

## RESULTS



## 100 Metres Men - Final

| RECORDS              | RESULT     | NAME                   | COUNTRY         | AGE           | VENUE     | DATE                        |           |
|----------------------|------------|------------------------|-----------------|---------------|-----------|-----------------------------|-----------|
| World Junior Record  | <b>WJR</b> | 9.97                   | Trayvon BROMELL | USA           | 19        | Eugene (HF), OR 13 Jun 2014 |           |
| Championships Record | <b>CR</b>  | 10.05                  | Adam GEMILI     | GBR           | 19        | Barcelona (OS) 11 Jul 2012  |           |
| World Junior Leading | <b>WJL</b> | 9.97                   | Trayvon BROMELL | USA           | 19        | Eugene (HF), OR 13 Jun 2014 |           |
| Area Junior Record   | <b>AJR</b> | National Junior Record | <b>NJR</b>      | Personal Best | <b>PB</b> | Season Best                 | <b>SB</b> |

23 July 2014 20:52 START TIME

17° C TEMPERATURE 63 % HUMIDITY

 -0.6 m/s WIND

| PLACE | BIB  | NAME             | COUNTRY | DATE of BIRTH | LANE | RESULT       | REACTION  | Fr    |
|-------|------|------------------|---------|---------------|------|--------------|-----------|-------|
| 1     | 1566 | Kendal WILLIAMS  | USA     | 23 Sep 95     | 5    | <b>10.21</b> | <b>PB</b> | 0.149 |
| 2     | 1524 | Trayvon BROMELL  | USA     | 10 Jul 95     | 6    | <b>10.28</b> |           | 0.121 |
| 3     | 925  | Yoshihide KIRYU  | JPN     | 15 Dec 95     | 2    | <b>10.34</b> |           | 0.141 |
| 4     | 229  | Levi CADOGAN     | BAR     | 08 Nov 95     | 4    | <b>10.39</b> |           | 0.152 |
| 5     | 116  | Cejhae GREENE    | ANT     | 06 Oct 95     | 3    | <b>10.43</b> |           | 0.146 |
| 6     | 647  | Ojie EDOBURUN    | GBR     | 02 Jun 96     | 1    | <b>10.45</b> |           | 0.171 |
| 7     | 324  | Andre AZONWANNA  | CAN     | 29 Nov 95     | 8    | <b>10.46</b> |           | 0.154 |
| 8     | 1438 | Jonathan FARINHA | TTO     | 16 May 96     | 7    | <b>10.47</b> |           | 0.163 |

## ALL-TIME TOP LIST

| RESULT | NAME                      | VENUE                   | DATE      |
|--------|---------------------------|-------------------------|-----------|
| 9.97   | Mark LEWIS-FRANCIS (GBR)  | Edmonton                | 4 Aug 01  |
| 9.97   | Trayvon BROMELL (USA)     | Eugene (HF), OR         | 13 Jun 14 |
| 10.01  | Darrel BROWN (TTO)        | Paris Saint-Denis (SdF) | 24 Aug 03 |
| 10.01  | Jeffery DEMPS (USA)       | Eugene, OR              | 28 Jun 08 |
| 10.01  | Yoshihide KIRYU (JPN)     | Hiroshima               | 29 Apr 13 |
| 10.03  | Marcus ROWLAND (USA)      | Port of Spain           | 31 Jul 09 |
| 10.04  | D'Angelo CHERRY (USA)     | Fayetteville, AR        | 10 Jun 09 |
| 10.04  | Christophe LEMAITRE (FRA) | Novi Sad                | 24 Jul 09 |
| 10.05  | Davidson EZINWA (NGR)     | Bauchi                  | 4 Jan 90  |
| 10.05  | Adam GEMILI (GBR)         | Barcelona (OS)          | 11 Jul 12 |

## SEASON TOP LIST

| RESULT | NAME                   | VENUE              | DATE      |
|--------|------------------------|--------------------|-----------|
| 9.97   | Trayvon BROMELL (USA)  | Eugene (HF), OR    | 13 Jun 14 |
| 10.00  | Trentavis FRIDAY (USA) | Eugene (HF), OR    | 5 Jul 14  |
| 10.05  | Yoshihide KIRYU (JPN)  | Kumagaya           | 17 May 14 |
| 10.12  | Zharnel HUGHES (AIA)   | Kingston (NS), JAM | 28 Mar 14 |
| 10.16  | Jevauqhn MINZIE (JAM)  | Kingston (NS), JAM | 28 Mar 14 |
| 10.19  | Michael O'HARA (JAM)   | Kingston (NS), JAM | 24 May 14 |
| 10.19  | Jalen MILLER (USA)     | Eugene (HF), OR    | 5 Jul 14  |
| 10.20  | Darryl HARAWAY (USA)   | Greensboro, NC     | 14 Jun 14 |
| 10.21  | Kendal WILLIAMS (USA)  | Eugene             | 23 Jul 14 |
| 10.25  | Levi CADOGAN (BAR)     | Fort-de-France     | 19 Apr 14 |
| 10.25  | Jonathan FARINHA (TTO) | Port of Spain      | 31 May 14 |

# RESULT PROGRESSION



## 100 Metres Men - Final

| RECORDS                         | RESULT NAME                       | COUNTRY                 | AGE                   | VENUE           | DATE        |
|---------------------------------|-----------------------------------|-------------------------|-----------------------|-----------------|-------------|
| World Junior Record <b>WJR</b>  | <b>9.97</b> Trayvon BROMELL       | USA                     | 19                    | Eugene (HF), OR | 13 Jun 2014 |
| Championships Record <b>CR</b>  | <b>10.05</b> Adam GEMILI          | GBR                     | 19                    | Barcelona (OS)  | 11 Jul 2012 |
| World Junior Leading <b>WJL</b> | <b>9.97</b> Trayvon BROMELL       | USA                     | 19                    | Eugene (HF), OR | 13 Jun 2014 |
| Area Junior Record <b>AJR</b>   | National Junior Record <b>NJR</b> | Personal Best <b>PB</b> | Season Best <b>SB</b> |                 |             |

23 July 2014

| RANK | BIB  | NAME             | COUNTRY | DATE of BIRTH | PHASE      | HEAT | LANE | PLACE | RESULT                   | WIND |
|------|------|------------------|---------|---------------|------------|------|------|-------|--------------------------|------|
| 1    | 1566 | Kendal WILLIAMS  | USA     | 23 Sep 95     | Final      | 1    | 5    | 1     | <b>10.21</b> <b>PB</b>   | -0.6 |
|      |      |                  |         |               | Semi-Final | 3    | 6    | 11    | <b>10.49 Q</b>           | -1.6 |
|      |      |                  |         |               | Round 1    | 5    | 4    | 2     | <b>10.23 Q</b> <b>PB</b> | +1.1 |
| 2    | 1524 | Trayvon BROMELL  | USA     | 10 Jul 95     | Final      | 1    | 6    | 2     | <b>10.28</b>             | -0.6 |
|      |      |                  |         |               | Semi-Final | 1    | 6    | 1     | <b>10.29 Q</b>           | 0.0  |
|      |      |                  |         |               | Round 1    | 6    | 3    | 1     | <b>10.13 Q</b>           | +0.7 |
| 3    | 925  | Yoshihide KIRYU  | JPN     | 15 Dec 95     | Final      | 1    | 2    | 3     | <b>10.34</b>             | -0.6 |
|      |      |                  |         |               | Semi-Final | 1    | 5    | 4     | <b>10.38 q</b>           | 0.0  |
|      |      |                  |         |               | Round 1    | 7    | 3    | 11    | <b>10.40 Q</b>           | -0.5 |
| 4    | 229  | Levi CADOGAN     | BAR     | 08 Nov 95     | Final      | 1    | 4    | 4     | <b>10.39</b>             | -0.6 |
|      |      |                  |         |               | Semi-Final | 1    | 8    | 2     | <b>10.31 Q</b>           | 0.0  |
|      |      |                  |         |               | Round 1    | 4    | 5    | 15    | <b>10.45 Q</b>           | -0.2 |
| 5    | 116  | Cejhae GREENE    | ANT     | 06 Oct 95     | Final      | 1    | 3    | 5     | <b>10.43</b>             | -0.6 |
|      |      |                  |         |               | Semi-Final | 2    | 3    | 5     | <b>10.39 Q</b>           | -0.3 |
|      |      |                  |         |               | Round 1    | 1    | 7    | 3     | <b>10.27 Q</b> <b>PB</b> | +0.4 |
| 6    | 647  | Ojie EDOBURUN    | GBR     | 02 Jun 96     | Final      | 1    | 1    | 6     | <b>10.45</b>             | -0.6 |
|      |      |                  |         |               | Semi-Final | 1    | 4    | 3     | <b>10.36 q</b>           | 0.0  |
|      |      |                  |         |               | Round 1    | 4    | 6    | 12    | <b>10.43 Q</b>           | -0.2 |
| 7    | 324  | Andre AZONWANNA  | CAN     | 29 Nov 95     | Final      | 1    | 8    | 7     | <b>10.46</b>             | -0.6 |
|      |      |                  |         |               | Semi-Final | 3    | 3    | 12    | <b>10.50 Q</b>           | -1.6 |
|      |      |                  |         |               | Round 1    | 3    | 8    | 5     | <b>10.33 Q</b> <b>PB</b> | +1.0 |
| 8    | 1438 | Jonathan FARINHA | TTO     | 16 May 96     | Final      | 1    | 7    | 8     | <b>10.47</b>             | -0.6 |
|      |      |                  |         |               | Semi-Final | 2    | 4    | 6     | <b>10.41 Q</b>           | -0.3 |
|      |      |                  |         |               | Round 1    | 1    | 3    | 8     | <b>10.37 Q</b>           | +0.4 |

| ALL-TIME TOP LIST |                           |                         |           | SEASON TOP LIST |                        |                    |           |
|-------------------|---------------------------|-------------------------|-----------|-----------------|------------------------|--------------------|-----------|
| RESULT            | NAME                      | VENUE                   | DATE      | RESULT          | NAME                   | VENUE              | DATE      |
| 9.97              | Mark LEWIS-FRANCIS (GBR)  | Edmonton                | 4 Aug 01  | 9.97            | Trayvon BROMELL (USA)  | Eugene (HF), OR    | 13 Jun 14 |
| 9.97              | Trayvon BROMELL (USA)     | Eugene (HF), OR         | 13 Jun 14 | 10.00           | Trentavis FRIDAY (USA) | Eugene (HF), OR    | 5 Jul 14  |
| 10.01             | Darrel BROWN (TTO)        | Paris Saint-Denis (SdF) | 24 Aug 03 | 10.05           | Yoshihide KIRYU (JPN)  | Kumagaya           | 17 May 14 |
| 10.01             | Jeffery DEMPS (USA)       | Eugene, OR              | 28 Jun 08 | 10.12           | Zharnel HUGHES (AIA)   | Kingston (NS), JAM | 28 Mar 14 |
| 10.01             | Yoshihide KIRYU (JPN)     | Hiroshima               | 29 Apr 13 | 10.16           | Jevauqhn MINZIE (JAM)  | Kingston (NS), JAM | 28 Mar 14 |
| 10.03             | Marcus ROWLAND (USA)      | Port of Spain           | 31 Jul 09 | 10.19           | Michael O'HARA (JAM)   | Kingston (NS), JAM | 24 May 14 |
| 10.04             | D'Angelo CHERRY (USA)     | Fayetteville, AR        | 10 Jun 09 | 10.19           | Jalen MILLER (USA)     | Eugene (HF), OR    | 5 Jul 14  |
| 10.04             | Christophe LEMAITRE (FRA) | Novi Sad                | 24 Jul 09 | 10.20           | Darryl HARAWAY (USA)   | Greensboro, NC     | 14 Jun 14 |
| 10.05             | Davidson EZINWA (NGR)     | Bauchi                  | 4 Jan 90  | 10.21           | Kendal WILLIAMS (USA)  | Eugene             | 23 Jul 14 |
| 10.05             | Adam GEMILI (GBR)         | Barcelona (OS)          | 11 Jul 12 | 10.25           | Levi CADOGAN (BAR)     | Fort-de-France     | 19 Apr 14 |
|                   |                           |                         |           | 10.25           | Jonathan FARINHA (TTO) | Port of Spain      | 31 May 14 |



# SUMMARY



## 100 Metres Men - Semi-Final

First 2 in each heat (Q) and the next 2 fastest (q) advance to the Final

| RECORDS                         | RESULT | NAME                              | COUNTRY | AGE                     | VENUE           | DATE                  |
|---------------------------------|--------|-----------------------------------|---------|-------------------------|-----------------|-----------------------|
| World Junior Record <b>WJR</b>  | 9.97   | Trayvon BROMELL                   | USA     | 19                      | Eugene (HF), OR | 13 Jun 2014           |
| Championships Record <b>CR</b>  | 10.05  | Adam GEMILI                       | GBR     | 19                      | Barcelona (OS)  | 11 Jul 2012           |
| World Junior Leading <b>WJL</b> | 9.97   | Trayvon BROMELL                   | USA     | 19                      | Eugene (HF), OR | 13 Jun 2014           |
| Area Junior Record <b>AJR</b>   |        | National Junior Record <b>NJR</b> |         | Personal Best <b>PB</b> |                 | Season Best <b>SB</b> |

23 July 2014

| RANK | PLACE | HEAT | LANE | BIB  | NAME                   | COUNTRY | DATE of BIRTH | RESULT         | WIND |
|------|-------|------|------|------|------------------------|---------|---------------|----------------|------|
| 1    | 1     | 1    | 6    | 1524 | Trayvon BROMELL        | USA     | 10 Jul 95     | <b>10.29 Q</b> | 0.0  |
| 2    | 2     | 1    | 8    | 229  | Levi CADOGAN           | BAR     | 08 Nov 95     | <b>10.31 Q</b> | 0.0  |
| 3    | 3     | 1    | 4    | 647  | Ojie EDOBURUN          | GBR     | 02 Jun 96     | <b>10.36 q</b> | 0.0  |
| 4    | 4     | 1    | 5    | 925  | Yoshihide KIRYU        | JPN     | 15 Dec 95     | <b>10.38 q</b> | 0.0  |
| 5    | 1     | 2    | 3    | 116  | Cejhae GREENE          | ANT     | 06 Oct 95     | <b>10.39 Q</b> | -0.3 |
| 6    | 2     | 2    | 4    | 1438 | Jonathan FARINHA       | TTO     | 16 May 96     | <b>10.41 Q</b> | -0.3 |
| 7    | 3     | 2    | 6    | 887  | Jevauqhn MINZIE        | JAM     | 20 Jul 95     | <b>10.43</b>   | -0.3 |
| 8    | 4     | 2    | 7    | 928  | Takuya KAWAKAMI        | JPN     | 08 Jun 95     | <b>10.47</b>   | -0.3 |
| 8    | 5     | 2    | 5    | 371  | Youxue MO              | CHN     | 10 Feb 96     | <b>10.47</b>   | -0.3 |
| 10   | 6     | 2    | 8    | 473  | Morten Dalgaard MADSEN | DEN     | 05 May 95     | <b>10.48</b>   | -0.3 |
| 11   | 1     | 3    | 6    | 1566 | Kendal WILLIAMS        | USA     | 23 Sep 95     | <b>10.49 Q</b> | -1.6 |
| 12   | 2     | 3    | 3    | 324  | Andre AZONWANNA        | CAN     | 29 Nov 95     | <b>10.50 Q</b> | -1.6 |
| 13   | 7     | 2    | 2    | 1267 | Thando ROTO            | RSA     | 26 Sep 95     | <b>10.61</b>   | -0.3 |
| 14   | 8     | 2    | 1    | 1464 | Aykut AY               | TUR     | 03 Aug 95     | <b>10.62</b>   | -0.3 |
| 15   | 5     | 1    | 2    | 1389 | Austin HAMILTON        | SWE     | 29 Jul 97     | <b>10.64</b>   | 0.0  |
| 16   | 6     | 1    | 1    | 1652 | Sydney SIAME           | ZAM     | 07 Oct 97     | <b>10.68</b>   | 0.0  |
| 17   | 7     | 1    | 3    | 889  | Michael O'HARA         | JAM     | 29 Sep 96     | <b>10.69</b>   | 0.0  |
| 18   | 3     | 3    | 8    | 422  | Yaniel CARRERO         | CUB     | 17 Aug 95     | <b>10.70</b>   | -1.6 |
| 18   | 8     | 1    | 7    | 833  | Luca Antonio CASSANO   | ITA     | 23 Aug 95     | <b>10.70</b>   | 0.0  |
| 20   | 4     | 3    | 4    | 135  | Josh CLARKE            | AUS     | 19 May 95     | <b>10.79</b>   | -1.6 |
| 21   | 5     | 3    | 5    | 640  | Reuben ARTHUR          | GBR     | 12 Oct 96     | <b>10.81</b>   | -1.6 |
| 21   | 6     | 3    | 7    | 284  | Vitor Hugo DOS SANTOS  | BRA     | 01 Feb 96     | <b>10.81</b>   | -1.6 |
| 23   | 7     | 3    | 2    | 481  | Stanley DEL CARMEN     | DOM     | 20 Sep 95     | <b>10.92</b>   | -1.6 |
| 24   | 8     | 3    | 1    | 1361 | Silvan WICKI           | SUI     | 13 Feb 95     | <b>11.14</b>   | -1.6 |

| ALL-TIME TOP LIST |                           |                         |           | SEASON TOP LIST |                        |                    |           |
|-------------------|---------------------------|-------------------------|-----------|-----------------|------------------------|--------------------|-----------|
| RESULT            | NAME                      | VENUE                   | DATE      | RESULT          | NAME                   | VENUE              | DATE      |
| 9.97              | Mark LEWIS-FRANCIS (GBR)  | Edmonton                | 4 Aug 01  | 9.97            | Trayvon BROMELL (USA)  | Eugene (HF), OR    | 13 Jun 14 |
| 9.97              | Trayvon BROMELL (USA)     | Eugene (HF), OR         | 13 Jun 14 | 10.00           | Trentavis FRIDAY (USA) | Eugene (HF), OR    | 5 Jul 14  |
| 10.01             | Darrel BROWN (TTO)        | Paris Saint-Denis (SdF) | 24 Aug 03 | 10.05           | Yoshihide KIRYU (JPN)  | Kumagaya           | 17 May 14 |
| 10.01             | Jeffery DEMPS (USA)       | Eugene, OR              | 28 Jun 08 | 10.12           | Zharnel HUGHES (AIA)   | Kingston (NS), JAM | 28 Mar 14 |
| 10.01             | Yoshihide KIRYU (JPN)     | Hiroshima               | 29 Apr 13 | 10.16           | Jevauqhn MINZIE (JAM)  | Kingston (NS), JAM | 28 Mar 14 |
| 10.03             | Marcus ROWLAND (USA)      | Port of Spain           | 31 Jul 09 | 10.19           | Michael O'HARA (JAM)   | Kingston (NS), JAM | 24 May 14 |
| 10.04             | D'Angelo CHERRY (USA)     | Fayetteville, AR        | 10 Jun 09 | 10.19           | Jalen MILLER (USA)     | Eugene (HF), OR    | 5 Jul 14  |
| 10.04             | Christophe LEMAITRE (FRA) | Novi Sad                | 24 Jul 09 | 10.20           | Darryl HARAWAY (USA)   | Greensboro, NC     | 14 Jun 14 |
| 10.05             | Davidson EZINWA (NGR)     | Bauchi                  | 4 Jan 90  | 10.23           | Kendal WILLIAMS (USA)  | Eugene             | 22 Jul 14 |
| 10.05             | Adam GEMILI (GBR)         | Barcelona (OS)          | 11 Jul 12 | 10.25           | Levi CADOGAN (BAR)     | Fort-de-France     | 19 Apr 14 |
|                   |                           |                         |           | 10.25           | Jonathan FARINHA (TTO) | Port of Spain      | 31 May 14 |



# RESULTS



## 100 Metres Men - Semi-Final

First 2 in each heat (Q) and the next 2 fastest (q) advance to the Final

| RECORDS                         | RESULT NAME                       | COUNTRY                 | AGE                   | VENUE           | DATE        |
|---------------------------------|-----------------------------------|-------------------------|-----------------------|-----------------|-------------|
| World Junior Record <b>WJR</b>  | <b>9.97</b> Trayvon BROMELL       | USA                     | 19                    | Eugene (HF), OR | 13 Jun 2014 |
| Championships Record <b>CR</b>  | <b>10.05</b> Adam GEMILI          | GBR                     | 19                    | Barcelona (OS)  | 11 Jul 2012 |
| World Junior Leading <b>WJL</b> | <b>9.97</b> Trayvon BROMELL       | USA                     | 19                    | Eugene (HF), OR | 13 Jun 2014 |
| Area Junior Record <b>AJR</b>   | National Junior Record <b>NJR</b> | Personal Best <b>PB</b> | Season Best <b>SB</b> |                 |             |

### Heat 1

3

23 July 2014 18:18 START TIME

18° C TEMPERATURE 56 % HUMIDITY

0.0 m/s WIND

| PLACE | BIB  | NAME                 | COUNTRY | DATE of BIRTH | LANE | RESULT         | REACTION | Fr |
|-------|------|----------------------|---------|---------------|------|----------------|----------|----|
| 1     | 1524 | Trayvon BROMELL      | USA     | 10 Jul 95     | 6    | <b>10.29 Q</b> | 0.124    |    |
| 2     | 229  | Levi CADOGAN         | BAR     | 08 Nov 95     | 8    | <b>10.31 Q</b> | 0.144    |    |
| 3     | 647  | Ojie EDOBURUN        | GBR     | 02 Jun 96     | 4    | <b>10.36 q</b> | 0.147    |    |
| 4     | 925  | Yoshihide KIRYU      | JPN     | 15 Dec 95     | 5    | <b>10.38 q</b> | 0.148    |    |
| 5     | 1389 | Austin HAMILTON      | SWE     | 29 Jul 97     | 2    | <b>10.64</b>   | 0.177    |    |
| 6     | 1652 | Sydney SIAME         | ZAM     | 07 Oct 97     | 1    | <b>10.68</b>   | 0.139    |    |
| 7     | 889  | Michael O'HARA       | JAM     | 29 Sep 96     | 3    | <b>10.69</b>   | 0.158    |    |
| 8     | 833  | Luca Antonio CASSANO | ITA     | 23 Aug 95     | 7    | <b>10.70</b>   | 0.180    |    |

### Heat 2

3

23 July 2014 18:25 START TIME

18° C TEMPERATURE 56 % HUMIDITY

-0.3 m/s WIND

| PLACE | BIB  | NAME                   | COUNTRY | DATE of BIRTH | LANE | RESULT         | REACTION | Fr |
|-------|------|------------------------|---------|---------------|------|----------------|----------|----|
| 1     | 116  | Cejhae GREENE          | ANT     | 06 Oct 95     | 3    | <b>10.39 Q</b> | 0.164    |    |
| 2     | 1438 | Jonathan FARINHA       | TTO     | 16 May 96     | 4    | <b>10.41 Q</b> | 0.173    |    |
| 3     | 887  | Jevaughn MINZIE        | JAM     | 20 Jul 95     | 6    | <b>10.43</b>   | 0.167    |    |
| 4     | 928  | Takuya KAWAKAMI        | JPN     | 08 Jun 95     | 7    | <b>10.47</b>   | 0.156    |    |
| 5     | 371  | Youxue MO              | CHN     | 10 Feb 96     | 5    | <b>10.47</b>   | 0.167    |    |
| 6     | 473  | Morten Dalgaard MADSEN | DEN     | 05 May 95     | 8    | <b>10.48</b>   | 0.155    |    |
| 7     | 1267 | Thando ROTO            | RSA     | 26 Sep 95     | 2    | <b>10.61</b>   | 0.138    |    |
| 8     | 1464 | Aykut AY               | TUR     | 03 Aug 95     | 1    | <b>10.62</b>   | 0.150    |    |

### Heat 3

3

23 July 2014 18:33 START TIME

18° C TEMPERATURE 56 % HUMIDITY

-1.6 m/s WIND

| PLACE | BIB  | NAME                  | COUNTRY | DATE of BIRTH | LANE | RESULT         | REACTION | Fr |
|-------|------|-----------------------|---------|---------------|------|----------------|----------|----|
| 1     | 1566 | Kendal WILLIAMS       | USA     | 23 Sep 95     | 6    | <b>10.49 Q</b> | 0.138    |    |
| 2     | 324  | Andre AZONWANNA       | CAN     | 29 Nov 95     | 3    | <b>10.50 Q</b> | 0.158    |    |
| 3     | 422  | Yaniel CARRERO        | CUB     | 17 Aug 95     | 8    | <b>10.70</b>   | 0.185    |    |
| 4     | 135  | Josh CLARKE           | AUS     | 19 May 95     | 4    | <b>10.79</b>   | 0.129    |    |
| 5     | 640  | Reuben ARTHUR         | GBR     | 12 Oct 96     | 5    | <b>10.81</b>   | 0.150    |    |
| 6     | 284  | Vitor Hugo DOS SANTOS | BRA     | 01 Feb 96     | 7    | <b>10.81</b>   | 0.226    |    |
| 7     | 481  | Stanley DEL CARMEN    | DOM     | 20 Sep 95     | 2    | <b>10.92</b>   | 0.170    |    |
| 8     | 1361 | Silvan WICKI          | SUI     | 13 Feb 95     | 1    | <b>11.14</b>   | 0.147    |    |



**RESULTS**  
**100 Metres Men - Semi-Final**

| ALL-TIME TOP LIST |                           |                         |           | SEASON TOP LIST |                        |                    |           |
|-------------------|---------------------------|-------------------------|-----------|-----------------|------------------------|--------------------|-----------|
| RESULT            | NAME                      | VENUE                   | DATE      | RESULT          | NAME                   | VENUE              | DATE      |
| 9.97              | Mark LEWIS-FRANCIS (GBR)  | Edmonton                | 4 Aug 01  | 9.97            | Trayvon BROMELL (USA)  | Eugene (HF), OR    | 13 Jun 14 |
| 9.97              | Trayvon BROMELL (USA)     | Eugene (HF), OR         | 13 Jun 14 | 10.00           | Trentavis FRIDAY (USA) | Eugene (HF), OR    | 5 Jul 14  |
| 10.01             | Darrel BROWN (TTO)        | Paris Saint-Denis (SdF) | 24 Aug 03 | 10.05           | Yoshihide KIRYU (JPN)  | Kumagaya           | 17 May 14 |
| 10.01             | Jeffery DEMPS (USA)       | Eugene, OR              | 28 Jun 08 | 10.12           | Zharnel HUGHES (AIA)   | Kingston (NS), JAM | 28 Mar 14 |
| 10.01             | Yoshihide KIRYU (JPN)     | Hiroshima               | 29 Apr 13 | 10.16           | Jevaughn MINZIE (JAM)  | Kingston (NS), JAM | 28 Mar 14 |
| 10.03             | Marcus ROWLAND (USA)      | Port of Spain           | 31 Jul 09 | 10.19           | Michael O'HARA (JAM)   | Kingston (NS), JAM | 24 May 14 |
| 10.04             | D'Anqelo CHERRY (USA)     | Fayetteville, AR        | 10 Jun 09 | 10.19           | Jalen MILLER (USA)     | Eugene (HF), OR    | 5 Jul 14  |
| 10.04             | Christophe LEMAITRE (FRA) | Novi Sad                | 24 Jul 09 | 10.20           | Darryl HARAWAY (USA)   | Greensboro, NC     | 14 Jun 14 |
| 10.05             | Davidson EZINWA (NGR)     | Bauchi                  | 4 Jan 90  | 10.23           | Kendal WILLIAMS (USA)  | Eugene             | 22 Jul 14 |
| 10.05             | Adam GEMILI (GBR)         | Barcelona (OS)          | 11 Jul 12 | 10.25           | Levi CADOGAN (BAR)     | Fort-de-France     | 19 Apr 14 |
|                   |                           |                         |           | 10.25           | Jonathan FARINHA (TTO) | Port of Spain      | 31 May 14 |



# SUMMARY



## 100 Metres Men - Round 1

First 3 in each heat (Q) and the next 3 fastest (q) advance to the Semi-Finals

| RECORDS                         | RESULT | NAME                              | COUNTRY | AGE                     | VENUE           | DATE                  |
|---------------------------------|--------|-----------------------------------|---------|-------------------------|-----------------|-----------------------|
| World Junior Record <b>WJR</b>  | 9.97   | Trayvon BROMELL                   | USA     | 19                      | Eugene (HF), OR | 13 Jun 2014           |
| Championships Record <b>CR</b>  | 10.05  | Adam GEMILI                       | GBR     | 19                      | Barcelona (OS)  | 11 Jul 2012           |
| World Junior Leading <b>WJL</b> | 9.97   | Trayvon BROMELL                   | USA     | 19                      | Eugene (HF), OR | 13 Jun 2014           |
| Area Junior Record <b>AJR</b>   |        | National Junior Record <b>NJR</b> |         | Personal Best <b>PB</b> |                 | Season Best <b>SB</b> |

22 July 2014

| RANK | PLACE | HEAT | LANE | BIB  | NAME                            | COUNTRY | DATE of BIRTH | RESULT            | WIND |
|------|-------|------|------|------|---------------------------------|---------|---------------|-------------------|------|
| 1    | 1     | 6    | 3    | 1524 | Trayvon BROMELL                 | USA     | 10 Jul 95     | 10.13 Q           | +0.7 |
| 2    | 1     | 5    | 4    | 1566 | Kendal WILLIAMS                 | USA     | 23 Sep 95     | 10.23 Q <b>PB</b> | +1.1 |
| 3    | 1     | 1    | 7    | 116  | Cejhae GREENE                   | ANT     | 06 Oct 95     | 10.27 Q <b>PB</b> | +0.4 |
| 4    | 1     | 2    | 5    | 887  | Jevaughn MINZIE                 | JAM     | 20 Jul 95     | 10.32 Q           | +1.4 |
| 5    | 1     | 3    | 8    | 324  | Andre AZONWANNA                 | CAN     | 29 Nov 95     | 10.33 Q <b>PB</b> | +1.0 |
| 6    | 2     | 2    | 2    | 135  | Josh CLARKE                     | AUS     | 19 May 95     | 10.36 Q           | +1.4 |
| 6    | 2     | 3    | 6    | 889  | Michael O'HARA                  | JAM     | 29 Sep 96     | 10.36 Q           | +1.0 |
| 8    | 2     | 1    | 3    | 1438 | Jonathan FARINHA                | TTO     | 16 May 96     | 10.37 Q           | +0.4 |
| 8    | 2     | 5    | 8    | 371  | Youxue MO                       | CHN     | 10 Feb 96     | 10.37 Q <b>SB</b> | +1.1 |
| 10   | 3     | 5    | 3    | 473  | Morten Dalgaard MADSEN          | DEN     | 05 May 95     | 10.38 Q <b>PB</b> | +1.1 |
| 11   | 1     | 7    | 3    | 925  | Yoshihide KIRYU                 | JPN     | 15 Dec 95     | 10.40 Q           | -0.5 |
| 12   | 1     | 4    | 6    | 647  | Ojie EDOBURUN                   | GBR     | 02 Jun 96     | 10.43 Q           | -0.2 |
| 13   | 2     | 6    | 7    | 640  | Reuben ARTHUR                   | GBR     | 12 Oct 96     | 10.44 Q <b>PB</b> | +0.7 |
| 13   | 4     | 5    | 1    | 1267 | Thando ROTO                     | RSA     | 26 Sep 95     | 10.44 q           | +1.1 |
| 15   | 2     | 4    | 5    | 229  | Levi CADOGAN                    | BAR     | 08 Nov 95     | 10.45 Q           | -0.2 |
| 16   | 3     | 2    | 4    | 928  | Takuya KAWAKAMI                 | JPN     | 08 Jun 95     | 10.46 Q           | +1.4 |
| 17   | 3     | 6    | 2    | 284  | Vitor Hugo DOS SANTOS           | BRA     | 01 Feb 96     | 10.49 Q <b>SB</b> | +0.7 |
| 18   | 3     | 1    | 5    | 833  | Luca Antonio CASSANO            | ITA     | 23 Aug 95     | 10.50 Q           | +0.4 |
| 19   | 4     | 1    | 6    | 1361 | Silvan WICKI                    | SUI     | 13 Feb 95     | 10.55 q           | +0.4 |
| 20   | 3     | 4    | 7    | 481  | Stanley DEL CARMEN              | DOM     | 20 Sep 95     | 10.56 Q           | -0.2 |
| 20   | 3     | 3    | 7    | 1652 | Sydney SIAME                    | ZAM     | 07 Oct 97     | 10.56 Q           | +1.0 |
| 20   | 4     | 2    | 6    | 1389 | Austin HAMILTON                 | SWE     | 29 Jul 97     | 10.56 q           | +1.4 |
| 23   | 4     | 6    | 6    | 214  | Keanu PENNERMAN                 | BAH     | 28 Apr 97     | 10.57             | +0.7 |
| 24   | 2     | 7    | 2    | 422  | Yaniel CARRERO                  | CUB     | 17 Aug 95     | 10.58 Q           | -0.5 |
| 25   | 4     | 3    | 2    | 215  | Cliff RESIAS                    | BAH     | 11 Aug 96     | 10.60             | +1.0 |
| 26   | 5     | 5    | 7    | 846  | Simone PETTENATI                | ITA     | 17 Oct 95     | 10.61             | +1.1 |
| 27   | 5     | 1    | 4    | 370  | Renkeng LIN                     | CHN     | 06 Feb 96     | 10.62             | +0.4 |
| 27   | 6     | 1    | 1    | 1118 | Kehinde OLUBODUN                | NGR     | 25 Nov 96     | 10.62             | +0.4 |
| 29   | 5     | 3    | 3    | 1062 | Iván MORENO                     | MEX     | 01 Jan 95     | 10.64             | +1.0 |
| 30   | 4     | 4    | 8    | 1350 | Himasha Eashan WATHTHAKANKANAMG | SRI     | 07 May 95     | 10.66             | -0.2 |
| 31   | 5     | 6    | 5    | 1437 | John Mark CONSTANTINE           | TTO     | 24 Mar 95     | 10.67             | +0.7 |
| 32   | 3     | 7    | 4    | 1464 | Aykut AY                        | TUR     | 03 Aug 95     | 10.71 Q           | -0.5 |
| 32   | 6     | 6    | 8    | 103  | Mahmoud HAMMOUDI                | ALG     | 10 May 96     | 10.71             | +0.7 |
| 34   | 5     | 4    | 2    | 517  | Frank ITOYA                     | ESP     | 16 May 96     | 10.72             | -0.2 |
| 34   | 6     | 5    | 6    | 1328 | Jan KRAMBERGER                  | SLO     | 07 Feb 95     | 10.72             | +1.1 |
| 34   | 6     | 4    | 4    | 1217 | Ricardo PEREIRA                 | POR     | 04 Mar 96     | 10.72             | -0.2 |
| 37   | 4     | 7    | 8    | 586  | Samuli SAMUELSSON               | FIN     | 23 Jun 95     | 10.78             | -0.5 |
| 38   | 7     | 6    | 4    | 1409 | Mzamo MNGOMEZULU                | SWZ     | 28 Apr 96     | 10.84 <b>NJR</b>  | +0.7 |



**SUMMARY**  
**100 Metres Men - Round 1**

22 July 2014

| RANK | PLACE | HEAT | LANE | BIB  | NAME                | COUNTRY         | DATE of BIRTH | RESULT       | WIND           |      |
|------|-------|------|------|------|---------------------|-----------------|---------------|--------------|----------------|------|
| 39   | 5     | 7    | 6    | 714  | Sebastian SCHÜRMAN  | GER             | 18 Feb 95     | <b>10.85</b> | -0.5           |      |
| 40   | 5     | 2    | 3    | 553  | Amanuel ABEBE       | ETH             | 21 Nov 96     | <b>10.99</b> | +1.4           |      |
| 41   | 6     | 3    | 5    | 1411 | Peauope Suli FIFITA | TGA             | 12 Dec 95     | <b>11.00</b> | +1.0           |      |
| 42   | 6     | 2    | 8    | 128  | Faresa KAPISI       | ASA             | 23 Jul 97     | <b>11.66</b> | +1.4           |      |
| 42   | 7     | 3    | 4    | 127  | Reginald KOC        | ARU             | 09 Dec 97     | <b>11.66</b> | <b>PB</b> +1.0 |      |
| 44   | 7     | 5    | 5    | 995  | Tioti BATUAO        | KIR             | 15 Oct 97     | <b>11.90</b> | <b>PB</b> +1.1 |      |
| 45   | 7     | 1    | 8    | 638  | Roy ELWISE          | FSM             | 25 Jun 97     | <b>12.17</b> | <b>PB</b> +0.4 |      |
| 46   | 6     | 7    | 7    | 1083 | Quentin LEGUAY      | MON             | 01 Aug 96     | <b>12.40</b> | -0.5           |      |
| 47   | 8     | 1    | 2    | 1078 | Alfredo QUIANI      | MHL             | 23 Jun 96     | <b>13.13</b> | <b>PB</b> +0.4 |      |
| 48   | 7     | 4    | 1    | 1086 | Cheikh BEYA         | MTN             | 25 Mar 97     | <b>14.77</b> | <b>PB</b> -0.2 |      |
|      |       |      | 7    | 5    | 394                 | Cajuniba OKIRUA | COK           | 05 Oct 96    | <b>DNF</b>     | -0.5 |
|      |       |      | 4    | 3    | 392                 | Arthur CISSÉ    | CIV           | 29 Dec 96    | <b>DNS</b>     | -0.2 |
|      |       |      | 2    | 7    | 100                 | Mohammad AZIZI  | AFG           | 98           | <b>DNS</b>     | +1.4 |
|      |       |      | 5    | 2    | 686                 | Seco CAMARA     | GBS           | 20 Apr 95    | <b>DNS</b>     | +1.1 |

| ALL-TIME TOP LIST |                           |                         |           | SEASON TOP LIST |                        |                    |           |
|-------------------|---------------------------|-------------------------|-----------|-----------------|------------------------|--------------------|-----------|
| RESULT            | NAME                      | VENUE                   | DATE      | RESULT          | NAME                   | VENUE              | DATE      |
| 9.97              | Mark LEWIS-FRANCIS (GBR)  | Edmonton                | 4 Aug 01  | 9.97            | Trayvon BROMELL (USA)  | Eugene (HF), OR    | 13 Jun 14 |
| 9.97              | Trayvon BROMELL (USA)     | Eugene (HF), OR         | 13 Jun 14 | 10.00           | Trentavis FRIDAY (USA) | Eugene (HF), OR    | 5 Jul 14  |
| 10.01             | Darrel BROWN (TTO)        | Paris Saint-Denis (SdF) | 24 Aug 03 | 10.05           | Yoshihide KIRYU (JPN)  | Kumagaya           | 17 May 14 |
| 10.01             | Jeffery DEMPS (USA)       | Eugene, OR              | 28 Jun 08 | 10.12           | Zharnel HUGHES (AIA)   | Kingston (NS), JAM | 28 Mar 14 |
| 10.01             | Yoshihide KIRYU (JPN)     | Hiroshima               | 29 Apr 13 | 10.16           | Jevauqhn MINZIE (JAM)  | Kingston (NS), JAM | 28 Mar 14 |
| 10.03             | Marcus ROWLAND (USA)      | Port of Spain           | 31 Jul 09 | 10.19           | Michael O'HARA (JAM)   | Kingston (NS), JAM | 24 May 14 |
| 10.04             | D'Angelo CHERRY (USA)     | Fayetteville, AR        | 10 Jun 09 | 10.19           | Jalen MILLER (USA)     | Eugene (HF), OR    | 5 Jul 14  |
| 10.04             | Christophe LEMAITRE (FRA) | Novi Sad                | 24 Jul 09 | 10.20           | Darryl HARAWAY (USA)   | Greensboro, NC     | 14 Jun 14 |
| 10.05             | Davidson EZINWA (NGR)     | Bauchi                  | 4 Jan 90  | 10.23           | Kendal WILLIAMS (USA)  | Eugene             | 22 Jul 14 |
| 10.05             | Adam GEMILI (GBR)         | Barcelona (OS)          | 11 Jul 12 | 10.25           | Levi CADOGAN (BAR)     | Fort-de-France     | 19 Apr 14 |
|                   |                           |                         |           | 10.25           | Jonathan FARINHA (TTO) | Port of Spain      | 31 May 14 |



# RESULTS



## 100 Metres Men - Round 1

First 3 in each heat (Q) and the next 3 fastest (q) advance to the Semi-Finals

| RECORDS              | RESULT     | NAME                   | COUNTRY    | AGE           | VENUE           | DATE        |           |
|----------------------|------------|------------------------|------------|---------------|-----------------|-------------|-----------|
| World Junior Record  | <b>WJR</b> | 9.97 Trayvon BROMELL   | USA        | 19            | Eugene (HF), OR | 13 Jun 2014 |           |
| Championships Record | <b>CR</b>  | 10.05 Adam GEMILI      | GBR        | 19            | Barcelona (OS)  | 11 Jul 2012 |           |
| World Junior Leading | <b>WJL</b> | 9.97 Trayvon BROMELL   | USA        | 19            | Eugene (HF), OR | 13 Jun 2014 |           |
| Area Junior Record   | <b>AJR</b> | National Junior Record | <b>NJR</b> | Personal Best | <b>PB</b>       | Season Best | <b>SB</b> |

**Heat 1** **7** 22 July 2014 12:48 START TIME 22° C TEMPERATURE 53 % HUMIDITY +0.4 m/s WIND

| PLACE | BIB  | NAME                 | COUNTRY | DATE of BIRTH | LANE | RESULT            | REACTION | Fn |
|-------|------|----------------------|---------|---------------|------|-------------------|----------|----|
| 1     | 116  | Cejhae GREENE        | ANT     | 06 Oct 95     | 7    | 10.27 Q <b>PB</b> | 0.135    |    |
| 2     | 1438 | Jonathan FARINHA     | TTO     | 16 May 96     | 3    | 10.37 Q           | 0.173    |    |
| 3     | 833  | Luca Antonio CASSANO | ITA     | 23 Aug 95     | 5    | 10.50 Q           | 0.140    |    |
| 4     | 1361 | Silvan WICKI         | SUI     | 13 Feb 95     | 6    | 10.55 q           | 0.137    |    |
| 5     | 370  | Renkeng LIN          | CHN     | 06 Feb 96     | 4    | 10.62             | 0.169    |    |
| 6     | 1118 | Kehinde OLUBODUN     | NGR     | 25 Nov 96     | 1    | 10.62             | 0.187    |    |
| 7     | 638  | Roy ELWISE           | FSM     | 25 Jun 97     | 8    | 12.17 <b>PB</b>   | 0.234    |    |
| 8     | 1078 | Alfreto QUIANI       | MHL     | 23 Jun 96     | 2    | 13.13 <b>PB</b>   | 0.202    |    |

**Heat 2** **7** 22 July 2014 12:55 START TIME 22° C TEMPERATURE 53 % HUMIDITY +1.4 m/s WIND

| PLACE | BIB  | NAME            | COUNTRY | DATE of BIRTH | LANE | RESULT  | REACTION | Fn |
|-------|------|-----------------|---------|---------------|------|---------|----------|----|
| 1     | 887  | Jevaughn MINZIE | JAM     | 20 Jul 95     | 5    | 10.32 Q | 0.149    |    |
| 2     | 135  | Josh CLARKE     | AUS     | 19 May 95     | 2    | 10.36 Q | 0.138    |    |
| 3     | 928  | Takuya KAWAKAMI | JPN     | 08 Jun 95     | 4    | 10.46 Q | 0.144    |    |
| 4     | 1389 | Austin HAMILTON | SWE     | 29 Jul 97     | 6    | 10.56 q | 0.190    |    |
| 5     | 553  | Amanuel ABEBE   | ETH     | 21 Nov 96     | 3    | 10.99   | 0.168    |    |
| 6     | 128  | Faresa KAPISI   | ASA     | 23 Jul 97     | 8    | 11.66   | 0.181    |    |
|       | 100  | Mohammad AZIZI  | AFG     | 98            | 7    | DNS     |          |    |

**Heat 3** **7** 22 July 2014 12:59 START TIME 22° C TEMPERATURE 53 % HUMIDITY +1.0 m/s WIND

| PLACE | BIB  | NAME                | COUNTRY | DATE of BIRTH | LANE | RESULT            | REACTION | Fn |
|-------|------|---------------------|---------|---------------|------|-------------------|----------|----|
| 1     | 324  | Andre AZONWANNA     | CAN     | 29 Nov 95     | 8    | 10.33 Q <b>PB</b> | 0.138    |    |
| 2     | 889  | Michael O'HARA      | JAM     | 29 Sep 96     | 6    | 10.36 Q           | 0.188    |    |
| 3     | 1652 | Sydney SIAME        | ZAM     | 07 Oct 97     | 7    | 10.56 Q           | 0.137    |    |
| 4     | 215  | Cliff RESIAS        | BAH     | 11 Aug 96     | 2    | 10.60             | 0.159    |    |
| 5     | 1062 | Iván MORENO         | MEX     | 01 Jan 95     | 3    | 10.64             | 0.190    |    |
| 6     | 1411 | Peauope Suli FIFITA | TGA     | 12 Dec 95     | 5    | 11.00             | 0.156    |    |
| 7     | 127  | Reginald KOC        | ARU     | 09 Dec 97     | 4    | 11.66 <b>PB</b>   | 0.164    |    |

**Heat 4** **7** 22 July 2014 13:04 START TIME 22° C TEMPERATURE 53 % HUMIDITY -0.2 m/s WIND

| PLACE | BIB  | NAME                             | COUNTRY | DATE of BIRTH | LANE | RESULT          | REACTION | Fn |
|-------|------|----------------------------------|---------|---------------|------|-----------------|----------|----|
| 1     | 647  | Ojie EDOBURUN                    | GBR     | 02 Jun 96     | 6    | 10.43 Q         | 0.166    |    |
| 2     | 229  | Levi CADOGAN                     | BAR     | 08 Nov 95     | 5    | 10.45 Q         | 0.165    |    |
| 3     | 481  | Stanley DEL CARMEN               | DOM     | 20 Sep 95     | 7    | 10.56 Q         | 0.166    |    |
| 4     | 1350 | Himasha Eashan WATHTHAKANKANAMGE | SRI     | 07 May 95     | 8    | 10.66           | 0.190    |    |
| 5     | 517  | Frank ITOYA                      | ESP     | 16 May 96     | 2    | 10.72           | 0.150    |    |
| 6     | 1217 | Ricardo PEREIRA                  | POR     | 04 Mar 96     | 4    | 10.72           | 0.278    |    |
| 7     | 1086 | Cheikh BEYA                      | MTN     | 25 Mar 97     | 1    | 14.77 <b>PB</b> | 0.167    |    |
|       | 392  | Arthur CISSÉ                     | CIV     | 29 Dec 96     | 3    | DNS             |          |    |



**RESULTS**  
**100 Metres Men - Round 1**

**Heat 5** 7      22 July 2014    13:12 START TIME      23° C    50 %  
TEMPERATURE    HUMIDITY      +1.1 m/s WIND

| PLACE | BIB  | NAME                   | COUNTRY | DATE of BIRTH | LANE | RESULT  | REACTION | Fn |
|-------|------|------------------------|---------|---------------|------|---|----------|----|
| 1     | 1566 | Kendal WILLIAMS        | USA     | 23 Sep 95     | 4    | <b>10.23 Q</b> <span style="border: 1px solid black; padding: 1px;">PB</span> | 0.150    |    |
| 2     | 371  | Youxue MO              | CHN     | 10 Feb 96     | 8    | <b>10.37 Q</b> <span style="border: 1px solid black; padding: 1px;">SB</span> | 0.204    |    |
| 3     | 473  | Morten Dalgaard MADSEN | DEN     | 05 May 95     | 3    | <b>10.38 Q</b> <span style="border: 1px solid black; padding: 1px;">PB</span> | 0.135    |    |
| 4     | 1267 | Thando ROTO            | RSA     | 26 Sep 95     | 1    | <b>10.44 q</b>  | 0.144    |    |
| 5     | 846  | Simone PETTENATI       | ITA     | 17 Oct 95     | 7    | <b>10.61</b>  | 0.172    |    |
| 6     | 1328 | Jan KRAMBERGER         | SLO     | 07 Feb 95     | 6    | <b>10.72</b>  | 0.178    |    |
| 7     | 995  | Tioti BATUAO           | KIR     | 15 Oct 97     | 5    | <b>11.90</b> <span style="border: 1px solid black; padding: 1px;">PB</span>   | 0.165    |    |
|       | 686  | Seco CAMARA            | GBS     | 20 Apr 95     | 2    | <b>DNS</b>  |          |    |

**Heat 6** 7      22 July 2014    13:17 START TIME      23° C    50 %  
TEMPERATURE    HUMIDITY      +0.7 m/s WIND

| PLACE | BIB  | NAME                  | COUNTRY | DATE of BIRTH | LANE | RESULT  | REACTION | Fn |
|-------|------|-----------------------|---------|---------------|------|---|----------|----|
| 1     | 1524 | Trayvon BROMELL       | USA     | 10 Jul 95     | 3    | <b>10.13 Q</b>  | 0.115    |    |
| 2     | 640  | Reuben ARTHUR         | GBR     | 12 Oct 96     | 7    | <b>10.44 Q</b> <span style="border: 1px solid black; padding: 1px;">PB</span> | 0.130    |    |
| 3     | 284  | Vitor Hugo DOS SANTOS | BRA     | 01 Feb 96     | 2    | <b>10.49 Q</b> <span style="border: 1px solid black; padding: 1px;">SB</span> | 0.155    |    |
| 4     | 214  | Keanu PENNERMAN       | BAH     | 28 Apr 97     | 6    | <b>10.57</b>  | 0.152    |    |
| 5     | 1437 | John Mark CONSTANTINE | TTO     | 24 Mar 95     | 5    | <b>10.67</b>  | 0.158    |    |
| 6     | 103  | Mahmoud HAMMOUDI      | ALG     | 10 May 96     | 8    | <b>10.71</b>  | 0.208    |    |
| 7     | 1409 | Mzamo MNGOMEZULU      | SWZ     | 28 Apr 96     | 4    | <b>10.84</b> <span style="border: 1px solid black; padding: 1px;">NJR</span>  | 0.116    |    |

**Heat 7** 7      22 July 2014    13:23 START TIME      23° C    50 %  
TEMPERATURE    HUMIDITY      -0.5 m/s WIND

| PLACE | BIB  | NAME               | COUNTRY | DATE of BIRTH | LANE | RESULT         | REACTION | Fn |
|-------|------|--------------------|---------|---------------|------|----------------|----------|----|
| 1     | 925  | Yoshihide KIRYU    | JPN     | 15 Dec 95     | 3    | <b>10.40 Q</b> | 0.159    |    |
| 2     | 422  | Yaniel CARRERO     | CUB     | 17 Aug 95     | 2    | <b>10.58 Q</b> | 0.163    |    |
| 3     | 1464 | Aykut AY           | TUR     | 03 Aug 95     | 4    | <b>10.71 Q</b> | 0.202    |    |
| 4     | 586  | Samuli SAMUELSSON  | FIN     | 23 Jun 95     | 8    | <b>10.78</b>   | 0.185    |    |
| 5     | 714  | Sebastian SCHÜRMAN | GER     | 18 Feb 95     | 6    | <b>10.85</b>   | 0.159    |    |
| 6     | 1083 | Quentin LEGUAY     | MON     | 01 Aug 96     | 7    | <b>12.40</b>   | 0.191    |    |
|       | 394  | Cajuniba OKIRUA    | COK     | 05 Oct 96     | 5    | <b>DNF</b>     | 0.146    |    |

| ALL-TIME TOP LIST |                           |                         |           | SEASON TOP LIST |                        |                    |           |
|-------------------|---------------------------|-------------------------|-----------|-----------------|------------------------|--------------------|-----------|
| RESULT            | NAME                      | VENUE                   | DATE      | RESULT          | NAME                   | VENUE              | DATE      |
| 9.97              | Mark LEWIS-FRANCIS (GBR)  | Edmonton                | 4 Aug 01  | 9.97            | Trayvon BROMELL (USA)  | Eugene (HF), OR    | 13 Jun 14 |
| 9.97              | Trayvon BROMELL (USA)     | Eugene (HF), OR         | 13 Jun 14 | 10.00           | Trentavis FRIDAY (USA) | Eugene (HF), OR    | 5 Jul 14  |
| 10.01             | Darrel BROWN (TTO)        | Paris Saint-Denis (SdF) | 24 Aug 03 | 10.05           | Yoshihide KIRYU (JPN)  | Kumagaya           | 17 May 14 |
| 10.01             | Jeffery DEMPS (USA)       | Eugene, OR              | 28 Jun 08 | 10.12           | Zharnel HUGHES (AIA)   | Kingston (NS), JAM | 28 Mar 14 |
| 10.01             | Yoshihide KIRYU (JPN)     | Hiroshima               | 29 Apr 13 | 10.16           | Jevaghn MINZIE (JAM)   | Kingston (NS), JAM | 28 Mar 14 |
| 10.03             | Marcus ROWLAND (USA)      | Port of Spain           | 31 Jul 09 | 10.19           | Michael O'HARA (JAM)   | Kingston (NS), JAM | 24 May 14 |
| 10.04             | D'Angelo CHERRY (USA)     | Fayetteville, AR        | 10 Jun 09 | 10.19           | Jalen MILLER (USA)     | Eugene (HF), OR    | 5 Jul 14  |
| 10.04             | Christophe LEMAITRE (FRA) | Novi Sad                | 24 Jul 09 | 10.20           | Darryl HARAWAY (USA)   | Greensboro, NC     | 14 Jun 14 |
| 10.05             | Davidson EZINWA (NGR)     | Bauchi                  | 4 Jan 90  | 10.23           | Kendal WILLIAMS (USA)  | Eugene             | 22 Jul 14 |
| 10.05             | Adam GEMILI (GBR)         | Barcelona (OS)          | 11 Jul 12 | 10.25           | Levi CADOGAN (BAR)     | Fort-de-France     | 19 Apr 14 |
|                   |                           |                         |           | 10.25           | Jonathan FARINHA (TTO) | Port of Spain      | 31 May 14 |



## RESULTS



## 200 Metres Men - Final

| RECORDS                         | RESULT                            | NAME                    | COUNTRY               | AGE | VENUE              | DATE        |
|---------------------------------|-----------------------------------|-------------------------|-----------------------|-----|--------------------|-------------|
| World Junior Record <b>WJR</b>  | <b>19.93</b>                      | Usain BOLT              | JAM                   | 18  | Devonshire         | 11 Apr 2004 |
| Championships Record <b>CR</b>  | <b>20.28</b>                      | Andrew HOWE             | ITA                   | 19  | Grosseto           | 16 Jul 2004 |
| World Junior Leading <b>WJL</b> | <b>20.32</b>                      | Zharnel HUGHES          | AIA                   | 19  | Kingston (NS), JAM | 27 Mar 2014 |
| Area Junior Record <b>AJR</b>   | National Junior Record <b>NJR</b> | Personal Best <b>PB</b> | Season Best <b>SB</b> |     |                    |             |

25 July 2014 20:08 START TIME

27° C TEMPERATURE 37% HUMIDITY

+2.3 m/s WIND

| PLACE | BIB  | NAME                         | COUNTRY | DATE of BIRTH | LANE | RESULT       | REACTION     | Fn |
|-------|------|------------------------------|---------|---------------|------|--------------|--------------|----|
| 1     | 1533 | Trentavis FRIDAY             | USA     | 05 Jun 95     | 4    | <b>20.04</b> | <b>0.174</b> |    |
| 2     | 1115 | Ejowvokoghene Divine ODUDURU | NGR     | 07 Oct 96     | 7    | <b>20.25</b> | <b>0.177</b> |    |
| 3     | 889  | Michael O'HARA               | JAM     | 29 Sep 96     | 3    | <b>20.31</b> | <b>0.164</b> |    |
| 4     | 926  | Yuki KOIKE                   | JPN     | 13 May 95     | 8    | <b>20.34</b> | <b>0.203</b> |    |
| 5     | 101  | Zharnel HUGHES               | AIA     | 13 Jul 95     | 6    | <b>20.73</b> | <b>0.132</b> |    |
| 6     | 927  | Masaharu MORI                | JPN     | 27 Jan 95     | 1    | <b>20.84</b> | <b>0.152</b> |    |
| 7     | 649  | Thomas SOMERS                | GBR     | 28 Apr 97     | 5    | <b>20.92</b> | <b>0.208</b> |    |
| 8     | 1438 | Jonathan FARINHA             | TTO     | 16 May 96     | 2    | <b>21.09</b> | <b>0.144</b> |    |

## ALL-TIME TOP LIST

## SEASON TOP LIST

| RESULT | NAME                   | VENUE             | DATE      | RESULT | NAME                   | VENUE              | DATE      |
|--------|------------------------|-------------------|-----------|--------|------------------------|--------------------|-----------|
| 19.93  | Usain BOLT (JAM)       | Devonshire        | 11 Apr 04 | 20.32  | Zharnel HUGHES (AIA)   | Kingston (NS), JAM | 27 Mar 14 |
| 20.04  | Ramil GULIYEV (AZE)    | Beograd           | 10 Jul 09 | 20.33  | Trentavis FRIDAY (USA) | Kernersville, NC   | 31 May 14 |
| 20.07  | Lorenzo DANIEL (USA)   | Starkville, MS    | 18 May 85 | 20.37  | Jevauqhn MINZIE (JAM)  | Kingston (NS), JAM | 27 Mar 14 |
| 20.13  | Roy MARTIN (USA)       | Austin, TX        | 11 May 85 | 20.37  | Thomas SOMERS (GBR)    | Eugene             | 24 Jul 14 |
| 20.14  | Tyreek HILL (USA)      | Orlando, FL       | 26 May 12 | 20.45  | Michael O'HARA (JAM)   | Eugene             | 24 Jul 14 |
| 20.16  | Riaan DEMPERS (RSA)    | Germiston         | 7 Apr 95  | 20.55  | Kendal WILLIAMS (USA)  | Orlando, FL        | 24 May 14 |
| 20.18  | Walter DIX (USA)       | Sacramento, CA    | 9 Jun 05  | 20.57  | Martin MANLEY (JAM)    | Kingston (NS), JAM | 27 Mar 14 |
| 20.22  | Dwayne EVANS (USA)     | Eugene, OR        | 22 Jun 76 | 20.59  | Trayvon BROMELL (USA)  | Waco, TX           | 19 Apr 14 |
| 20.23  | Michael TIMPSON (USA)  | State College, PA | 16 May 86 | 20.61  | Yuki KOIKE (JPN)       | Fukuroi            | 3 May 14  |
| 20.24  | Joe DELOACH (USA)      | Los Angeles, CA   | 8 Jun 85  | 20.62  | Renard HOWELL (USA)    | Lubbock, TX        | 3 May 14  |
| 20.24  | Francis OBIKWELU (NGR) | Granada           | 29 May 96 |        |                        |                    |           |
| 20.24  | Roberto SKYERS (CUB)   | Camagüey          | 14 Mar 09 |        |                        |                    |           |

# RESULT PROGRESSION

## 200 Metres Men - Final



| RECORDS                         | RESULT NAME                       | COUNTRY                 | AGE                   | VENUE              | DATE        |
|---------------------------------|-----------------------------------|-------------------------|-----------------------|--------------------|-------------|
| World Junior Record <b>WJR</b>  | <b>19.93</b> Usain BOLT           | JAM                     | 18                    | Devonshire         | 11 Apr 2004 |
| Championships Record <b>CR</b>  | <b>20.28</b> Andrew HOWE          | ITA                     | 19                    | Grosseto           | 16 Jul 2004 |
| World Junior Leading <b>WJL</b> | <b>20.32</b> Zharnel HUGHES       | AIA                     | 19                    | Kingston (NS), JAM | 27 Mar 2014 |
| Area Junior Record <b>AJR</b>   | National Junior Record <b>NJR</b> | Personal Best <b>PB</b> | Season Best <b>SB</b> |                    |             |

25 July 2014

| RANK | BIB  | NAME                         | COUNTRY | DATE of BIRTH | PHASE      | HEAT | LANE | PLACE | RESULT                   | WIND   |
|------|------|------------------------------|---------|---------------|------------|------|------|-------|--------------------------|--------|
| 1    | 1533 | Trentavis FRIDAY             | USA     | 05 Jun 95     | Final      | 1    | 4    | 1     | <b>20.04</b>             | w +2.3 |
|      |      |                              |         |               | Semi-Final | 3    | 3    | 1     | <b>20.35 Q</b>           | +1.8   |
|      |      |                              |         |               | Round 1    | 3    | 5    | 1     | <b>20.60 Q</b>           | +0.7   |
| 2    | 1115 | Ejowvokoghene Divine ODUDURU | NGR     | 07 Oct 96     | Final      | 1    | 7    | 2     | <b>20.25</b>             | w +2.3 |
|      |      |                              |         |               | Semi-Final | 2    | 5    | 5     | <b>20.66 Q</b> <b>PB</b> | +1.3   |
|      |      |                              |         |               | Round 1    | 7    | 8    | 7     | <b>20.89 Q</b>           | +0.6   |
| 3    | 889  | Michael O'HARA               | JAM     | 29 Sep 96     | Final      | 1    | 3    | 3     | <b>20.31</b>             | w +2.3 |
|      |      |                              |         |               | Semi-Final | 2    | 4    | 4     | <b>20.45 Q</b> <b>PB</b> | +1.3   |
|      |      |                              |         |               | Round 1    | 7    | 3    | 3     | <b>20.62 Q</b>           | +0.6   |
| 4    | 926  | Yuki KOIKE                   | JPN     | 13 May 95     | Final      | 1    | 8    | 4     | <b>20.34</b>             | w +2.3 |
|      |      |                              |         |               | Semi-Final | 3    | 4    | 5     | <b>20.66 Q</b>           | +1.8   |
|      |      |                              |         |               | Round 1    | 1    | 6    | 9     | <b>21.10 Q</b>           | -0.8   |
| 5    | 101  | Zharnel HUGHES               | AIA     | 13 Jul 95     | Final      | 1    | 6    | 5     | <b>20.73</b>             | w +2.3 |
|      |      |                              |         |               | Semi-Final | 1    | 3    | 3     | <b>20.38 Q</b>           | +1.9   |
|      |      |                              |         |               | Round 1    | 2    | 6    | 6     | <b>20.87 Q</b>           | -0.1   |
| 6    | 927  | Masaharu MORI                | JPN     | 27 Jan 95     | Final      | 1    | 1    | 6     | <b>20.84</b>             | w +2.3 |
|      |      |                              |         |               | Semi-Final | 1    | 8    | 7     | <b>20.71 q</b> <b>PB</b> | +1.9   |
|      |      |                              |         |               | Round 1    | 2    | 3    | 12    | <b>21.16 Q</b>           | -0.1   |
| 7    | 649  | Thomas SOMERS                | GBR     | 28 Apr 97     | Final      | 1    | 5    | 7     | <b>20.92</b>             | w +2.3 |
|      |      |                              |         |               | Semi-Final | 1    | 6    | 2     | <b>20.37 Q</b> <b>PB</b> | +1.9   |
|      |      |                              |         |               | Round 1    | 9    | 5    | 1     | <b>20.60 Q</b> <b>PB</b> | +1.0   |
| 8    | 1438 | Jonathan FARINHA             | TTO     | 16 May 96     | Final      | 1    | 2    | 8     | <b>21.09</b>             | w +2.3 |
|      |      |                              |         |               | Semi-Final | 1    | 5    | 8     | <b>20.74 q</b>           | +1.9   |
|      |      |                              |         |               | Round 1    | 6    | 7    | 11    | <b>21.11 Q</b>           | -0.2   |

**NOTE** IAAF Rule 163.3(a) - Lane infringement  
BIB 1087 - Yellow Card - 162.5(b) Delaying the start

| ALL-TIME TOP LIST |                        |                   |           | SEASON TOP LIST |                        |                    |           |
|-------------------|------------------------|-------------------|-----------|-----------------|------------------------|--------------------|-----------|
| RESULT            | NAME                   | VENUE             | DATE      | RESULT          | NAME                   | VENUE              | DATE      |
| 19.93             | Usain BOLT (JAM)       | Devonshire        | 11 Apr 04 | 20.32           | Zharnel HUGHES (AIA)   | Kingston (NS), JAM | 27 Mar 14 |
| 20.04             | Ramil GULIYEV (AZE)    | Beograd           | 10 Jul 09 | 20.33           | Trentavis FRIDAY (USA) | Kernersville, NC   | 31 May 14 |
| 20.07             | Lorenzo DANIEL (USA)   | Starkville, MS    | 18 May 85 | 20.37           | Jevauqhn MINZIE (JAM)  | Kingston (NS), JAM | 27 Mar 14 |
| 20.13             | Roy MARTIN (USA)       | Austin, TX        | 11 May 85 | 20.37           | Thomas SOMERS (GBR)    | Eugene             | 24 Jul 14 |
| 20.14             | Tyreek HILL (USA)      | Orlando, FL       | 26 May 12 | 20.45           | Michael O'HARA (JAM)   | Eugene             | 24 Jul 14 |
| 20.16             | Riaan DEMPERS (RSA)    | Germiston         | 7 Apr 95  | 20.55           | Kendal WILLIAMS (USA)  | Orlando, FL        | 24 May 14 |
| 20.18             | Walter DIX (USA)       | Sacramento, CA    | 9 Jun 05  | 20.57           | Martin MANLEY (JAM)    | Kingston (NS), JAM | 27 Mar 14 |
| 20.22             | Dwayne EVANS (USA)     | Eugene, OR        | 22 Jun 76 | 20.59           | Trayvon BROMELL (USA)  | Waco, TX           | 19 Apr 14 |
| 20.23             | Michael TIMPSON (USA)  | State College, PA | 16 May 86 | 20.61           | Yuki KOIKE (JPN)       | Fukuroi            | 3 May 14  |
| 20.24             | Joe DELOACH (USA)      | Los Angeles, CA   | 8 Jun 85  | 20.62           | Renard HOWELL (USA)    | Lubbock, TX        | 3 May 14  |
| 20.24             | Francis OBIKWELU (NGR) | Granada           | 29 May 96 |                 |                        |                    |           |
| 20.24             | Roberto SKYERS (CUB)   | Camagüey          | 14 Mar 09 |                 |                        |                    |           |

# SUMMARY



## 200 Metres Men - Semi-Final

First 2 in each heat (Q) and the next 2 fastest (q) advance to the Final

| RECORDS                         | RESULT | NAME                              | COUNTRY | AGE                     | VENUE              | DATE                  |
|---------------------------------|--------|-----------------------------------|---------|-------------------------|--------------------|-----------------------|
| World Junior Record <b>WJR</b>  | 19.93  | Usain BOLT                        | JAM     | 18                      | Devonshire         | 11 Apr 2004           |
| Championships Record <b>CR</b>  | 20.28  | Andrew HOWE                       | ITA     | 19                      | Grosseto           | 16 Jul 2004           |
| World Junior Leading <b>WJL</b> | 20.32  | Zharnel HUGHES                    | AIA     | 19                      | Kingston (NS), JAM | 27 Mar 2014           |
| Area Junior Record <b>AJR</b>   |        | National Junior Record <b>NJR</b> |         | Personal Best <b>PB</b> |                    | Season Best <b>SB</b> |

24 July 2014

| RANK | PLACE | HEAT | LANE | BIB  | NAME                         | COUNTRY | DATE of BIRTH | RESULT            | WIND |
|------|-------|------|------|------|------------------------------|---------|---------------|-------------------|------|
| 1    | 1     | 3    | 3    | 1533 | Trentavis FRIDAY             | USA     | 05 Jun 95     | 20.35 Q           | +1.8 |
| 2    | 1     | 1    | 6    | 649  | Thomas SOMERS                | GBR     | 28 Apr 97     | 20.37 Q <b>PB</b> | +1.9 |
| 3    | 2     | 1    | 3    | 101  | Zharnel HUGHES               | AIA     | 13 Jul 95     | 20.38 Q           | +1.9 |
| 4    | 1     | 2    | 4    | 889  | Michael O'HARA               | JAM     | 29 Sep 96     | 20.45 Q <b>PB</b> | +1.3 |
| 5    | 2     | 2    | 5    | 1115 | Ejovvokoghene Divine ODUDURU | NGR     | 07 Oct 96     | 20.66 Q <b>PB</b> | +1.3 |
| 5    | 2     | 3    | 4    | 926  | Yuki KOIKE                   | JPN     | 13 May 95     | 20.66 Q           | +1.8 |
| 7    | 3     | 1    | 8    | 927  | Masaharu MORI                | JPN     | 27 Jan 95     | 20.71 q <b>PB</b> | +1.9 |
| 8    | 4     | 1    | 5    | 1438 | Jonathan FARINHA             | TTO     | 16 May 96     | 20.74 q           | +1.9 |
| 9    | 3     | 2    | 6    | 752  | Emmanuel DASOR               | GHA     | 14 Sep 95     | 20.75 <b>PB</b>   | +1.3 |
| 10   | 5     | 1    | 4    | 887  | Jevauhn MINZIE               | JAM     | 20 Jul 95     | 20.77             | +1.9 |
| 11   | 4     | 2    | 3    | 425  | Reynier MENA                 | CUB     | 21 Nov 96     | 20.81             | +1.3 |
| 12   | 3     | 3    | 5    | 210  | Steven GARDINER              | BAH     | 12 Sep 95     | 20.89             | +1.8 |
| 13   | 5     | 2    | 8    | 324  | Andre AZONWANNA              | CAN     | 29 Nov 95     | 20.90 <b>PB</b>   | +1.3 |
| 14   | 4     | 3    | 6    | 845  | Jacopo SPANÒ                 | ITA     | 20 Mar 95     | 20.98 <b>PB</b>   | +1.8 |
| 15   | 5     | 3    | 8    | 473  | Morten Dalgaard MADSEN       | DEN     | 05 May 95     | 21.06 <b>NJR</b>  | +1.8 |
| 16   | 6     | 1    | 1    | 1566 | Kendal WILLIAMS              | USA     | 23 Sep 95     | 21.10             | +1.9 |
| 17   | 7     | 1    | 7    | 270  | Baboloki THEBE               | BOT     | 18 Mar 97     | 21.28             | +1.9 |
| 18   | 6     | 3    | 1    | 115  | Miguel FRANCIS               | ANT     |               | 21.29             | +1.8 |
| 19   | 7     | 3    | 2    | 1375 | Jakub MATÚŠ                  | SVK     | 96            | 21.33 <b>PB</b>   | +1.8 |
| 20   | 6     | 2    | 1    | 1062 | Iván MORENO                  | MEX     | 01 Jan 95     | 21.37             | +1.3 |
| 21   | 8     | 1    | 2    | 1327 | Luka JANEŽIČ                 | SLO     | 14 Nov 95     | 21.41             | +1.9 |
| 22   | 7     | 2    | 2    | 268  | Karabo MOTHIBI               | BOT     | 15 Oct 96     | 21.54             | +1.3 |
|      |       | 2    | 7    | 284  | Vítor Hugo DOS SANTOS        | BRA     | 01 Feb 96     | DQ 163.3(a)       | +1.3 |
|      |       | 3    | 7    | 1655 | Michael SONGORE              | ZIM     | 14 Aug 96     | DNS               | +1.8 |

**NOTE** IAAF Rule 163.3(a) - Lane infringement

| ALL-TIME TOP LIST |                        |                   |           | SEASON TOP LIST |                        |                    |           |
|-------------------|------------------------|-------------------|-----------|-----------------|------------------------|--------------------|-----------|
| RESULT            | NAME                   | VENUE             | DATE      | RESULT          | NAME                   | VENUE              | DATE      |
| 19.93             | Usain BOLT (JAM)       | Devonshire        | 11 Apr 04 | 20.32           | Zharnel HUGHES (AIA)   | Kingston (NS), JAM | 27 Mar 14 |
| 20.04             | Ramil GULIYEV (AZE)    | Beograd           | 10 Jul 09 | 20.33           | Trentavis FRIDAY (USA) | Kernersville, NC   | 31 May 14 |
| 20.07             | Lorenzo DANIEL (USA)   | Starkville, MS    | 18 May 85 | 20.37           | Jevauhn MINZIE (JAM)   | Kingston (NS), JAM | 27 Mar 14 |
| 20.13             | Roy MARTIN (USA)       | Austin, TX        | 11 May 85 | 20.37           | Thomas SOMERS (GBR)    | Eugene             | 24 Jul 14 |
| 20.14             | Tyreek HILL (USA)      | Orlando, FL       | 26 May 12 | 20.45           | Michael O'HARA (JAM)   | Eugene             | 24 Jul 14 |
| 20.16             | Riaan DEMPERS (RSA)    | Germiston         | 7 Apr 95  | 20.55           | Kendal WILLIAMS (USA)  | Orlando, FL        | 24 May 14 |
| 20.18             | Walter DIX (USA)       | Sacramento, CA    | 9 Jun 05  | 20.57           | Martin MANLEY (JAM)    | Kingston (NS), JAM | 27 Mar 14 |
| 20.22             | Dwayne EVANS (USA)     | Eugene, OR        | 22 Jun 76 | 20.59           | Trayvon BROMELL (USA)  | Waco, TX           | 19 Apr 14 |
| 20.23             | Michael TIMPSON (USA)  | State College, PA | 16 May 86 | 20.61           | Yuki KOIKE (JPN)       | Fukuroi            | 3 May 14  |
| 20.24             | Joe DELOACH (USA)      | Los Angeles, CA   | 8 Jun 85  | 20.62           | Renard HOWELL (USA)    | Lubbock, TX        | 3 May 14  |
| 20.24             | Francis OBIKWELU (NGR) | Granada           | 29 May 96 |                 |                        |                    |           |
| 20.24             | Roberto SKYERS (CUB)   | Camagüey          | 14 Mar 09 |                 |                        |                    |           |

# RESULTS



## 200 Metres Men - Semi-Final

First 2 in each heat (Q) and the next 2 fastest (q) advance to the Final

| RECORDS                         | RESULT NAME                       | COUNTRY                 | AGE                   | VENUE              | DATE        |
|---------------------------------|-----------------------------------|-------------------------|-----------------------|--------------------|-------------|
| World Junior Record <b>WJR</b>  | <b>19.93</b> Usain BOLT           | JAM                     | 18                    | Devonshire         | 11 Apr 2004 |
| Championships Record <b>CR</b>  | <b>20.28</b> Andrew HOWE          | ITA                     | 19                    | Grosseto           | 16 Jul 2004 |
| World Junior Leading <b>WJL</b> | <b>20.32</b> Zharnel HUGHES       | AIA                     | 19                    | Kingston (NS), JAM | 27 Mar 2014 |
| Area Junior Record <b>AJR</b>   | National Junior Record <b>NJR</b> | Personal Best <b>PB</b> | Season Best <b>SB</b> |                    |             |

### Heat 1

3

24 July 2014 18:38 START TIME

23° C TEMPERATURE 44 % HUMIDITY

+1.9 m/s WIND

| PLACE | BIB  | NAME             | COUNTRY | DATE of BIRTH | LANE | RESULT                   | REACTION | Fn |
|-------|------|------------------|---------|---------------|------|--------------------------|----------|----|
| 1     | 649  | Thomas SOMERS    | GBR     | 28 Apr 97     | 6    | <b>20.37 Q</b> <b>PB</b> | 0.188    |    |
| 2     | 101  | Zharnel HUGHES   | AIA     | 13 Jul 95     | 3    | <b>20.38 Q</b>           | 0.159    |    |
| 3     | 927  | Masaharu MORI    | JPN     | 27 Jan 95     | 8    | <b>20.71 q</b> <b>PB</b> | 0.170    |    |
| 4     | 1438 | Jonathan FARINHA | TTO     | 16 May 96     | 5    | <b>20.74 q</b>           | 0.188    |    |
| 5     | 887  | Je Vaughn MINZIE | JAM     | 20 Jul 95     | 4    | <b>20.77</b>             | 0.194    |    |
| 6     | 1566 | Kendal WILLIAMS  | USA     | 23 Sep 95     | 1    | <b>21.10</b>             | 0.212    |    |
| 7     | 270  | Baboloki THEBE   | BOT     | 18 Mar 97     | 7    | <b>21.28</b>             | 0.207    |    |
| 8     | 1327 | Luka JANEŽIČ     | SLO     | 14 Nov 95     | 2    | <b>21.41</b>             | 0.168    |    |

### Heat 2

3

24 July 2014 18:44 START TIME

23° C TEMPERATURE 44 % HUMIDITY

+1.3 m/s WIND

| PLACE | BIB  | NAME                         | COUNTRY | DATE of BIRTH | LANE | RESULT                   | REACTION | Fn |
|-------|------|------------------------------|---------|---------------|------|--------------------------|----------|----|
| 1     | 889  | Michael O'HARA               | JAM     | 29 Sep 96     | 4    | <b>20.45 Q</b> <b>PB</b> | 0.248    |    |
| 2     | 1115 | Ejowvokoghene Divine ODUDURU | NGR     | 07 Oct 96     | 5    | <b>20.66 Q</b> <b>PB</b> | 0.191    |    |
| 3     | 752  | Emmanuel DASOR               | GHA     | 14 Sep 95     | 6    | <b>20.75</b> <b>PB</b>   | 0.192    |    |
| 4     | 425  | Reynier MENA                 | CUB     | 21 Nov 96     | 3    | <b>20.81</b>             | 0.145    |    |
| 5     | 324  | Andre AZONWANNA              | CAN     | 29 Nov 95     | 8    | <b>20.90</b> <b>PB</b>   | 0.188    |    |
| 6     | 1062 | Iván MORENO                  | MEX     | 01 Jan 95     | 1    | <b>21.37</b>             | 0.170    |    |
| 7     | 268  | Karabo MOTHIBI               | BOT     | 15 Oct 96     | 2    | <b>21.54</b>             | 0.159    |    |
|       | 284  | Vítor Hugo DOS SANTOS        | BRA     | 01 Feb 96     | 7    | <b>DQ</b> 163.3(a)       | 0.181    |    |

**NOTE** IAAF Rule 163.3(a) - Lane infringement

### Heat 3

3

24 July 2014 18:53 START TIME

23° C TEMPERATURE 44 % HUMIDITY

+1.8 m/s WIND

| PLACE | BIB  | NAME                   | COUNTRY | DATE of BIRTH | LANE | RESULT                  | REACTION | Fn |
|-------|------|------------------------|---------|---------------|------|-------------------------|----------|----|
| 1     | 1533 | Trentavis FRIDAY       | USA     | 05 Jun 95     | 3    | <b>20.35 Q</b>          | 0.179    |    |
| 2     | 926  | Yuki KOIKE             | JPN     | 13 May 95     | 4    | <b>20.66 Q</b>          | 0.177    |    |
| 3     | 210  | Steven GARDINER        | BAH     | 12 Sep 95     | 5    | <b>20.89</b>            | 0.166    |    |
| 4     | 845  | Jacopo SPANÒ           | ITA     | 20 Mar 95     | 6    | <b>20.98</b> <b>PB</b>  | 0.194    |    |
| 5     | 473  | Morten Dalgaard MADSEN | DEN     | 05 May 95     | 8    | <b>21.06</b> <b>NJR</b> | 0.163    |    |
| 6     | 115  | Miguel FRANCIS         | ANT     |               | 1    | <b>21.29</b>            | 0.229    |    |
| 7     | 1375 | Jakub MATUŠ            | SVK     | 96            | 2    | <b>21.33</b> <b>PB</b>  | 0.153    |    |
|       | 1655 | Michael SONGORE        | ZIM     | 14 Aug 96     | 7    | <b>DNS</b>              |          |    |



**RESULTS**  
**200 Metres Men - Semi-Final**

| ALL-TIME TOP LIST |                        |                   |           | SEASON TOP LIST |                        |                    |           |
|-------------------|------------------------|-------------------|-----------|-----------------|------------------------|--------------------|-----------|
| RESULT            | NAME                   | VENUE             | DATE      | RESULT          | NAME                   | VENUE              | DATE      |
| 19.93             | Usain BOLT (JAM)       | Devonshire        | 11 Apr 04 | 20.32           | Zharnel HUGHES (AIA)   | Kingston (NS), JAM | 27 Mar 14 |
| 20.04             | Ramil GULIYEV (AZE)    | Beograd           | 10 Jul 09 | 20.33           | Trentavis FRIDAY (USA) | Kernersville, NC   | 31 May 14 |
| 20.07             | Lorenzo DANIEL (USA)   | Starkville, MS    | 18 May 85 | 20.37           | Jevaghn MINZIE (JAM)   | Kingston (NS), JAM | 27 Mar 14 |
| 20.13             | Roy MARTIN (USA)       | Austin, TX        | 11 May 85 | 20.37           | Thomas SOMERS (GBR)    | Eugene             | 24 Jul 14 |
| 20.14             | Tyreek HILL (USA)      | Orlando, FL       | 26 May 12 | 20.45           | Michael O'HARA (JAM)   | Eugene             | 24 Jul 14 |
| 20.16             | Riaan DEMPERS (RSA)    | Germiston         | 7 Apr 95  | 20.55           | Kendal WILLIAMS (USA)  | Orlando, FL        | 24 May 14 |
| 20.18             | Walter DIX (USA)       | Sacramento, CA    | 9 Jun 05  | 20.57           | Martin MANLEY (JAM)    | Kingston (NS), JAM | 27 Mar 14 |
| 20.22             | Dwayne EVANS (USA)     | Eugene, OR        | 22 Jun 76 | 20.59           | Trayvon BROMELL (USA)  | Waco, TX           | 19 Apr 14 |
| 20.23             | Michael TIMPSON (USA)  | State College, PA | 16 May 86 | 20.61           | Yuki KOIKE (JPN)       | Fukuroi            | 3 May 14  |
| 20.24             | Joe DELOACH (USA)      | Los Angeles, CA   | 8 Jun 85  | 20.62           | Renard HOWELL (USA)    | Lubbock, TX        | 3 May 14  |
| 20.24             | Francis OBIKWELU (NGR) | Granada           | 29 May 96 |                 |                        |                    |           |
| 20.24             | Roberto SKYERS (CUB)   | Camagüey          | 14 Mar 09 |                 |                        |                    |           |



# SUMMARY



## 200 Metres Men - Round 1

First 2 in each heat (Q) and the next 6 fastest (q) advance to the Semi-Finals

| RECORDS                         | RESULT | NAME                              | COUNTRY | AGE                     | VENUE              | DATE                  |
|---------------------------------|--------|-----------------------------------|---------|-------------------------|--------------------|-----------------------|
| World Junior Record <b>WJR</b>  | 19.93  | Usain BOLT                        | JAM     | 18                      | Devonshire         | 11 Apr 2004           |
| Championships Record <b>CR</b>  | 20.28  | Andrew HOWE                       | ITA     | 19                      | Grosseto           | 16 Jul 2004           |
| World Junior Leading <b>WJL</b> | 20.32  | Zharnel HUGHES                    | AIA     | 19                      | Kingston (NS), JAM | 27 Mar 2014           |
| Area Junior Record <b>AJR</b>   |        | National Junior Record <b>NJR</b> |         | Personal Best <b>PB</b> |                    | Season Best <b>SB</b> |

24 July 2014

| RANK | PLACE | HEAT | LANE | BIB  | NAME                         | COUNTRY | DATE of BIRTH | RESULT            | WIND |
|------|-------|------|------|------|------------------------------|---------|---------------|-------------------|------|
| 1    | 1     | 9    | 5    | 649  | Thomas SOMERS                | GBR     | 28 Apr 97     | 20.60 Q <b>PB</b> | +1.0 |
| 1    | 1     | 3    | 5    | 1533 | Trentavis FRIDAY             | USA     | 05 Jun 95     | 20.60 Q           | +0.7 |
| 3    | 1     | 7    | 3    | 889  | Michael O'HARA               | JAM     | 29 Sep 96     | 20.62 Q           | +0.6 |
| 4    | 1     | 8    | 7    | 752  | Emmanuel DASOR               | GHA     | 14 Sep 95     | 20.75 Q <b>PB</b> | +0.1 |
| 5    | 2     | 9    | 2    | 887  | Jevaughn MINZIE              | JAM     | 20 Jul 95     | 20.84 Q           | +1.0 |
| 6    | 1     | 2    | 6    | 101  | Zharnel HUGHES               | AIA     | 13 Jul 95     | 20.87 Q           | -0.1 |
| 7    | 2     | 7    | 8    | 1115 | Ejovvokoghene Divine ODUDURU | NGR     | 07 Oct 96     | 20.89 Q           | +0.6 |
| 8    | 2     | 8    | 8    | 845  | Jacopo SPANÒ                 | ITA     | 20 Mar 95     | 21.04 Q <b>PB</b> | +0.1 |
| 9    | 1     | 4    | 4    | 210  | Steven GARDINER              | BAH     | 12 Sep 95     | 21.10 Q           | -0.3 |
| 9    | 1     | 1    | 6    | 926  | Yuki KOIKE                   | JPN     | 13 May 95     | 21.10 Q           | -0.8 |
| 11   | 1     | 6    | 7    | 1438 | Jonathan FARINHA             | TTO     | 16 May 96     | 21.11 Q           | -0.2 |
| 12   | 2     | 2    | 3    | 927  | Masaharu MORI                | JPN     | 27 Jan 95     | 21.16 Q           | -0.1 |
| 12   | 3     | 8    | 4    | 1566 | Kendal WILLIAMS              | USA     | 23 Sep 95     | 21.16 q           | +0.1 |
| 14   | 2     | 3    | 8    | 473  | Morten Dalgaard MADSEN       | DEN     | 05 May 95     | 21.21 Q <b>PB</b> | +0.7 |
| 15   | 1     | 5    | 5    | 425  | Reynier MENA                 | CUB     | 21 Nov 96     | 21.24 Q           | -0.6 |
| 15   | 3     | 7    | 4    | 115  | Miguel FRANCIS               | ANT     |               | 21.24 q           | +0.6 |
| 17   | 2     | 4    | 3    | 324  | Andre AZONWANNA              | CAN     | 29 Nov 95     | 21.25 Q           | -0.3 |
| 18   | 2     | 6    | 5    | 284  | Vitor Hugo DOS SANTOS        | BRA     | 01 Feb 96     | 21.33 Q           | -0.2 |
| 18   | 3     | 3    | 3    | 1062 | Iván MORENO                  | MEX     | 01 Jan 95     | 21.33 q <b>PB</b> | +0.7 |
| 18   | 3     | 9    | 6    | 268  | Karabo MOTHIBI               | BOT     | 15 Oct 96     | 21.33 q <b>PB</b> | +1.0 |
| 21   | 4     | 7    | 7    | 1327 | Luka JANEŽIČ                 | SLO     | 14 Nov 95     | 21.35 q <b>PB</b> | +0.6 |
| 22   | 3     | 2    | 8    | 1375 | Jakub MATUŠ                  | SVK     | 96            | 21.36 q <b>PB</b> | -0.1 |
| 22   | 3     | 6    | 6    | 1461 | Fatih AKTAS                  | TUR     | 26 Jan 95     | 21.36             | -0.2 |
| 24   | 2     | 1    | 8    | 270  | Baboloki THEBE               | BOT     | 18 Mar 97     | 21.37 Q           | -0.8 |
| 24   | 4     | 3    | 2    | 278  | Gabriel CONSTANTINO          | BRA     | 09 Feb 95     | 21.37             | +0.7 |
| 26   | 4     | 9    | 3    | 368  | Jinsheng LIANG               | CHN     | 12 Jan 96     | 21.39             | +1.0 |
| 27   | 5     | 7    | 5    | 779  | Bálint MÓRICZ                | HUN     | 28 Mar 95     | 21.41             | +0.6 |
| 28   | 4     | 6    | 4    | 131  | James KERMOND                | AUS     | 10 Jul 96     | 21.43             | -0.2 |
| 29   | 3     | 4    | 5    | 819  | Kolbeinn Hödur GUNNARSSON    | ISL     | 11 Jul 95     | 21.44             | -0.3 |
| 29   | 6     | 7    | 2    | 481  | Stanley DEL CARMEN           | DOM     | 20 Sep 95     | 21.44             | +0.6 |
| 31   | 5     | 3    | 7    | 211  | Ian KERR                     | BAH     | 01 May 96     | 21.45             | +0.7 |
| 32   | 4     | 2    | 5    | 656  | Chris STONE                  | GBR     | 08 Apr 95     | 21.47             | -0.1 |
| 32   | 5     | 6    | 8    | 441  | Paisios DIMITRIADIS          | CYP     | 16 Jul 97     | 21.47 <b>PB</b>   | -0.2 |
| 34   | 3     | 1    | 5    | 1137 | Ousman TOURAY                | NOR     | 13 Jan 95     | 21.49             | -0.8 |
| 34   | 4     | 4    | 6    | 422  | Yaniel CARRERO               | CUB     | 17 Aug 95     | 21.49             | -0.3 |
| 36   | 5     | 9    | 8    | 1135 | Jonathan QUARCOO             | NOR     | 13 Oct 96     | 21.50             | +1.0 |
| 37   | 5     | 4    | 2    | 586  | Samuli SAMUELSSON            | FIN     | 23 Jun 95     | 21.53             | -0.3 |
| 38   | 7     | 7    | 6    | 139  | Ryan BEDFORD                 | AUS     | 16 Mar 95     | 21.55             | +0.6 |



**SUMMARY**  
**200 Metres Men - Round 1**

24 July 2014

| RANK | PLACE | HEAT | LANE | BIB  | NAME                            | COUNTRY             | DATE of BIRTH | RESULT         | WIND                    |
|------|-------|------|------|------|---------------------------------|---------------------|---------------|----------------|-------------------------|
| 39   | 6     | 9    | 7    | 1464 | Aykut AY                        | TUR                 | 03 Aug 95     | <b>21.57</b>   | +1.0                    |
| 40   | 4     | 8    | 5    | 1650 | Brian KASINDA                   | ZAM                 | 31 Dec 97     | <b>21.58</b>   | +0.1                    |
| 40   | 4     | 1    | 4    | 809  | Marcus LAWLER                   | IRL                 | 28 Feb 95     | <b>21.58</b>   | -0.8                    |
| 42   | 5     | 8    | 6    | 821  | Jóhann Björn SIGURBJÖRNSSON     | ISL                 | 10 Feb 95     | <b>21.59</b>   | +0.1                    |
| 43   | 5     | 1    | 1    | 313  | Mobolade AJOMALE                | CAN                 | 31 Aug 95     | <b>21.60</b>   | -0.8                    |
| 44   | 6     | 3    | 4    | 1266 | Eckhardt ROSSOUW                | RSA                 | 16 May 96     | <b>21.61</b>   | +0.7                    |
| 45   | 6     | 6    | 1    | 482  | Juander SANTOS                  | DOM                 | 07 May 95     | <b>21.62</b>   | -0.2                    |
| 46   | 5     | 2    | 2    | 847  | Levi Roche MANDJI               | ITA                 | 19 Jun 95     | <b>21.63</b>   | -0.1                    |
| 47   | 7     | 3    | 6    | 974  | Geoffrey KIPROTICH              | KEN                 | 23 Nov 97     | <b>21.65</b>   | +0.7                    |
| 48   | 2     | 5    | 1    | 1655 | Michael SONGORE                 | ZIM                 | 14 Aug 96     | <b>21.68 Q</b> | -0.6                    |
| 49   | 3     | 5    | 3    | 1268 | Jon SEELIGER                    | RSA                 | 27 Apr 95     | <b>21.70</b>   | -0.6                    |
| 50   | 6     | 2    | 7    | 1429 | Shu-Wei HUANG                   | TPE                 | 23 Jun 95     | <b>21.73</b>   | -0.1                    |
| 51   | 7     | 6    | 3    | 1001 | Chan-Yang PARK                  | KOR                 | 28 Nov 95     | <b>21.76</b>   | -0.2                    |
| 51   | 7     | 9    | 4    | 253  | Kyle WEBB                       | BER                 | 21 May 95     | <b>21.76</b>   | +1.0                    |
| 53   | 4     | 5    | 6    | 808  | Zak IRWIN                       | IRL                 | 30 Oct 96     | <b>21.78</b>   | -0.6                    |
| 54   | 6     | 1    | 2    | 1231 | Julius RIVERA                   | PUR                 | 02 Jan 95     | <b>21.80</b>   | -0.8                    |
| 55   | 7     | 2    | 4    | 1059 | Roberto LUÉVANO                 | MEX                 | 20 Sep 95     | <b>21.83</b>   | -0.1                    |
| 56   | 5     | 5    | 2    | 1361 | Silvan WICKI                    | SUI                 | 13 Feb 95     | <b>21.86</b>   | -0.6                    |
| 57   | 6     | 8    | 1    | 1350 | Himasha Eashan WATHTHAKANKANAMG | SRI                 | 07 May 95     | <b>21.88</b>   | +0.1                    |
| 57   | 7     | 1    | 3    | 1217 | Ricardo PEREIRA                 | POR                 | 04 Mar 96     | <b>21.88</b>   | -0.8                    |
| 59   | 7     | 8    | 2    | 1648 | Reuberth BOYDE                  | VIN                 | 17 May 96     | <b>22.09</b>   | +0.1                    |
| 60   | 6     | 4    | 7    | 1160 | Arturo DELISER                  | PAN                 | 24 Apr 97     | <b>22.11</b>   | -0.3                    |
| 61   | 7     | 4    | 1    | 553  | Amanuel ABEBE                   | ETH                 | 21 Nov 96     | <b>22.19</b>   | -0.3                    |
| 62   | 8     | 6    | 2    | 1087 | Ismael TJIRAMBA                 | NAM                 | 03 Mar 95     | <b>22.20</b>   | <b>SB</b> -0.2          |
| 63   | 6     | 5    | 8    | 1158 | Ali Rashid Salim AL-MARJABI     | OMA                 | 01 Jul 95     | <b>22.28</b>   | -0.6                    |
| 64   | 8     | 8    | 3    | 1424 | Wesly CHERY                     | TKS                 | 25 Aug 95     | <b>22.29</b>   | <b>PB</b> +0.1          |
| 65   | 8     | 1    | 7    | 1159 | Muhammad Asad ur Rehman KHAN    | PAK                 | 03 Feb 95     | <b>22.55</b>   | <b>PB</b> -0.8          |
|      |       |      | 5    | 4    | 1637                            | George MOLISINGI    | VAN           | 23 May 96      | <b>DQ</b> 163.3(a) -0.6 |
|      |       |      | 4    | 8    | 393                             | Rosel LUSANGA KAFWA | COD           |                | <b>DNS</b> -0.3         |
|      |       |      | 5    | 7    | 1117                            | Tega ODELE          | NGR           | 06 Dec 95      | <b>DNS</b> -0.6         |

Photo Finish reading to 1/1000th of a second:

**BIB 1375** - 0.354

**BIB 1461** - 0.358

**NOTE** IAAF Rule 163.3(a) - Lane infringement  
BIB 1087 - Yellow Card - 162.5(b) Delaying the start

| ALL-TIME TOP LIST |                        |                   |           | SEASON TOP LIST |                        |                    |           |
|-------------------|------------------------|-------------------|-----------|-----------------|------------------------|--------------------|-----------|
| RESULT            | NAME                   | VENUE             | DATE      | RESULT          | NAME                   | VENUE              | DATE      |
| 19.93             | Usain BOLT (JAM)       | Devonshire        | 11 Apr 04 | 20.32           | Zharnel HUGHES (AIA)   | Kingston (NS), JAM | 27 Mar 14 |
| 20.04             | Ramil GULIYEV (AZE)    | Beograd           | 10 Jul 09 | 20.33           | Trentavis FRIDAY (USA) | Kernersville, NC   | 31 May 14 |
| 20.07             | Lorenzo DANIEL (USA)   | Starkville, MS    | 18 May 85 | 20.37           | Jevauqhn MINZIE (JAM)  | Kingston (NS), JAM | 27 Mar 14 |
| 20.13             | Roy MARTIN (USA)       | Austin, TX        | 11 May 85 | 20.50           | Michael O'HARA (JAM)   | Fort-de-France     | 21 Apr 14 |
| 20.14             | Tyreek HILL (USA)      | Orlando, FL       | 26 May 12 | 20.55           | Kendal WILLIAMS (USA)  | Orlando, FL        | 24 May 14 |
| 20.16             | Riaan DEMPERS (RSA)    | Germiston         | 7 Apr 95  | 20.57           | Martin MANLEY (JAM)    | Kingston (NS), JAM | 27 Mar 14 |
| 20.18             | Walter DIX (USA)       | Sacramento, CA    | 9 Jun 05  | 20.59           | Trayvon BROMELL (USA)  | Waco, TX           | 19 Apr 14 |
| 20.22             | Dwayne EVANS (USA)     | Eugene, OR        | 22 Jun 76 | 20.60           | Thomas SOMERS (GBR)    | Eugene             | 24 Jul 14 |
| 20.23             | Michael TIMPSON (USA)  | State College, PA | 16 May 86 | 20.61           | Yuki KOIKE (JPN)       | Fukuroi            | 3 May 14  |
| 20.24             | Joe DELOACH (USA)      | Los Angeles, CA   | 8 Jun 85  | 20.62           | Renard HOWELL (USA)    | Lubbock, TX        | 3 May 14  |
| 20.24             | Francis OBIKWELU (NGR) | Granada           | 29 May 96 |                 |                        |                    |           |
| 20.24             | Roberto SKYERS (CUB)   | Camagüey          | 14 Mar 09 |                 |                        |                    |           |





# RESULTS



## 200 Metres Men - Round 1

First 2 in each heat (Q) and the next 6 fastest (q) advance to the Semi-Finals

| RECORDS              | RESULT     | NAME  | COUNTRY                | AGE        | VENUE     | DATE                           |
|----------------------|------------|-------|------------------------|------------|-----------|--------------------------------|
| World Junior Record  | <b>WJR</b> | 19.93 | Usain BOLT             | JAM        | 18        | Devonshire 11 Apr 2004         |
| Championships Record | <b>CR</b>  | 20.28 | Andrew HOWE            | ITA        | 19        | Grosseto 16 Jul 2004           |
| World Junior Leading | <b>WJL</b> | 20.32 | Zharnel HUGHES         | AIA        | 19        | Kingston (NS), JAM 27 Mar 2014 |
| Area Junior Record   | <b>AJR</b> |       | National Junior Record | <b>NJR</b> |           | Personal Best                  |
|                      |            |       |                        |            | <b>PB</b> | Season Best                    |
|                      |            |       |                        |            |           | <b>SB</b>                      |

**Heat 1** 9      24 July 2014    10:44 START TIME      16° C    68 %  
TEMPERATURE    HUMIDITY      -0.8 m/s WIND

| PLACE | BIB  | NAME                         | COUNTRY | DATE of BIRTH | LANE | RESULT  | REACTION | Fn        |
|-------|------|------------------------------|---------|---------------|------|---------|----------|-----------|
| 1     | 926  | Yuki KOIKE                   | JPN     | 13 May 95     | 6    | 21.10 Q | 0.181    |           |
| 2     | 270  | Baboloki THEBE               | BOT     | 18 Mar 97     | 8    | 21.37 Q | 0.206    |           |
| 3     | 1137 | Ousman TOURAY                | NOR     | 13 Jan 95     | 5    | 21.49   | 0.126    |           |
| 4     | 809  | Marcus LAWLER                | IRL     | 28 Feb 95     | 4    | 21.58   | 0.177    |           |
| 5     | 313  | Mobolade AJOMALE             | CAN     | 31 Aug 95     | 1    | 21.60   | 0.146    |           |
| 6     | 1231 | Julius RIVERA                | PUR     | 02 Jan 95     | 2    | 21.80   | 0.154    |           |
| 7     | 1217 | Ricardo PEREIRA              | POR     | 04 Mar 96     | 3    | 21.88   | 0.198    |           |
| 8     | 1159 | Muhammad Asad ur Rehman KHAN | PAK     | 03 Feb 95     | 7    | 22.55   |          | <b>PB</b> |

**Heat 2** 9      24 July 2014    10:49 START TIME      16° C    68 %  
TEMPERATURE    HUMIDITY      -0.1 m/s WIND

| PLACE | BIB  | NAME              | COUNTRY | DATE of BIRTH | LANE | RESULT  | REACTION | Fn        |
|-------|------|-------------------|---------|---------------|------|---------|----------|-----------|
| 1     | 101  | Zharnel HUGHES    | AIA     | 13 Jul 95     | 6    | 20.87 Q | 0.233    |           |
| 2     | 927  | Masaharu MORI     | JPN     | 27 Jan 95     | 3    | 21.16 Q | 0.160    |           |
| 3     | 1375 | Jakub MATUŠ       | SVK     | 96            | 8    | 21.36 q |          | <b>PB</b> |
| 4     | 656  | Chris STONE       | GBR     | 08 Apr 95     | 5    | 21.47   | 0.207    |           |
| 5     | 847  | Levi Roche MANDJI | ITA     | 19 Jun 95     | 2    | 21.63   | 0.146    |           |
| 6     | 1429 | Shu-Wei HUANG     | TPE     | 23 Jun 95     | 7    | 21.73   | 0.164    |           |
| 7     | 1059 | Roberto LUÉVANO   | MEX     | 20 Sep 95     | 4    | 21.83   | 0.165    |           |

Photo Finish reading to 1/1000th of a second:

**BIB 1375** - 0.354

**Heat 3** 9      24 July 2014    10:55 START TIME      16° C    68 %  
TEMPERATURE    HUMIDITY      +0.7 m/s WIND

| PLACE | BIB  | NAME                   | COUNTRY | DATE of BIRTH | LANE | RESULT  | REACTION | Fn        |
|-------|------|------------------------|---------|---------------|------|---------|----------|-----------|
| 1     | 1533 | Trentavis FRIDAY       | USA     | 05 Jun 95     | 5    | 20.60 Q | 0.173    |           |
| 2     | 473  | Morten Dalgaard MADSEN | DEN     | 05 May 95     | 8    | 21.21 Q |          | <b>PB</b> |
| 3     | 1062 | Iván MORENO            | MEX     | 01 Jan 95     | 3    | 21.33 q |          | <b>PB</b> |
| 4     | 278  | Gabriel CONSTANTINO    | BRA     | 09 Feb 95     | 2    | 21.37   | 0.185    |           |
| 5     | 211  | Ian KERR               | BAH     | 01 May 96     | 7    | 21.45   | 0.223    |           |
| 6     | 1266 | Eckhardt ROSSOUW       | RSA     | 16 May 96     | 4    | 21.61   | 0.194    |           |
| 7     | 974  | Geoffrey KIPROTICH     | KEN     | 23 Nov 97     | 6    | 21.65   | 0.176    |           |

**RESULTS**  
**200 Metres Men - Round 1**

**Heat 4** 9      24 July 2014    11:02 START TIME      16° C    68 %  
TEMPERATURE    HUMIDITY      -0.3 m/s WIND

| PLACE | BIB  | NAME                      | COUNTRY | DATE of BIRTH | LANE | RESULT         | REACTION | Fn |
|-------|------|---------------------------|---------|---------------|------|----------------|----------|----|
| 1     | 210  | Steven GARDINER           | BAH     | 12 Sep 95     | 4    | <b>21.10 Q</b> | 0.170    |    |
| 2     | 324  | Andre AZONWANNA           | CAN     | 29 Nov 95     | 3    | <b>21.25 Q</b> | 0.180    |    |
| 3     | 819  | Kolbeinn Hödur GUNNARSSON | ISL     | 11 Jul 95     | 5    | <b>21.44</b>   | 0.172    |    |
| 4     | 422  | Yaniel CARRERO            | CUB     | 17 Aug 95     | 6    | <b>21.49</b>   | 0.162    |    |
| 5     | 586  | Samuli SAMUELSSON         | FIN     | 23 Jun 95     | 2    | <b>21.53</b>   | 0.156    |    |
| 6     | 1160 | Arturo DELISER            | PAN     | 24 Apr 97     | 7    | <b>22.11</b>   | 0.168    |    |
| 7     | 553  | Amanuel ABEBE             | ETH     | 21 Nov 96     | 1    | <b>22.19</b>   | 0.136    |    |
|       | 393  | Rosel LUSANGA KAFWA       | COD     |               | 8    | <b>DNS</b>     |          |    |

**Heat 5** 9      24 July 2014    11:08 START TIME      16° C    68 %  
TEMPERATURE    HUMIDITY      -0.6 m/s WIND

| PLACE | BIB  | NAME                        | COUNTRY | DATE of BIRTH | LANE | RESULT             | REACTION | Fn |
|-------|------|-----------------------------|---------|---------------|------|--------------------|----------|----|
| 1     | 425  | Reynier MENA                | CUB     | 21 Nov 96     | 5    | <b>21.24 Q</b>     | 0.168    |    |
| 2     | 1655 | Michael SONGORE             | ZIM     | 14 Aug 96     | 1    | <b>21.68 Q</b>     | 0.169    |    |
| 3     | 1268 | Jon SEELIGER                | RSA     | 27 Apr 95     | 3    | <b>21.70</b>       | 0.141    |    |
| 4     | 808  | Zak IRWIN                   | IRL     | 30 Oct 96     | 6    | <b>21.78</b>       | 0.180    |    |
| 5     | 1361 | Silvan WICKI                | SUI     | 13 Feb 95     | 2    | <b>21.86</b>       | 0.157    |    |
| 6     | 1158 | Ali Rashid Salim AL-MARJABI | OMA     | 01 Jul 95     | 8    | <b>22.28</b>       | 0.193    |    |
|       | 1637 | George MOLISINGI            | VAN     | 23 May 96     | 4    | <b>DQ</b> 163.3(a) | 0.164    |    |
|       | 1117 | Tega ODELE                  | NGR     | 06 Dec 95     | 7    | <b>DNS</b>         |          |    |

**NOTE** IAAF Rule 163.3(a) - Lane infringement

**Heat 6** 9      24 July 2014    11:13 START TIME      19° C    56 %  
TEMPERATURE    HUMIDITY      -0.2 m/s WIND

| PLACE | BIB  | NAME                  | COUNTRY | DATE of BIRTH | LANE | RESULT   | REACTION | Fn |
|-------|------|-----------------------|---------|---------------|------|--|----------|----|
| 1     | 1438 | Jonathan FARINHA      | TTO     | 16 May 96     | 7    | <b>21.11 Q</b>   | 0.197    |    |
| 2     | 284  | Vítor Hugo DOS SANTOS | BRA     | 01 Feb 96     | 5    | <b>21.33 Q</b>   | 0.210    |    |
| 3     | 1461 | Fatih AKTAS           | TUR     | 26 Jan 95     | 6    | <b>21.36</b>   | 0.229    |    |
| 4     | 131  | James KERMOND         | AUS     | 10 Jul 96     | 4    | <b>21.43</b>   | 0.196    |    |
| 5     | 441  | Paisios DIMITRIADIS   | CYP     | 16 Jul 97     | 8    | <b>21.47</b> <span style="border: 1px solid blue; padding: 1px;">PB</span> | 0.210    |    |
| 6     | 482  | Juander SANTOS        | DOM     | 07 May 95     | 1    | <b>21.62</b>   | 0.203    |    |
| 7     | 1001 | Chan-Yang PARK        | KOR     | 28 Nov 95     | 3    | <b>21.76</b>   | 0.216    |    |
| 8     | 1087 | Ismael TJIRAMBA       | NAM     | 03 Mar 95     | 2    | <b>22.20</b> <span style="border: 1px solid blue; padding: 1px;">SB</span> | 0.181    |    |

**NOTE** BIB 1087 - Yellow Card - 162.5(b) Delaying the start

Photo Finish reading to 1/1000th of a second:

**BIB 1461** - 0.358

**Heat 7** 9      24 July 2014    11:21 START TIME      19° C    56 %  
TEMPERATURE    HUMIDITY      +0.6 m/s WIND

| PLACE | BIB  | NAME                         | COUNTRY | DATE of BIRTH | LANE | RESULT   | REACTION | Fn |
|-------|------|------------------------------|---------|---------------|------|--|----------|----|
| 1     | 889  | Michael O'HARA               | JAM     | 29 Sep 96     | 3    | <b>20.62 Q</b>   | 0.181    |    |
| 2     | 1115 | Ejowvokoghene Divine ODUDURU | NGR     | 07 Oct 96     | 8    | <b>20.89 Q</b>   | 0.178    |    |
| 3     | 115  | Miguel FRANCIS               | ANT     |               | 4    | <b>21.24 q</b>   | 0.186    |    |
| 4     | 1327 | Luka JANEŽIČ                 | SLO     | 14 Nov 95     | 7    | <b>21.35 q</b> <span style="border: 1px solid blue; padding: 1px;">PB</span> | 0.185    |    |
| 5     | 779  | Bálint MÓRICZ                | HUN     | 28 Mar 95     | 5    | <b>21.41</b>   | 0.276    |    |
| 6     | 481  | Stanley DEL CARMEN           | DOM     | 20 Sep 95     | 2    | <b>21.44</b>   | 0.152    |    |
| 7     | 139  | Ryan BEDFORD                 | AUS     | 16 Mar 95     | 6    | <b>21.55</b>   | 0.168    |    |

**RESULTS**  
**200 Metres Men - Round 1**

**Heat 8** 9      24 July 2014    11:26 START TIME      19° C    56 %  
TEMPERATURE    HUMIDITY      +0.1 m/s WIND

| PLACE | BIB  | NAME                                    | COUNTRY | DATE of BIRTH | LANE | RESULT  | REACTION | Fn |
|-------|------|---|---------|---------------|------|---|----------|----|
| 1     | 752  | <b>Emmanuel DASOR</b>                   | GHA     | 14 Sep 95     | 7    | <b>20.75 Q</b> <span style="border: 1px solid black; padding: 2px;">PB</span> | 0.201    |    |
| 2     | 845  | <b>Jacopo SPANÒ</b>                     | ITA     | 20 Mar 95     | 8    | <b>21.04 Q</b> <span style="border: 1px solid black; padding: 2px;">PB</span> | 0.183    |    |
| 3     | 1566 | <b>Kendal WILLIAMS</b>                  | USA     | 23 Sep 95     | 4    | <b>21.16 q</b>  | 0.189    |    |
| 4     | 1650 | <b>Brian KASINDA</b>                    | ZAM     | 31 Dec 97     | 5    | <b>21.58</b>  | 0.195    |    |
| 5     | 821  | <b>Jóhann Björn SIGURBJÖRNSSON</b>      | ISL     | 10 Feb 95     | 6    | <b>21.59</b>  | 0.159    |    |
| 6     | 1350 | <b>Himasha Eashan WATHTHAKANKANAMGE</b> | SRI     | 07 May 95     | 1    | <b>21.88</b>  | 0.167    |    |
| 7     | 1648 | <b>Reuberth BOYDE</b>                   | VIN     | 17 May 96     | 2    | <b>22.09</b>  | 0.191    |    |
| 8     | 1424 | <b>Wesly CHERY</b>                      | TKS     | 25 Aug 95     | 3    | <b>22.29</b> <span style="border: 1px solid black; padding: 2px;">PB</span>   | 0.167    |    |

**Heat 9** 9      24 July 2014    11:32 START TIME      20° C    56 %  
TEMPERATURE    HUMIDITY      +1.0 m/s WIND

| PLACE | BIB  | NAME                    | COUNTRY | DATE of BIRTH | LANE | RESULT  | REACTION | Fn |
|-------|------|-------------------------|---------|---------------|------|---|----------|----|
| 1     | 649  | <b>Thomas SOMERS</b>    | GBR     | 28 Apr 97     | 5    | <b>20.60 Q</b> <span style="border: 1px solid black; padding: 2px;">PB</span> | 0.203    |    |
| 2     | 887  | <b>Jevauhn MINZIE</b>   | JAM     | 20 Jul 95     | 2    | <b>20.84 Q</b>  | 0.158    |    |
| 3     | 268  | <b>Karabo MOTHIBI</b>   | BOT     | 15 Oct 96     | 6    | <b>21.33 q</b> <span style="border: 1px solid black; padding: 2px;">PB</span> | 0.181    |    |
| 4     | 368  | <b>Jinsheng LIANG</b>   | CHN     | 12 Jan 96     | 3    | <b>21.39</b>  | 0.188    |    |
| 5     | 1135 | <b>Jonathan QUARCOO</b> | NOR     | 13 Oct 96     | 8    | <b>21.50</b>  | 0.173    |    |
| 6     | 1464 | <b>Aykut AY</b>         | TUR     | 03 Aug 95     | 7    | <b>21.57</b>  | 0.224    |    |
| 7     | 253  | <b>Kyle WEBB</b>        | BER     | 21 May 95     | 4    | <b>21.76</b>  | 0.182    |    |

| ALL-TIME TOP LIST |                        |                   |           | SEASON TOP LIST |                        |                    |           |
|-------------------|------------------------|-------------------|-----------|-----------------|------------------------|--------------------|-----------|
| RESULT            | NAME                   | VENUE             | DATE      | RESULT          | NAME                   | VENUE              | DATE      |
| 19.93             | Usain BOLT (JAM)       | Devonshire        | 11 Apr 04 | 20.32           | Zharnel HUGHES (AIA)   | Kingston (NS), JAM | 27 Mar 14 |
| 20.04             | Ramil GULIYEV (AZE)    | Beograd           | 10 Jul 09 | 20.33           | Trentavis FRIDAY (USA) | Kernersville, NC   | 31 May 14 |
| 20.07             | Lorenzo DANIEL (USA)   | Starkville, MS    | 18 May 85 | 20.37           | Jevauhn MINZIE (JAM)   | Kingston (NS), JAM | 27 Mar 14 |
| 20.13             | Roy MARTIN (USA)       | Austin, TX        | 11 May 85 | 20.50           | Michael O'HARA (JAM)   | Fort-de-France     | 21 Apr 14 |
| 20.14             | Tyreek HILL (USA)      | Orlando, FL       | 26 May 12 | 20.55           | Kendal WILLIAMS (USA)  | Orlando, FL        | 24 May 14 |
| 20.16             | Riaan DEMPERS (RSA)    | Germiston         | 7 Apr 95  | 20.57           | Martin MANLEY (JAM)    | Kingston (NS), JAM | 27 Mar 14 |
| 20.18             | Walter DIX (USA)       | Sacramento, CA    | 9 Jun 05  | 20.59           | Trayvon BROMELL (USA)  | Waco, TX           | 19 Apr 14 |
| 20.22             | Dwayne EVANS (USA)     | Eugene, OR        | 22 Jun 76 | 20.60           | Thomas SOMERS (GBR)    | Eugene             | 24 Jul 14 |
| 20.23             | Michael TIMPSON (USA)  | State College, PA | 16 May 86 | 20.61           | Yuki KOIKE (JPN)       | Fukuroi            | 3 May 14  |
| 20.24             | Joe DELOACH (USA)      | Los Angeles, CA   | 8 Jun 85  | 20.62           | Renard HOWELL (USA)    | Lubbock, TX        | 3 May 14  |
| 20.24             | Francis OBIKWELU (NGR) | Granada           | 29 May 96 |                 |                        |                    |           |
| 20.24             | Roberto SKYERS (CUB)   | Camagüey          | 14 Mar 09 |                 |                        |                    |           |



## RESULTS

## 400 Metres Men - Final



| RECORDS                         | RESULT                            | NAME                    | COUNTRY               | AGE | VENUE                   | DATE        |
|---------------------------------|-----------------------------------|-------------------------|-----------------------|-----|-------------------------|-------------|
| World Junior Record <b>WJR</b>  | <b>43.87</b>                      | Steve LEWIS             | USA                   | 19  | Seoul (Olympic Stadium) | 28 Sep 1988 |
| Championships Record <b>CR</b>  | <b>44.66</b>                      | Hamdan Odha AL-BISHI    | KSA                   | 19  | Santiago de Chile       | 20 Oct 2000 |
| World Junior Leading <b>WJL</b> | <b>45.13</b>                      | Machel CEDENIO          | TTO                   | 19  | Eugene                  | 24 Jul 2014 |
| Area Junior Record <b>AJR</b>   | National Junior Record <b>NJR</b> | Personal Best <b>PB</b> | Season Best <b>SB</b> |     |                         |             |

24 July 2014 19:44 START TIME 22° C TEMPERATURE 46 % HUMIDITY

| PLACE | BIB  | NAME                      | COUNTRY | DATE of BIRTH | LANE | RESULT                  | REACTION | Fr |
|-------|------|---------------------------|---------|---------------|------|-------------------------|----------|----|
| 1     | 1436 | Machel CEDENIO            | TTO     | 06 Sep 95     | 4    | <b>45.13</b> <b>WJL</b> | 0.204    |    |
| 2     | 921  | Nobuya KATO               | JPN     | 16 Apr 95     | 3    | <b>46.17</b> <b>SB</b>  | 0.178    |    |
| 3     | 301  | Abbas Abubakar ABBAS      | BRN     | 17 May 96     | 7    | <b>46.20</b>            | 0.254    |    |
| 4     | 981  | Alexander Lerionka SAMPAO | KEN     | 31 Dec 96     | 5    | <b>46.55</b>            | 0.223    |    |
| 5     | 644  | Jack CROSBY               | GBR     | 31 Jan 95     | 1    | <b>46.63</b>            | 0.180    |    |
| 6     | 1526 | Lamar BRUTON-GRINNAGE     | USA     | 26 May 95     | 8    | <b>46.75</b>            | 0.181    |    |
| 7     | 922  | Kaisei YUI                | JPN     | 06 Feb 96     | 2    | <b>47.08</b>            | 0.150    |    |
| 8     | 1525 | Tyler BROWN               | USA     | 24 Mar 95     | 6    | <b>47.30</b>            | 0.185    |    |

| ALL-TIME TOP LIST |                            |                         |           | SEASON TOP LIST |                                 |                     |           |
|-------------------|----------------------------|-------------------------|-----------|-----------------|---------------------------------|---------------------|-----------|
| RESULT            | NAME                       | VENUE                   | DATE      | RESULT          | NAME                            | VENUE               | DATE      |
| 43.87             | Steve LEWIS (USA)          | Seoul (Olympic Stadium) | 28 Sep 88 | 45.13           | Machel CEDENIO (TTO)            | Eugene              | 24 Jul 14 |
| 44.36             | Kirani JAMES (GRN)         | Zürich                  | 8 Sep 11  | 45.37           | Michael CHERRY (USA)            | Jacksonville, FL    | 30 May 14 |
| 44.45             | Luquelín SANTOS (DOM)      | Hengelo                 | 27 May 12 | 45.74           | Tyler BROWN (USA)               | Eugene (HF), OR     | 6 Jul 14  |
| 44.66             | Hamdan Odha AL-BISHI (KSA) | Santiago de Chile       | 20 Oct 00 | 45.84           | Alexander Lerionka SAMPAO (KEN) | obi (Nyayo Stadium) | 25 Jun 14 |
| 44.66             | LaShawn MERRITT (USA)      | Kingston, JAM           | 7 May 05  | 45.91           | Rabia AL KAWARI (QAT)           | Istanbul            | 8 Jun 14  |
| 44.69             | Darrell ROBINSON (USA)     | Indianapolis, IN        | 24 Jul 82 | 45.93           | Abbas Abubakar ABBAS (BRN)      | Plovdiv             | 12 Jul 14 |
| 44.73             | James ROLLE (USA)          | Colorado Springs, CO    | 2 Jul 83  | 45.97           | Berend KOEKEMOER (RSA)          | Potchefstroom       | 10 May 14 |
| 44.75             | Darren CLARK (AUS)         | Los Angeles (Coliseum)  | 8 Aug 84  | 46.02           | Lamar BRUTON-GRINNAGE (USA)     | Jacksonville, FL    | 30 May 14 |
| 44.75             | Deon MINOR (USA)           | Austin, TX              | 5 Jun 92  | 46.10           | Devante LACY (USA)              | Austin (MMS), TX    | 10 May 14 |
| 44.82             | Arman HALL (USA)           | Des Moines, IA          | 21 Jun 13 | 46.11           | Nathon ALLEN (JAM)              | Kingston (NS), JAM  | 9 Mar 14  |
|                   |                            |                         |           | 46.11           | Sonwabiso SKHOSANA (RSA)        | Potchefstroom       | 10 May 14 |

# RESULT PROGRESSION

## 400 Metres Men - Final



| RECORDS              | RESULT     | NAME                   | COUNTRY              | AGE           | VENUE     | DATE                                |           |
|----------------------|------------|------------------------|----------------------|---------------|-----------|-------------------------------------|-----------|
| World Junior Record  | <b>WJR</b> | <b>43.87</b>           | Steve LEWIS          | USA           | 19        | Seoul (Olympic Stadium) 28 Sep 1988 |           |
| Championships Record | <b>CR</b>  | <b>44.66</b>           | Hamdan Odha AL-BISHI | KSA           | 19        | Santiago de Chile 20 Oct 2000       |           |
| World Junior Leading | <b>WJL</b> | <b>45.13</b>           | Machel CEDENIO       | TTO           | 19        | Eugene 24 Jul 2014                  |           |
| Area Junior Record   | <b>AJR</b> | National Junior Record | <b>NJR</b>           | Personal Best | <b>PB</b> | Season Best                         | <b>SB</b> |

24 July 2014

| RANK | BIB  | NAME                      | COUNTRY | DATE of BIRTH | PHASE      | HEAT | LANE | PLACE | RESULT                   |
|------|------|---------------------------|---------|---------------|------------|------|------|-------|--------------------------|
| 1    | 1436 | Machel CEDENIO            | TTO     | 06 Sep 95     | Final      | 1    | 4    | 1     | <b>45.13</b> <b>WJL</b>  |
|      |      |                           |         |               | Semi-Final | 3    | 4    | 1     | <b>45.90 Q</b>           |
|      |      |                           |         |               | Round 1    | 6    | 7    | 4     | <b>46.60 Q</b>           |
| 2    | 921  | Nobuya KATO               | JPN     | 16 Apr 95     | Final      | 1    | 3    | 2     | <b>46.17</b> <b>SB</b>   |
|      |      |                           |         |               | Semi-Final | 2    | 3    | 4     | <b>46.26 Q</b>           |
|      |      |                           |         |               | Round 1    | 3    | 6    | 1     | <b>46.23 Q</b>           |
| 3    | 301  | Abbas Abubakar ABBAS      | BRN     | 17 May 96     | Final      | 1    | 7    | 3     | <b>46.20</b>             |
|      |      |                           |         |               | Semi-Final | 2    | 4    | 5     | <b>46.28 Q</b>           |
|      |      |                           |         |               | Round 1    | 4    | 3    | 8     | <b>46.92 Q</b>           |
| 4    | 981  | Alexander Lerionka SAMPAO | KEN     | 31 Dec 96     | Final      | 1    | 5    | 4     | <b>46.55</b>             |
|      |      |                           |         |               | Semi-Final | 1    | 4    | 3     | <b>46.21 Q</b>           |
|      |      |                           |         |               | Round 1    | 1    | 4    | 7     | <b>46.91 Q</b>           |
| 5    | 644  | Jack CROSBY               | GBR     | 31 Jan 95     | Final      | 1    | 1    | 5     | <b>46.63</b>             |
|      |      |                           |         |               | Semi-Final | 2    | 5    | 6     | <b>46.35 q</b> <b>PB</b> |
|      |      |                           |         |               | Round 1    | 5    | 4    | 3     | <b>46.48 Q</b> <b>PB</b> |
| 6    | 1526 | Lamar BRUTON-GRINNAGE     | USA     | 26 May 95     | Final      | 1    | 8    | 6     | <b>46.75</b>             |
|      |      |                           |         |               | Semi-Final | 3    | 6    | 7     | <b>46.67 Q</b>           |
|      |      |                           |         |               | Round 1    | 3    | 8    | 5     | <b>46.74 Q</b>           |
| 7    | 922  | Kaisei YUI                | JPN     | 06 Feb 96     | Final      | 1    | 2    | 7     | <b>47.08</b>             |
|      |      |                           |         |               | Semi-Final | 1    | 3    | 8     | <b>46.68 q</b> <b>PB</b> |
|      |      |                           |         |               | Round 1    | 2    | 7    | 10    | <b>47.06 Q</b>           |
| 8    | 1525 | Tyler BROWN               | USA     | 24 Mar 95     | Final      | 1    | 6    | 8     | <b>47.30</b>             |
|      |      |                           |         |               | Semi-Final | 1    | 5    | 2     | <b>45.97 Q</b>           |
|      |      |                           |         |               | Round 1    | 5    | 3    | 2     | <b>46.45 Q</b>           |

**NOTE** IAAF Rule 163.3(a) - Lane infringement

| ALL-TIME TOP LIST |                            |                         |           | SEASON TOP LIST |                                 |                      |           |
|-------------------|----------------------------|-------------------------|-----------|-----------------|---------------------------------|----------------------|-----------|
| RESULT            | NAME                       | VENUE                   | DATE      | RESULT          | NAME                            | VENUE                | DATE      |
| 43.87             | Steve LEWIS (USA)          | Seoul (Olympic Stadium) | 28 Sep 88 | 45.13           | Machel CEDENIO (TTO)            | Eugene               | 24 Jul 14 |
| 44.36             | Kirani JAMES (GRN)         | Zürich                  | 8 Sep 11  | 45.37           | Michael CHERRY (USA)            | Jacksonville, FL     | 30 May 14 |
| 44.45             | Luquelin SANTOS (DOM)      | Hengelo                 | 27 May 12 | 45.74           | Tyler BROWN (USA)               | Eugene (HF), OR      | 6 Jul 14  |
| 44.66             | Hamdan Odha AL-BISHI (KSA) | Santiago de Chile       | 20 Oct 00 | 45.84           | Alexander Lerionka SAMPAO (KEN) | robi (Nyayo Stadium) | 25 Jun 14 |
| 44.66             | LaShawn MERRITT (USA)      | Kingston, JAM           | 7 May 05  | 45.91           | Rabia AL KAWARI (QAT)           | Istanbul             | 8 Jun 14  |
| 44.69             | Darrell ROBINSON (USA)     | Indianapolis, IN        | 24 Jul 82 | 45.93           | Abbas Abubakar ABBAS (BRN)      | Plovdiv              | 12 Jul 14 |
| 44.73             | James ROLLE (USA)          | Colorado Springs, CO    | 2 Jul 83  | 45.97           | Berend KOEKEMOER (RSA)          | Potchefstroom        | 10 May 14 |
| 44.75             | Darren CLARK (AUS)         | Los Angeles (Coliseum)  | 8 Aug 84  | 46.02           | Lamar BRUTON-GRINNAGE (USA)     | Jacksonville, FL     | 30 May 14 |
| 44.75             | Deon MINOR (USA)           | Austin, TX              | 5 Jun 92  | 46.10           | Devante LACY (USA)              | Austin (MMS), TX     | 10 May 14 |
| 44.82             | Arman HALL (USA)           | Des Moines, IA          | 21 Jun 13 | 46.11           | Nathon ALLEN (JAM)              | Kingston (NS), JAM   | 9 Mar 14  |
|                   |                            |                         |           | 46.11           | Sonwabiso SKHOSANA (RSA)        | Potchefstroom        | 10 May 14 |

# SUMMARY



## 400 Metres Men - Semi-Final

First 2 in each heat (Q) and the next 2 fastest (q) advance to the Final

| RECORDS                         | RESULT                            | NAME                    | COUNTRY               | AGE | VENUE                   | DATE        |
|---------------------------------|-----------------------------------|-------------------------|-----------------------|-----|-------------------------|-------------|
| World Junior Record <b>WJR</b>  | <b>43.87</b>                      | Steve LEWIS             | USA                   | 19  | Seoul (Olympic Stadium) | 28 Sep 1988 |
| Championships Record <b>CR</b>  | <b>44.66</b>                      | Hamdan Odha AL-BISHI    | KSA                   | 19  | Santiago de Chile       | 20 Oct 2000 |
| World Junior Leading <b>WJL</b> | <b>45.23</b>                      | Machel CEDENIO          | TTO                   | 19  | George Town, CAY        | 7 May 2014  |
| Area Junior Record <b>AJR</b>   | National Junior Record <b>NJR</b> | Personal Best <b>PB</b> | Season Best <b>SB</b> |     |                         |             |

23 July 2014

| RANK | PLACE | HEAT | LANE | BIB  | NAME                      | COUNTRY | DATE of BIRTH | RESULT                   |
|------|-------|------|------|------|---------------------------|---------|---------------|--------------------------|
| 1    | 1     | 3    | 4    | 1436 | Machel CEDENIO            | TTO     | 06 Sep 95     | <b>45.90 Q</b>           |
| 2    | 1     | 1    | 5    | 1525 | Tyler BROWN               | USA     | 24 Mar 95     | <b>45.97 Q</b>           |
| 3    | 2     | 1    | 4    | 981  | Alexander Lerionka SAMPAO | KEN     | 31 Dec 96     | <b>46.21 Q</b>           |
| 4    | 1     | 2    | 3    | 921  | Nobuya KATO               | JPN     | 16 Apr 95     | <b>46.26 Q</b>           |
| 5    | 2     | 2    | 4    | 301  | Abbas Abubakar ABBAS      | BRN     | 17 May 96     | <b>46.28 Q</b>           |
| 6    | 3     | 2    | 5    | 644  | Jack CROSBY               | GBR     | 31 Jan 95     | <b>46.35 q</b> <b>PB</b> |
| 7    | 2     | 3    | 6    | 1526 | Lamar BRUTON-GRINNAGE     | USA     | 26 May 95     | <b>46.67 Q</b>           |
| 8    | 3     | 1    | 3    | 922  | Kaisei YUI                | JPN     | 06 Feb 96     | <b>46.68 q</b> <b>PB</b> |
| 9    | 3     | 3    | 5    | 1260 | Berend KOEKEMOER          | RSA     | 12 Jun 95     | <b>46.87</b>             |
| 10   | 4     | 1    | 2    | 652  | Elliot RUTTER             | GBR     | 20 Aug 95     | <b>46.93</b>             |
| 11   | 4     | 3    | 8    | 132  | Sam REISER                | AUS     | 17 Jun 96     | <b>47.02</b>             |
| 12   | 4     | 2    | 8    | 1327 | Luka JANEŽIČ              | SLO     | 14 Nov 95     | <b>47.06</b> <b>PB</b>   |
| 13   | 5     | 2    | 2    | 1323 | Warren HAZEL              | SKN     | 11 Feb 96     | <b>47.22</b>             |
| 14   | 5     | 1    | 7    | 1502 | Oleksiy POZDNYAKOV        | UKR     | 01 Apr 95     | <b>47.43</b>             |
| 15   | 6     | 1    | 6    | 1462 | Batuhan ALTINTAS          | TUR     | 28 Apr 96     | <b>47.46</b>             |
| 16   | 5     | 3    | 1    | 879  | Nathon ALLEN              | JAM     | 28 Oct 95     | <b>47.56</b>             |
| 17   | 6     | 3    | 3    | 482  | Juander SANTOS            | DOM     | 07 May 95     | <b>47.64</b>             |
| 18   | 7     | 1    | 1    | 129  | Joshua ROBINSON           | AUS     | 16 Jan 96     | <b>47.72</b>             |
| 19   | 7     | 3    | 7    | 209  | Henri DELAUZE             | BAH     | 06 May 97     | <b>47.78</b>             |
| 20   | 6     | 2    | 1    | 206  | Janeko CARTWRIGHT         | BAH     | 25 Mar 96     | <b>47.88</b>             |
| 21   | 8     | 3    | 2    | 319  | Joshua CUNNINGHAM         | CAN     | 02 Feb 95     | <b>47.91</b>             |
| 22   | 8     | 1    | 8    | 273  | Karabo SIBANDA            | BOT     | 02 Jul 98     | <b>48.30</b>             |
| 23   | 7     | 2    | 6    | 884  | Martin MANLEY             | JAM     | 10 Mar 97     | <b>48.38</b>             |
|      |       | 2    | 7    | 359  | Jamal WALTON              | CAY     | 98            | <b>DNF</b>               |

| ALL-TIME TOP LIST |                            |                         |           | SEASON TOP LIST |                                 |                      |           |
|-------------------|----------------------------|-------------------------|-----------|-----------------|---------------------------------|----------------------|-----------|
| RESULT            | NAME                       | VENUE                   | DATE      | RESULT          | NAME                            | VENUE                | DATE      |
| 43.87             | Steve LEWIS (USA)          | Seoul (Olympic Stadium) | 28 Sep 88 | 45.23           | Machel CEDENIO (TTO)            | George Town, CAY     | 7 May 14  |
| 44.36             | Kirani JAMES (GRN)         | Zürich                  | 8 Sep 11  | 45.37           | Michael CHERRY (USA)            | Jacksonville, FL     | 30 May 14 |
| 44.45             | Luguelín SANTOS (DOM)      | Hengelo                 | 27 May 12 | 45.74           | Tyler BROWN (USA)               | Eugene (HF), OR      | 6 Jul 14  |
| 44.66             | Hamdan Odha AL-BISHI (KSA) | Santiago de Chile       | 20 Oct 00 | 45.84           | Alexander Lerionka SAMPAO (KEN) | robi (Nyayo Stadium) | 25 Jun 14 |
| 44.66             | LaShawn MERRITT (USA)      | Kingston, JAM           | 7 May 05  | 45.91           | Rabia AL KAWARI (QAT)           | Istanbul             | 8 Jun 14  |
| 44.69             | Darrell ROBINSON (USA)     | Indianapolis, IN        | 24 Jul 82 | 45.93           | Abbas Abubakar ABBAS (BRN)      | Plovdiv              | 12 Jul 14 |
| 44.73             | James ROLLE (USA)          | Colorado Springs, CO    | 2 Jul 83  | 45.97           | Berend KOEKEMOER (RSA)          | Potchefstroom        | 10 May 14 |
| 44.75             | Darren CLARK (AUS)         | Los Angeles (Coliseum)  | 8 Aug 84  | 46.02           | Lamar BRUTON-GRINNAGE (USA)     | Jacksonville, FL     | 30 May 14 |
| 44.75             | Deon MINOR (USA)           | Austin, TX              | 5 Jun 92  | 46.10           | Devante LACY (USA)              | Austin (MMS), TX     | 10 May 14 |
| 44.82             | Arman HALL (USA)           | Des Moines, IA          | 21 Jun 13 | 46.11           | Nathon ALLEN (JAM)              | Kingston (NS), JAM   | 9 Mar 14  |
|                   |                            |                         |           | 46.11           | Sonwabiso SKHOSANA (RSA)        | Potchefstroom        | 10 May 14 |

# RESULTS



## 400 Metres Men - Semi-Final

First 2 in each heat (Q) and the next 2 fastest (q) advance to the Final

| RECORDS              | RESULT     | NAME                   | COUNTRY              | AGE           | VENUE     | DATE                                |           |
|----------------------|------------|------------------------|----------------------|---------------|-----------|-------------------------------------|-----------|
| World Junior Record  | <b>WJR</b> | <b>43.87</b>           | Steve LEWIS          | USA           | 19        | Seoul (Olympic Stadium) 28 Sep 1988 |           |
| Championships Record | <b>CR</b>  | <b>44.66</b>           | Hamdan Odha AL-BISHI | KSA           | 19        | Santiago de Chile 20 Oct 2000       |           |
| World Junior Leading | <b>WJL</b> | <b>45.23</b>           | Machel CEDENIO       | TTO           | 19        | George Town, CAY 7 May 2014         |           |
| Area Junior Record   | <b>AJR</b> | National Junior Record | <b>NJR</b>           | Personal Best | <b>PB</b> | Season Best                         | <b>SB</b> |

### Heat 1

3

23 July 2014 18:43 START TIME

18° C TEMPERATURE 56 % HUMIDITY

| PLACE | BIB  | NAME                      | COUNTRY | DATE of BIRTH | LANE | RESULT         | REACTION  | Fn    |
|-------|------|---------------------------|---------|---------------|------|----------------|-----------|-------|
| 1     | 1525 | Tyler BROWN               | USA     | 24 Mar 95     | 5    | <b>45.97 Q</b> | 0.178     |       |
| 2     | 981  | Alexander Lerionka SAMPAO | KEN     | 31 Dec 96     | 4    | <b>46.21 Q</b> | 0.223     |       |
| 3     | 922  | Kaisei YUI                | JPN     | 06 Feb 96     | 3    | <b>46.68 q</b> | <b>PB</b> | 0.170 |
| 4     | 652  | Elliot RUTTER             | GBR     | 20 Aug 95     | 2    | <b>46.93</b>   | 0.160     |       |
| 5     | 1502 | Oleksiy POZDNYAKOV        | UKR     | 01 Apr 95     | 7    | <b>47.43</b>   | 0.213     |       |
| 6     | 1462 | Batuhan ALTINTAS          | TUR     | 28 Apr 96     | 6    | <b>47.46</b>   | 0.175     |       |
| 7     | 129  | Joshua ROBINSON           | AUS     | 16 Jan 96     | 1    | <b>47.72</b>   | 0.172     |       |
| 8     | 273  | Karabo SIBANDA            | BOT     | 02 Jul 98     | 8    | <b>48.30</b>   | 0.206     |       |

### Heat 2

3

23 July 2014 18:50 START TIME

18° C TEMPERATURE 56 % HUMIDITY

| PLACE | BIB  | NAME                 | COUNTRY | DATE of BIRTH | LANE | RESULT         | REACTION  | Fn    |
|-------|------|----------------------|---------|---------------|------|----------------|-----------|-------|
| 1     | 921  | Nobuya KATO          | JPN     | 16 Apr 95     | 3    | <b>46.26 Q</b> | 0.172     |       |
| 2     | 301  | Abbas Abubakar ABBAS | BRN     | 17 May 96     | 4    | <b>46.28 Q</b> | 0.242     |       |
| 3     | 644  | Jack CROSBY          | GBR     | 31 Jan 95     | 5    | <b>46.35 q</b> | <b>PB</b> | 0.150 |
| 4     | 1327 | Luka JANEŽIČ         | SLO     | 14 Nov 95     | 8    | <b>47.06</b>   | <b>PB</b> | 0.205 |
| 5     | 1323 | Warren HAZEL         | SKN     | 11 Feb 96     | 2    | <b>47.22</b>   | 0.161     |       |
| 6     | 206  | Janeko CARTWRIGHT    | BAH     | 25 Mar 96     | 1    | <b>47.88</b>   | 0.184     |       |
| 7     | 884  | Martin MANLEY        | JAM     | 10 Mar 97     | 6    | <b>48.38</b>   | 0.173     |       |
|       | 359  | Jamal WALTON         | CAY     | 98            | 7    | <b>DNF</b>     | 0.200     |       |

### Heat 3

3

23 July 2014 18:57 START TIME

18° C TEMPERATURE 56 % HUMIDITY

| PLACE | BIB  | NAME                  | COUNTRY | DATE of BIRTH | LANE | RESULT         | REACTION | Fn |
|-------|------|-----------------------|---------|---------------|------|----------------|----------|----|
| 1     | 1436 | Machel CEDENIO        | TTO     | 06 Sep 95     | 4    | <b>45.90 Q</b> | 0.214    |    |
| 2     | 1526 | Lamar BRUTON-GRINNAGE | USA     | 26 May 95     | 6    | <b>46.67 Q</b> | 0.196    |    |
| 3     | 1260 | Berend KOEKEMOER      | RSA     | 12 Jun 95     | 5    | <b>46.87</b>   | 0.181    |    |
| 4     | 132  | Sam REISER            | AUS     | 17 Jun 96     | 8    | <b>47.02</b>   | 0.186    |    |
| 5     | 879  | Nathon ALLEN          | JAM     | 28 Oct 95     | 1    | <b>47.56</b>   | 0.218    |    |
| 6     | 482  | Juander SANTOS        | DOM     | 07 May 95     | 3    | <b>47.64</b>   | 0.164    |    |
| 7     | 209  | Henri DELAUZE         | BAH     | 06 May 97     | 7    | <b>47.78</b>   | 0.263    |    |
| 8     | 319  | Joshua CUNNINGHAM     | CAN     | 02 Feb 95     | 2    | <b>47.91</b>   | 0.158    |    |



**RESULTS**  
**400 Metres Men - Semi-Final**

| ALL-TIME TOP LIST |                            |                         |           | SEASON TOP LIST |                                 |                      |           |
|-------------------|----------------------------|-------------------------|-----------|-----------------|---------------------------------|----------------------|-----------|
| RESULT            | NAME                       | VENUE                   | DATE      | RESULT          | NAME                            | VENUE                | DATE      |
| 43.87             | Steve LEWIS (USA)          | Seoul (Olympic Stadium) | 28 Sep 88 | 45.23           | Machel CEDENIO (TTO)            | George Town, CAY     | 7 May 14  |
| 44.36             | Kirani JAMES (GRN)         | Zürich                  | 8 Sep 11  | 45.37           | Michael CHERRY (USA)            | Jacksonville, FL     | 30 May 14 |
| 44.45             | Luguelín SANTOS (DOM)      | Hengelo                 | 27 May 12 | 45.74           | Tyler BROWN (USA)               | Eugene (HF), OR      | 6 Jul 14  |
| 44.66             | Hamdan Odha AL-BISHI (KSA) | Santiago de Chile       | 20 Oct 00 | 45.84           | Alexander Lerionka SAMPAO (KEN) | robi (Nyayo Stadium) | 25 Jun 14 |
| 44.66             | LaShawn MERRITT (USA)      | Kingston, JAM           | 7 May 05  | 45.91           | Rabia AL KAWARI (QAT)           | Istanbul             | 8 Jun 14  |
| 44.69             | Darrell ROBINSON (USA)     | Indianapolis, IN        | 24 Jul 82 | 45.93           | Abbas Abubakar ABBAS (BRN)      | Plovdiv              | 12 Jul 14 |
| 44.73             | James ROLLE (USA)          | Colorado Springs, CO    | 2 Jul 83  | 45.97           | Berend KOEKEMOER (RSA)          | Potchefstroom        | 10 May 14 |
| 44.75             | Darren CLARK (AUS)         | Los Angeles (Coliseum)  | 8 Aug 84  | 46.02           | Lamar BRUTON-GRINNAGE (USA)     | Jacksonville, FL     | 30 May 14 |
| 44.75             | Deon MINOR (USA)           | Austin, TX              | 5 Jun 92  | 46.10           | Devante LACY (USA)              | Austin (MMS), TX     | 10 May 14 |
| 44.82             | Arman HALL (USA)           | Des Moines, IA          | 21 Jun 13 | 46.11           | Nathon ALLEN (JAM)              | Kingston (NS), JAM   | 9 Mar 14  |
|                   |                            |                         |           | 46.11           | Sonwabiso SKHOSANA (RSA)        | Potchefstroom        | 10 May 14 |





# SUMMARY



## 400 Metres Men - Round 1

First 3 in each heat (Q) and the next 3 fastest (q) advance to the Semi-Finals

| RECORDS                         | RESULT       | NAME                              | COUNTRY | AGE                     | VENUE                   | DATE                  |
|---------------------------------|--------------|-----------------------------------|---------|-------------------------|-------------------------|-----------------------|
| World Junior Record <b>WJR</b>  | <b>43.87</b> | Steve LEWIS                       | USA     | 19                      | Seoul (Olympic Stadium) | 28 Sep 1988           |
| Championships Record <b>CR</b>  | <b>44.66</b> | Hamdan Odha AL-BISHI              | KSA     | 19                      | Santiago de Chile       | 20 Oct 2000           |
| World Junior Leading <b>WJL</b> | <b>45.23</b> | Machel CEDENIO                    | TTO     | 19                      | George Town, CAY        | 7 May 2014            |
| Area Junior Record <b>AJR</b>   |              | National Junior Record <b>NJR</b> |         | Personal Best <b>PB</b> |                         | Season Best <b>SB</b> |

22 July 2014

| RANK | PLACE | HEAT | LANE | BIB  | NAME                         | COUNTRY | DATE of BIRTH | RESULT                   |
|------|-------|------|------|------|------------------------------|---------|---------------|--------------------------|
| 1    | 1     | 3    | 6    | 921  | Nobuya KATO                  | JPN     | 16 Apr 95     | <b>46.23 Q</b>           |
| 2    | 1     | 5    | 3    | 1525 | Tyler BROWN                  | USA     | 24 Mar 95     | <b>46.45 Q</b>           |
| 3    | 2     | 5    | 4    | 644  | Jack CROSBY                  | GBR     | 31 Jan 95     | <b>46.48 Q</b> <b>PB</b> |
| 4    | 1     | 6    | 7    | 1436 | Machel CEDENIO               | TTO     | 06 Sep 95     | <b>46.60 Q</b>           |
| 5    | 2     | 3    | 8    | 1526 | Lamar BRUTON-GRINNAGE        | USA     | 26 May 95     | <b>46.74 Q</b>           |
| 6    | 1     | 7    | 7    | 1260 | Berend KOEKEMOER             | RSA     | 12 Jun 95     | <b>46.89 Q</b>           |
| 7    | 1     | 1    | 4    | 981  | Alexander Lerionka SAMPAO    | KEN     | 31 Dec 96     | <b>46.91 Q</b>           |
| 8    | 1     | 4    | 3    | 301  | Abbas Abubakar ABBAS         | BRN     | 17 May 96     | <b>46.92 Q</b>           |
| 9    | 2     | 6    | 5    | 482  | Juander SANTOS               | DOM     | 07 May 95     | <b>47.02 Q</b>           |
| 10   | 1     | 2    | 7    | 922  | Kaisei YUI                   | JPN     | 06 Feb 96     | <b>47.06 Q</b>           |
| 11   | 3     | 6    | 4    | 209  | Henri DELAUZE                | BAH     | 06 May 97     | <b>47.07 Q</b>           |
| 11   | 3     | 5    | 2    | 132  | Sam REISER                   | AUS     | 17 Jun 96     | <b>47.07 Q</b>           |
| 13   | 4     | 5    | 8    | 206  | Janeko CARTWRIGHT            | BAH     | 25 Mar 96     | <b>47.10 q</b>           |
| 14   | 2     | 7    | 3    | 1462 | Batuhan ALTINTAS             | TUR     | 28 Apr 96     | <b>47.15 Q</b>           |
| 15   | 3     | 3    | 4    | 1502 | Oleksiy POZDNYAKOV           | UKR     | 01 Apr 95     | <b>47.18 Q</b> <b>PB</b> |
| 16   | 2     | 4    | 7    | 884  | Martin MANLEY                | JAM     | 10 Mar 97     | <b>47.20 Q</b>           |
| 17   | 2     | 1    | 6    | 359  | Jamal WALTON                 | CAY     | 98            | <b>47.22 Q</b>           |
| 18   | 3     | 4    | 6    | 1327 | Luka JANEŽIČ                 | SLO     | 14 Nov 95     | <b>47.30 Q</b>           |
| 19   | 3     | 7    | 2    | 1323 | Warren HAZEL                 | SKN     | 11 Feb 96     | <b>47.37 Q</b>           |
| 20   | 4     | 3    | 2    | 319  | Joshua CUNNINGHAM            | CAN     | 02 Feb 95     | <b>47.40 q</b>           |
| 21   | 3     | 1    | 8    | 129  | Joshua ROBINSON              | AUS     | 16 Jan 96     | <b>47.47 Q</b>           |
| 22   | 4     | 1    | 7    | 652  | Elliot RUTTER                | GBR     | 20 Aug 95     | <b>47.55 q</b>           |
| 23   | 4     | 4    | 5    | 779  | Bálint MÓRICZ                | HUN     | 28 Mar 95     | <b>47.66</b>             |
| 24   | 5     | 5    | 7    | 1181 | Wiktor SUWARA                | POL     | 24 Jul 96     | <b>47.71</b>             |
| 25   | 4     | 6    | 2    | 1111 | Samson Oghenewegba NATHANIEL | NGR     | 29 Aug 97     | <b>47.77</b>             |
| 26   | 5     | 3    | 1    | 271  | Leungo SCOTCH                | BOT     | 28 Feb 96     | <b>47.81</b>             |
| 27   | 4     | 7    | 6    | 1007 | Mazen AL YASEN               | KSA     | 08 Jul 96     | <b>47.85</b>             |
| 28   | 6     | 5    | 5    | 970  | Raymond KIBET                | KEN     | 04 Feb 96     | <b>47.91</b>             |
| 29   | 5     | 1    | 5    | 583  | Batinisavu ULUIYATA          | FIJ     | 01 Jul 96     | <b>47.95</b>             |
| 30   | 2     | 2    | 5    | 273  | Karabo SIBANDA               | BOT     | 02 Jul 98     | <b>47.96 Q</b>           |
| 31   | 5     | 6    | 6    | 1477 | Abdullah TÛTÛNCI             | TUR     | 20 Dec 95     | <b>48.00</b>             |
| 32   | 5     | 4    | 4    | 806  | Sina ROHANI                  | IRI     | 21 Feb 95     | <b>48.03</b>             |
| 32   | 6     | 6    | 3    | 410  | Mateo KOVACIC                | CRO     | 19 Jul 96     | <b>48.03</b>             |
| 34   | 3     | 2    | 4    | 879  | Nathon ALLEN                 | JAM     | 28 Oct 95     | <b>48.06 Q</b>           |
| 35   | 5     | 7    | 5    | 474  | Benjamin Lobo VEDEL          | DEN     | 23 Sep 97     | <b>48.13</b>             |
| 36   | 4     | 2    | 2    | 1269 | Sonwabiso SKHOSANA           | RSA     | 04 Jul 95     | <b>48.16</b>             |
| 37   | 6     | 3    | 5    | 1649 | Brandon VALENTINE-PARRIS     | VIN     | 17 Apr 95     | <b>48.36</b> <b>NJR</b>  |
| 38   | 5     | 2    | 1    | 1431 | Wei-Hsu WANG                 | TPE     | 12 Oct 96     | <b>48.61</b>             |



**SUMMARY**  
**400 Metres Men - Round 1**

22 July 2014

| RANK | PLACE | HEAT | LANE | BIB  | NAME                        | COUNTRY | DATE of BIRTH | RESULT             |
|------|-------|------|------|------|-----------------------------|---------|---------------|--------------------|
| 39   | 7     | 5    | 6    | 1651 | Shaddy MELU                 | ZAM     | 06 May 96     | <b>48.74</b>       |
| 40   | 6     | 2    | 3    | 320  | Graeme THOMPSON             | CAN     | 17 Aug 95     | <b>49.01</b>       |
| 41   | 6     | 1    | 2    | 1439 | Asa GUEVARA                 | TTO     | 20 Dec 95     | <b>49.48</b>       |
| 42   | 6     | 4    | 2    | 253  | Kyle WEBB                   | BER     | 21 May 95     | <b>49.79</b>       |
| 43   | 6     | 7    | 1    | 480  | Derick ST JEAN              | DMA     | 03 Jul 96     | <b>50.32</b>       |
| 44   | 7     | 1    | 3    | 1412 | Vitsanu PHOSRI              | THA     | 25 May 98     | <b>50.40</b>       |
| 45   | 7     | 2    | 8    | 1051 | Hussain RIZA                | MDV     | 01 Apr 97     | <b>52.42</b> PB    |
| 46   | 7     | 7    | 4    | 755  | Karl BALDACHINO             | GIB     | 21 Nov 95     | <b>54.56</b> PB    |
| 47   | 7     | 3    | 7    | 1317 | Luatimu SAMAU               | SAM     | 28 May 98     | <b>56.71</b>       |
|      |       |      | 7    | 8    | 1109 Fasasi ADEKUNLE RILWAN | NGR     | 23 Jun 96     | <b>DQ</b> 163.3(a) |
|      |       |      | 6    | 8    | 1234 Mohamed Nasir ABBAS    | QAT     | 01 Jan 96     | <b>DQ</b> 163.3(a) |
|      |       |      | 4    | 8    | 964 Mikhail LITVIN          | KAZ     | 05 Jan 96     | <b>DQ</b> 163.3(a) |
|      |       |      | 2    | 6    | 360 Bachir MAHAMAT          | CHA     | 01 Dec 96     | <b>DNS</b>         |
|      |       |      | 3    | 3    | 393 Rosel LUSANGA KAFWA     | COD     |               | <b>DNS</b>         |

**NOTE** IAAF Rule 163.3(a) - Lane infringement

| ALL-TIME TOP LIST |                            |                         |           | SEASON TOP LIST |                                 |                      |           |
|-------------------|----------------------------|-------------------------|-----------|-----------------|---------------------------------|----------------------|-----------|
| RESULT            | NAME                       | VENUE                   | DATE      | RESULT          | NAME                            | VENUE                | DATE      |
| 43.87             | Steve LEWIS (USA)          | Seoul (Olympic Stadium) | 28 Sep 88 | 45.23           | Machel CEDENIO (TTO)            | George Town, CAY     | 7 May 14  |
| 44.36             | Kirani JAMES (GRN)         | Zürich                  | 8 Sep 11  | 45.37           | Michael CHERRY (USA)            | Jacksonville, FL     | 30 May 14 |
| 44.45             | Luquelín SANTOS (DOM)      | Hengelo                 | 27 May 12 | 45.74           | Tyler BROWN (USA)               | Eugene (HF), OR      | 6 Jul 14  |
| 44.66             | Hamdan Odha AL-BISHI (KSA) | Santiago de Chile       | 20 Oct 00 | 45.84           | Alexander Lerionka SAMPAO (KEN) | robi (Nyayo Stadium) | 25 Jun 14 |
| 44.66             | LaShawn MERRITT (USA)      | Kingston, JAM           | 7 May 05  | 45.91           | Rabia AL KAWARI (QAT)           | Istanbul             | 8 Jun 14  |
| 44.69             | Darrell ROBINSON (USA)     | Indianapolis, IN        | 24 Jul 82 | 45.93           | Abbas Abubakar ABBAS (BRN)      | Plovdiv              | 12 Jul 14 |
| 44.73             | James ROLLE (USA)          | Colorado Springs, CO    | 2 Jul 83  | 45.97           | Berend KOEKEMOER (RSA)          | Potchefstroom        | 10 May 14 |
| 44.75             | Darren CLARK (AUS)         | Los Angeles (Coliseum)  | 8 Aug 84  | 46.02           | Lamar BRUTON-GRINNAGE (USA)     | Jacksonville, FL     | 30 May 14 |
| 44.75             | Deon MINOR (USA)           | Austin, TX              | 5 Jun 92  | 46.10           | Devante LACY (USA)              | Austin (MMS), TX     | 10 May 14 |
| 44.82             | Arman HALL (USA)           | Des Moines, IA          | 21 Jun 13 | 46.11           | Nathon ALLEN (JAM)              | Kingston (NS), JAM   | 9 Mar 14  |
|                   |                            |                         |           | 46.11           | Sonwabiso SKHOSANA (RSA)        | Potchefstroom        | 10 May 14 |



# RESULTS



## 400 Metres Men - Round 1

First 3 in each heat (Q) and the next 3 fastest (q) advance to the Semi-Finals

| RECORDS              | RESULT     | NAME  | COUNTRY                | AGE        | VENUE     | DATE                                |
|----------------------|------------|-------|------------------------|------------|-----------|-------------------------------------|
| World Junior Record  | <b>WJR</b> | 43.87 | Steve LEWIS            | USA        | 19        | Seoul (Olympic Stadium) 28 Sep 1988 |
| Championships Record | <b>CR</b>  | 44.66 | Hamdan Odha AL-BISHI   | KSA        | 19        | Santiago de Chile 20 Oct 2000       |
| World Junior Leading | <b>WJL</b> | 45.23 | Machel CEDENIO         | TTO        | 19        | George Town, CAY 7 May 2014         |
| Area Junior Record   | <b>AJR</b> |       | National Junior Record | <b>NJR</b> |           | Personal Best                       |
|                      |            |       |                        |            | <b>PB</b> | Season Best                         |
|                      |            |       |                        |            |           | <b>SB</b>                           |

**Heat 1** **7**      22 July 2014    17:32 START TIME      26° C    39 %  
TEMPERATURE    HUMIDITY

| PLACE | BIB  | NAME                      | COUNTRY | DATE of BIRTH | LANE | RESULT         | REACTION | Fn |
|-------|------|---------------------------|---------|---------------|------|----------------|----------|----|
| 1     | 981  | Alexander Lerionka SAMPAO | KEN     | 31 Dec 96     | 4    | <b>46.91 Q</b> | 0.214    |    |
| 2     | 359  | Jamal WALTON              | CAY     | 98            | 6    | <b>47.22 Q</b> | 0.163    |    |
| 3     | 129  | Joshua ROBINSON           | AUS     | 16 Jan 96     | 8    | <b>47.47 Q</b> | 0.172    |    |
| 4     | 652  | Elliot RUTTER             | GBR     | 20 Aug 95     | 7    | <b>47.55 q</b> | 0.204    |    |
| 5     | 583  | Batinisavu ULUIYATA       | FIJ     | 01 Jul 96     | 5    | <b>47.95</b>   | 0.192    |    |
| 6     | 1439 | Asa GUEVARA               | TTO     | 20 Dec 95     | 2    | <b>49.48</b>   | 0.222    |    |
| 7     | 1412 | Vitsanu PHOSRI            | THA     | 25 May 98     | 3    | <b>50.40</b>   | 0.214    |    |

**Heat 2** **7**      22 July 2014    17:41 START TIME      26° C    39 %  
TEMPERATURE    HUMIDITY

| PLACE | BIB  | NAME               | COUNTRY | DATE of BIRTH | LANE | RESULT                 | REACTION | Fn |
|-------|------|--------------------|---------|---------------|------|------------------------|----------|----|
| 1     | 922  | Kaisei YUI         | JPN     | 06 Feb 96     | 7    | <b>47.06 Q</b>         | 0.296    |    |
| 2     | 273  | Karabo SIBANDA     | BOT     | 02 Jul 98     | 5    | <b>47.96 Q</b>         | 0.181    |    |
| 3     | 879  | Nathon ALLEN       | JAM     | 28 Oct 95     | 4    | <b>48.06 Q</b>         | 0.203    |    |
| 4     | 1269 | Sonwabiso SKHOSANA | RSA     | 04 Jul 95     | 2    | <b>48.16</b>           | 0.230    |    |
| 5     | 1431 | Wei-Hsu WANG       | TPE     | 12 Oct 96     | 1    | <b>48.61</b>           | 0.186    |    |
| 6     | 320  | Graeme THOMPSON    | CAN     | 17 Aug 95     | 3    | <b>49.01</b>           | 0.138    |    |
| 7     | 1051 | Hussain RIZA       | MDV     | 01 Apr 97     | 8    | <b>52.42</b> <b>PB</b> | 0.215    |    |
|       | 360  | Bachir MAHAMAT     | CHA     | 01 Dec 96     | 6    | <b>DNS</b>             |          |    |

**Heat 3** **7**      22 July 2014    17:47 START TIME      26° C    39 %  
TEMPERATURE    HUMIDITY

| PLACE | BIB  | NAME                     | COUNTRY | DATE of BIRTH | LANE | RESULT                   | REACTION | Fn |
|-------|------|--------------------------|---------|---------------|------|--------------------------|----------|----|
| 1     | 921  | Nobuya KATO              | JPN     | 16 Apr 95     | 6    | <b>46.23 Q</b>           | 0.187    |    |
| 2     | 1526 | Lamar BRUTON-GRINNAGE    | USA     | 26 May 95     | 8    | <b>46.74 Q</b>           | 0.208    |    |
| 3     | 1502 | Oleksiy POZDNYAKOV       | UKR     | 01 Apr 95     | 4    | <b>47.18 Q</b> <b>PB</b> | 0.198    |    |
| 4     | 319  | Joshua CUNNINGHAM        | CAN     | 02 Feb 95     | 2    | <b>47.40 q</b>           | 0.167    |    |
| 5     | 271  | Leungo SCOTCH            | BOT     | 28 Feb 96     | 1    | <b>47.81</b>             | 0.220    |    |
| 6     | 1649 | Brandon VALENTINE-PARRIS | VIN     | 17 Apr 95     | 5    | <b>48.36</b> <b>NJR</b>  | 0.191    |    |
| 7     | 1317 | Luatimu SAMAU            | SAM     | 28 May 98     | 7    | <b>56.71</b>             | 0.225    |    |
|       | 393  | Rosel LUSANGA KAFWA      | COD     |               | 3    | <b>DNS</b>               |          |    |

**Heat 4** **7**      22 July 2014    17:53 START TIME      26° C    39 %  
TEMPERATURE    HUMIDITY

| PLACE | BIB  | NAME                 | COUNTRY | DATE of BIRTH | LANE | RESULT             | REACTION | Fn |
|-------|------|----------------------|---------|---------------|------|--------------------|----------|----|
| 1     | 301  | Abbas Abubakar ABBAS | BRN     | 17 May 96     | 3    | <b>46.92 Q</b>     | 0.250    |    |
| 2     | 884  | Martin MANLEY        | JAM     | 10 Mar 97     | 7    | <b>47.20 Q</b>     | 0.180    |    |
| 3     | 1327 | Luka JANEŽIČ         | SLO     | 14 Nov 95     | 6    | <b>47.30 Q</b>     | 0.207    |    |
| 4     | 779  | Bálint MÓRICZ        | HUN     | 28 Mar 95     | 5    | <b>47.66</b>       | 0.325    |    |
| 5     | 806  | Sina ROHANI          | IRI     | 21 Feb 95     | 4    | <b>48.03</b>       | 0.199    |    |
| 6     | 253  | Kyle WEBB            | BER     | 21 May 95     | 2    | <b>49.79</b>       | 0.192    |    |
|       | 964  | Mikhail LITVIN       | KAZ     | 05 Jan 96     | 8    | <b>DQ</b> 163.3(a) | 0.218    |    |

**NOTE** IAAF Rule 163.3(a) - Lane infringement





**RESULTS**  
**400 Metres Men - Round 1**

**Heat 5**

7

22 July 2014 18:05 START TIME

26° C TEMPERATURE 39 % HUMIDITY

| PLACE | BIB  | NAME              | COUNTRY | DATE of BIRTH | LANE | RESULT            | REACTION | Fn |
|-------|------|-------------------|---------|---------------|------|-------------------|----------|----|
| 1     | 1525 | Tyler BROWN       | USA     | 24 Mar 95     | 3    | <b>46.45 Q</b>    | 0.198    |    |
| 2     | 644  | Jack CROSBY       | GBR     | 31 Jan 95     | 4    | <b>46.48 Q</b> PB | 0.167    |    |
| 3     | 132  | Sam REISER        | AUS     | 17 Jun 96     | 2    | <b>47.07 Q</b>    | 0.187    |    |
| 4     | 206  | Janeko CARTWRIGHT | BAH     | 25 Mar 96     | 8    | <b>47.10 q</b>    | 0.183    |    |
| 5     | 1181 | Wiktor SUWARA     | POL     | 24 Jul 96     | 7    | <b>47.71</b>      | 0.166    |    |
| 6     | 970  | Raymond KIBET     | KEN     | 04 Feb 96     | 5    | <b>47.91</b>      | 0.243    |    |
| 7     | 1651 | Shaddy MELU       | ZAM     | 06 May 96     | 6    | <b>48.74</b>      | 0.184    |    |

**Heat 6**

7

22 July 2014 18:11 START TIME

27° C TEMPERATURE 39 % HUMIDITY

| PLACE | BIB  | NAME                         | COUNTRY | DATE of BIRTH | LANE | RESULT             | REACTION | Fn |
|-------|------|------------------------------|---------|---------------|------|--------------------|----------|----|
| 1     | 1436 | Machel CEDENIO               | TTO     | 06 Sep 95     | 7    | <b>46.60 Q</b>     | 0.255    |    |
| 2     | 482  | Juander SANTOS               | DOM     | 07 May 95     | 5    | <b>47.02 Q</b>     | 0.179    |    |
| 3     | 209  | Henri DELAUZE                | BAH     | 06 May 97     | 4    | <b>47.07 Q</b>     | 0.255    |    |
| 4     | 1111 | Samson Oghenewegba NATHANIEL | NGR     | 29 Aug 97     | 2    | <b>47.77</b>       | 0.190    |    |
| 5     | 1477 | Abdullah TÛTÛNCI             | TUR     | 20 Dec 95     | 6    | <b>48.00</b>       | 0.160    |    |
| 6     | 410  | Mateo KOVACIC                | CRO     | 19 Jul 96     | 3    | <b>48.03</b>       | 0.187    |    |
|       | 1234 | Mohamed Nasir ABBAS          | QAT     | 01 Jan 96     | 8    | <b>DQ</b> 163.3(a) | 0.199    |    |

**NOTE** IAAF Rule 163.3(a) - Lane infringement

**Heat 7**

7

22 July 2014 18:17 START TIME

27° C TEMPERATURE 39 % HUMIDITY

| PLACE | BIB  | NAME                   | COUNTRY | DATE of BIRTH | LANE | RESULT             | REACTION | Fn |
|-------|------|------------------------|---------|---------------|------|--------------------|----------|----|
| 1     | 1260 | Berend KOEKEMOER       | RSA     | 12 Jun 95     | 7    | <b>46.89 Q</b>     | 0.228    |    |
| 2     | 1462 | Batuhan ALTINTAS       | TUR     | 28 Apr 96     | 3    | <b>47.15 Q</b>     | 0.153    |    |
| 3     | 1323 | Warren HAZEL           | SKN     | 11 Feb 96     | 2    | <b>47.37 Q</b>     | 0.153    |    |
| 4     | 1007 | Mazen AL YASEN         | KSA     | 08 Jul 96     | 6    | <b>47.85</b>       | 0.219    |    |
| 5     | 474  | Benjamin Lobo VEDEL    | DEN     | 23 Sep 97     | 5    | <b>48.13</b>       | 0.165    |    |
| 6     | 480  | Derick ST JEAN         | DMA     | 03 Jul 96     | 1    | <b>50.32</b>       | 0.182    |    |
| 7     | 755  | Karl BALDACHINO        | GIB     | 21 Nov 95     | 4    | <b>54.56</b> PB    | 0.299    |    |
|       | 1109 | Fasasi ADEKUNLE RILWAN | NGR     | 23 Jun 96     | 8    | <b>DQ</b> 163.3(a) | 0.187    |    |

**NOTE** IAAF Rule 163.3(a) - Lane infringement

**ALL-TIME TOP LIST**

| RESULT | NAME                       | VENUE                   | DATE      |
|--------|----------------------------|-------------------------|-----------|
| 43.87  | Steve LEWIS (USA)          | Seoul (Olympic Stadium) | 28 Sep 88 |
| 44.36  | Kirani JAMES (GRN)         | Zürich                  | 8 Sep 11  |
| 44.45  | Luguelín SANTOS (DOM)      | Hengelo                 | 27 May 12 |
| 44.66  | Hamdan Odha AL-BISHI (KSA) | Santiago de Chile       | 20 Oct 00 |
| 44.66  | LaShawn MERRITT (USA)      | Kingston, JAM           | 7 May 05  |
| 44.69  | Darrell ROBINSON (USA)     | Indianapolis, IN        | 24 Jul 82 |
| 44.73  | James ROLLE (USA)          | Colorado Springs, CO    | 2 Jul 83  |
| 44.75  | Darren CLARK (AUS)         | Los Angeles (Coliseum)  | 8 Aug 84  |
| 44.75  | Deon MINOR (USA)           | Austin, TX              | 5 Jun 92  |
| 44.82  | Arman HALL (USA)           | Des Moines, IA          | 21 Jun 13 |

**SEASON TOP LIST**

| RESULT | NAME                            | VENUE                | DATE      |
|--------|---------------------------------|----------------------|-----------|
| 45.23  | Machel CEDENIO (TTO)            | George Town, CAY     | 7 May 14  |
| 45.37  | Michael CHERRY (USA)            | Jacksonville, FL     | 30 May 14 |
| 45.74  | Tyler BROWN (USA)               | Eugene (HF), OR      | 6 Jul 14  |
| 45.84  | Alexander Lerionka SAMPAO (KEN) | robi (Nyayo Stadium) | 25 Jun 14 |
| 45.91  | Rabia AL KAWARI (QAT)           | Istanbul             | 8 Jun 14  |
| 45.93  | Abbas Abubakar ABBAS (BRN)      | Plovdiv              | 12 Jul 14 |
| 45.97  | Berend KOEKEMOER (RSA)          | Potchefstroom        | 10 May 14 |
| 46.02  | Lamar BRUTON-GRINNAGE (USA)     | Jacksonville, FL     | 30 May 14 |
| 46.10  | Devante LACY (USA)              | Austin (MMS), TX     | 10 May 14 |
| 46.11  | Nathon ALLEN (JAM)              | Kingston (NS), JAM   | 9 Mar 14  |
| 46.11  | Sonwabiso SKHOSANA (RSA)        | Potchefstroom        | 10 May 14 |



## RESULTS



## 800 Metres Men - Final

| RECORDS              | RESULT     | NAME                   | COUNTRY         | AGE           | VENUE     | DATE                       |           |
|----------------------|------------|------------------------|-----------------|---------------|-----------|----------------------------|-----------|
| World Junior Record  | <b>WJR</b> | 1:41.73                | Nijel AMOS      | BOT           | 18        | London (OP) 9 Aug 2012     |           |
| Championships Record | <b>CR</b>  | 1:43.79                | Nijel AMOS      | BOT           | 18        | Barcelona (OS) 15 Jul 2012 |           |
| World Junior Leading | <b>WJL</b> | 1:43.95                | Alfred KIPKETER | KEN           | 18        | Eugene 27 Jul 2014         |           |
| Area Junior Record   | <b>AJR</b> | National Junior Record | <b>NJR</b>      | Personal Best | <b>PB</b> | Season Best                | <b>SB</b> |

27 July 2014 16:13 START TIME 29° C TEMPERATURE 35 % HUMIDITY

| PLACE | BIB  | NAME                      | COUNTRY | DATE of BIRTH | LANE | RESULT                    |
|-------|------|---------------------------|---------|---------------|------|---------------------------|
| 1     | 972  | Alfred KIPKETER           | KEN     | 28 Dec 96     | 4    | <b>1:43.95</b> <b>WJL</b> |
| 2     | 979  | Joshua Tiampati MASIKONDE | KEN     | 16 Aug 96     | 6    | <b>1:45.14</b> <b>PB</b>  |
| 3     | 1383 | Andreas ALMGREN           | SWE     | 12 Jun 95     | 3    | <b>1:45.65</b> <b>NJR</b> |
| 4     | 277  | Thiago ANDRÉ              | BRA     | 04 Aug 95     | 8    | <b>1:46.06</b> <b>PB</b>  |
| 5     | 565  | Jena UMAR                 | ETH     | 24 Dec 95     | 5    | <b>1:46.23</b> <b>PB</b>  |
| 6     | 1543 | Tre'tez KINNAIRD          | USA     | 13 Jan 95     | 1    | <b>1:47.13</b> <b>PB</b>  |
| 7     | 1385 | Kalle BERGLUND            | SWE     | 11 Mar 96     | 2    | <b>1:47.31</b> <b>PB</b>  |
| 8     | 661  | Kyle LANGFORD             | GBR     | 02 Feb 96     | 7    | <b>1:55.21</b>            |

|                    |      |                     |       |
|--------------------|------|---------------------|-------|
| INTERMEDIATE TIMES | 400m | 972 Alfred KIPKETER | 49.42 |
|--------------------|------|---------------------|-------|

| ALL-TIME TOP LIST |                                  |                |           | SEASON TOP LIST |                                 |                         |           |
|-------------------|----------------------------------|----------------|-----------|-----------------|---------------------------------|-------------------------|-----------|
| RESULT            | NAME                             | VENUE          | DATE      | RESULT          | NAME                            | VENUE                   | DATE      |
| 1:41.73           | Nijel AMOS (BOT)                 | London (OP)    | 9 Aug 12  | 1:43.95         | Alfred KIPKETER (KEN)           | Eugene                  | 27 Jul 14 |
| 1:42.37           | Mohammed AMAN (ETH)              | Bruxelles      | 6 Sep 13  | 1:44.69         | Robert Kiptoo BIWOTT (KEN)      | Shanghai                | 18 May 14 |
| 1:42.53           | Timothy KITUM (KEN)              | London (OP)    | 9 Aug 12  | 1:45.14         | Joshua Tiampati MASIKONDE (KEN) | Eugene                  | 27 Jul 14 |
| 1:42.69           | Abubaker KAKI (SUD)              | Oslo (Bislett) | 6 Jun 08  | 1:45.65         | Andreas ALMGREN (SWE)           | Eugene                  | 27 Jul 14 |
| 1:43.13           | Abraham Kipchirchir ROTICH (KEN) | Monaco         | 20 Jul 12 | 1:45.92         | Timothy CHERUIYOT (KEN)         | Nairobi (Nyayo Stadium) | 25 Jun 14 |
| 1:43.40           | Leonard Kirwa KOSENCHA (KEN)     | Monaco         | 20 Jul 12 | 1:46.06         | Thiago ANDRÉ (BRA)              | Eugene                  | 27 Jul 14 |
| 1:43.64           | Japheth KIMUTAI (KEN)            | Zürich         | 13 Aug 97 | 1:46.23         | Jena UMAR (ETH)                 | Eugene                  | 27 Jul 14 |
| 1:43.81           | Edwin Kiplaqat MELLY (KEN)       | Rieti          | 9 Sep 12  | 1:46.78         | Nikolaus FRANZMAIR (AUT)        | Regensburg              | 7 Jun 14  |
| 1:43.95           | Alfred KIPKETER (KEN)            | Eugene         | 27 Jul 14 | 1:46.84         | Patrick Kipchirchir MUTAI (KEN) | Nairobi (Nyayo Stadium) | 25 Jun 14 |
| 1:43.99           | David Mutinda MUTUA (KEN)        | Monaco         | 22 Jul 11 | 1:46.85         | Patrick Kiprotich RONOH (KEN)   | Hengelo                 | 8 Jun 14  |

# RESULT PROGRESSION

## 800 Metres Men - Final



| RECORDS                         | RESULT NAME                       | COUNTRY                 | AGE                   | VENUE          | DATE        |
|---------------------------------|-----------------------------------|-------------------------|-----------------------|----------------|-------------|
| World Junior Record <b>WJR</b>  | 1:41.73 Nijel AMOS                | BOT                     | 18                    | London (OP)    | 9 Aug 2012  |
| Championships Record <b>CR</b>  | 1:43.79 Nijel AMOS                | BOT                     | 18                    | Barcelona (OS) | 15 Jul 2012 |
| World Junior Leading <b>WJL</b> | 1:43.95 Alfred KIPKETER           | KEN                     | 18                    | Eugene         | 27 Jul 2014 |
| Area Junior Record <b>AJR</b>   | National Junior Record <b>NJR</b> | Personal Best <b>PB</b> | Season Best <b>SB</b> |                |             |

27 July 2014

| RANK | BIB  | NAME                      | COUNTRY | DATE of BIRTH | PHASE      | HEAT | LANE | PLACE | RESULT                     |
|------|------|---------------------------|---------|---------------|------------|------|------|-------|----------------------------|
| 1    | 972  | Alfred KIPKETER           | KEN     | 28 Dec 96     | Final      | 1    | 4    | 1     | <b>1:43.95</b> <b>WJL</b>  |
|      |      |                           |         |               | Semi-Final | 1    | 3    | 5     | <b>1:48.67 Q</b>           |
|      |      |                           |         |               | Round 1    | 3    | 4    | 9     | <b>1:49.80 Q</b>           |
| 2    | 979  | Joshua Tiampati MASIKONDE | KEN     | 16 Aug 96     | Final      | 1    | 6    | 2     | <b>1:45.14</b> <b>PB</b>   |
|      |      |                           |         |               | Semi-Final | 2    | 5    | 2     | <b>1:48.09 Q</b>           |
|      |      |                           |         |               | Round 1    | 5    | 3    | 1     | <b>1:47.84 Q</b>           |
| 3    | 1383 | Andreas ALMGREN           | SWE     | 12 Jun 95     | Final      | 1    | 3    | 3     | <b>1:45.65</b> <b>NJR</b>  |
|      |      |                           |         |               | Semi-Final | 2    | 3    | 8     | <b>1:48.87 Q</b>           |
|      |      |                           |         |               | Round 1    | 2    | 2    | 19    | <b>1:50.27 Q</b>           |
| 4    | 277  | Thiago ANDRÉ              | BRA     | 04 Aug 95     | Final      | 1    | 8    | 4     | <b>1:46.06</b> <b>PB</b>   |
|      |      |                           |         |               | Semi-Final | 3    | 5    | 3     | <b>1:48.16 Q</b>           |
|      |      |                           |         |               | Round 1    | 5    | 5    | 2     | <b>1:48.05 Q</b>           |
| 5    | 565  | Jena UMAR                 | ETH     | 24 Dec 95     | Final      | 1    | 5    | 5     | <b>1:46.23</b> <b>PB</b>   |
|      |      |                           |         |               | Semi-Final | 1    | 5    | 7     | <b>1:48.81 q</b>           |
|      |      |                           |         |               | Round 1    | 4    | 4    | 6     | <b>1:49.44 Q</b>           |
| 6    | 1543 | Tre'tez KINNAIRD          | USA     | 13 Jan 95     | Final      | 1    | 1    | 6     | <b>1:47.13</b> <b>PB</b>   |
|      |      |                           |         |               | Semi-Final | 3    | 6    | 1     | <b>1:48.04 Q</b>           |
|      |      |                           |         |               | Round 1    | 3    | 8    | 14    | <b>1:50.07 Q</b>           |
| 7    | 1385 | Kalle BERGLUND            | SWE     | 11 Mar 96     | Final      | 1    | 2    | 7     | <b>1:47.31</b> <b>PB</b>   |
|      |      |                           |         |               | Semi-Final | 3    | 2    | 4     | <b>1:48.57 q</b> <b>PB</b> |
|      |      |                           |         |               | Round 1    | 1    | 7    | 26    | <b>1:50.99 Q</b>           |
| 8    | 661  | Kyle LANGFORD             | GBR     | 02 Feb 96     | Final      | 1    | 7    | 8     | <b>1:55.21</b>             |
|      |      |                           |         |               | Semi-Final | 1    | 6    | 6     | <b>1:48.76 Q</b>           |
|      |      |                           |         |               | Round 1    | 4    | 3    | 8     | <b>1:49.73 Q</b>           |

**NOTE** IAAF Rule 163.3(a) - Lane infringement

| ALL-TIME TOP LIST |                                  |                |           | SEASON TOP LIST |                                 |                         |           |
|-------------------|----------------------------------|----------------|-----------|-----------------|---------------------------------|-------------------------|-----------|
| RESULT            | NAME                             | VENUE          | DATE      | RESULT          | NAME                            | VENUE                   | DATE      |
| 1:41.73           | Nijel AMOS (BOT)                 | London (OP)    | 9 Aug 12  | 1:43.95         | Alfred KIPKETER (KEN)           | Eugene                  | 27 Jul 14 |
| 1:42.37           | Mohammed AMAN (ETH)              | Bruxelles      | 6 Sep 13  | 1:44.69         | Robert Kiptoo BIWOTT (KEN)      | Shanghai                | 18 May 14 |
| 1:42.53           | Timothy KITUM (KEN)              | London (OP)    | 9 Aug 12  | 1:45.14         | Joshua Tiampati MASIKONDE (KEN) | Eugene                  | 27 Jul 14 |
| 1:42.69           | Abubaker KAKI (SUD)              | Oslo (Bislett) | 6 Jun 08  | 1:45.65         | Andreas ALMGREN (SWE)           | Eugene                  | 27 Jul 14 |
| 1:43.13           | Abraham Kipchirchir ROTICH (KEN) | Monaco         | 20 Jul 12 | 1:45.92         | Timothy CHERUIYOT (KEN)         | Nairobi (Nyayo Stadium) | 25 Jun 14 |
| 1:43.40           | Leonard Kirwa KOSENCHA (KEN)     | Monaco         | 20 Jul 12 | 1:46.06         | Thiago ANDRÉ (BRA)              | Eugene                  | 27 Jul 14 |
| 1:43.64           | Japheth KIMUTAI (KEN)            | Zürich         | 13 Aug 97 | 1:46.23         | Jena UMAR (ETH)                 | Eugene                  | 27 Jul 14 |
| 1:43.81           | Edwin Kiplaqaat MELLY (KEN)      | Rieti          | 9 Sep 12  | 1:46.78         | Nikolaus FRANZMAIR (AUT)        | Regensburg              | 7 Jun 14  |
| 1:43.95           | Alfred KIPKETER (KEN)            | Eugene         | 27 Jul 14 | 1:46.84         | Patrick Kipchirchir MUTAI (KEN) | Nairobi (Nyayo Stadium) | 25 Jun 14 |
| 1:43.99           | David Mutinda MUTUA (KEN)        | Monaco         | 22 Jul 11 | 1:46.85         | Patrick Kiprotich RONO (KEN)    | Hengelo                 | 8 Jun 14  |

# SUMMARY



## 800 Metres Men - Semi-Final

First 2 in each heat (Q) and the next 2 fastest (q) advance to the Final

| RECORDS              | RESULT     | NAME                         | COUNTRY    | AGE           | VENUE          | DATE        |           |
|----------------------|------------|------------------------------|------------|---------------|----------------|-------------|-----------|
| World Junior Record  | <b>WJR</b> | 1:41.73 Nijel AMOS           | BOT        | 18            | London (OP)    | 9 Aug 2012  |           |
| Championships Record | <b>CR</b>  | 1:43.79 Nijel AMOS           | BOT        | 18            | Barcelona (OS) | 15 Jul 2012 |           |
| World Junior Leading | <b>WJL</b> | 1:44.69 Robert Kiptoo BIWOTT | KEN        | 18            | Shanghai       | 18 May 2014 |           |
| Area Junior Record   | <b>AJR</b> | National Junior Record       | <b>NJR</b> | Personal Best | <b>PB</b>      | Season Best | <b>SB</b> |

26 July 2014

| RANK | PLACE | HEAT | LANE | BIB  | NAME                      | COUNTRY | DATE of BIRTH | RESULT                     |
|------|-------|------|------|------|---------------------------|---------|---------------|----------------------------|
| 1    | 1     | 3    | 6    | 1543 | Tre'tez KINNAIRD          | USA     | 13 Jan 95     | <b>1:48.04 Q</b>           |
| 2    | 1     | 2    | 5    | 979  | Joshua Tiampati MASIKONDE | KEN     | 16 Aug 96     | <b>1:48.09 Q</b>           |
| 3    | 2     | 3    | 5    | 277  | Thiago ANDRÉ              | BRA     | 04 Aug 95     | <b>1:48.16 Q</b>           |
| 4    | 3     | 3    | 2    | 1385 | Kalle BERGLUND            | SWE     | 11 Mar 96     | <b>1:48.57 q</b> <b>PB</b> |
| 5    | 1     | 1    | 3    | 972  | Alfred KIPKETER           | KEN     | 28 Dec 96     | <b>1:48.67 Q</b>           |
| 6    | 2     | 1    | 6    | 661  | Kyle LANGFORD             | GBR     | 02 Feb 96     | <b>1:48.76 Q</b>           |
| 7    | 3     | 1    | 5    | 565  | Jena UMAR                 | ETH     | 24 Dec 95     | <b>1:48.81 q</b>           |
| 8    | 2     | 2    | 3    | 1383 | Andreas ALMGREN           | SWE     | 12 Jun 95     | <b>1:48.87 Q</b>           |
| 9    | 4     | 3    | 3    | 190  | Nikolaus FRANZMAIR        | AUT     | 18 Feb 95     | <b>1:48.94</b>             |
| 10   | 5     | 3    | 8    | 856  | Enrico RICCOBON           | ITA     | 29 Mar 95     | <b>1:49.40</b>             |
| 11   | 3     | 2    | 4    | 609  | Nasredine KHATIR          | FRA     | 30 Jan 95     | <b>1:49.79</b>             |
| 12   | 4     | 2    | 6    | 807  | Karl GRIFFIN              | IRL     | 05 Jun 95     | <b>1:49.97</b>             |
| 13   | 5     | 2    | 2    | 1333 | Lucijan ZALOKAR           | SLO     | 15 Jun 95     | <b>1:50.06</b>             |
| 14   | 6     | 2    | 1    | 259  | Yan SLOMA                 | BLR     | 05 Mar 95     | <b>1:50.19</b>             |
| 15   | 7     | 2    | 7    | 532  | Axel VIVES                | ESP     | 03 May 96     | <b>1:50.81</b>             |
| 16   | 4     | 1    | 1    | 1096 | Tony VAN DIEPEN           | NED     | 17 Apr 96     | <b>1:50.86</b>             |
| 17   | 8     | 2    | 8    | 641  | Theo BLUNDELL             | GBR     | 30 Nov 95     | <b>1:51.12</b>             |
| 18   | 6     | 3    | 1    | 104  | Takieddine HEDEILLI       | ALG     | 06 Jun 96     | <b>1:51.28</b>             |
| 19   | 7     | 3    | 4    | 562  | Mamush LENCHA             | ETH     | 24 Mar 96     | <b>1:51.41</b>             |
| 20   | 5     | 1    | 2    | 1225 | Andres GONZALEZ           | PUR     | 25 Jan 96     | <b>1:51.53</b>             |
| 21   | 6     | 1    | 4    | 246  | Aurele VANDEPUTTE         | BEL     | 14 May 95     | <b>1:51.57</b>             |
| 22   | 7     | 1    | 7    | 192  | Dominik STADLMANN         | AUT     | 04 Jun 95     | <b>1:52.73</b>             |
| 23   | 8     | 1    | 8    | 152  | Luke MATHEWS              | AUS     | 21 Jun 95     | <b>1:55.92</b>             |
|      |       | 3    | 7    | 1300 | Konstantin TOLOKONNIKOV   | RUS     | 26 Feb 96     | <b>DNF</b>                 |

| ALL-TIME TOP LIST |                                  |                 |           | SEASON TOP LIST |                                 |                         |           |
|-------------------|----------------------------------|-----------------|-----------|-----------------|---------------------------------|-------------------------|-----------|
| RESULT            | NAME                             | VENUE           | DATE      | RESULT          | NAME                            | VENUE                   | DATE      |
| 1:41.73           | Nijel AMOS (BOT)                 | London (OP)     | 9 Aug 12  | 1:44.69         | Robert Kiptoo BIWOTT (KEN)      | Shanghai                | 18 May 14 |
| 1:42.37           | Mohammed AMAN (ETH)              | Bruxelles       | 6 Sep 13  | 1:45.67         | Alfred KIPKETER (KEN)           | Nairobi (Nyayo Stadium) | 25 Jun 14 |
| 1:42.53           | Timothy KITUM (KEN)              | London (OP)     | 9 Aug 12  | 1:45.85         | Joshua Tiampati MASIKONDE (KEN) | obi (Nyayo Stadium)     | 25 Jun 14 |
| 1:42.69           | Abubaker KAKI (SUD)              | Ostlo (Bislett) | 6 Jun 08  | 1:45.92         | Timothy CHERUIYOT (KEN)         | Nairobi (Nyayo Stadium) | 25 Jun 14 |
| 1:43.13           | Abraham Kipchirchir ROTICH (KEN) | Monaco          | 20 Jul 12 | 1:46.78         | Nikolaus FRANZMAIR (AUT)        | Regensburg              | 7 Jun 14  |
| 1:43.40           | Leonard Kirwa KOSENCHA (KEN)     | Monaco          | 20 Jul 12 | 1:46.84         | Patrick Kipchirchir MUTAI (KEN) | Nairobi (Nyayo Stadium) | 25 Jun 14 |
| 1:43.64           | Japheth KIMUTAI (KEN)            | Zürich          | 13 Aug 97 | 1:46.85         | Patrick Kiprotich RONO (KEN)    | Hengelo                 | 8 Jun 14  |
| 1:43.81           | Edwin Kiplagat MELLY (KEN)       | Rieti           | 9 Sep 12  | 1:46.88         | Mamush LENCHA (ETH)             | Rehlingen               | 9 Jun 14  |
| 1:43.99           | David Mutinda MUTUA (KEN)        | Monaco          | 22 Jul 11 | 1:46.99         | Andreas ALMGREN (SWE)           | Sollentuna              | 26 Jun 14 |
| 1:44.02           | Belal Mansoor ALI (BRN)          | Rieti           | 9 Sep 07  | 1:47.00         | Jena UMAR (ETH)                 | Addis Ababa             | 12 Jun 14 |

# RESULTS



## 800 Metres Men - Semi-Final

First 2 in each heat (Q) and the next 2 fastest (q) advance to the Final

| RECORDS              | RESULT     | NAME                   | COUNTRY              | AGE           | VENUE     | DATE                       |           |
|----------------------|------------|------------------------|----------------------|---------------|-----------|----------------------------|-----------|
| World Junior Record  | <b>WJR</b> | 1:41.73                | Nijel AMOS           | BOT           | 18        | London (OP) 9 Aug 2012     |           |
| Championships Record | <b>CR</b>  | 1:43.79                | Nijel AMOS           | BOT           | 18        | Barcelona (OS) 15 Jul 2012 |           |
| World Junior Leading | <b>WJL</b> | 1:44.69                | Robert Kiptoo BIWOTT | KEN           | 18        | Shanghai 18 May 2014       |           |
| Area Junior Record   | <b>AJR</b> | National Junior Record | <b>NJR</b>           | Personal Best | <b>PB</b> | Season Best                | <b>SB</b> |

### Heat 1

3

26 July 2014 16:21 START TIME

31° C TEMPERATURE 27 % HUMIDITY

| PLACE | BIB  | NAME              | COUNTRY | DATE of BIRTH | LANE | RESULT           |
|-------|------|-------------------|---------|---------------|------|------------------|
| 1     | 972  | Alfred KIPKETER   | KEN     | 28 Dec 96     | 3    | <b>1:48.67 Q</b> |
| 2     | 661  | Kyle LANGFORD     | GBR     | 02 Feb 96     | 6    | <b>1:48.76 Q</b> |
| 3     | 565  | Jena UMAR         | ETH     | 24 Dec 95     | 5    | <b>1:48.81 q</b> |
| 4     | 1096 | Tony VAN DIEPEN   | NED     | 17 Apr 96     | 1    | <b>1:50.86</b>   |
| 5     | 1225 | Andres GONZALEZ   | PUR     | 25 Jan 96     | 2    | <b>1:51.53</b>   |
| 6     | 246  | Aurele VANDEPUTTE | BEL     | 14 May 95     | 4    | <b>1:51.57</b>   |
| 7     | 192  | Dominik STADLMANN | AUT     | 04 Jun 95     | 7    | <b>1:52.73</b>   |
| 8     | 152  | Luke MATHEWS      | AUS     | 21 Jun 95     | 8    | <b>1:55.92</b>   |

|                    |      |                     |       |
|--------------------|------|---------------------|-------|
| INTERMEDIATE TIMES | 400m | 972 Alfred KIPKETER | 54.36 |
|--------------------|------|---------------------|-------|

### Heat 2

3

26 July 2014 16:30 START TIME

31° C TEMPERATURE 27 % HUMIDITY

| PLACE | BIB  | NAME                      | COUNTRY | DATE of BIRTH | LANE | RESULT           |
|-------|------|---------------------------|---------|---------------|------|------------------|
| 1     | 979  | Joshua Tiampati MASIKONDE | KEN     | 16 Aug 96     | 5    | <b>1:48.09 Q</b> |
| 2     | 1383 | Andreas ALMGREN           | SWE     | 12 Jun 95     | 3    | <b>1:48.87 Q</b> |
| 3     | 609  | Nasredine KHATIR          | FRA     | 30 Jan 95     | 4    | <b>1:49.79</b>   |
| 4     | 807  | Karl GRIFFIN              | IRL     | 05 Jun 95     | 6    | <b>1:49.97</b>   |
| 5     | 1333 | Lucijan ZALOKAR           | SLO     | 15 Jun 95     | 2    | <b>1:50.06</b>   |
| 6     | 259  | Yan SLOMA                 | BLR     | 05 Mar 95     | 1    | <b>1:50.19</b>   |
| 7     | 532  | Axel VIVES                | ESP     | 03 May 96     | 7    | <b>1:50.81</b>   |
| 8     | 641  | Theo BLUNDELL             | GBR     | 30 Nov 95     | 8    | <b>1:51.12</b>   |

|                    |      |                               |       |
|--------------------|------|-------------------------------|-------|
| INTERMEDIATE TIMES | 400m | 979 Joshua Tiampati MASIKONDE | 53.94 |
|--------------------|------|-------------------------------|-------|

### Heat 3

3

26 July 2014 16:38 START TIME

31° C TEMPERATURE 27 % HUMIDITY

| PLACE | BIB  | NAME                    | COUNTRY | DATE of BIRTH | LANE | RESULT                     |
|-------|------|-------------------------|---------|---------------|------|----------------------------|
| 1     | 1543 | Tre'tez KINNAIRD        | USA     | 13 Jan 95     | 6    | <b>1:48.04 Q</b>           |
| 2     | 277  | Thiago ANDRÉ            | BRA     | 04 Aug 95     | 5    | <b>1:48.16 Q</b>           |
| 3     | 1385 | Kalle BERGLUND          | SWE     | 11 Mar 96     | 2    | <b>1:48.57 q</b> <b>PB</b> |
| 4     | 190  | Nikolaus FRANZMAIR      | AUT     | 18 Feb 95     | 3    | <b>1:48.94</b>             |
| 5     | 856  | Enrico RICCOBON         | ITA     | 29 Mar 95     | 8    | <b>1:49.40</b>             |
| 6     | 104  | Takieddine HEDEILLI     | ALG     | 06 Jun 96     | 1    | <b>1:51.28</b>             |
| 7     | 562  | Mamush LENCHA           | ETH     | 24 Mar 96     | 4    | <b>1:51.41</b>             |
|       | 1300 | Konstantin TOLOKONNIKOV | RUS     | 26 Feb 96     | 7    | <b>DNF</b>                 |

|                    |      |                       |       |
|--------------------|------|-----------------------|-------|
| INTERMEDIATE TIMES | 400m | 1543 Tre'tez KINNAIRD | 53.86 |
|--------------------|------|-----------------------|-------|





**RESULTS**  
**800 Metres Men - Semi-Final**

| ALL-TIME TOP LIST |                                  |                |           | SEASON TOP LIST |   |                         |           |
|-------------------|----------------------------------|----------------|-----------|-----------------|---|-------------------------|-----------|
| RESULT            | NAME                             | VENUE          | DATE      | RESULT          | NAME  | VENUE                   | DATE      |
| 1:41.73           | Nijel AMOS (BOT)                 | London (OP)    | 9 Aug 12  | 1:44.69         | Robert Kiptoo BIWOTT (KEN)                          | Shanghai                | 18 May 14 |
| 1:42.37           | Mohammed AMAN (ETH)              | Bruxelles      | 6 Sep 13  | 1:45.67         | Alfred KIPKETER (KEN)                               | Nairobi (Nyayo Stadium) | 25 Jun 14 |
| 1:42.53           | Timothy KITUM (KEN)              | London (OP)    | 9 Aug 12  | 1:45.85         | Joshua Tiampati MASIKONDE (KEN) obi (Nyayo Stadium) |                         | 25 Jun 14 |
| 1:42.69           | Abubaker KAKI (SUD)              | Osto (Bislett) | 6 Jun 08  | 1:45.92         | Timothy CHERUIYOT (KEN)                             | Nairobi (Nyayo Stadium) | 25 Jun 14 |
| 1:43.13           | Abraham Kipchirchir ROTICH (KEN) | Monaco         | 20 Jul 12 | 1:46.78         | Nikolaus FRANZMAIR (AUT)                            | Regensburg              | 7 Jun 14  |
| 1:43.40           | Leonard Kirwa KOSENCHA (KEN)     | Monaco         | 20 Jul 12 | 1:46.84         | Patrick Kipchirchir MUTAI (KEN)                     | Nairobi (Nyayo Stadium) | 25 Jun 14 |
| 1:43.64           | Japheth KIMUTAI (KEN)            | Zürich         | 13 Aug 97 | 1:46.85         | Patrick Kiprotich RONOH (KEN)                       | Hengelo                 | 8 Jun 14  |
| 1:43.81           | Edwin Kiplaqat MELLY (KEN)       | Rieti          | 9 Sep 12  | 1:46.88         | Mamush LENCHA (ETH)                                 | Rehlingen               | 9 Jun 14  |
| 1:43.99           | David Mutinda MUTUA (KEN)        | Monaco         | 22 Jul 11 | 1:46.99         | Andreas ALMGREN (SWE)                               | Sollentuna              | 26 Jun 14 |
| 1:44.02           | Belal Mansoor ALI (BRN)          | Rieti          | 9 Sep 07  | 1:47.00         | Jena UMAR (ETH)                                     | Addis Ababa             | 12 Jun 14 |



## SUMMARY



## 800 Metres Men - Round 1

First 3 in each heat (Q) and the next 6 fastest (q) advance to the Semi-Finals

| RECORDS              | RESULT     | NAME                   | COUNTRY              | AGE           | VENUE     | DATE                       |           |
|----------------------|------------|------------------------|----------------------|---------------|-----------|----------------------------|-----------|
| World Junior Record  | <b>WJR</b> | 1:41.73                | Nijel AMOS           | BOT           | 18        | London (OP) 9 Aug 2012     |           |
| Championships Record | <b>CR</b>  | 1:43.79                | Nijel AMOS           | BOT           | 18        | Barcelona (OS) 15 Jul 2012 |           |
| World Junior Leading | <b>WJL</b> | 1:44.69                | Robert Kiptoo BIWOTT | KEN           | 18        | Shanghai 18 May 2014       |           |
| Area Junior Record   | <b>AJR</b> | National Junior Record | <b>NJR</b>           | Personal Best | <b>PB</b> | Season Best                | <b>SB</b> |

25 July 2014

| RANK | PLACE | HEAT | LANE | BIB  | NAME                       | COUNTRY | DATE of BIRTH | RESULT                     |
|------|-------|------|------|------|----------------------------|---------|---------------|----------------------------|
| 1    | 1     | 5    | 3    | 979  | Joshua Tiampati MASIKONDE  | KEN     | 16 Aug 96     | <b>1:47.84 Q</b>           |
| 2    | 2     | 5    | 5    | 277  | Thiago ANDRÉ               | BRA     | 04 Aug 95     | <b>1:48.05 Q</b>           |
| 3    | 3     | 5    | 1    | 192  | Dominik STADLMANN          | AUT     | 04 Jun 95     | <b>1:49.07 Q</b> <b>PB</b> |
| 4    | 1     | 6    | 3    | 190  | Nikolaus FRANZMAIR         | AUT     | 18 Feb 95     | <b>1:49.30 Q</b>           |
| 5    | 4     | 5    | 4    | 246  | Aurele VANDEPUTTE          | BEL     | 14 May 95     | <b>1:49.40 q</b>           |
| 6    | 1     | 4    | 4    | 565  | Jena UMAR                  | ETH     | 24 Dec 95     | <b>1:49.44 Q</b>           |
| 7    | 5     | 5    | 6    | 259  | Yan SLOMA                  | BLR     | 05 Mar 95     | <b>1:49.48 q</b> <b>PB</b> |
| 8    | 2     | 4    | 3    | 661  | Kyle LANGFORD              | GBR     | 02 Feb 96     | <b>1:49.73 Q</b>           |
| 9    | 1     | 3    | 4    | 972  | Alfred KIPKETER            | KEN     | 28 Dec 96     | <b>1:49.80 Q</b>           |
| 10   | 6     | 5    | 2    | 1333 | Lucijan ZALOKAR            | SLO     | 15 Jun 95     | <b>1:49.84 q</b>           |
| 11   | 2     | 6    | 6    | 641  | Theo BLUNDELL              | GBR     | 30 Nov 95     | <b>1:49.89 Q</b>           |
| 12   | 3     | 4    | 7    | 856  | Enrico RICCOBON            | ITA     | 29 Mar 95     | <b>1:49.96 Q</b>           |
| 13   | 2     | 3    | 5    | 1096 | Tony VAN DIEPEN            | NED     | 17 Apr 96     | <b>1:50.04 Q</b>           |
| 14   | 3     | 3    | 8    | 1543 | Tre'tez KINNAIRD           | USA     | 13 Jan 95     | <b>1:50.07 Q</b>           |
| 15   | 3     | 6    | 1    | 1225 | Andres GONZALEZ            | PUR     | 25 Jan 96     | <b>1:50.10 Q</b> <b>PB</b> |
| 16   | 4     | 6    | 4    | 104  | Takieddine HEDEILLI        | ALG     | 06 Jun 96     | <b>1:50.15 q</b>           |
| 17   | 4     | 3    | 2    | 609  | Nasredine KHATIR           | FRA     | 30 Jan 95     | <b>1:50.18 q</b>           |
| 18   | 4     | 4    | 8    | 1300 | Konstantin TOLOKONNIKOV    | RUS     | 26 Feb 96     | <b>1:50.19 q</b>           |
| 19   | 1     | 2    | 2    | 1383 | Andreas ALMGREN            | SWE     | 12 Jun 95     | <b>1:50.27 Q</b>           |
| 20   | 5     | 6    | 2    | 516  | Alberto GUERRERO           | ESP     | 04 Apr 95     | <b>1:50.53</b>             |
| 21   | 2     | 2    | 8    | 807  | Karl GRIFFIN               | IRL     | 05 Jun 95     | <b>1:50.69 Q</b>           |
| 22   | 1     | 1    | 1    | 152  | Luke MATHEWS               | AUS     | 21 Jun 95     | <b>1:50.76 Q</b>           |
| 23   | 3     | 2    | 4    | 532  | Axel VIVES                 | ESP     | 03 May 96     | <b>1:50.77 Q</b>           |
| 24   | 6     | 6    | 7    | 1235 | Abubaker Haydar ABDALLA    | QAT     | 28 Aug 96     | <b>1:50.79</b>             |
| 25   | 5     | 4    | 2    | 1093 | Vincent HAZELEGER          | NED     | 21 Aug 95     | <b>1:50.90</b>             |
| 26   | 2     | 1    | 7    | 1385 | Kalle BERGLUND             | SWE     | 11 Mar 96     | <b>1:50.99 Q</b>           |
| 27   | 4     | 2    | 1    | 150  | Jordan MAKINS              | AUS     | 19 Apr 95     | <b>1:51.02</b>             |
| 28   | 3     | 1    | 8    | 562  | Mamush LENCHA              | ETH     | 24 Mar 96     | <b>1:51.23 Q</b>           |
| 29   | 5     | 3    | 3    | 329  | Elijah SILVA               | CAN     | 06 Jul 95     | <b>1:51.26</b>             |
| 30   | 4     | 1    | 3    | 1223 | Andrés ARROYO              | PUR     | 07 Jun 95     | <b>1:51.63</b>             |
| 31   | 5     | 2    | 6    | 325  | Robert HEPPENSTALL         | CAN     | 28 Feb 97     | <b>1:51.66</b>             |
| 32   | 6     | 3    | 6    | 1466 | Utku ÇOBANOGLU             | TUR     | 08 Feb 95     | <b>1:51.73</b>             |
| 33   | 7     | 6    | 8    | 1038 | Jawad DOUHRI               | MAR     | 10 Apr 96     | <b>1:51.76</b>             |
| 34   | 7     | 5    | 7    | 851  | Lorenzo PILATI             | ITA     | 23 Feb 96     | <b>1:51.87</b>             |
| 35   | 6     | 4    | 6    | 895  | Kevon ROBINSON             | JAM     | 18 Jan 95     | <b>1:51.89</b>             |
| 36   | 7     | 3    | 1    | 506  | Abraham TSEGAY TESFAMARIAM | ERI     | 12 Feb 96     | <b>1:52.16</b>             |
| 37   | 6     | 2    | 5    | 1359 | Jonas SCHÖPFER             | SUI     | 30 Jun 96     | <b>1:52.26</b>             |
| 38   | 5     | 1    | 4    | 713  | Marc REUTHER               | GER     | 23 Jun 96     | <b>1:52.33</b>             |



**SUMMARY**  
**800 Metres Men - Round 1**

25 July 2014

| RANK | PLACE | HEAT | LANE | BIB  | NAME                    | COUNTRY | DATE of BIRTH | RESULT             |
|------|-------|------|------|------|-------------------------|---------|---------------|--------------------|
| 39   | 7     | 2    | 7    | 472  | Kristian Ulbjerg HANSEN | DEN     | 15 Aug 96     | <b>1:52.35</b>     |
| 40   | 7     | 4    | 5    | 1057 | Jesús Tonatiu LÓPEZ     | MEX     | 02 Aug 97     | <b>1:52.59</b>     |
| 41   | 8     | 3    | 7    | 778  | Gergő KISS              | HUN     | 24 Jul 95     | <b>1:52.73</b>     |
| 42   | 8     | 6    | 5    | 810  | Robert TULLY            | IRL     | 25 Aug 95     | <b>1:52.86</b>     |
| 43   | 8     | 2    | 3    | 1545 | Myles MARSHALL          | USA     | 08 Dec 97     | <b>1:53.98</b>     |
| 44   | 6     | 1    | 5    | 393  | Rosel LUSANGA KAFWA     | COD     |               | <b>1:54.81</b> PB  |
| 45   | 7     | 1    | 2    | 1238 | Mohamed El Nour MOHAMED | QAT     | 18 Mar 96     | <b>1:55.17</b>     |
| 46   | 8     | 4    | 1    | 1440 | Nicholas LANDEAU        | TTO     | 30 Jan 95     | <b>1:56.40</b>     |
| 47   | 8     | 5    | 8    | 113  | Pol MOYA                | AND     | 09 Dec 96     | <b>1:58.44</b>     |
|      |       | 1    | 6    | 1067 | Omar ROSALES            | MEX     | 14 Jan 95     | <b>DQ</b> 163.3(a) |

**NOTE** IAAF Rule 163.3(a) - Lane infringement

| ALL-TIME TOP LIST |                                  |                |           | SEASON TOP LIST |                                 |                         |           |
|-------------------|----------------------------------|----------------|-----------|-----------------|---------------------------------|-------------------------|-----------|
| RESULT            | NAME                             | VENUE          | DATE      | RESULT          | NAME                            | VENUE                   | DATE      |
| 1:41.73           | Nijel AMOS (BOT)                 | London (OP)    | 9 Aug 12  | 1:44.69         | Robert Kiptoo BIWOTT (KEN)      | Shanghai                | 18 May 14 |
| 1:42.37           | Mohammed AMAN (ETH)              | Bruxelles      | 6 Sep 13  | 1:45.67         | Alfred KIPKETER (KEN)           | Nairobi (Nyayo Stadium) | 25 Jun 14 |
| 1:42.53           | Timothy KITUM (KEN)              | London (OP)    | 9 Aug 12  | 1:45.85         | Joshua Tiampati MASIKONDE (KEN) | obi (Nyayo Stadium)     | 25 Jun 14 |
| 1:42.69           | Abubaker KAKI (SUD)              | Oslo (Bislett) | 6 Jun 08  | 1:45.92         | Timothy CHERUIYOT (KEN)         | Nairobi (Nyayo Stadium) | 25 Jun 14 |
| 1:43.13           | Abraham Kipchirchir ROTICH (KEN) | Monaco         | 20 Jul 12 | 1:46.78         | Nikolaus FRANZMAIR (AUT)        | Regensburg              | 7 Jun 14  |
| 1:43.40           | Leonard Kirwa KOSENCHA (KEN)     | Monaco         | 20 Jul 12 | 1:46.84         | Patrick Kipchirchir MUTAI (KEN) | Nairobi (Nyayo Stadium) | 25 Jun 14 |
| 1:43.64           | Japheth KIMUTAI (KEN)            | Zürich         | 13 Aug 97 | 1:46.85         | Patrick Kiprotich RONOH (KEN)   | Hengelo                 | 8 Jun 14  |
| 1:43.81           | Edwin Kiplaqaq MELLY (KEN)       | Rieti          | 9 Sep 12  | 1:46.88         | Mamush LENCHA (ETH)             | Rehlingen               | 9 Jun 14  |
| 1:43.99           | David Mutinda MUTUA (KEN)        | Monaco         | 22 Jul 11 | 1:46.99         | Andreas ALMGREN (SWE)           | Sollentuna              | 26 Jun 14 |
| 1:44.02           | Belal Mansoor ALI (BRN)          | Rieti          | 9 Sep 07  | 1:47.00         | Jena UMAR (ETH)                 | Addis Ababa             | 12 Jun 14 |



# RESULTS



## 800 Metres Men - Round 1

First 3 in each heat (Q) and the next 6 fastest (q) advance to the Semi-Finals

| RECORDS                         | RESULT NAME                       | COUNTRY                 | AGE                   | VENUE          | DATE        |
|---------------------------------|-----------------------------------|-------------------------|-----------------------|----------------|-------------|
| World Junior Record <b>WJR</b>  | 1:41.73 Nijel AMOS                | BOT                     | 18                    | London (OP)    | 9 Aug 2012  |
| Championships Record <b>CR</b>  | 1:43.79 Nijel AMOS                | BOT                     | 18                    | Barcelona (OS) | 15 Jul 2012 |
| World Junior Leading <b>WJL</b> | 1:44.69 Robert Kiptoo BIWOTT      | KEN                     | 18                    | Shanghai       | 18 May 2014 |
| Area Junior Record <b>AJR</b>   | National Junior Record <b>NJR</b> | Personal Best <b>PB</b> | Season Best <b>SB</b> |                |             |

### Heat 1

6

25 July 2014 12:48 START TIME

22° C TEMPERATURE 50 % HUMIDITY

| PLACE | BIB  | NAME                    | COUNTRY | DATE of BIRTH | LANE | RESULT            |
|-------|------|-------------------------|---------|---------------|------|-------------------|
| 1     | 152  | Luke MATHEWS            | AUS     | 21 Jun 95     | 1    | 1:50.76 Q         |
| 2     | 1385 | Kalle BERGLUND          | SWE     | 11 Mar 96     | 7    | 1:50.99 Q         |
| 3     | 562  | Mamush LENCHA           | ETH     | 24 Mar 96     | 8    | 1:51.23 Q         |
| 4     | 1223 | Andrés ARROYO           | PUR     | 07 Jun 95     | 3    | 1:51.63           |
| 5     | 713  | Marc REUTHER            | GER     | 23 Jun 96     | 4    | 1:52.33           |
| 6     | 393  | Rosel LUSANGA KAFWA     | COD     |               | 5    | 1:54.81 <b>PB</b> |
| 7     | 1238 | Mohamed El Nour MOHAMED | QAT     | 18 Mar 96     | 2    | 1:55.17           |
|       | 1067 | Omar ROSALES            | MEX     | 14 Jan 95     | 6    | DQ 163.3(a)       |

**NOTE** IAAF Rule 163.3(a) - Lane infringement

**INTERMEDIATE TIMES** 400m 1385 Kalle BERGLUND 57.26

### Heat 2

6

25 July 2014 12:55 START TIME

22° C TEMPERATURE 50 % HUMIDITY

| PLACE | BIB  | NAME                     | COUNTRY | DATE of BIRTH | LANE | RESULT    |
|-------|------|--------------------------|---------|---------------|------|-----------|
| 1     | 1383 | Andreas ALMGREN          | SWE     | 12 Jun 95     | 2    | 1:50.27 Q |
| 2     | 807  | Karl GRIFFIN             | IRL     | 05 Jun 95     | 8    | 1:50.69 Q |
| 3     | 532  | Axel VIVES               | ESP     | 03 May 96     | 4    | 1:50.77 Q |
| 4     | 150  | Jordan MAKINS            | AUS     | 19 Apr 95     | 1    | 1:51.02   |
| 5     | 325  | Robert HEPPENSTALL       | CAN     | 28 Feb 97     | 6    | 1:51.66   |
| 6     | 1359 | Jonas SCHÖPFER           | SUI     | 30 Jun 96     | 5    | 1:52.26   |
| 7     | 472  | Kristian Uldbjerg HANSEN | DEN     | 15 Aug 96     | 7    | 1:52.35   |
| 8     | 1545 | Myles MARSHALL           | USA     | 08 Dec 97     | 3    | 1:53.98   |

**INTERMEDIATE TIMES** 400m 1383 Andreas ALMGREN 55.17

### Heat 3

6

25 July 2014 13:01 START TIME

22° C TEMPERATURE 50 % HUMIDITY

| PLACE | BIB  | NAME                       | COUNTRY | DATE of BIRTH | LANE | RESULT    |
|-------|------|----------------------------|---------|---------------|------|-----------|
| 1     | 972  | Alfred KIPKETER            | KEN     | 28 Dec 96     | 4    | 1:49.80 Q |
| 2     | 1096 | Tony VAN DIEPEN            | NED     | 17 Apr 96     | 5    | 1:50.04 Q |
| 3     | 1543 | Tre'tez KINNAIRD           | USA     | 13 Jan 95     | 8    | 1:50.07 Q |
| 4     | 609  | Nasredine KHATIR           | FRA     | 30 Jan 95     | 2    | 1:50.18 q |
| 5     | 329  | Elijah SILVA               | CAN     | 06 Jul 95     | 3    | 1:51.26   |
| 6     | 1466 | Utku ÇOBANOGLU             | TUR     | 08 Feb 95     | 6    | 1:51.73   |
| 7     | 506  | Abraham TSEGAY TESFAMARIAM | ERI     | 12 Feb 96     | 1    | 1:52.16   |
| 8     | 778  | Gergő KISS                 | HUN     | 24 Jul 95     | 7    | 1:52.73   |

**INTERMEDIATE TIMES** 400m 972 Alfred KIPKETER 54.79

**RESULTS**  
**800 Metres Men - Round 1**

**Heat 4** **6**

25 July 2014 13:07 START TIME 22° C TEMPERATURE 50 % HUMIDITY

| PLACE | BIB  | NAME                    | COUNTRY | DATE of BIRTH | LANE | RESULT           |
|-------|------|-------------------------|---------|---------------|------|------------------|
| 1     | 565  | Jena UMAR               | ETH     | 24 Dec 95     | 4    | <b>1:49.44 Q</b> |
| 2     | 661  | Kyle LANGFORD           | GBR     | 02 Feb 96     | 3    | <b>1:49.73 Q</b> |
| 3     | 856  | Enrico RICCOBON         | ITA     | 29 Mar 95     | 7    | <b>1:49.96 Q</b> |
| 4     | 1300 | Konstantin TOLOKONNIKOV | RUS     | 26 Feb 96     | 8    | <b>1:50.19 q</b> |
| 5     | 1093 | Vincent HAZELEGER       | NED     | 21 Aug 95     | 2    | <b>1:50.90</b>   |
| 6     | 895  | Kevon ROBINSON          | JAM     | 18 Jan 95     | 6    | <b>1:51.89</b>   |
| 7     | 1057 | Jesús Tonatui LÓPEZ     | MEX     | 02 Aug 97     | 5    | <b>1:52.59</b>   |
| 8     | 1440 | Nicholas LANDEAU        | TTO     | 30 Jan 95     | 1    | <b>1:56.40</b>   |

INTERMEDIATE TIMES 400m 565 Jena UMAR 54.31

**Heat 5** **6**

25 July 2014 13:13 START TIME 24° C TEMPERATURE 41 % HUMIDITY

| PLACE | BIB  | NAME                      | COUNTRY | DATE of BIRTH | LANE | RESULT                     |
|-------|------|---------------------------|---------|---------------|------|----------------------------|
| 1     | 979  | Joshua Tiampati MASIKONDE | KEN     | 16 Aug 96     | 3    | <b>1:47.84 Q</b>           |
| 2     | 277  | Thiago ANDRÈ              | BRA     | 04 Aug 95     | 5    | <b>1:48.05 Q</b>           |
| 3     | 192  | Dominik STADLMANN         | AUT     | 04 Jun 95     | 1    | <b>1:49.07 Q</b> <b>PB</b> |
| 4     | 246  | Aurele VANDEPUTTE         | BEL     | 14 May 95     | 4    | <b>1:49.40 q</b>           |
| 5     | 259  | Yan SLOMA                 | BLR     | 05 Mar 95     | 6    | <b>1:49.48 q</b> <b>PB</b> |
| 6     | 1333 | Lucijan ZALOKAR           | SLO     | 15 Jun 95     | 2    | <b>1:49.84 q</b>           |
| 7     | 851  | Lorenzo PILATI            | ITA     | 23 Feb 96     | 7    | <b>1:51.87</b>             |
| 8     | 113  | Pol MOYA                  | AND     | 09 Dec 96     | 8    | <b>1:58.44</b>             |

INTERMEDIATE TIMES 400m 979 Joshua Tiampati MASIKONDE 53.24

**Heat 6** **6**

25 July 2014 13:18 START TIME 24° C TEMPERATURE 41 % HUMIDITY

| PLACE | BIB  | NAME                    | COUNTRY | DATE of BIRTH | LANE | RESULT                     |
|-------|------|-------------------------|---------|---------------|------|----------------------------|
| 1     | 190  | Nikolaus FRANZMAIR      | AUT     | 18 Feb 95     | 3    | <b>1:49.30 Q</b>           |
| 2     | 641  | Theo BLUNDELL           | GBR     | 30 Nov 95     | 6    | <b>1:49.89 Q</b>           |
| 3     | 1225 | Andres GONZALEZ         | PUR     | 25 Jan 96     | 1    | <b>1:50.10 Q</b> <b>PB</b> |
| 4     | 104  | Takieddine HEDEILLI     | ALG     | 06 Jun 96     | 4    | <b>1:50.15 q</b>           |
| 5     | 516  | Alberto GUERRERO        | ESP     | 04 Apr 95     | 2    | <b>1:50.53</b>             |
| 6     | 1235 | Abubaker Haydar ABDALLA | QAT     | 28 Aug 96     | 7    | <b>1:50.79</b>             |
| 7     | 1038 | Jawad DOUHRI            | MAR     | 10 Apr 96     | 8    | <b>1:51.76</b>             |
| 8     | 810  | Robert TULLY            | IRL     | 25 Aug 95     | 5    | <b>1:52.86</b>             |

INTERMEDIATE TIMES 400m 810 Robert TULLY 52.07

| ALL-TIME TOP LIST |                                  |                |           | SEASON TOP LIST |                                     |                         |           |
|-------------------|----------------------------------|----------------|-----------|-----------------|-------------------------------------|-------------------------|-----------|
| RESULT            | NAME                             | VENUE          | DATE      | RESULT          | NAME                                | VENUE                   | DATE      |
| 1:41.73           | Nijel AMOS (BOT)                 | London (OP)    | 9 Aug 12  | 1:44.69         | Robert Kiptoo BIWOTT (KEN)          | Shanghai                | 18 May 14 |
| 1:42.37           | Mohammed AMAN (ETH)              | Bruxelles      | 6 Sep 13  | 1:45.67         | Alfred KIPKETER (KEN)               | Nairobi (Nyayo Stadium) | 25 Jun 14 |
| 1:42.53           | Timothy KITUM (KEN)              | London (OP)    | 9 Aug 12  | 1:45.85         | Joshua Tiampati MASIKONDE (KEN) obi | Nyayo Stadium)          | 25 Jun 14 |
| 1:42.69           | Abubaker KAKI (SUD)              | Oslo (Bislett) | 6 Jun 08  | 1:45.92         | Timothy CHERUIYOT (KEN)             | Nairobi (Nyayo Stadium) | 25 Jun 14 |
| 1:43.13           | Abraham Kipchirchir ROTICH (KEN) | Monaco         | 20 Jul 12 | 1:46.78         | Nikolaus FRANZMAIR (AUT)            | Regensburg              | 7 Jun 14  |
| 1:43.40           | Leonard Kirwa KOSENCHA (KEN)     | Monaco         | 20 Jul 12 | 1:46.84         | Patrick Kipchirchir MUTAI (KEN)     | Nairobi (Nyayo Stadium) | 25 Jun 14 |
| 1:43.64           | Japheth KIMUTAI (KEN)            | Zürich         | 13 Aug 97 | 1:46.85         | Patrick Kiprotich RONOH (KEN)       | Hengelo                 | 8 Jun 14  |
| 1:43.81           | Edwin Kiplaqaat MELLY (KEN)      | Rieti          | 9 Sep 12  | 1:46.88         | Mamush LENCHA (ETH)                 | Rehlingen               | 9 Jun 14  |
| 1:43.99           | David Mutinda MUTUA (KEN)        | Monaco         | 22 Jul 11 | 1:46.99         | Andreas ALMGREN (SWE)               | Sollentuna              | 26 Jun 14 |
| 1:44.02           | Belal Mansoor ALI (BRN)          | Rieti          | 9 Sep 07  | 1:47.00         | Jena UMAR (ETH)                     | Addis Ababa             | 12 Jun 14 |



## RESULTS



## 1500 Metres Men - Final

| RECORDS              | RESULT     | NAME                   | COUNTRY           | AGE           | VENUE     | DATE                 |           |
|----------------------|------------|------------------------|-------------------|---------------|-----------|----------------------|-----------|
| World Junior Record  | <b>WJR</b> | 3:28.81                | Ronald KWEMOI     | KEN           | 19        | Monaco 18 Jul 2014   |           |
| Championships Record | <b>CR</b>  | 3:35.53                | Abdalaati IGUIDER | MAR           | 17        | Grosseto 15 Jul 2004 |           |
| World Junior Leading | <b>WJL</b> | 3:28.81                | Ronald KWEMOI     | KEN           | 19        | Monaco 18 Jul 2014   |           |
| Area Junior Record   | <b>AJR</b> | National Junior Record | <b>NJR</b>        | Personal Best | <b>PB</b> | Season Best          | <b>SB</b> |

24 July 2014 20:39 START TIME 21° C TEMPERATURE 53 % HUMIDITY

| PLACE | BIB  | NAME                      | COUNTRY | DATE of BIRTH | ORDER | RESULT                   |
|-------|------|---------------------------|---------|---------------|-------|--------------------------|
| 1     | 982  | Jonathan Kiplimo SAWE     | KEN     | 26 Nov 95     | 11    | <b>3:40.02</b> <b>SB</b> |
| 2     | 479  | Abdi Waiss MOUHYADIN      | DJI     | 03 Jul 96     | 3     | <b>3:41.38</b>           |
| 3     | 980  | Hillary Cheruiyot NGETICH | KEN     | 15 Sep 95     | 4     | <b>3:41.61</b> <b>SB</b> |
| 4     | 277  | Thiago ANDRÉ              | BRA     | 04 Aug 95     | 1     | <b>3:42.58</b>           |
| 5     | 156  | Zak PATTERSON             | AUS     | 29 May 95     | 10    | <b>3:44.21</b> <b>PB</b> |
| 6     | 1330 | Jan PETRAC                | SLO     | 04 Jul 95     | 6     | <b>3:44.39</b>           |
| 7     | 706  | Julius LAWNIK             | GER     | 27 Dec 95     | 7     | <b>3:44.96</b>           |
| 8     | 611  | Alexis MIELLET            | FRA     | 05 May 95     | 2     | <b>3:45.28</b>           |
| 9     | 1391 | William LEVAY             | SWE     | 27 Aug 96     | 8     | <b>3:45.31</b>           |
| 10    | 837  | Yemaneberhan CRIPPA       | ITA     | 15 Oct 96     | 12    | <b>3:47.16</b>           |
| 11    | 1097 | Roy VAN EEKELEN           | NED     | 04 May 95     | 9     | <b>3:48.57</b>           |
| 12    | 1040 | Hassan GHACHOUI           | MAR     | 01 Jan 95     | 5     | <b>3:48.61</b>           |

| INTERMEDIATE TIMES | 400m  | 980 Hillary Cheruiyot NGETICH | 58.23   |
|--------------------|-------|-------------------------------|---------|
|                    | 800m  | 982 Jonathan Kiplimo SAWE     | 2:01.31 |
|                    | 1200m | 982 Jonathan Kiplimo SAWE     | 3:00.03 |

| ALL-TIME TOP LIST |                               |                          |           | SEASON TOP LIST |                             |                         |           |
|-------------------|-------------------------------|--------------------------|-----------|-----------------|-----------------------------|-------------------------|-----------|
| RESULT            | NAME                          | VENUE                    | DATE      | RESULT          | NAME                        | VENUE                   | DATE      |
| 3:28.81           | Ronald KWEMOI (KEN)           | Monaco                   | 18 Jul 14 | 3:28.81         | Ronald KWEMOI (KEN)         | Monaco                  | 18 Jul 14 |
| 3:30.24           | Cornelius CHIRCHIR (KEN)      | Monaco                   | 19 Jul 02 | 3:34.6          | Ronald CHEBOLEI (KEN)       | Nairobi (Nyayo Stadium) | 7 Jun 14  |
| 3:31.13           | Muluqeta WENDIMU (ETH)        | Heusden-Zolder           | 31 Jul 04 | 3:38.56         | Hassan GHACHOUI (MAR)       | Oordegem-Lede           | 5 Jul 14  |
| 3:31.42           | Alex Kipchirchir RONO (KEN)   | Bruxelles                | 5 Sep 03  | 3:38.7          | Bernard Katui MUIA (KEN)    | Nairobi (Nyayo Stadium) | 7 Jun 14  |
| 3:31.49           | Belal Mansoor ALI (BRN)       | Athina (Olympic Stadium) | 2 Jul 07  | 3:40.02         | Abdi Waiss MOUHYADIN (DJI)  | Riyadh                  | 5 Jun 14  |
| 3:31.54           | Isaac Kiprono SONGOK (KEN)    | Heusden-Zolder           | 2 Aug 03  | 3:40.02         | Jonathan Kiplimo SAWE (KEN) | Eugene                  | 24 Jul 14 |
| 3:31.64           | Asbel KIPROP (KEN)            | Roma (Stadio Olimpico)   | 11 Jul 08 | 3:40.07         | Oussama NABIL (MAR)         | Fès                     | 24 May 14 |
| 3:31.70           | Ilham Tanui ÖZBILEN (KEN)     | Roma (Stadio Olimpico)   | 10 Jul 09 | 3:40.59         | Thiago ANDRÉ (BRA)          | S. Hithadhoo            | 14 Jun 14 |
| 3:32.02           | Caleb Mwanqanqi NDIKU (KEN)   | Hengelo                  | 29 May 11 | 3:40.6          | Jonathan KIPLIMO (KEN)      | Mumias                  | 3 May 14  |
| 3:32.48           | Augustine Kiprono CHOGE (KEN) | Berlin                   | 3 Sep 06  | 3:40.69         | Mohammed ABID (MAR)         | Fès                     | 24 May 14 |

# RESULT PROGRESSION



## 1500 Metres Men - Final

| RECORDS              | RESULT     | NAME                   | COUNTRY           | AGE           | VENUE     | DATE                 |           |
|----------------------|------------|------------------------|-------------------|---------------|-----------|----------------------|-----------|
| World Junior Record  | <b>WJR</b> | <b>3:28.81</b>         | Ronald KWEMOI     | KEN           | 19        | Monaco 18 Jul 2014   |           |
| Championships Record | <b>CR</b>  | <b>3:35.53</b>         | Abdalaati IGUIDER | MAR           | 17        | Grosseto 15 Jul 2004 |           |
| World Junior Leading | <b>WJL</b> | <b>3:28.81</b>         | Ronald KWEMOI     | KEN           | 19        | Monaco 18 Jul 2014   |           |
| Area Junior Record   | <b>AJR</b> | National Junior Record | <b>NJR</b>        | Personal Best | <b>PB</b> | Season Best          | <b>SB</b> |

24 July 2014

| RANK | BIB  | NAME                      | COUNTRY | DATE of BIRTH | PHASE   | HEAT | PLACE | RESULT                      |
|------|------|---------------------------|---------|---------------|---------|------|-------|-----------------------------|
| 1    | 982  | Jonathan Kiplimo SAWE     | KEN     | 26 Nov 95     | Final   | 1    | 1     | <b>3:40.02</b> <b>SB</b>    |
|      |      |                           |         |               | Round 1 | 1    | 1     | <b>3:41.35 Q</b> <b>SB</b>  |
| 2    | 479  | Abdi Waiss MOUHYADIN      | DJI     | 03 Jul 96     | Final   | 1    | 2     | <b>3:41.38</b>              |
|      |      |                           |         |               | Round 1 | 3    | 10    | <b>3:48.36 Q</b>            |
| 3    | 980  | Hillary Cheruiyot NGETICH | KEN     | 15 Sep 95     | Final   | 1    | 3     | <b>3:41.61</b> <b>SB</b>    |
|      |      |                           |         |               | Round 1 | 3    | 11    | <b>3:48.40 Q</b>            |
| 4    | 277  | Thiago ANDRÉ              | BRA     | 04 Aug 95     | Final   | 1    | 4     | <b>3:42.58</b>              |
|      |      |                           |         |               | Round 1 | 2    | 9     | <b>3:47.68 Q</b>            |
| 5    | 156  | Zak PATTERSON             | AUS     | 29 May 95     | Final   | 1    | 5     | <b>3:44.21</b> <b>PB</b>    |
|      |      |                           |         |               | Round 1 | 3    | 15    | <b>3:48.64 Q</b>            |
| 6    | 1330 | Jan PETRAC                | SLO     | 04 Jul 95     | Final   | 1    | 6     | <b>3:44.39</b>              |
|      |      |                           |         |               | Round 1 | 1    | 2     | <b>3:43.15 Q</b> <b>NJR</b> |
| 7    | 706  | Julius LAWNIK             | GER     | 27 Dec 95     | Final   | 1    | 7     | <b>3:44.96</b>              |
|      |      |                           |         |               | Round 1 | 1    | 6     | <b>3:45.22 q</b>            |
| 8    | 611  | Alexis MIELLET            | FRA     | 05 May 95     | Final   | 1    | 8     | <b>3:45.28</b>              |
|      |      |                           |         |               | Round 1 | 2    | 12    | <b>3:48.48 Q</b>            |
| 9    | 1391 | William LEVAY             | SWE     | 27 Aug 96     | Final   | 1    | 9     | <b>3:45.31</b>              |
|      |      |                           |         |               | Round 1 | 1    | 3     | <b>3:43.28 Q</b> <b>PB</b>  |
| 10   | 837  | Yemaneberhan CRIPPA       | ITA     | 15 Oct 96     | Final   | 1    | 10    | <b>3:47.16</b>              |
|      |      |                           |         |               | Round 1 | 1    | 4     | <b>3:43.44 q</b> <b>PB</b>  |
| 11   | 1097 | Roy VAN EEKELLEN          | NED     | 04 May 95     | Final   | 1    | 11    | <b>3:48.57</b>              |
|      |      |                           |         |               | Round 1 | 2    | 13    | <b>3:48.51 Q</b>            |
| 12   | 1040 | Hassan GHACHOUI           | MAR     | 01 Jan 95     | Final   | 1    | 12    | <b>3:48.61</b>              |
|      |      |                           |         |               | Round 1 | 1    | 5     | <b>3:45.01 q</b>            |

| ALL-TIME TOP LIST |                               |                          |           | SEASON TOP LIST |                             |                         |           |
|-------------------|-------------------------------|--------------------------|-----------|-----------------|-----------------------------|-------------------------|-----------|
| RESULT            | NAME                          | VENUE                    | DATE      | RESULT          | NAME                        | VENUE                   | DATE      |
| 3:28.81           | Ronald KWEMOI (KEN)           | Monaco                   | 18 Jul 14 | 3:28.81         | Ronald KWEMOI (KEN)         | Monaco                  | 18 Jul 14 |
| 3:30.24           | Cornelius CHIRCHIR (KEN)      | Monaco                   | 19 Jul 02 | 3:34.6          | Ronald CHEBOLEI (KEN)       | Nairobi (Nyayo Stadium) | 7 Jun 14  |
| 3:31.13           | Muluqeta WENDIMU (ETH)        | Heusden-Zolder           | 31 Jul 04 | 3:38.56         | Hassan GHACHOUI (MAR)       | Oordegem-Lede           | 5 Jul 14  |
| 3:31.42           | Alex Kipchirchir RONO (KEN)   | Bruxelles                | 5 Sep 03  | 3:38.7          | Bernard Katui MUIA (KEN)    | Nairobi (Nyayo Stadium) | 7 Jun 14  |
| 3:31.49           | Belal Mansoor ALI (BRN)       | Athina (Olympic Stadium) | 2 Jul 07  | 3:40.02         | Abdi Waiss MOUHYADIN (DJI)  | Riyadh                  | 5 Jun 14  |
| 3:31.54           | Isaac Kiprono SONGOK (KEN)    | Heusden-Zolder           | 2 Aug 03  | 3:40.02         | Jonathan Kiplimo SAWE (KEN) | Eugene                  | 24 Jul 14 |
| 3:31.64           | Asbel KIPROP (KEN)            | Roma (Stadio Olimpico)   | 11 Jul 08 | 3:40.07         | Oussama NABIL (MAR)         | Fès                     | 24 May 14 |
| 3:31.70           | Ilham Tanui ÖZBILEN (KEN)     | Roma (Stadio Olimpico)   | 10 Jul 09 | 3:40.59         | Thiago ANDRÉ (BRA)          | S. Hithadhoo            | 14 Jun 14 |
| 3:32.02           | Caleb Mwangangi NDIKU (KEN)   | Hengelo                  | 29 May 11 | 3:40.6          | Jonathan KIPLIMO (KEN)      | Mumias                  | 3 May 14  |
| 3:32.48           | Augustine Kiprono CHOGE (KEN) | Berlin                   | 3 Sep 06  | 3:40.69         | Mohammed ABID (MAR)         | Fès                     | 24 May 14 |

## SUMMARY



## 1500 Metres Men - Round 1

First 3 in each heat (Q) and the next 3 fastest (q) advance to the Final

| RECORDS              | RESULT     | NAME                   | COUNTRY           | AGE           | VENUE     | DATE                 |           |
|----------------------|------------|------------------------|-------------------|---------------|-----------|----------------------|-----------|
| World Junior Record  | <b>WJR</b> | 3:28.81                | Ronald KWEMOI     | KEN           | 19        | Monaco 18 Jul 2014   |           |
| Championships Record | <b>CR</b>  | 3:35.53                | Abdalaati IGUIDER | MAR           | 17        | Grosseto 15 Jul 2004 |           |
| World Junior Leading | <b>WJL</b> | 3:28.81                | Ronald KWEMOI     | KEN           | 19        | Monaco 18 Jul 2014   |           |
| Area Junior Record   | <b>AJR</b> | National Junior Record | <b>NJR</b>        | Personal Best | <b>PB</b> | Season Best          | <b>SB</b> |

22 July 2014

| RANK | PLACE | HEAT | BIB  | NAME                      | COUNTRY | DATE of BIRTH | RESULT               |
|------|-------|------|------|---------------------------|---------|---------------|----------------------|
| 1    | 1     | 1    | 982  | Jonathan Kiplimo SAWE     | KEN     | 26 Nov 95     | 3:41.35 Q <b>SB</b>  |
| 2    | 2     | 1    | 1330 | Jan PETRAC                | SLO     | 04 Jul 95     | 3:43.15 Q <b>NJR</b> |
| 3    | 3     | 1    | 1391 | William LEVAY             | SWE     | 27 Aug 96     | 3:43.28 Q <b>PB</b>  |
| 4    | 4     | 1    | 837  | Yemaneberhan CRIPPA       | ITA     | 15 Oct 96     | 3:43.44 q <b>PB</b>  |
| 5    | 5     | 1    | 1040 | Hassan GHACHOUI           | MAR     | 01 Jan 95     | 3:45.01 q            |
| 6    | 6     | 1    | 706  | Julius LAWNIK             | GER     | 27 Dec 95     | 3:45.22 q            |
| 7    | 7     | 1    | 458  | Adam ZENKL                | CZE     | 01 Dec 95     | 3:45.79 <b>PB</b>    |
| 8    | 8     | 1    | 557  | Aregawi BERHANE           | ETH     | 30 Jun 97     | 3:46.47              |
| 9    | 1     | 2    | 277  | Thiago ANDRÉ              | BRA     | 04 Aug 95     | 3:47.68 Q            |
| 10   | 1     | 3    | 479  | Abdi Waiss MOUHYADIN      | DJI     | 03 Jul 96     | 3:48.36 Q            |
| 11   | 2     | 3    | 980  | Hillary Cheruiyot NGETICH | KEN     | 15 Sep 95     | 3:48.40 Q            |
| 12   | 2     | 2    | 611  | Alexis MIELLET            | FRA     | 05 May 95     | 3:48.48 Q            |
| 13   | 3     | 2    | 1097 | Roy VAN EEKELEN           | NED     | 04 May 95     | 3:48.51 Q            |
| 14   | 4     | 2    | 330  | Mike TATE                 | CAN     | 01 Apr 95     | 3:48.59              |
| 15   | 3     | 3    | 156  | Zak PATTERSON             | AUS     | 29 May 95     | 3:48.64 Q            |
| 16   | 4     | 3    | 564  | Chalachew SHEMELES        | ETH     | 17 Sep 96     | 3:48.76 <b>SB</b>    |
| 17   | 5     | 3    | 1540 | Patrick JOSEPH            | USA     | 07 Sep 95     | 3:49.00              |
| 18   | 5     | 2    | 1465 | Süleyman BEKMEZCI         | TUR     | 15 Nov 95     | 3:49.01 <b>SB</b>    |
| 19   | 6     | 2    | 1041 | Oussama NABIL             | MAR     | 18 Feb 96     | 3:49.49              |
| 20   | 9     | 1    | 1531 | Grant FISHER              | USA     | 22 Apr 97     | 3:49.62 <b>PB</b>    |
| 21   | 7     | 2    | 157  | Jack STAPLETON            | AUS     | 29 Sep 95     | 3:49.67              |
| 22   | 8     | 2    | 411  | Ivan MALIC                | CRO     | 13 Nov 95     | 3:49.68              |
| 23   | 6     | 3    | 665  | Shaun WYLLIE              | GBR     | 27 Feb 95     | 3:49.95              |
| 24   | 7     | 3    | 1061 | José María MARTÍNEZ       | MEX     | 16 Jun 96     | 3:50.27              |
| 25   | 9     | 2    | 454  | Filip SASÍNEK             | CZE     | 08 Jan 96     | 3:50.39              |
| 26   | 8     | 3    | 1093 | Vincent HAZELEGER         | NED     | 21 Aug 95     | 3:51.27              |
| 27   | 10    | 2    | 104  | Takieddine HEDEILLI       | ALG     | 06 Jun 96     | 3:51.72              |
| 28   | 9     | 3    | 1177 | Roman KWIATKOWSKI         | POL     | 19 May 95     | 3:52.19              |
| 29   | 10    | 1    | 518  | Sergio JIMÉNEZ            | ESP     | 07 Jan 95     | 3:52.75              |
| 30   | 10    | 3    | 849  | Mattia PADOVANI           | ITA     | 26 Aug 95     | 3:53.10              |
| 31   | 11    | 2    | 699  | Sebastian HENDEL          | GER     | 01 Dec 95     | 3:54.59              |
| 32   | 11    | 3    | 509  | Luis Gustavo SOLÓRZANO    | ESA     | 25 Nov 96     | 3:58.05              |
| 33   | 11    | 1    | 770  | John AQUINO               | GUM     | 03 May 96     | 4:11.28              |
|      |       | 2    | 1019 | Hamza AL HADI             | LBA     | 31 May 96     | DNS                  |





**SUMMARY**  
**1500 Metres Men - Round 1**

22 July 2014

| RANK | PLACE | HEAT | BIB | NAME | COUNTRY | DATE of BIRTH | RESULT |
|------|-------|------|-----|------|---------|---------------|--------|
|------|-------|------|-----|------|---------|---------------|--------|

| ALL-TIME TOP LIST |                               |                          |           | SEASON TOP LIST |                             |                         |           |
|-------------------|-------------------------------|--------------------------|-----------|-----------------|-----------------------------|-------------------------|-----------|
| RESULT            | NAME                          | VENUE                    | DATE      | RESULT          | NAME                        | VENUE                   | DATE      |
| 3:28.81           | Ronald KWEMOI (KEN)           | Monaco                   | 18 Jul 14 | 3:28.81         | Ronald KWEMOI (KEN)         | Monaco                  | 18 Jul 14 |
| 3:30.24           | Cornelius CHIRCHIR (KEN)      | Monaco                   | 19 Jul 02 | 3:34.6          | Ronald CHEBOLEI (KEN)       | Nairobi (Nyayo Stadium) | 7 Jun 14  |
| 3:31.13           | Mulugeta WENDIMU (ETH)        | Heusden-Zolder           | 31 Jul 04 | 3:38.56         | Hassan GHACHOUI (MAR)       | Oordegem-Lede           | 5 Jul 14  |
| 3:31.42           | Alex Kipchirchir RONO (KEN)   | Bruxelles                | 5 Sep 03  | 3:38.7          | Bernard Katui MUIA (KEN)    | Nairobi (Nyayo Stadium) | 7 Jun 14  |
| 3:31.49           | Belal Mansoor ALI (BRN)       | Athina (Olympic Stadium) | 2 Jul 07  | 3:40.02         | Abdi Waiss MOUHYADIN (DJI)  | Riyadh                  | 5 Jun 14  |
| 3:31.54           | Isaac Kiprono SONGOK (KEN)    | Heusden-Zolder           | 2 Aug 03  | 3:40.07         | Oussama NABIL (MAR)         | Fès                     | 24 May 14 |
| 3:31.64           | Asbel KIPROP (KEN)            | Roma (Stadio Olimpico)   | 11 Jul 08 | 3:40.59         | Thiaqo ANDRÉ (BRA)          | S. Hithadhoo            | 14 Jun 14 |
| 3:31.70           | Ilham Tanui ÖZBILEN (KEN)     | Roma (Stadio Olimpico)   | 10 Jul 09 | 3:40.6          | Jonathan KIPLIMO (KEN)      | Mumias                  | 3 May 14  |
| 3:32.02           | Caleb Mwanqanqi NDIKU (KEN)   | Hengelo                  | 29 May 11 | 3:40.69         | Mohammed ABID (MAR)         | Fès                     | 24 May 14 |
| 3:32.48           | Augustine Kiprono CHOGE (KEN) | Berlin                   | 3 Sep 06  | 3:41.35         | Jonathan Kiplimo SAWE (KEN) | Eugene                  | 22 Jul 14 |



# RESULTS



## 1500 Metres Men - Round 1

First 3 in each heat (Q) and the next 3 fastest (q) advance to the Final

| RECORDS              | RESULT     | NAME                   | COUNTRY           | AGE           | VENUE     | DATE                 |           |
|----------------------|------------|------------------------|-------------------|---------------|-----------|----------------------|-----------|
| World Junior Record  | <b>WJR</b> | 3:28.81                | Ronald KWEMOI     | KEN           | 19        | Monaco 18 Jul 2014   |           |
| Championships Record | <b>CR</b>  | 3:35.53                | Abdalaati IGUIDER | MAR           | 17        | Grosseto 15 Jul 2004 |           |
| World Junior Leading | <b>WJL</b> | 3:28.81                | Ronald KWEMOI     | KEN           | 19        | Monaco 18 Jul 2014   |           |
| Area Junior Record   | <b>AJR</b> | National Junior Record | <b>NJR</b>        | Personal Best | <b>PB</b> | Season Best          | <b>SB</b> |

### Heat 1

3

22 July 2014 11:43 START TIME

20° C TEMPERATURE 60 % HUMIDITY

| PLACE | BIB  | NAME                  | COUNTRY | DATE of BIRTH | ORDER | RESULT               |
|-------|------|-----------------------|---------|---------------|-------|----------------------|
| 1     | 982  | Jonathan Kiplimo SAWE | KEN     | 26 Nov 95     | 10    | 3:41.35 Q <b>SB</b>  |
| 2     | 1330 | Jan PETRAC            | SLO     | 04 Jul 95     | 2     | 3:43.15 Q <b>NJR</b> |
| 3     | 1391 | William LEVAY         | SWE     | 27 Aug 96     | 7     | 3:43.28 Q <b>PB</b>  |
| 4     | 837  | Yemaneberhan CRIPPA   | ITA     | 15 Oct 96     | 1     | 3:43.44 q <b>PB</b>  |
| 5     | 1040 | Hassan GHACHOUI       | MAR     | 01 Jan 95     | 8     | 3:45.01 q            |
| 6     | 706  | Julius LAWNIK         | GER     | 27 Dec 95     | 9     | 3:45.22 q            |
| 7     | 458  | Adam ZENKL            | CZE     | 01 Dec 95     | 6     | 3:45.79 <b>PB</b>    |
| 8     | 557  | Aregawi BERHANE       | ETH     | 30 Jun 97     | 3     | 3:46.47              |
| 9     | 1531 | Grant FISHER          | USA     | 22 Apr 97     | 5     | 3:49.62 <b>PB</b>    |
| 10    | 518  | Sergio JIMÉNEZ        | ESP     | 07 Jan 95     | 4     | 3:52.75              |
| 11    | 770  | John AQUINO           | GUM     | 03 May 96     | 11    | 4:11.28              |

| INTERMEDIATE TIMES | 400m  | 982 Jonathan Kiplimo SAWE | 58.96   |
|--------------------|-------|---------------------------|---------|
|                    | 800m  | 982 Jonathan Kiplimo SAWE | 2:00.28 |
|                    | 1200m | 982 Jonathan Kiplimo SAWE | 3:00.00 |

### Heat 2

3

22 July 2014 11:52 START TIME

20° C TEMPERATURE 60 % HUMIDITY

| PLACE | BIB  | NAME                | COUNTRY | DATE of BIRTH | ORDER | RESULT            |
|-------|------|---------------------|---------|---------------|-------|-------------------|
| 1     | 277  | Thiago ANDRÈ        | BRA     | 04 Aug 95     | 1     | 3:47.68 Q         |
| 2     | 611  | Alexis MIELLET      | FRA     | 05 May 95     | 8     | 3:48.48 Q         |
| 3     | 1097 | Roy VAN EEKELEN     | NED     | 04 May 95     | 9     | 3:48.51 Q         |
| 4     | 330  | Mike TATE           | CAN     | 01 Apr 95     | 5     | 3:48.59           |
| 5     | 1465 | Süleyman BEKMEZCI   | TUR     | 15 Nov 95     | 7     | 3:49.01 <b>SB</b> |
| 6     | 1041 | Oussama NABIL       | MAR     | 18 Feb 96     | 12    | 3:49.49           |
| 7     | 157  | Jack STAPLETON      | AUS     | 29 Sep 95     | 11    | 3:49.67           |
| 8     | 411  | Ivan MALIC          | CRO     | 13 Nov 95     | 2     | 3:49.68           |
| 9     | 454  | Filip SASÍNEK       | CZE     | 08 Jan 96     | 10    | 3:50.39           |
| 10    | 104  | Takieddine HEDEILLI | ALG     | 06 Jun 96     | 4     | 3:51.72           |
| 11    | 699  | Sebastian HENDEL    | GER     | 01 Dec 95     | 3     | 3:54.59           |
|       | 1019 | Hamza AL HADI       | LBA     | 31 May 96     | 6     | DNS               |

| INTERMEDIATE TIMES | 400m  | 454 Filip SASÍNEK  | 1:02.33 |
|--------------------|---|--------------------|---------|
|                    | 800m <td>157 Jack STAPLETON</td> <td>2:07.37</td> | 157 Jack STAPLETON | 2:07.37 |
|                    | 1200m <td>277 Thiago ANDRÈ</td> <td>3:05.42</td>  | 277 Thiago ANDRÈ   | 3:05.42 |



**RESULTS**  
**1500 Metres Men - Round 1**

**Heat 3**

**3**

22 July 2014 12:00 START TIME

20° C TEMPERATURE 60 % HUMIDITY

| PLACE | BIB  | NAME                      | COUNTRY | DATE of BIRTH | ORDER | RESULT            |
|-------|------|---------------------------|---------|---------------|-------|-------------------|
| 1     | 479  | Abdi Waiss MOUHYADIN      | DJI     | 03 Jul 96     | 9     | <b>3:48.36 Q</b>  |
| 2     | 980  | Hillary Cheruiyot NGETICH | KEN     | 15 Sep 95     | 11    | <b>3:48.40 Q</b>  |
| 3     | 156  | Zak PATTERSON             | AUS     | 29 May 95     | 4     | <b>3:48.64 Q</b>  |
| 4     | 564  | Chalachew SHEMELES        | ETH     | 17 Sep 96     | 5     | <b>3:48.76 SB</b> |
| 5     | 1540 | Patrick JOSEPH            | USA     | 07 Sep 95     | 10    | <b>3:49.00</b>    |
| 6     | 665  | Shaun WYLLIE              | GBR     | 27 Feb 95     | 2     | <b>3:49.95</b>    |
| 7     | 1061 | José María MARTÍNEZ       | MEX     | 16 Jun 96     | 1     | <b>3:50.27</b>    |
| 8     | 1093 | Vincent HAZELEGER         | NED     | 21 Aug 95     | 7     | <b>3:51.27</b>    |
| 9     | 1177 | Roman KWIATKOWSKI         | POL     | 19 May 95     | 6     | <b>3:52.19</b>    |
| 10    | 849  | Mattia PADOVANI           | ITA     | 26 Aug 95     | 8     | <b>3:53.10</b>    |
| 11    | 509  | Luis Gustavo SOLÓRZANO    | ESA     | 25 Nov 96     | 3     | <b>3:58.05</b>    |

| INTERMEDIATE TIMES | 400m                          | 800m                     | 1200m             |
|--------------------|-------------------------------|--------------------------|-------------------|
|                    | 980 Hillary Cheruiyot NGETICH | 479 Abdi Waiss MOUHYADIN | 156 Zak PATTERSON |
|                    | 1:03.30                       | 2:08.14                  | 3:07.86           |

| ALL-TIME TOP LIST |                               |                          |           | SEASON TOP LIST |                             |                         |           |
|-------------------|-------------------------------|--------------------------|-----------|-----------------|-----------------------------|-------------------------|-----------|
| RESULT            | NAME                          | VENUE                    | DATE      | RESULT          | NAME                        | VENUE                   | DATE      |
| 3:28.81           | Ronald KWEMOI (KEN)           | Monaco                   | 18 Jul 14 | 3:28.81         | Ronald KWEMOI (KEN)         | Monaco                  | 18 Jul 14 |
| 3:30.24           | Cornelius CHIRCHIR (KEN)      | Monaco                   | 19 Jul 02 | 3:34.6          | Ronald CHEBOLEI (KEN)       | Nairobi (Nyayo Stadium) | 7 Jun 14  |
| 3:31.13           | Muluqeta WENDIMU (ETH)        | Heusden-Zolder           | 31 Jul 04 | 3:38.56         | Hassan GHACHOUI (MAR)       | Oordegem-Lede           | 5 Jul 14  |
| 3:31.42           | Alex Kipchirchir RONO (KEN)   | Bruxelles                | 5 Sep 03  | 3:38.7          | Bernard Katui MUIA (KEN)    | Nairobi (Nyayo Stadium) | 7 Jun 14  |
| 3:31.49           | Belal Mansoor ALI (BRN)       | Athina (Olympic Stadium) | 2 Jul 07  | 3:40.02         | Abdi Waiss MOUHYADIN (DJI)  | Riyadh                  | 5 Jun 14  |
| 3:31.54           | Isaac Kiprono SONGOK (KEN)    | Heusden-Zolder           | 2 Aug 03  | 3:40.07         | Oussama NABIL (MAR)         | Fès                     | 24 May 14 |
| 3:31.64           | Asbel KIPROP (KEN)            | Roma (Stadio Olimpico)   | 11 Jul 08 | 3:40.59         | Thiaqo ANDRÉ (BRA)          | S. Hithadhoo            | 14 Jun 14 |
| 3:31.70           | Ilham Tanui ÖZBILEN (KEN)     | Roma (Stadio Olimpico)   | 10 Jul 09 | 3:40.6          | Jonathan KIPLIMO (KEN)      | Mumias                  | 3 May 14  |
| 3:32.02           | Caleb Mwanqanqi NDIKU (KEN)   | Hengelo                  | 29 May 11 | 3:40.69         | Mohammed ABID (MAR)         | Fès                     | 24 May 14 |
| 3:32.48           | Augustine Kiprono CHOGE (KEN) | Berlin                   | 3 Sep 06  | 3:41.35         | Jonathan Kiplimo SAWE (KEN) | Eugene                  | 22 Jul 14 |





# RESULTS

## 5000 Metres Men - Final

**BIB 507 REINSTATED BY THE REFEREE**

| RECORDS                         | RESULT   | NAME                              | COUNTRY | AGE                     | VENUE                 | DATE        |
|---------------------------------|----------|-----------------------------------|---------|-------------------------|-----------------------|-------------|
| World Junior Record <b>WJR</b>  | 12:47.53 | Hagos GEBRHIWET                   | ETH     | 18                      | Paris Saint-Denis     | 6 Jul 2012  |
| Championships Record <b>CR</b>  | 13:08.57 | Abreham CHERKOS                   | ETH     | 19                      | Bydgoszcz             | 13 Jul 2008 |
| World Junior Leading <b>WJL</b> | 13:19.26 | Moses LETOYIE                     | KEN     | 19                      | Shanghai              | 18 May 2014 |
| Area Junior Record <b>AJR</b>   |          | National Junior Record <b>NJR</b> |         | Personal Best <b>PB</b> | Season Best <b>SB</b> |             |

25 July 2014 20:44 START TIME

21° C TEMPERATURE 60% HUMIDITY

| PLACE | BIB  | NAME                      | COUNTRY | DATE of BIRTH | ORDER | RESULT             |
|-------|------|---------------------------|---------|---------------|-------|--------------------|
| 1     | 561  | Yomif KEJELCHA            | ETH     | 01 Aug 97     | 1     | 13:25.19 <b>PB</b> |
| 2     | 559  | Yasin HAJI                | ETH     | 22 Jan 96     | 8     | 13:26.21 <b>PB</b> |
| 3     | 978  | Moses LETOYIE             | KEN     | 27 Jan 95     | 17    | 13:28.11           |
| 4     | 1492 | Joshua Kiprui CHEPTEGEI   | UGA     | 12 Sep 96     | 14    | 13:32.84 <b>PB</b> |
| 5     | 975  | Fredrick Kipkosgei KIPTOO | KEN     | 13 Nov 96     | 18    | 13:35.39           |
| 6     | 1493 | Phillip KIPYEKO           | UGA     | 01 Jan 95     | 4     | 13:40.55           |
| 7     | 507  | Tsegay TUEMAY             | ERI     | 20 Dec 95     | 10    | 13:50.78           |
| 8     | 327  | Justyn KNIGHT             | CAN     | 19 Jul 96     | 16    | 14:08.93 <b>PB</b> |
| 9     | 1535 | Colby GILBERT             | USA     | 17 Mar 95     | 2     | 14:09.98           |
| 10    | 153  | Morgan MCDONALD           | AUS     | 23 Apr 96     | 5     | 14:10.08           |
| 11    | 932  | Kazuto KAWABATA           | JPN     | 20 Dec 95     | 12    | 14:10.14           |
| 12    | 783  | István SZÖGI              | HUN     | 12 Sep 95     | 11    | 14:11.35 <b>PB</b> |
| 13    | 1522 | Brian BARRAZA             | USA     | 16 May 95     | 13    | 14:13.33 <b>PB</b> |
| 14    | 520  | Carlos MAYO               | ESP     | 18 Sep 95     | 6     | 14:19.22           |
| 15    | 999  | Tae-Jin KIM               | KOR     | 27 Oct 95     | 3     | 14:33.14           |
| 16    | 939  | Shota ONIZUKA             | JPN     | 13 Sep 97     | 9     | 14:34.92           |
| 17    | 533  | Mohamed ZARHOUNI          | ESP     | 10 Jun 95     | 19    | 14:38.23           |
| 18    | 1360 | Julien WANDERS            | SUI     | 18 Mar 96     | 7     | 14:50.38           |
|       | 837  | Yemaneberhan CRIPPA       | ITA     | 15 Oct 96     | 15    | DNS                |

| INTERMEDIATE TIMES | 1000m | 1492 Joshua Kiprui CHEPTEGEI | 2:43.21  |
|--------------------|-------|------------------------------|----------|
|                    | 2000m | 978 Moses LETOYIE            | 5:28.35  |
|                    | 3000m | 978 Moses LETOYIE            | 8:12.27  |
|                    | 4000m | 561 Yomif KEJELCHA           | 10:54.13 |

| ALL-TIME TOP LIST |                               |                        |           | SEASON TOP LIST |                               |                |           |
|-------------------|-------------------------------|------------------------|-----------|-----------------|-------------------------------|----------------|-----------|
| RESULT            | NAME                          | VENUE                  | DATE      | RESULT          | NAME                          | VENUE          | DATE      |
| 12:47.53          | Hagos GEBRHIWET (ETH)         | Paris Saint-Denis      | 6 Jul 12  | 13:19.26        | Moses LETOYIE (KEN)           | Shanghai       | 18 May 14 |
| 12:48.64          | Isiah Kiplangat KOECH (KEN)   | Paris Saint-Denis      | 6 Jul 12  | 13:21.53        | Ronald KWEMOI (KEN)           | Nobeoka        | 10 May 14 |
| 12:52.61          | Eliud KIPCHOGE (KEN)          | Oslo                   | 27 Jun 03 | 13:25.19        | Yomif KEJELCHA (ETH)          | Eugene         | 25 Jul 14 |
| 12:53.66          | Auqustine Kiprono CHOGE (KEN) | Roma (Stadio Olimpico) | 8 Jul 05  | 13:26.21        | Yasin HAJI (ETH)              | Eugene         | 25 Jul 14 |
| 12:53.72          | Philip MOSIMA (KEN)           | Roma (Stadio Olimpico) | 5 Jun 96  | 13:28.61        | Joseph KAMATHI (KEN)          | Gifu           | 11 May 14 |
| 12:53.81          | Tariku BEKELE (ETH)           | Roma (Stadio Olimpico) | 14 Jul 06 | 13:29.29        | Hiram NGATIA (KEN)            | Yokohama       | 13 Apr 14 |
| 12:54.07          | Sammy KIPKETER (KEN)          | Roma (Stadio Olimpico) | 30 Jun 00 | 13:29.54        | Phillip KIPYEKO (UGA)         | Nijmegen       | 11 Jun 14 |
| 12:54.19          | Abreham CHERKOS (ETH)         | Roma (Stadio Olimpico) | 14 Jul 06 | 13:29.81        | Debeli GEZMU (ETH)            | Oslo (Bislett) | 11 Jun 14 |
| 12:54.58          | James Kwalia C'KURUI (KEN)    | Oslo                   | 27 Jun 03 | 13:30.83        | Daniel Kipkemboi MAEMBA (KEN) | Fukagawa       | 25 Jun 14 |
| 12:56.15          | Daniel KOMEN (KEN)            | Roma (Stadio Olimpico) | 8 Jun 95  | 13:31.16        | Abdallah Kibet MANDE (UGA)    | Nijmegen       | 11 Jun 14 |

## RESULTS



## 10,000 Metres Men - Final

| RECORDS              | RESULT     | NAME                   | COUNTRY                 | AGE           | VENUE     | DATE                  |           |
|----------------------|------------|------------------------|-------------------------|---------------|-----------|-----------------------|-----------|
| World Junior Record  | <b>WJR</b> | 26:41.75               | Samuel Kamau WANJIRU    | KEN           | 19        | Bruxelles 26 Aug 2005 |           |
| Championships Record | <b>CR</b>  | 27:30.85               | Josphat Bett KIPKOECH   | KEN           | 18        | Bydgoszcz 9 Jul 2008  |           |
| World Junior Leading | <b>WJL</b> | 27:56.26               | Joshua Kiprui CHEPTEGEI | UGA           | 18        | Leiden 14 Jun 2014    |           |
| Area Junior Record   | <b>AJR</b> | National Junior Record | <b>NJR</b>              | Personal Best | <b>PB</b> | Season Best           | <b>SB</b> |

22 July 2014 20:48 START TIME 24° C 50 %  
TEMPERATURE HUMIDITY

| PLACE | BIB  | NAME                      | COUNTRY | DATE of BIRTH | ORDER | RESULT              |
|-------|------|---------------------------|---------|---------------|-------|---------------------|
| 1     | 1492 | Joshua Kiprui CHEPTEGEI   | UGA     | 12 Sep 96     | 22    | 28:32.86            |
| 2     | 968  | Elvis Kipchoge CHEBOI     | KEN     | 29 Sep 95     | 19    | 28:35.20            |
| 3     | 977  | Nicholas Mboroto KOSIMBEI | KEN     | 01 Oct 96     | 16    | 28:38.68            |
| 4     | 505  | Afewerki BERHANE          | ERI     | 06 May 96     | 18    | 28:45.83 <b>PB</b>  |
| 5     | 1494 | Abdallah Kibet MANDE      | UGA     | 10 May 95     | 21    | 28:53.77            |
| 6     | 554  | Yihunilign ADANE          | ETH     | 29 Feb 96     | 30    | 28:54.84            |
| 7     | 937  | Keisuke NAKATANI          | JPN     | 12 Jan 95     | 23    | 29:11.40            |
| 8     | 920  | Hazuma HATTORI            | JPN     | 07 Feb 95     | 32    | 29:12.74            |
| 9     | 478  | Robleh Djama ADEN         | DJI     | 95            | 29    | 29:43.49 <b>NJR</b> |
| 10    | 520  | Carlos MAYO               | ESP     | 18 Sep 95     | 35    | 29:52.31 <b>PB</b>  |
| 11    | 999  | Tae-Jin KIM               | KOR     | 27 Oct 95     | 12    | 29:53.93 <b>PB</b>  |
| 12    | 1098 | Bart VAN NUNEN            | NED     | 24 Sep 95     | 7     | 29:58.90            |
| 13    | 783  | István SZÖGI              | HUN     | 12 Sep 95     | 9     | 30:15.93            |
| 14    | 1214 | Miguel MARQUES            | POR     | 10 Jan 95     | 36    | 30:23.50 <b>PB</b>  |
| 15    | 1558 | Brendan SHEARN            | USA     | 22 Jan 95     | 14    | 30:24.30            |
| 16    | 1390 | Andreas JANSSON           | SWE     | 07 Apr 96     | 31    | 30:38.81            |
| 17    | 998  | Junhaeng JO               | KOR     | 29 Apr 97     | 33    | 30:43.11            |
| 18    | 1426 | Cheng-Hsun HO             | TPE     | 18 Jan 95     | 6     | 30:48.86            |
| 19    | 1094 | Noah SCHUTTE              | NED     | 15 May 95     | 1     | 31:00.94            |
| 20    | 522  | Santiago PARDO            | ESP     | 21 Sep 96     | 25    | 31:04.13            |
| 21    | 850  | Giulio PERPETUO           | ITA     | 31 Mar 96     | 28    | 31:04.48            |
| 22    | 457  | Jakub ZEMANÍK             | CZE     | 21 Jun 95     | 34    | 31:06.76            |
| 23    | 757  | Márkos GOÚRLIAS           | GRE     | 28 Sep 95     | 15    | 31:09.95            |
| 24    | 1536 | Jonathan GREEN            | USA     | 15 Feb 95     | 17    | 31:15.69            |
| 25    | 1463 | Onur ARAS                 | TUR     | 06 Feb 96     | 3     | 31:25.09            |
| 26    | 1500 | Mykola NYZHNYK            | UKR     | 26 Jul 95     | 13    | 31:27.03            |
| 27    | 106  | Djamal MEHBALI            | ALG     | 17 Aug 95     | 2     | 31:29.21            |
| 28    | 326  | Jesse HOOTON              | CAN     | 11 May 95     | 5     | 31:38.78            |
| 29    | 452  | Dominik KUBEC             | CZE     | 27 Aug 96     | 27    | 31:47.15            |
| 30    | 1055 | Sandro ENRIQUEZ           | MEX     | 04 Jun 95     | 11    | 32:08.44            |
| 31    | 1140 | Kristian Tjørnhom         | NOR     | 19 Sep 95     | 26    | 32:08.79            |
| 32    | 1163 | Jhordan Alonso CCOPE      | PER     | 30 Dec 95     | 4     | 32:11.42            |
| 33    | 1162 | Daniel ANGOMA             | PER     | 31 Aug 95     | 38    | 32:19.66            |
| 34    | 842  | Omar GUERNICHE            | ITA     | 01 Apr 95     | 20    | 32:30.44            |
| 35    | 1130 | Lars Jonassen FØYEN       | NOR     | 30 Oct 96     | 24    | 32:37.73            |
|       | 300  | Abdi Ibrahim ABDO         | BRN     | 24 Apr 97     | 8     | DNF                 |
|       | 1467 | Saffet ELKATMIS           | TUR     | 01 Nov 95     | 10    | DNF                 |
|       | 108  | Ahmed SLIMANE             | ALG     | 95            | 37    | DNF                 |



**RESULTS**  
**10,000 Metres Men - Final**

| INTERMEDIATE TIMES |      |                         |  |          |
|--------------------|------|-------------------------|--|----------|
| 1000m              | 937  | Keisuke NAKATANI        |  | 2:55.87  |
| 2000m              | 937  | Keisuke NAKATANI        |  | 5:51.11  |
| 3000m              | 937  | Keisuke NAKATANI        |  | 8:46.07  |
| 4000m              | 937  | Keisuke NAKATANI        |  | 11:39.81 |
| 5000m              | 937  | Keisuke NAKATANI        |  | 14:35.27 |
| 6000m              | 937  | Keisuke NAKATANI        |  | 17:31.04 |
| 7000m              | 1492 | Joshua Kiprui CHEPTEGEI |  | 20:25.27 |
| 8000m              | 1492 | Joshua Kiprui CHEPTEGEI |  | 23:10.02 |
| 9000m              | 1492 | Joshua Kiprui CHEPTEGEI |  | 25:56.96 |

| ALL-TIME TOP LIST |                                 |            |           | SEASON TOP LIST |                                 |                         |           |
|-------------------|---------------------------------|------------|-----------|-----------------|---------------------------------|-------------------------|-----------|
| RESULT            | NAME                            | VENUE      | DATE      | RESULT          | NAME                            | VENUE                   | DATE      |
| 26:41.75          | Samuel Kamau WANJIRU (KEN)      | Bruxelles  | 26 Aug 05 | 27:56.26        | Joshua Kiprui CHEPTEGEI (UGA)   | Leiden                  | 14 Jun 14 |
| 26:55.73          | Geoffrey Kipkorir KIRUI (KEN)   | Bruxelles  | 16 Sep 11 | 28:03.40        | Joseph KAMATHI (KEN)            | Fukagawa                | 25 Jun 14 |
| 26:57.56          | Yiqrem DEMELASH (ETH)           | Bruxelles  | 7 Sep 12  | 28:15.5         | Tseqaye MEKONNEN (ETH)          | Addis Ababa             | 11 Jun 14 |
| 27:02.81          | Ibrahim JEILAN (ETH)            | Bruxelles  | 25 Aug 06 | 28:23.99        | Daniel Kipkemboi MAEMBA (KEN)   | Abashiri                | 6 Jul 14  |
| 27:04.00          | Boniface Toroitich KIPROP (UGA) | Bruxelles  | 3 Sep 04  | 28:25.25        | Hiram NGATIA (KEN)              | Fukagawa                | 25 Jun 14 |
| 27:04.45          | Bernard Kiprop KIPYEGO (KEN)    | Hengelo    | 29 May 05 | 28:30.4         | Yihunitign ADANE (ETH)          | Addis Ababa             | 11 Jun 14 |
| 27:06.35          | Geoffrey Kipsanq KAMWOROR (KEN) | Eugene, OR | 3 Jun 11  | 28:33.73        | Elvis Kipchoqe CHEBOI (KEN)     | Nairobi (Nyayo Stadium) | 24 Jun 14 |
| 27:06.47          | Habtamu FIKADU (ETH)            | Hengelo    | 26 May 07 | 28:37.58        | Nicholas Mboroto KOSIMBEI (KEN) | robi (Nyayo Stadium)    | 24 Jun 14 |
| 27:07.29          | Moses Ndiema MASAI (KEN)        | Bruxelles  | 3 Sep 04  | 28:42.1         | Abdallah Kibet MANDE (UGA)      | Kampala                 | 21 Jun 14 |
| 27:11.18          | Richard CHELIMO (KEN)           | Hengelo    | 25 Jun 91 | 28:45.83        | Afewerki BERHANE (ERI)          | Eugene                  | 22 Jul 14 |



## RESULTS



## 3000 Metres Steeplechase Men - Final

| RECORDS              | RESULT     | NAME                   | COUNTRY             | AGE           | VENUE     | DATE                       |           |
|----------------------|------------|------------------------|---------------------|---------------|-----------|----------------------------|-----------|
| World Junior Record  | <b>WJR</b> | 7:58.66                | Saif Saaeed SHAHEEN | KEN           | 19        | Bruxelles 24 Aug 2001      |           |
| Championships Record | <b>CR</b>  | 8:06.10                | Conseslus KIPRUTO   | KEN           | 18        | Barcelona (OS) 15 Jul 2012 |           |
| World Junior Leading | <b>WJL</b> | 8:19.99                | John Kibet KOECH    | BRN           | 19        | Bydgoszcz 2 Jun 2014       |           |
| Area Junior Record   | <b>AJR</b> | National Junior Record | <b>NJR</b>          | Personal Best | <b>PB</b> | Season Best                | <b>SB</b> |

27 July 2014 15:28 START TIME 28° C TEMPERATURE 37 % HUMIDITY

| PLACE | BIB  | NAME                  | COUNTRY | DATE of BIRTH | ORDER | RESULT            |
|-------|------|-----------------------|---------|---------------|-------|-------------------|
| 1     | 976  | Barnabas KIPYEGO      | KEN     | 12 Jun 95     | 5     | 8:25.57           |
| 2     | 971  | Titus Kipruto KIBIEGO | KEN     | 03 May 96     | 1     | 8:26.15           |
| 3     | 302  | Evans Rutto CHEMATOT  | BRN     | 19 Mar 96     | 10    | 8:32.61 <b>PB</b> |
| 4     | 1039 | Soufiane ELBAKKALI    | MAR     | 07 Jan 96     | 6     | 8:34.98           |
| 5     | 555  | Hailemariam AMARE     | ETH     | 22 Feb 97     | 4     | 8:42.00 <b>PB</b> |
| 6     | 834  | Yohanes CHIAPPINELLI  | ITA     | 18 Aug 97     | 13    | 8:43.18 <b>PB</b> |
| 7     | 560  | Meresa KAHSAY         | ETH     | 23 May 96     | 8     | 8:44.15           |
| 8     | 107  | Ali MESSAOUDI         | ALG     | 13 Oct 95     | 9     | 8:45.20           |
| 9     | 942  | Kazuya SHIOJIRI       | JPN     | 08 Nov 96     | 3     | 8:45.66 <b>PB</b> |
| 10    | 1556 | Bailey ROTH           | USA     | 17 Jan 96     | 15    | 8:47.04 <b>PB</b> |
| 11    | 328  | Ben PREISNER          | CAN     | 22 Mar 96     | 12    | 8:56.22           |
| 12    | 703  | Patrick KARL          | GER     | 03 May 96     | 11    | 9:03.16           |
| 13    | 1264 | Tumisang MONNATLALA   | RSA     | 31 Jan 95     | 7     | 9:04.26           |
| 14    | 603  | Mehdi BELHADJ         | FRA     | 10 Jun 95     | 14    | 9:13.82           |
| 15    | 1013 | Alberts BLAJS         | LAT     | 09 Aug 95     | 2     | 9:14.95           |

**NOTE** BIB 603 - Yellow Card - 162.4

| INTERMEDIATE TIMES | 1000m | 976 Barnabas KIPYEGO      | 2:53.56 |
|--------------------|-------|---------------------------|---------|
|                    | 2000m | 971 Titus Kipruto KIBIEGO | 5:42.81 |

| ALL-TIME TOP LIST |                               |                          |           | SEASON TOP LIST |                              |                         |           |
|-------------------|-------------------------------|--------------------------|-----------|-----------------|------------------------------|-------------------------|-----------|
| RESULT            | NAME                          | VENUE                    | DATE      | RESULT          | NAME                         | VENUE                   | DATE      |
| 7:58.66           | Saif Saaeed SHAHEEN (KEN)     | Bruxelles                | 24 Aug 01 | 8:19.99         | John Kibet KOECH (KEN)       | Bydgoszcz               | 2 Jun 14  |
| 8:01.16           | Conseslus KIPRUTO (KEN)       | Shanghai                 | 18 May 13 | 8:22.46         | Titus Kipruto KIBIEGO (KEN)  | Nairobi (Nyayo Stadium) | 25 Jun 14 |
| 8:03.74           | Raymond YATOR (KEN)           | Monaco                   | 18 Aug 00 | 8:24.10         | Barnabas KIPYEGO (KEN)       | Nairobi (Nyayo Stadium) | 25 Jun 14 |
| 8:05.52           | Brimin Kiprop KIPRUTO (KEN)   | Hengelo                  | 31 May 04 | 8:26.08         | Meresa KAHSAY (ETH)          | Doha                    | 9 May 14  |
| 8:06.96           | Gilbert Kiplangat KIRUI (KEN) | London (OP)              | 27 Jul 13 | 8:28.83         | Nicholas Kiptonui BETT (KEN) | Dessau                  | 11 Jun 14 |
| 8:07.18           | Musa Amer OBAID (QAT)         | Athina (Olympic Stadium) | 24 Aug 04 | 8:29.28         | Dominic KIPTARUS (KEN)       | Nairobi (Nyayo Stadium) | 25 Jun 14 |
| 8:07.69           | Paul Malakwen KOSGEI (KEN)    | Stockholm                | 7 Jul 97  | 8:32.61         | Evans Rutto CHEMATOT (BRN)   | Eugene                  | 27 Jul 14 |
| 8:07.71           | Hillary Kipsang YEGO (KEN)    | Shanghai                 | 15 May 11 | 8:32.66         | Soufiane ELBAKKALI (MAR)     | Fès                     | 24 May 14 |
| 8:09.37           | Abel Yagout JAWHER (KEN)      | Heusden-Zolder           | 2 Aug 03  | 8:38.70         | Tumisang MONNATLALA (RSA)    | Stellenbosch            | 3 Apr 14  |
| 8:11.31           | Jairus Kipchoge BIRECH (KEN)  | Paris Saint-Denis        | 8 Jul 11  | 8:39.12         | Mounaime SASSIOUI (MAR)      | Fès                     | 24 May 14 |

# RESULT PROGRESSION



## 3000 Metres Steeplechase Men - Final

| RECORDS              | RESULT     | NAME                   | COUNTRY    | AGE           | VENUE          | DATE        |           |
|----------------------|------------|------------------------|------------|---------------|----------------|-------------|-----------|
| World Junior Record  | <b>WJR</b> | <b>7:58.66</b>         | Ken        | 19            | Bruxelles      | 24 Aug 2001 |           |
| Championships Record | <b>CR</b>  | <b>8:06.10</b>         | Ken        | 18            | Barcelona (OS) | 15 Jul 2012 |           |
| World Junior Leading | <b>WJL</b> | <b>8:19.99</b>         | BRN        | 19            | Bydgoszcz      | 2 Jun 2014  |           |
| Area Junior Record   | <b>AJR</b> | National Junior Record | <b>NJR</b> | Personal Best | <b>PB</b>      | Season Best | <b>SB</b> |

27 July 2014

| RANK | BIB  | NAME                  | COUNTRY | DATE of BIRTH | PHASE   | HEAT | PLACE | RESULT                     |
|------|------|-----------------------|---------|---------------|---------|------|-------|----------------------------|
| 1    | 976  | Barnabas KIPYEGO      | KEN     | 12 Jun 95     | Final   | 1    | 1     | <b>8:25.57</b>             |
|      |      |                       |         |               | Round 1 | 1    | 1     | <b>8:31.72 Q</b>           |
| 2    | 971  | Titus Kipruto KIBIEGO | KEN     | 03 May 96     | Final   | 1    | 2     | <b>8:26.15</b>             |
|      |      |                       |         |               | Round 1 | 2    | 8     | <b>8:49.95 Q</b>           |
| 3    | 302  | Evans Rutto CHEMATOT  | BRN     | 19 Mar 96     | Final   | 1    | 3     | <b>8:32.61</b> <b>PB</b>   |
|      |      |                       |         |               | Round 1 | 1    | 3     | <b>8:40.37 Q</b> <b>PB</b> |
| 4    | 1039 | Soufiane ELBAKKALI    | MAR     | 07 Jan 96     | Final   | 1    | 4     | <b>8:34.98</b>             |
|      |      |                       |         |               | Round 1 | 2    | 9     | <b>8:50.19 Q</b>           |
| 5    | 555  | Hailemariam AMARE     | ETH     | 22 Feb 97     | Final   | 1    | 5     | <b>8:42.00</b> <b>PB</b>   |
|      |      |                       |         |               | Round 1 | 2    | 12    | <b>8:54.92 Q</b> <b>PB</b> |
| 6    | 834  | Yohanes CHIAPPINELLI  | ITA     | 18 Aug 97     | Final   | 1    | 6     | <b>8:43.18</b> <b>PB</b>   |
|      |      |                       |         |               | Round 1 | 1    | 4     | <b>8:46.82 Q</b> <b>PB</b> |
| 7    | 560  | Meresha KAHSAI        | ETH     | 23 May 96     | Final   | 1    | 7     | <b>8:44.15</b>             |
|      |      |                       |         |               | Round 1 | 1    | 2     | <b>8:38.01 Q</b>           |
| 8    | 107  | Ali MESSAOUDI         | ALG     | 13 Oct 95     | Final   | 1    | 8     | <b>8:45.20</b>             |
|      |      |                       |         |               | Round 1 | 1    | 5     | <b>8:46.95 Q</b>           |
| 9    | 942  | Kazuya SHIOJIRI       | JPN     | 08 Nov 96     | Final   | 1    | 9     | <b>8:45.66</b> <b>PB</b>   |
|      |      |                       |         |               | Round 1 | 1    | 13    | <b>8:54.95 q</b>           |
| 10   | 1556 | Bailey ROTH           | USA     | 17 Jan 96     | Final   | 1    | 10    | <b>8:47.04</b> <b>PB</b>   |
|      |      |                       |         |               | Round 1 | 1    | 7     | <b>8:48.60 q</b> <b>PB</b> |
| 11   | 328  | Ben PREISNER          | CAN     | 22 Mar 96     | Final   | 1    | 11    | <b>8:56.22</b>             |
|      |      |                       |         |               | Round 1 | 1    | 11    | <b>8:53.14 q</b> <b>PB</b> |
| 12   | 703  | Patrick KARL          | GER     | 03 May 96     | Final   | 1    | 12    | <b>9:03.16</b>             |
|      |      |                       |         |               | Round 1 | 1    | 6     | <b>8:47.20 q</b> <b>PB</b> |
| 13   | 1264 | Tumisang MONNATLALA   | RSA     | 31 Jan 95     | Final   | 1    | 13    | <b>9:04.26</b>             |
|      |      |                       |         |               | Round 1 | 2    | 15    | <b>8:56.51 Q</b>           |
| 14   | 603  | Mehdi BELHADJ         | FRA     | 10 Jun 95     | Final   | 1    | 14    | <b>9:13.82</b>             |
|      |      |                       |         |               | Round 1 | 2    | 17    | <b>8:58.87 Q</b>           |
| 15   | 1013 | Alberts BLAJS         | LAT     | 09 Aug 95     | Final   | 1    | 15    | <b>9:14.95</b>             |
|      |      |                       |         |               | Round 1 | 1    | 10    | <b>8:52.47 q</b> <b>PB</b> |





**RESULT PROGRESSION**  
**3000 Metres Steeplechase Men - Final**

25 July 2014

| RANK | BIB | NAME | COUNTRY | DATE of BIRTH | PHASE | HEAT | PLACE | RESULT |
|------|-----|------|---------|---------------|-------|------|-------|--------|
|------|-----|------|---------|---------------|-------|------|-------|--------|

**NOTE** BIB 603 - Yellow Card - 162.4

| ALL-TIME TOP LIST |                               |                          |           | SEASON TOP LIST |                              |                         |           |
|-------------------|-------------------------------|--------------------------|-----------|-----------------|------------------------------|-------------------------|-----------|
| RESULT            | NAME                          | VENUE                    | DATE      | RESULT          | NAME                         | VENUE                   | DATE      |
| 7:58.66           | Saif Saaeed SHAHEEN (KEN)     | Bruxelles                | 24 Aug 01 | 8:19.99         | John Kibet KOECH (KEN)       | Bydgoszcz               | 2 Jun 14  |
| 8:01.16           | Conseslus KIPRUTO (KEN)       | Shanghai                 | 18 May 13 | 8:22.46         | Titus Kipruto KIBIEGO (KEN)  | Nairobi (Nyayo Stadium) | 25 Jun 14 |
| 8:03.74           | Raymond YATOR (KEN)           | Monaco                   | 18 Aug 00 | 8:24.10         | Barnabas KIPYEGO (KEN)       | Nairobi (Nyayo Stadium) | 25 Jun 14 |
| 8:05.52           | Brimin Kiprop KIPRUTO (KEN)   | Hengelo                  | 31 May 04 | 8:26.08         | Meresha KAHSAY (ETH)         | Doha                    | 9 May 14  |
| 8:06.96           | Gilbert Kiplanqat KIRUI (KEN) | London (OP)              | 27 Jul 13 | 8:28.83         | Nicholas Kiptonui BETT (KEN) | Dessau                  | 11 Jun 14 |
| 8:07.18           | Musa Amer OBAID (QAT)         | Athina (Olympic Stadium) | 24 Aug 04 | 8:29.28         | Dominic KIPTARUS (KEN)       | Nairobi (Nyayo Stadium) | 25 Jun 14 |
| 8:07.69           | Paul Malakwen KOSGEI (KEN)    | Stockholm                | 7 Jul 97  | 8:32.61         | Evans Rutto CHEMATOT (BRN)   | Eugene                  | 27 Jul 14 |
| 8:07.71           | Hillary Kipsang YEGO (KEN)    | Shanghai                 | 15 May 11 | 8:32.66         | Soufiane ELBAKKALI (MAR)     | Fès                     | 24 May 14 |
| 8:09.37           | Abel Yaqout JAWHER (KEN)      | Heusden-Zolder           | 2 Aug 03  | 8:38.70         | Tumisanq MONNATLALA (RSA)    | Stellenbosch            | 3 Apr 14  |
| 8:11.31           | Jairus Kipchoge BIRECH (KEN)  | Paris Saint-Denis        | 8 Jul 11  | 8:39.12         | Mounaime SASSIOUI (MAR)      | Fès                     | 24 May 14 |



# SUMMARY



## 3000 Metres Steeplechase Men - Round 1

First 5 in each heat (Q) and the next 5 fastest (q) advance to the Final

| RECORDS              | RESULT     | NAME                        | COUNTRY    | AGE           | VENUE          | DATE        |           |
|----------------------|------------|-----------------------------|------------|---------------|----------------|-------------|-----------|
| World Junior Record  | <b>WJR</b> | 7:58.66 Saif Saaeed SHAHEEN | KEN        | 19            | Bruxelles      | 24 Aug 2001 |           |
| Championships Record | <b>CR</b>  | 8:06.10 Coneslus KIPRUTO    | KEN        | 18            | Barcelona (OS) | 15 Jul 2012 |           |
| World Junior Leading | <b>WJL</b> | 8:19.99 John Kibet KOECH    | BRN        | 19            | Bydgoszcz      | 2 Jun 2014  |           |
| Area Junior Record   | <b>AJR</b> | National Junior Record      | <b>NJR</b> | Personal Best | <b>PB</b>      | Season Best | <b>SB</b> |

25 July 2014

| RANK | PLACE | HEAT | BIB  | NAME                  | COUNTRY | DATE of BIRTH | RESULT              |
|------|-------|------|------|-----------------------|---------|---------------|---------------------|
| 1    | 1     | 1    | 976  | Barnabas KIPYEGO      | KEN     | 12 Jun 95     | 8:31.72 Q           |
| 2    | 2     | 1    | 560  | Meresa KAHSAY         | ETH     | 23 May 96     | 8:38.01 Q           |
| 3    | 3     | 1    | 302  | Evans Rutto CHEMATOT  | BRN     | 19 Mar 96     | 8:40.37 Q <b>PB</b> |
| 4    | 4     | 1    | 834  | Yohanes CHIAPPINELLI  | ITA     | 18 Aug 97     | 8:46.82 Q <b>PB</b> |
| 5    | 5     | 1    | 107  | Ali MESSAOUDI         | ALG     | 13 Oct 95     | 8:46.95 Q           |
| 6    | 6     | 1    | 703  | Patrick KARL          | GER     | 03 May 96     | 8:47.20 q <b>PB</b> |
| 7    | 7     | 1    | 1556 | Bailey ROTH           | USA     | 17 Jan 96     | 8:48.60 q <b>PB</b> |
| 8    | 1     | 2    | 971  | Titus Kipruto KIBIEGO | KEN     | 03 May 96     | 8:49.95 Q           |
| 9    | 2     | 2    | 1039 | Soufiane ELBAKKALI    | MAR     | 07 Jan 96     | 8:50.19 Q           |
| 10   | 8     | 1    | 1013 | Alberts BLAJS         | LAT     | 09 Aug 95     | 8:52.47 q <b>PB</b> |
| 11   | 9     | 1    | 328  | Ben PREISNER          | CAN     | 22 Mar 96     | 8:53.14 q <b>PB</b> |
| 12   | 3     | 2    | 555  | Hailemariam AMARE     | ETH     | 22 Feb 97     | 8:54.92 Q <b>PB</b> |
| 13   | 10    | 1    | 942  | Kazuya SHIOJIRI       | JPN     | 08 Nov 96     | 8:54.95 q           |
| 14   | 11    | 1    | 454  | Filip SASÍNEK         | CZE     | 08 Jan 96     | 8:55.53 <b>PB</b>   |
| 15   | 4     | 2    | 1264 | Tumisang MONNATLALA   | RSA     | 31 Jan 95     | 8:56.51 Q           |
| 16   | 12    | 1    | 610  | Guillaume LONJOU      | FRA     | 01 May 95     | 8:58.72 <b>PB</b>   |
| 17   | 5     | 2    | 603  | Mehdi BELHADJ         | FRA     | 10 Jun 95     | 8:58.87 Q           |
| 18   | 6     | 2    | 314  | Brandon ALLEN         | CAN     | 09 Oct 95     | 8:59.84             |
| 19   | 7     | 2    | 1547 | Bryce MILLER          | USA     | 95            | 9:06.17             |
| 20   | 8     | 2    | 1470 | Ersin TEKAL           | TUR     | 30 Aug 95     | 9:11.46             |
| 21   | 9     | 2    | 836  | Umberto CONTRAN       | ITA     | 21 Mar 95     | 9:13.92             |
| 22   | 13    | 1    | 1471 | Mestan TURHAN         | TUR     | 09 Oct 95     | 9:18.71             |
| 23   | 14    | 1    | 1064 | Daniel REYES          | MEX     | 27 Oct 96     | 9:19.81             |
| 24   | 10    | 2    | 450  | Jan FRIŠ              | CZE     | 19 Dec 95     | 9:20.52             |
| 25   | 11    | 2    | 1216 | André PEREIRA         | POR     | 10 Aug 95     | 9:22.56             |
| 26   | 12    | 2    | 1503 | Serhii SHEVCHENKO     | UKR     | 10 Jul 96     | 9:22.91             |
| 27   | 13    | 2    | 102  | Fayçal DOUCEN         | ALG     | 25 Nov 95     | 9:28.96             |
| 28   | 14    | 2    | 514  | Llorenç ESTEVE        | ESP     | 04 Sep 95     | 9:33.71             |

| ALL-TIME TOP LIST |                               |                          |           | SEASON TOP LIST |                              |                         |           |
|-------------------|-------------------------------|--------------------------|-----------|-----------------|------------------------------|-------------------------|-----------|
| RESULT            | NAME                          | VENUE                    | DATE      | RESULT          | NAME                         | VENUE                   | DATE      |
| 7:58.66           | Saif Saaeed SHAHEEN (KEN)     | Bruxelles                | 24 Aug 01 | 8:19.99         | John Kibet KOECH (KEN)       | Bydgoszcz               | 2 Jun 14  |
| 8:01.16           | Coneslus KIPRUTO (KEN)        | Shanghai                 | 18 May 13 | 8:22.46         | Titus Kipruto KIBIEGO (KEN)  | Nairobi (Nyayo Stadium) | 25 Jun 14 |
| 8:03.74           | Raymond YATOR (KEN)           | Monaco                   | 18 Aug 00 | 8:24.10         | Barnabas KIPYEGO (KEN)       | Nairobi (Nyayo Stadium) | 25 Jun 14 |
| 8:05.52           | Brimin Kiprop KIPRUTO (KEN)   | Hengelo                  | 31 May 04 | 8:26.08         | Meresa KAHSAY (ETH)          | Doha                    | 9 May 14  |
| 8:06.96           | Gilbert Kiplanqat KIRUI (KEN) | London (OP)              | 27 Jul 13 | 8:28.83         | Nicholas Kiptonui BETT (KEN) | Dessau                  | 11 Jun 14 |
| 8:07.18           | Musa Amer OBAID (QAT)         | Athina (Olympic Stadium) | 24 Aug 04 | 8:29.28         | Dominic KIPTARUS (KEN)       | Nairobi (Nyayo Stadium) | 25 Jun 14 |
| 8:07.69           | Paul Malakwen KOSGEI (KEN)    | Stockholm                | 7 Jul 97  | 8:32.66         | Soufiane ELBAKKALI (MAR)     | Fès                     | 24 May 14 |
| 8:07.71           | Hillary Kipsang YEGO (KEN)    | Shanghai                 | 15 May 11 | 8:38.70         | Tumisang MONNATLALA (RSA)    | Stellenbosch            | 3 Apr 14  |
| 8:09.37           | Abel Yaqout JAWHER (KEN)      | Heusden-Zolder           | 2 Aug 03  | 8:39.12         | Mounaime SASSIOUI (MAR)      | Fès                     | 24 May 14 |
| 8:11.31           | Jairus Kipchoge BIRECH (KEN)  | Paris Saint-Denis        | 8 Jul 11  | 8:39.83         | Andrico WILLIAMS (RSA)       | Stellenbosch            | 3 Apr 14  |

# RESULTS



## 3000 Metres Steeplechase Men - Round 1

First 5 in each heat (Q) and the next 5 fastest (q) advance to the Final

| RECORDS                         | RESULT                            | NAME                    | COUNTRY               | AGE | VENUE          | DATE        |
|---------------------------------|-----------------------------------|-------------------------|-----------------------|-----|----------------|-------------|
| World Junior Record <b>WJR</b>  | <b>7:58.66</b>                    | Saif Saaeed SHAHEEN     | KEN                   | 19  | Bruxelles      | 24 Aug 2001 |
| Championships Record <b>CR</b>  | <b>8:06.10</b>                    | Coneslus KIPRUTO        | KEN                   | 18  | Barcelona (OS) | 15 Jul 2012 |
| World Junior Leading <b>WJL</b> | <b>8:19.99</b>                    | John Kibet KOECH        | BRN                   | 19  | Bydgoszcz      | 2 Jun 2014  |
| Area Junior Record <b>AJR</b>   | National Junior Record <b>NJR</b> | Personal Best <b>PB</b> | Season Best <b>SB</b> |     |                |             |

### Heat 1

2

25 July 2014 11:38 START TIME

21° C TEMPERATURE 53 % HUMIDITY

| PLACE | BIB  | NAME                 | COUNTRY | DATE of BIRTH | ORDER | RESULT                     |
|-------|------|----------------------|---------|---------------|-------|----------------------------|
| 1     | 976  | Barnabas KIPYEGO     | KEN     | 12 Jun 95     | 9     | <b>8:31.72 Q</b>           |
| 2     | 560  | Meressa KAHSAY       | ETH     | 23 May 96     | 10    | <b>8:38.01 Q</b>           |
| 3     | 302  | Evans Rutto CHEMATOT | BRN     | 19 Mar 96     | 4     | <b>8:40.37 Q</b> <b>PB</b> |
| 4     | 834  | Yohanes CHIAPPINELLI | ITA     | 18 Aug 97     | 8     | <b>8:46.82 Q</b> <b>PB</b> |
| 5     | 107  | Ali MESSAOUDI        | ALG     | 13 Oct 95     | 2     | <b>8:46.95 Q</b>           |
| 6     | 703  | Patrick KARL         | GER     | 03 May 96     | 14    | <b>8:47.20 q</b> <b>PB</b> |
| 7     | 1556 | Bailey ROTH          | USA     | 17 Jan 96     | 7     | <b>8:48.60 q</b> <b>PB</b> |
| 8     | 1013 | Alberts BLAJS        | LAT     | 09 Aug 95     | 5     | <b>8:52.47 q</b> <b>PB</b> |
| 9     | 328  | Ben PREISNER         | CAN     | 22 Mar 96     | 1     | <b>8:53.14 q</b> <b>PB</b> |
| 10    | 942  | Kazuya SHIOJIRI      | JPN     | 08 Nov 96     | 13    | <b>8:54.95 q</b>           |
| 11    | 454  | Filip SASÍNEK        | CZE     | 08 Jan 96     | 3     | <b>8:55.53</b> <b>PB</b>   |
| 12    | 610  | Guillaume LONJOU     | FRA     | 01 May 95     | 11    | <b>8:58.72</b> <b>PB</b>   |
| 13    | 1471 | Mestan TURHAN        | TUR     | 09 Oct 95     | 12    | <b>9:18.71</b>             |
| 14    | 1064 | Daniel REYES         | MEX     | 27 Oct 96     | 6     | <b>9:19.81</b>             |

| INTERMEDIATE TIMES | 1000m | 976 Barnabas KIPYEGO | 2:53.32 |
|--------------------|-------|----------------------|---------|
|                    | 2000m | 976 Barnabas KIPYEGO | 5:44.29 |

### Heat 2

2

25 July 2014 11:54 START TIME

21° C TEMPERATURE 53 % HUMIDITY

| PLACE | BIB  | NAME                  | COUNTRY | DATE of BIRTH | ORDER | RESULT                     |
|-------|------|-----------------------|---------|---------------|-------|----------------------------|
| 1     | 971  | Titus Kipruto KIBIEGO | KEN     | 03 May 96     | 2     | <b>8:49.95 Q</b>           |
| 2     | 1039 | Soufiane ELBAKKALI    | MAR     | 07 Jan 96     | 3     | <b>8:50.19 Q</b>           |
| 3     | 555  | Hailemariam AMARE     | ETH     | 22 Feb 97     | 4     | <b>8:54.92 Q</b> <b>PB</b> |
| 4     | 1264 | Tumisang MONNATLALA   | RSA     | 31 Jan 95     | 9     | <b>8:56.51 Q</b>           |
| 5     | 603  | Mehdi BELHADJ         | FRA     | 10 Jun 95     | 14    | <b>8:58.87 Q</b>           |
| 6     | 314  | Brandon ALLEN         | CAN     | 09 Oct 95     | 11    | <b>8:59.84</b>             |
| 7     | 1547 | Bryce MILLER          | USA     | 95            | 5     | <b>9:06.17</b>             |
| 8     | 1470 | Ersin TEKAL           | TUR     | 30 Aug 95     | 13    | <b>9:11.46</b>             |
| 9     | 836  | Umberto CONTRAN       | ITA     | 21 Mar 95     | 1     | <b>9:13.92</b>             |
| 10    | 450  | Jan FRIŠ              | CZE     | 19 Dec 95     | 10    | <b>9:20.52</b>             |
| 11    | 1216 | André PEREIRA         | POR     | 10 Aug 95     | 6     | <b>9:22.56</b>             |
| 12    | 1503 | Serhii SHEVCHENKO     | UKR     | 10 Jul 96     | 12    | <b>9:22.91</b>             |
| 13    | 102  | Fayçal DOUCEN         | ALG     | 25 Nov 95     | 7     | <b>9:28.96</b>             |
| 14    | 514  | Llorenç ESTEVE        | ESP     | 04 Sep 95     | 8     | <b>9:33.71</b>             |

| INTERMEDIATE TIMES | 1000m | 971 Titus Kipruto KIBIEGO | 3:01.08 |
|--------------------|-------|---------------------------|---------|
|                    | 2000m | 971 Titus Kipruto KIBIEGO | 5:57.90 |



**RESULTS**  
**3000 Metres Steeplechase Men - Round 1**

| ALL-TIME TOP LIST |                               |                          |           | SEASON TOP LIST |                              |                         |           |
|-------------------|-------------------------------|--------------------------|-----------|-----------------|------------------------------|-------------------------|-----------|
| RESULT            | NAME                          | VENUE                    | DATE      | RESULT          | NAME                         | VENUE                   | DATE      |
| 7:58.66           | Saif Saaeed SHAHEEN (KEN)     | Bruxelles                | 24 Aug 01 | 8:19.99         | John Kibet KOECH (KEN)       | Bydgoszcz               | 2 Jun 14  |
| 8:01.16           | Conseslus KIPRUTO (KEN)       | Shanghai                 | 18 May 13 | 8:22.46         | Titus Kipruto KIBIEGO (KEN)  | Nairobi (Nyayo Stadium) | 25 Jun 14 |
| 8:03.74           | Raymond YATOR (KEN)           | Monaco                   | 18 Aug 00 | 8:24.10         | Barnabas KIPYEGO (KEN)       | Nairobi (Nyayo Stadium) | 25 Jun 14 |
| 8:05.52           | Brimin Kiprof KIPRUTO (KEN)   | Hengelo                  | 31 May 04 | 8:26.08         | Meresa KAHSAI (ETH)          | Doha                    | 9 May 14  |
| 8:06.96           | Gilbert Kiplangat KIRUI (KEN) | London (OP)              | 27 Jul 13 | 8:28.83         | Nicholas Kiptonui BETT (KEN) | Dessau                  | 11 Jun 14 |
| 8:07.18           | Musa Amer OBAID (QAT)         | Athina (Olympic Stadium) | 24 Aug 04 | 8:29.28         | Dominic KIPTARUS (KEN)       | Nairobi (Nyayo Stadium) | 25 Jun 14 |
| 8:07.69           | Paul Malakwen KOSGEI (KEN)    | Stockholm                | 7 Jul 97  | 8:32.66         | Soufiane ELBAKKALI (MAR)     | Fès                     | 24 May 14 |
| 8:07.71           | Hillary Kipsanq YEGO (KEN)    | Shanghai                 | 15 May 11 | 8:38.70         | Tumisanq MONNATLALA (RSA)    | Stellenbosch            | 3 Apr 14  |
| 8:09.37           | Abel Yagout JAWHER (KEN)      | Heusden-Zolder           | 2 Aug 03  | 8:39.12         | Mounaime SASSIOUI (MAR)      | Fès                     | 24 May 14 |
| 8:11.31           | Jairus Kipchoge BIRECH (KEN)  | Paris Saint-Denis        | 8 Jul 11  | 8:39.83         | Andrico WILLIAMS (RSA)       | Stellenbosch            | 3 Apr 14  |



## RESULTS



## 110m Hurdles (99.0cm) Men - Final

| RECORDS              | RESULT     | NAME                   | COUNTRY         | AGE           | VENUE     | DATE               |           |
|----------------------|------------|------------------------|-----------------|---------------|-----------|--------------------|-----------|
| World Junior Record  | <b>WJR</b> | 12.99                  | Wilhem BELOCIAN | FRA           | 19        | Eugene 24 Jul 2014 |           |
| Championships Record | <b>CR</b>  | 12.99                  | Wilhem BELOCIAN | FRA           | 19        | Eugene 24 Jul 2014 |           |
| World Junior Leading | <b>WJL</b> | 12.99                  | Wilhem BELOCIAN | FRA           | 19        | Eugene 24 Jul 2014 |           |
| Area Junior Record   | <b>AJR</b> | National Junior Record | <b>NJR</b>      | Personal Best | <b>PB</b> | Season Best        | <b>SB</b> |

24 July 2014 19:33 START TIME

22° C TEMPERATURE 46 % HUMIDITY

+0.5 m/s WIND

| PLACE | BIB  | NAME              | COUNTRY | DATE of BIRTH | LANE | RESULT | REACTION         | Fn |
|-------|------|-------------------|---------|---------------|------|--------|------------------|----|
| 1     | 604  | Wilhem BELOCIAN   | FRA     | 22 Jun 95     | 4    | 12.99  | <b>WJR</b> 0.144 |    |
| 2     | 894  | Tyler MASON       | JAM     | 15 Nov 95     | 6    | 13.06  | <b>AJR</b> 0.163 |    |
| 3     | 662  | David OMOREGIE    | GBR     | 01 Nov 95     | 5    | 13.35  | 0.148            |    |
| 4     | 1020 | Wellington ZAZA   | LBR     | 20 Jan 95     | 7    | 13.38  | <b>AJR</b> 0.153 |    |
| 5     | 613  | Benjamin SÉDÉCIAS | FRA     | 18 Jan 95     | 3    | 13.47  | 0.170            |    |
| 6     | 1443 | Ruebin WALTERS    | TTO     | 02 Apr 95     | 2    | 13.52  | <b>PB</b> 0.153  |    |
| 7     | 519  | Francisco LÓPEZ   | ESP     | 16 Apr 95     | 1    | 13.55  | <b>NJR</b> 0.163 |    |
| 8     | 1520 | Nick ANDERSON     | USA     | 28 Apr 95     | 8    | 13.93  | 0.161            |    |

## ALL-TIME TOP LIST

| RESULT | NAME                      | VENUE              | DATE      |
|--------|---------------------------|--------------------|-----------|
| 12.99  | Wilhem BELOCIAN (FRA)     | Eugene             | 24 Jul 14 |
| 13.06  | Tyler MASON (JAM)         | Eugene             | 24 Jul 14 |
| 13.08  | Wayne C. DAVIS II (USA)   | Port of Spain      | 31 Jul 09 |
| 13.14  | Eddie LOVETT (USA)        | Miramar, FL        | 23 Jul 11 |
| 13.17  | David OMOREGIE (GBR)      | Bedford, GBR       | 22 Jun 14 |
| 13.18  | Yordan L. O'FARRILL (CUB) | Barcelona (OS)     | 12 Jul 12 |
| 13.23  | Artur NOGA (POL)          | Beijing (CSC)      | 20 Aug 06 |
| 13.24  | Roy SMITH (USA)           | Miramar, FL        | 23 Jul 11 |
| 13.24  | Omar MCLEOD (JAM)         | Kingston (NS), JAM | 16 Mar 13 |
| 13.25  | Arthur BLAKE (USA)        | Winter Park, FL    | 11 May 84 |

## SEASON TOP LIST

| RESULT | NAME                    | VENUE               | DATE      |
|--------|-------------------------|---------------------|-----------|
| 12.99  | Wilhem BELOCIAN (FRA)   | Eugene              | 24 Jul 14 |
| 13.06  | Tyler MASON (JAM)       | Eugene              | 24 Jul 14 |
| 13.17  | David OMOREGIE (GBR)    | Bedford, GBR        | 22 Jun 14 |
| 13.33  | Taioh KANAI (JPN)       | Taipei              | 14 Jun 14 |
| 13.37  | Nick ANDERSON (USA)     | Eugene (HF), OR     | 6 Jul 14  |
| 13.38  | Wellington ZAZA (LBR)   | Eugene              | 24 Jul 14 |
| 13.40  | Isaiah MOORE (USA)      | Greensboro, NC      | 14 Jun 14 |
| 13.40  | Benjamin SÉDÉCIAS (FRA) | Mannheim (Hoffmann) | 5 Jul 14  |
| 13.42  | Theophile VILTZ (USA)   | Eugene (HF), OR     | 6 Jul 14  |
| 13.46  | Patrick ELGER (GER)     | Mannheim (Hoffmann) | 5 Jul 14  |



# RESULT PROGRESSION



## 110m Hurdles (99.0cm) Men - Final

| RECORDS                         | RESULT NAME                       | COUNTRY | AGE                     | VENUE                 | DATE        |
|---------------------------------|-----------------------------------|---------|-------------------------|-----------------------|-------------|
| World Junior Record <b>WJR</b>  | <b>12.99</b> Wilhem BELOCIAN      | FRA     | 19                      | Eugene                | 24 Jul 2014 |
| Championships Record <b>CR</b>  | <b>12.99</b> Wilhem BELOCIAN      | FRA     | 19                      | Eugene                | 24 Jul 2014 |
| World Junior Leading <b>WJL</b> | <b>12.99</b> Wilhem BELOCIAN      | FRA     | 19                      | Eugene                | 24 Jul 2014 |
| Area Junior Record <b>AJR</b>   | National Junior Record <b>NJR</b> |         | Personal Best <b>PB</b> | Season Best <b>SB</b> |             |

24 July 2014

| RANK | BIB  | NAME              | COUNTRY | DATE of BIRTH | PHASE      | HEAT | LANE | PLACE | RESULT                    | WIND |
|------|------|-------------------|---------|---------------|------------|------|------|-------|---------------------------|------|
| 1    | 604  | Wilhem BELOCIAN   | FRA     | 22 Jun 95     | Final      | 1    | 4    | 1     | <b>12.99</b> <b>WJR</b>   | +0.5 |
|      |      |                   |         |               | Semi-Final | 1    | 6    | 1     | <b>13.23 Q</b>            | -1.6 |
|      |      |                   |         |               | Round 1    | 4    | 4    | 2     | <b>13.40 Q</b>            | -0.1 |
| 2    | 894  | Tyler MASON       | JAM     | 15 Nov 95     | Final      | 1    | 6    | 2     | <b>13.06</b> <b>AJR</b>   | +0.5 |
|      |      |                   |         |               | Semi-Final | 3    | 5    | 3     | <b>13.45 Q</b>            | -1.7 |
|      |      |                   |         |               | Round 1    | 5    | 3    | 3     | <b>13.46 Q</b>            | -0.3 |
| 3    | 662  | David OMOREGIE    | GBR     | 01 Nov 95     | Final      | 1    | 5    | 3     | <b>13.35</b>              | +0.5 |
|      |      |                   |         |               | Semi-Final | 2    | 4    | 2     | <b>13.36 Q</b>            | -0.3 |
|      |      |                   |         |               | Round 1    | 6    | 2    | 1     | <b>13.24 Q</b>            | +0.7 |
| 4    | 1020 | Wellington ZAZA   | LBR     | 20 Jan 95     | Final      | 1    | 7    | 4     | <b>13.38</b> <b>AJR</b>   | +0.5 |
|      |      |                   |         |               | Semi-Final | 3    | 8    | 5     | <b>13.53 Q</b> <b>NJR</b> | -1.7 |
|      |      |                   |         |               | Round 1    | 2    | 8    | 9     | <b>13.66 Q</b> <b>SB</b>  | +0.5 |
| 5    | 613  | Benjamin SÉDÉCIAS | FRA     | 18 Jan 95     | Final      | 1    | 3    | 5     | <b>13.47</b>              | +0.5 |
|      |      |                   |         |               | Semi-Final | 2    | 6    | 3     | <b>13.45 Q</b>            | -0.3 |
|      |      |                   |         |               | Round 1    | 1    | 5    | 6     | <b>13.62 Q</b>            | +0.1 |
| 6    | 1443 | Ruebin WALTERS    | TTO     | 02 Apr 95     | Final      | 1    | 2    | 6     | <b>13.52</b> <b>PB</b>    | +0.5 |
|      |      |                   |         |               | Semi-Final | 2    | 7    | 7     | <b>13.61 q</b>            | -0.3 |
|      |      |                   |         |               | Round 1    | 5    | 1    | 17    | <b>13.76 Q</b>            | -0.3 |
| 7    | 519  | Francisco LÓPEZ   | ESP     | 16 Apr 95     | Final      | 1    | 1    | 7     | <b>13.55</b> <b>NJR</b>   | +0.5 |
|      |      |                   |         |               | Semi-Final | 2    | 3    | 6     | <b>13.55 q</b> <b>NJR</b> | -0.3 |
|      |      |                   |         |               | Round 1    | 7    | 1    | 16    | <b>13.75 Q</b>            | +0.6 |
| 8    | 1520 | Nick ANDERSON     | USA     | 28 Apr 95     | Final      | 1    | 8    | 8     | <b>13.93</b>              | +0.5 |
|      |      |                   |         |               | Semi-Final | 1    | 5    | 8     | <b>13.68 Q</b>            | -1.6 |
|      |      |                   |         |               | Round 1    | 3    | 6    | 5     | <b>13.61 Q</b>            | -0.2 |

| ALL-TIME TOP LIST |                           |                    |           | SEASON TOP LIST |                         |                     |           |
|-------------------|---------------------------|--------------------|-----------|-----------------|-------------------------|---------------------|-----------|
| RESULT            | NAME                      | VENUE              | DATE      | RESULT          | NAME                    | VENUE               | DATE      |
| 12.99             | Wilhem BELOCIAN (FRA)     | Eugene             | 24 Jul 14 | 12.99           | Wilhem BELOCIAN (FRA)   | Eugene              | 24 Jul 14 |
| 13.06             | Tyler MASON (JAM)         | Eugene             | 24 Jul 14 | 13.06           | Tyler MASON (JAM)       | Eugene              | 24 Jul 14 |
| 13.08             | Wayne C. DAVIS II (USA)   | Port of Spain      | 31 Jul 09 | 13.17           | David OMOREGIE (GBR)    | Bedford, GBR        | 22 Jun 14 |
| 13.14             | Eddie LOVETT (USA)        | Miramar, FL        | 23 Jul 11 | 13.33           | Taioh KANAI (JPN)       | Taipei              | 14 Jun 14 |
| 13.17             | David OMOREGIE (GBR)      | Bedford, GBR       | 22 Jun 14 | 13.37           | Nick ANDERSON (USA)     | Eugene (HF), OR     | 6 Jul 14  |
| 13.18             | Yordan L. O'FARRILL (CUB) | Barcelona (OS)     | 12 Jul 12 | 13.38           | Wellington ZAZA (LBR)   | Eugene              | 24 Jul 14 |
| 13.23             | Artur NOGA (POL)          | Beijing (CSC)      | 20 Aug 06 | 13.40           | Isaiah MOORE (USA)      | Greensboro, NC      | 14 Jun 14 |
| 13.24             | Roy SMITH (USA)           | Miramar, FL        | 23 Jul 11 | 13.40           | Benjamin SÉDÉCIAS (FRA) | Mannheim (Hoffmann) | 5 Jul 14  |
| 13.24             | Omar MCLEOD (JAM)         | Kingston (NS), JAM | 16 Mar 13 | 13.42           | Theophile VILTZ (USA)   | Eugene (HF), OR     | 6 Jul 14  |
| 13.25             | Arthur BLAKE (USA)        | Winter Park, FL    | 11 May 84 | 13.46           | Patrick ELGER (GER)     | Mannheim (Hoffmann) | 5 Jul 14  |



# SUMMARY



## 110m Hurdles (99.0cm) Men - Semi-Final

First 2 in each heat (Q) and the next 2 fastest (q) advance to the Final

| RECORDS              | RESULT     | NAME                   | COUNTRY             | AGE        | VENUE         | DATE                |             |           |
|----------------------|------------|------------------------|---------------------|------------|---------------|---------------------|-------------|-----------|
| World Junior Record  | <b>WJR</b> | 13.12                  | Xiang LIU           | CHN        | 19            | Lausanne            | 2 Jul 2002  |           |
| Championships Record | <b>CR</b>  | 13.18                  | Yordan L. O'FARRILL | CUB        | 19            | Barcelona (OS)      | 12 Jul 2012 |           |
| World Junior Leading | <b>WJL</b> | 13.15                  | Wilhem BELOCIAN     | FRA        | 19            | Mannheim (Hoffmann) | 5 Jul 2014  |           |
| Area Junior Record   | <b>AJR</b> | National Junior Record |                     | <b>NJR</b> | Personal Best | <b>PB</b>           | Season Best | <b>SB</b> |

23 July 2014

| RANK | PLACE | HEAT | LANE | BIB  | NAME                    | COUNTRY | DATE of BIRTH | RESULT         | WIND            |
|------|-------|------|------|------|-------------------------|---------|---------------|----------------|-----------------|
| 1    | 1     | 1    | 6    | 604  | Wilhem BELOCIAN         | FRA     | 22 Jun 95     | <b>13.23 Q</b> | -1.6            |
| 2    | 1     | 2    | 4    | 662  | David OMOREGIE          | GBR     | 01 Nov 95     | <b>13.36 Q</b> | -0.3            |
| 3    | 1     | 3    | 5    | 894  | Tyler MASON             | JAM     | 15 Nov 95     | <b>13.45 Q</b> | -1.7            |
| 3    | 2     | 2    | 6    | 613  | Benjamin SÉDÉCIAS       | FRA     | 18 Jan 95     | <b>13.45 Q</b> | -0.3            |
| 5    | 2     | 3    | 8    | 1020 | Wellington ZAZA         | LBR     | 20 Jan 95     | <b>13.53 Q</b> | <b>NJR</b> -1.7 |
| 6    | 3     | 2    | 3    | 519  | Francisco LÓPEZ         | ESP     | 16 Apr 95     | <b>13.55 q</b> | <b>NJR</b> -0.3 |
| 7    | 4     | 2    | 7    | 1443 | Ruebin WALTERS          | TTO     | 02 Apr 95     | <b>13.61 q</b> | -0.3            |
| 8    | 2     | 1    | 5    | 1520 | Nick ANDERSON           | USA     | 28 Apr 95     | <b>13.68 Q</b> | -1.6            |
| 9    | 5     | 2    | 5    | 897  | Marvin WILLIAMS         | JAM     | 13 Jun 96     | <b>13.70</b>   | -0.3            |
| 10   | 3     | 3    | 6    | 691  | Patrick ELGER           | GER     | 25 Jan 96     | <b>13.84</b>   | -1.7            |
| 11   | 3     | 1    | 7    | 931  | Taioh KANAI             | JPN     | 28 Sep 95     | <b>13.85</b>   | -1.6            |
| 12   | 4     | 1    | 3    | 424  | Roger IRIBARNE          | CUB     | 02 Jan 96     | <b>13.87</b>   | -1.6            |
| 13   | 6     | 2    | 8    | 279  | Júlio César DE OLIVEIRA | BRA     | 15 May 96     | <b>13.91</b>   | -0.3            |
| 14   | 4     | 3    | 3    | 784  | Valdó SZÜCS             | HUN     | 29 Jun 95     | <b>13.93</b>   | -1.7            |
| 14   | 5     | 1    | 8    | 278  | Gabriel CONSTANTINO     | BRA     | 09 Feb 95     | <b>13.93</b>   | -1.6            |
| 16   | 6     | 1    | 1    | 154  | Ivor METCALF            | AUS     | 29 Oct 95     | <b>13.94</b>   | -1.6            |
| 17   | 7     | 1    | 2    | 1640 | David FRANCO            | VEN     | 12 Jul 95     | <b>13.98</b>   | -1.6            |
| 18   | 7     | 2    | 1    | 145  | Matthew DE BRUIN        | AUS     | 14 Jan 96     | <b>13.99</b>   | -0.3            |
| 19   | 5     | 3    | 4    | 1571 | Theophile VILTZ         | USA     | 21 Feb 96     | <b>14.02</b>   | -1.7            |
| 20   | 6     | 3    | 7    | 930  | Masahiro KAGIMOTO       | JPN     | 29 Sep 95     | <b>14.04</b>   | -1.7            |
| 21   | 7     | 3    | 1    | 212  | Kirk LEWIS              | BAH     | 05 Mar 95     | <b>14.05</b>   | -1.7            |
| 22   | 8     | 1    | 4    | 1089 | Job BEINTEMA            | NED     | 24 May 95     | <b>14.10</b>   | -1.6            |
| 23   | 8     | 2    | 2    | 852  | Simone POCCIA           | ITA     | 16 Jan 95     | <b>14.15</b>   | -0.3            |
| 24   | 8     | 3    | 2    | 1230 | Ricardo TORRES          | PUR     | 13 Feb 96     | <b>14.34</b>   | -1.7            |

| ALL-TIME TOP LIST |                           |                    |           | SEASON TOP LIST |                         |                     |           |
|-------------------|---------------------------|--------------------|-----------|-----------------|-------------------------|---------------------|-----------|
| RESULT            | NAME                      | VENUE              | DATE      | RESULT          | NAME                    | VENUE               | DATE      |
| 13.08             | Wayne C. DAVIS II (USA)   | Port of Spain      | 31 Jul 09 | 13.15           | Wilhem BELOCIAN (FRA)   | Mannheim (Hoffmann) | 5 Jul 14  |
| 13.14             | Eddie LOVETT (USA)        | Miramar, FL        | 23 Jul 11 | 13.17           | David OMOREGIE (GBR)    | Bedford, GBR        | 22 Jun 14 |
| 13.17             | David OMOREGIE (GBR)      | Bedford, GBR       | 22 Jun 14 | 13.25           | Tyler MASON (JAM)       | Fort-de-France      | 21 Apr 14 |
| 13.18             | Yordan L. O'FARRILL (CUB) | Barcelona (OS)     | 12 Jul 12 | 13.33           | Taioh KANAI (JPN)       | Taipei              | 14 Jun 14 |
| 13.18             | Wilhem BELOCIAN (FRA)     | Rieti              | 20 Jul 13 | 13.37           | Nick ANDERSON (USA)     | Eugene (HF), OR     | 6 Jul 14  |
| 13.23             | Artur NOGA (POL)          | Beijing (CSC)      | 20 Aug 06 | 13.40           | Isaiah MOORE (USA)      | Greensboro, NC      | 14 Jun 14 |
| 13.24             | Roy SMITH (USA)           | Miramar, FL        | 23 Jul 11 | 13.40           | Benjamin SÉDÉCIAS (FRA) | Mannheim (Hoffmann) | 5 Jul 14  |
| 13.24             | Omar MCLEOD (JAM)         | Kingston (NS), JAM | 16 Mar 13 | 13.42           | Theophile VILTZ (USA)   | Eugene (HF), OR     | 6 Jul 14  |
| 13.25             | Arthur BLAKE (USA)        | Winter Park, FL    | 11 May 84 | 13.46           | Patrick ELGER (GER)     | Mannheim (Hoffmann) | 5 Jul 14  |
| 13.25             | Tyler MASON (JAM)         | Fort-de-France     | 21 Apr 14 | 13.47           | Roger IRIBARNE (CUB)    | La Habana (EP)      | 20 Jun 14 |

# RESULTS



## 110m Hurdles (99.0cm) Men - Semi-Final

First 2 in each heat (Q) and the next 2 fastest (q) advance to the Final

| RECORDS                         | RESULT NAME                       | COUNTRY                 | AGE                   | VENUE               | DATE        |
|---------------------------------|-----------------------------------|-------------------------|-----------------------|---------------------|-------------|
| World Junior Record <b>WJR</b>  | 13.12 Xiang LIU                   | CHN                     | 19                    | Lausanne            | 2 Jul 2002  |
| Championships Record <b>CR</b>  | 13.18 Yordan L. O'FARRILL         | CUB                     | 19                    | Barcelona (OS)      | 12 Jul 2012 |
| World Junior Leading <b>WJL</b> | 13.15 Wilhem BELOCIAN             | FRA                     | 19                    | Mannheim (Hoffmann) | 5 Jul 2014  |
| Area Junior Record <b>AJR</b>   | National Junior Record <b>NJR</b> | Personal Best <b>PB</b> | Season Best <b>SB</b> |                     |             |

### Heat 1

3

23 July 2014 17:32 START TIME

18° C TEMPERATURE 64 % HUMIDITY

-1.6 m/s WIND

| PLACE | BIB  | NAME                | COUNTRY | DATE of BIRTH | LANE | RESULT  | REACTION | Fn |
|-------|------|---------------------|---------|---------------|------|---------|----------|----|
| 1     | 604  | Wilhem BELOCIAN     | FRA     | 22 Jun 95     | 6    | 13.23 Q | 0.143    |    |
| 2     | 1520 | Nick ANDERSON       | USA     | 28 Apr 95     | 5    | 13.68 Q | 0.179    |    |
| 3     | 931  | Taioh KANAI         | JPN     | 28 Sep 95     | 7    | 13.85   | 0.153    |    |
| 4     | 424  | Roger IRIBARNE      | CUB     | 02 Jan 96     | 3    | 13.87   | 0.169    |    |
| 5     | 278  | Gabriel CONSTANTINO | BRA     | 09 Feb 95     | 8    | 13.93   | 0.177    |    |
| 6     | 154  | Ivor METCALF        | AUS     | 29 Oct 95     | 1    | 13.94   | 0.140    |    |
| 7     | 1640 | David FRANCO        | VEN     | 12 Jul 95     | 2    | 13.98   | 0.144    |    |
| 8     | 1089 | Job BEINTEMA        | NED     | 24 May 95     | 4    | 14.10   | 0.154    |    |

### Heat 2

3

23 July 2014 17:39 START TIME

18° C TEMPERATURE 64 % HUMIDITY

-0.3 m/s WIND

| PLACE | BIB  | NAME                    | COUNTRY | DATE of BIRTH | LANE | RESULT             | REACTION | Fn |
|-------|------|-------------------------|---------|---------------|------|--------------------|----------|----|
| 1     | 662  | David OMOREGIE          | GBR     | 01 Nov 95     | 4    | 13.36 Q            | 0.161    |    |
| 2     | 613  | Benjamin SÉDÉCIAS       | FRA     | 18 Jan 95     | 6    | 13.45 Q            | 0.170    |    |
| 3     | 519  | Francisco LÓPEZ         | ESP     | 16 Apr 95     | 3    | 13.55 q <b>NJR</b> | 0.156    |    |
| 4     | 1443 | Ruebin WALTERS          | TTO     | 02 Apr 95     | 7    | 13.61 q            | 0.138    |    |
| 5     | 897  | Marvin WILLIAMS         | JAM     | 13 Jun 96     | 5    | 13.70              | 0.157    |    |
| 6     | 279  | Júlio César DE OLIVEIRA | BRA     | 15 May 96     | 8    | 13.91              | 0.178    |    |
| 7     | 145  | Matthew DE BRUIN        | AUS     | 14 Jan 96     | 1    | 13.99              | 0.133    |    |
| 8     | 852  | Simone POCCIA           | ITA     | 16 Jan 95     | 2    | 14.15              | 0.180    |    |

### Heat 3

3

23 July 2014 17:46 START TIME

18° C TEMPERATURE 64 % HUMIDITY

-1.7 m/s WIND

| PLACE | BIB  | NAME              | COUNTRY | DATE of BIRTH | LANE | RESULT             | REACTION | Fn |
|-------|------|-------------------|---------|---------------|------|--------------------|----------|----|
| 1     | 894  | Tyler MASON       | JAM     | 15 Nov 95     | 5    | 13.45 Q            | 0.165    |    |
| 2     | 1020 | Welington ZAZA    | LBR     | 20 Jan 95     | 8    | 13.53 Q <b>NJR</b> | 0.166    |    |
| 3     | 691  | Patrick ELGER     | GER     | 25 Jan 96     | 6    | 13.84              | 0.170    |    |
| 4     | 784  | Valdó SZÜCS       | HUN     | 29 Jun 95     | 3    | 13.93              | 0.193    |    |
| 5     | 1571 | Theophile VILTZ   | USA     | 21 Feb 96     | 4    | 14.02              | 0.164    |    |
| 6     | 930  | Masahiro KAGIMOTO | JPN     | 29 Sep 95     | 7    | 14.04              | 0.163    |    |
| 7     | 212  | Kirk LEWIS        | BAH     | 05 Mar 95     | 1    | 14.05              | 0.167    |    |
| 8     | 1230 | Ricardo TORRES    | PUR     | 13 Feb 96     | 2    | 14.34              | 0.152    |    |

#### ALL-TIME TOP LIST

| RESULT | NAME                      | VENUE              | DATE      |
|--------|---------------------------|--------------------|-----------|
| 13.08  | Wayne C. DAVIS II (USA)   | Port of Spain      | 31 Jul 09 |
| 13.14  | Eddie LOVETT (USA)        | Miramar, FL        | 23 Jul 11 |
| 13.17  | David OMOREGIE (GBR)      | Bedford, GBR       | 22 Jun 14 |
| 13.18  | Yordan L. O'FARRILL (CUB) | Barcelona (OS)     | 12 Jul 12 |
| 13.18  | Wilhem BELOCIAN (FRA)     | Rieti              | 20 Jul 13 |
| 13.23  | Artur NOGA (POL)          | Beijing (CSC)      | 20 Aug 06 |
| 13.24  | Roy SMITH (USA)           | Miramar, FL        | 23 Jul 11 |
| 13.24  | Omar MCLEOD (JAM)         | Kingston (NS), JAM | 16 Mar 13 |
| 13.25  | Arthur BLAKE (USA)        | Winter Park, FL    | 11 May 84 |
| 13.25  | Tyler MASON (JAM)         | Fort-de-France     | 21 Apr 14 |

#### SEASON TOP LIST

| RESULT | NAME                    | VENUE               | DATE      |
|--------|-------------------------|---------------------|-----------|
| 13.15  | Wilhem BELOCIAN (FRA)   | Mannheim (Hoffmann) | 5 Jul 14  |
| 13.17  | David OMOREGIE (GBR)    | Bedford, GBR        | 22 Jun 14 |
| 13.25  | Tyler MASON (JAM)       | Fort-de-France      | 21 Apr 14 |
| 13.33  | Taioh KANAI (JPN)       | Taipei              | 14 Jun 14 |
| 13.37  | Nick ANDERSON (USA)     | Eugene (HF), OR     | 6 Jul 14  |
| 13.40  | Isaiah MOORE (USA)      | Greensboro, NC      | 14 Jun 14 |
| 13.40  | Benjamin SÉDÉCIAS (FRA) | Mannheim (Hoffmann) | 5 Jul 14  |
| 13.42  | Theophile VILTZ (USA)   | Eugene (HF), OR     | 6 Jul 14  |
| 13.46  | Patrick ELGER (GER)     | Mannheim (Hoffmann) | 5 Jul 14  |
| 13.47  | Roger IRIBARNE (CUB)    | La Habana (EP)      | 20 Jun 14 |



# SUMMARY



## 110m Hurdles (99.0cm) Men - Round 1

First 3 in each heat (Q) and the next 3 fastest (q) advance to the Semi-Finals

| RECORDS                         | RESULT | NAME                              | COUNTRY | AGE                     | VENUE               | DATE                  |
|---------------------------------|--------|-----------------------------------|---------|-------------------------|---------------------|-----------------------|
| World Junior Record <b>WJR</b>  | 13.12  | Xiang LIU                         | CHN     | 19                      | Lausanne            | 2 Jul 2002            |
| Championships Record <b>CR</b>  | 13.18  | Yordan L. O'FARRILL               | CUB     | 19                      | Barcelona (OS)      | 12 Jul 2012           |
| World Junior Leading <b>WJL</b> | 13.15  | Wilhem BELOCIAN                   | FRA     | 19                      | Mannheim (Hoffmann) | 5 Jul 2014            |
| Area Junior Record <b>AJR</b>   |        | National Junior Record <b>NJR</b> |         | Personal Best <b>PB</b> |                     | Season Best <b>SB</b> |

22 July 2014

| RANK | PLACE | HEAT | LANE | BIB  | NAME                    | COUNTRY | DATE of BIRTH | RESULT                    | WIND |
|------|-------|------|------|------|-------------------------|---------|---------------|---------------------------|------|
| 1    | 1     | 6    | 2    | 662  | David OMOREGIE          | GBR     | 01 Nov 95     | <b>13.24 Q</b>            | +0.7 |
| 2    | 1     | 4    | 4    | 604  | Wilhem BELOCIAN         | FRA     | 22 Jun 95     | <b>13.40 Q</b>            | -0.1 |
| 3    | 1     | 5    | 3    | 894  | Tyler MASON             | JAM     | 15 Nov 95     | <b>13.46 Q</b>            | -0.3 |
| 4    | 1     | 2    | 7    | 1571 | Theophile VILTZ         | USA     | 21 Feb 96     | <b>13.59 Q</b>            | +0.5 |
| 5    | 1     | 3    | 6    | 1520 | Nick ANDERSON           | USA     | 28 Apr 95     | <b>13.61 Q</b>            | -0.2 |
| 6    | 1     | 1    | 5    | 613  | Benjamin SÉDÉCIAS       | FRA     | 18 Jan 95     | <b>13.62 Q</b>            | +0.1 |
| 7    | 2     | 1    | 8    | 424  | Roger IRIBARNE          | CUB     | 02 Jan 96     | <b>13.63 Q</b>            | +0.1 |
| 8    | 2     | 2    | 1    | 691  | Patrick ELGER           | GER     | 25 Jan 96     | <b>13.64 Q</b>            | +0.5 |
| 9    | 2     | 3    | 5    | 784  | Valdó SZÜCS             | HUN     | 29 Jun 95     | <b>13.66 Q</b> <b>PB</b>  | -0.2 |
| 9    | 3     | 2    | 8    | 1020 | Wellington ZAZA         | LBR     | 20 Jan 95     | <b>13.66 Q</b> <b>SB</b>  | +0.5 |
| 11   | 3     | 3    | 8    | 930  | Masahiro KAGIMOTO       | JPN     | 29 Sep 95     | <b>13.68 Q</b>            | -0.2 |
| 12   | 1     | 7    | 7    | 897  | Marvin WILLIAMS         | JAM     | 13 Jun 96     | <b>13.71 Q</b>            | +0.6 |
| 12   | 4     | 3    | 1    | 1230 | Ricardo TORRES          | PUR     | 13 Feb 96     | <b>13.71 q</b> <b>NJR</b> | -0.2 |
| 14   | 2     | 6    | 6    | 1089 | Job BEINTEMA            | NED     | 24 May 95     | <b>13.74 Q</b>            | +0.7 |
| 14   | 4     | 2    | 2    | 154  | Ivor METCALF            | AUS     | 29 Oct 95     | <b>13.74 q</b> <b>PB</b>  | +0.5 |
| 16   | 2     | 7    | 1    | 519  | Francisco LÓPEZ         | ESP     | 16 Apr 95     | <b>13.75 Q</b>            | +0.6 |
| 17   | 2     | 5    | 1    | 1443 | Ruebin WALTERS          | TTO     | 02 Apr 95     | <b>13.76 Q</b>            | -0.3 |
| 18   | 3     | 6    | 3    | 279  | Júlio César DE OLIVEIRA | BRA     | 15 May 96     | <b>13.80 Q</b>            | +0.7 |
| 19   | 3     | 7    | 3    | 931  | Taioh KANAI             | JPN     | 28 Sep 95     | <b>13.81 Q</b>            | +0.6 |
| 20   | 3     | 1    | 4    | 145  | Matthew DE BRUIN        | AUS     | 14 Jan 96     | <b>13.87 Q</b>            | +0.1 |
| 21   | 2     | 4    | 3    | 278  | Gabriel CONSTANTINO     | BRA     | 09 Feb 95     | <b>13.88 Q</b>            | -0.1 |
| 22   | 3     | 4    | 8    | 1640 | David FRANCO            | VEN     | 12 Jul 95     | <b>13.89 Q</b>            | -0.1 |
| 23   | 4     | 6    | 1    | 852  | Simone POCCIA           | ITA     | 16 Jan 95     | <b>13.90 q</b> <b>PB</b>  | +0.7 |
| 24   | 4     | 4    | 2    | 231  | Michael NICHOLLS        | BAR     | 06 Apr 97     | <b>13.92</b>              | -0.1 |
| 25   | 3     | 5    | 6    | 212  | Kirk LEWIS              | BAH     | 05 Mar 95     | <b>13.93 Q</b>            | -0.3 |
| 26   | 4     | 5    | 4    | 839  | Luca DE MAESTRI         | ITA     | 11 Jan 95     | <b>13.98</b>              | -0.3 |
| 27   | 5     | 3    | 3    | 395  | Joshuan BERRIOS         | COL     | 24 Jan 97     | <b>13.99</b>              | -0.2 |
| 28   | 4     | 7    | 5    | 1430 | Chih-Hao LIN            | TPE     | 07 Jun 96     | <b>14.00</b>              | +0.6 |
| 29   | 4     | 1    | 1    | 208  | Xavier COAKLEY          | BAH     | 01 Oct 96     | <b>14.01</b>              | +0.1 |
| 29   | 5     | 5    | 2    | 664  | Khai RILEY-LABORDE      | GBR     | 08 Nov 95     | <b>14.01</b>              | -0.3 |
| 31   | 5     | 1    | 3    | 1357 | Maurus MEYER            | SUI     | 24 May 95     | <b>14.02</b>              | +0.1 |
| 32   | 5     | 7    | 6    | 1173 | Dawid ŻEBROWSKI         | POL     | 08 Jan 97     | <b>14.04</b>              | +0.6 |
| 32   | 5     | 6    | 5    | 524  | Gerard Mateu PORRAS     | ESP     | 14 Apr 96     | <b>14.04</b>              | +0.7 |
| 32   | 6     | 5    | 5    | 1108 | Bashiru ABDULLAHI       | NGR     | 26 Oct 97     | <b>14.04</b> <b>NJR</b>   | -0.3 |
| 35   | 5     | 2    | 5    | 1358 | Alain-Hervé MFOMKPA     | SUI     | 04 Jun 96     | <b>14.09</b>              | +0.5 |
| 35   | 6     | 2    | 6    | 1293 | Aleksey KUDRYAVTSEV     | RUS     | 29 Sep 95     | <b>14.09</b>              | +0.5 |
| 37   | 5     | 4    | 7    | 1428 | Shih-Wei HUANG          | TPE     | 11 Oct 95     | <b>14.10</b>              | -0.1 |
| 38   | 7     | 2    | 3    | 1026 | Rapolas SAULIUS         | LTU     | 15 Feb 96     | <b>14.19</b>              | +0.5 |



**SUMMARY**  
**110m Hurdles (99.0cm) Men - Round 1**

22 July 2014

| RANK | PLACE | HEAT | LANE | BIB  | NAME                | COUNTRY | DATE of BIRTH | RESULT       |     | WIND |
|------|-------|------|------|------|---------------------|---------|---------------|--------------|-----|------|
| 39   | 6     | 1    | 6    | 1239 | Adrian BOLDEANU     | ROU     | 21 Apr 95     | <b>14.20</b> | PB  | +0.1 |
| 40   | 6     | 3    | 7    | 797  | Arasy Akbar WITARSA | INA     | 27 Nov 95     | <b>14.21</b> |     | -0.2 |
| 40   | 7     | 5    | 8    | 407  | David ŠARANCIC      | CRO     | 18 Feb 95     | <b>14.21</b> |     | -0.3 |
| 42   | 6     | 4    | 5    | 1496 | Bohdan CHORNOMAZ    | UKR     | 02 Apr 96     | <b>14.26</b> |     | -0.1 |
| 43   | 6     | 7    | 8    | 363  | Francisco LÓPEZ     | CHI     | 24 May 95     | <b>14.36</b> |     | +0.6 |
| 44   | 7     | 1    | 2    | 1069 | Mauricio VÁZQUEZ    | MEX     | 01 Apr 95     | <b>14.38</b> |     | +0.1 |
| 45   | 7     | 7    | 4    | 774  | Kin-Lok FUNG        | HKG     | 09 Mar 95     | <b>14.43</b> |     | +0.6 |
| 46   | 6     | 6    | 7    | 1460 | Samir AKOVALI       | TUR     | 08 Feb 95     | <b>14.51</b> | PB  | +0.7 |
| 46   | 8     | 5    | 7    | 1228 | Chewys PARRA        | PUR     | 11 Feb 95     | <b>14.51</b> |     | -0.3 |
| 48   | 7     | 6    | 4    | 1498 | Maksat KANDYMOV     | UKR     | 06 Feb 95     | <b>14.53</b> |     | +0.7 |
| 49   | 8     | 6    | 8    | 1441 | Aaron LEWIS         | TTO     | 23 Jan 96     | <b>14.58</b> |     | +0.7 |
| 50   | 7     | 3    | 4    | 753  | Yakubu IBRAHIM      | GHA     | 24 Jul 95     | <b>14.61</b> | NJR | -0.2 |
| 51   | 8     | 7    | 2    | 1002 | Dongmin SHIN        | KOR     | 21 Jun 96     | <b>14.73</b> | NJR | +0.6 |
| 52   | 7     | 4    | 6    | 1053 | Jorge BURGOS        | MEX     | 24 Nov 96     | <b>14.76</b> |     | -0.1 |
| 53   | 8     | 2    | 4    | 1233 | Namataiki TEVENINO  | PYF     | 20 Jun 96     | <b>15.08</b> |     | +0.5 |
| 54   | 8     | 3    | 2    | 119  | Gastón SAYAGO       | ARG     | 21 Jan 96     | <b>16.92</b> |     | -0.2 |
|      |       | 1    | 7    | 1325 | Abu KAMARA          | SLE     | 13 Mar 96     | <b>DNS</b>   |     | +0.1 |

| ALL-TIME TOP LIST |                           |                    |           | SEASON TOP LIST |                         |                     |           |
|-------------------|---------------------------|--------------------|-----------|-----------------|-------------------------|---------------------|-----------|
| RESULT            | NAME                      | VENUE              | DATE      | RESULT          | NAME                    | VENUE               | DATE      |
| 13.08             | Wayne C. DAVIS II (USA)   | Port of Spain      | 31 Jul 09 | 13.15           | Wilhem BELOCIAN (FRA)   | Mannheim (Hoffmann) | 5 Jul 14  |
| 13.14             | Eddie LOVETT (USA)        | Miramar, FL        | 23 Jul 11 | 13.17           | David OMOREGIE (GBR)    | Bedford, GBR        | 22 Jun 14 |
| 13.17             | David OMOREGIE (GBR)      | Bedford, GBR       | 22 Jun 14 | 13.25           | Tyler MASON (JAM)       | Fort-de-France      | 21 Apr 14 |
| 13.18             | Yordan L. O'FARRILL (CUB) | Barcelona (OS)     | 12 Jul 12 | 13.33           | Taioh KANAI (JPN)       | Taipei              | 14 Jun 14 |
| 13.18             | Wilhem BELOCIAN (FRA)     | Rieti              | 20 Jul 13 | 13.37           | Nick ANDERSON (USA)     | Eugene (HF), OR     | 6 Jul 14  |
| 13.23             | Artur NOGA (POL)          | Beijing (CSC)      | 20 Aug 06 | 13.40           | Isaiah MOORE (USA)      | Greensboro, NC      | 14 Jun 14 |
| 13.24             | Roy SMITH (USA)           | Miramar, FL        | 23 Jul 11 | 13.40           | Benjamin SÉDÉCIAS (FRA) | Mannheim (Hoffmann) | 5 Jul 14  |
| 13.24             | Omar MCLEOD (JAM)         | Kingston (NS), JAM | 16 Mar 13 | 13.42           | Theophile VILTZ (USA)   | Eugene (HF), OR     | 6 Jul 14  |
| 13.25             | Arthur BLAKE (USA)        | Winter Park, FL    | 11 May 84 | 13.46           | Patrick ELGER (GER)     | Mannheim (Hoffmann) | 5 Jul 14  |
| 13.25             | Tyler MASON (JAM)         | Fort-de-France     | 21 Apr 14 | 13.47           | Roger IRIBARNE (CUB)    | La Habana (EP)      | 20 Jun 14 |



## RESULTS



## 110m Hurdles (99.0cm) Men - Round 1

First 3 in each heat (Q) and the next 3 fastest (q) advance to the Semi-Finals

| RECORDS              | RESULT     | NAME                   | COUNTRY             | AGE           | VENUE     | DATE                           |           |
|----------------------|------------|------------------------|---------------------|---------------|-----------|--------------------------------|-----------|
| World Junior Record  | <b>WJR</b> | 13.12                  | Xiang LIU           | CHN           | 19        | Lausanne 2 Jul 2002            |           |
| Championships Record | <b>CR</b>  | 13.18                  | Yordan L. O'FARRILL | CUB           | 19        | Barcelona (OS) 12 Jul 2012     |           |
| World Junior Leading | <b>WJL</b> | 13.15                  | Wilhem BELOCIAN     | FRA           | 19        | Mannheim (Hoffmann) 5 Jul 2014 |           |
| Area Junior Record   | <b>AJR</b> | National Junior Record | <b>NJR</b>          | Personal Best | <b>PB</b> | Season Best                    | <b>SB</b> |

## Heat 1

7

22 July 2014 11:01 START TIME

18° C TEMPERATURE 73 % HUMIDITY

+0.1 m/s WIND

| PLACE | BIB  | NAME              | COUNTRY | DATE of BIRTH | LANE | RESULT  | REACTION | Fn        |
|-------|------|-------------------|---------|---------------|------|---------|----------|-----------|
| 1     | 613  | Benjamin SÉDÉCIAS | FRA     | 18 Jan 95     | 5    | 13.62 Q | 0.163    |           |
| 2     | 424  | Roger IRIBARNE    | CUB     | 02 Jan 96     | 8    | 13.63 Q | 0.246    |           |
| 3     | 145  | Matthew DE BRUIN  | AUS     | 14 Jan 96     | 4    | 13.87 Q | 0.151    |           |
| 4     | 208  | Xavier COAKLEY    | BAH     | 01 Oct 96     | 1    | 14.01   | 0.149    |           |
| 5     | 1357 | Maurus MEYER      | SUI     | 24 May 95     | 3    | 14.02   | 0.159    |           |
| 6     | 1239 | Adrian BOLDEANU   | ROU     | 21 Apr 95     | 6    | 14.20   | 0.204    | <b>PB</b> |
| 7     | 1069 | Mauricio VÁZQUEZ  | MEX     | 01 Apr 95     | 2    | 14.38   | 0.209    |           |
|       | 1325 | Abu KAMARA        | SLE     | 13 Mar 96     | 7    | DNS     |          |           |

## Heat 2

7

22 July 2014 11:06 START TIME

18° C TEMPERATURE 73 % HUMIDITY

+0.5 m/s WIND

| PLACE | BIB  | NAME                | COUNTRY | DATE of BIRTH | LANE | RESULT  | REACTION | Fn        |
|-------|------|---------------------|---------|---------------|------|---------|----------|-----------|
| 1     | 1571 | Theophile VILTZ     | USA     | 21 Feb 96     | 7    | 13.59 Q | 0.183    |           |
| 2     | 691  | Patrick ELGER       | GER     | 25 Jan 96     | 1    | 13.64 Q | 0.161    |           |
| 3     | 1020 | Wellington ZAZA     | LBR     | 20 Jan 95     | 8    | 13.66 Q | 0.188    | <b>SB</b> |
| 4     | 154  | Ivor METCALF        | AUS     | 29 Oct 95     | 2    | 13.74 q | 0.133    | <b>PB</b> |
| 5     | 1358 | Alain-Hervé MFOMKPA | SUI     | 04 Jun 96     | 5    | 14.09   | 0.149    |           |
| 6     | 1293 | Aleksey KUDRYAVTSEV | RUS     | 29 Sep 95     | 6    | 14.09   | 0.206    |           |
| 7     | 1026 | Rapolas SAULIUS     | LTU     | 15 Feb 96     | 3    | 14.19   | 0.189    |           |
| 8     | 1233 | Namataiki TEVENINO  | PYF     | 20 Jun 96     | 4    | 15.08   | 0.190    |           |

## Heat 3

7

22 July 2014 11:12 START TIME

18° C TEMPERATURE 73 % HUMIDITY

-0.2 m/s WIND

| PLACE | BIB  | NAME                | COUNTRY | DATE of BIRTH | LANE | RESULT  | REACTION | Fn         |
|-------|------|---------------------|---------|---------------|------|---------|----------|------------|
| 1     | 1520 | Nick ANDERSON       | USA     | 28 Apr 95     | 6    | 13.61 Q | 0.175    |            |
| 2     | 784  | Valdó SZÜCS         | HUN     | 29 Jun 95     | 5    | 13.66 Q | 0.122    | <b>PB</b>  |
| 3     | 930  | Masahiro KAGIMOTO   | JPN     | 29 Sep 95     | 8    | 13.68 Q | 0.151    |            |
| 4     | 1230 | Ricardo TORRES      | PUR     | 13 Feb 96     | 1    | 13.71 q | 0.153    | <b>NJR</b> |
| 5     | 395  | Joshuan BERRIOS     | COL     | 24 Jan 97     | 3    | 13.99   | 0.196    |            |
| 6     | 797  | Arasy Akbar WITARSA | INA     | 27 Nov 95     | 7    | 14.21   | 0.166    |            |
| 7     | 753  | Yakubu IBRAHIM      | GHA     | 24 Jul 95     | 4    | 14.61   | 0.232    | <b>NJR</b> |
| 8     | 119  | Gastón SAYAGO       | ARG     | 21 Jan 96     | 2    | 16.92   | 0.144    |            |

**RESULTS**  
**110m Hurdles (99.0cm) Men - Round 1**

**Heat 4** 7      22 July 2014    11:19 START TIME      20° C TEMPERATURE    60 % HUMIDITY      -0.1 m/s WIND

| PLACE | BIB  | NAME                | COUNTRY | DATE of BIRTH | LANE | RESULT         | REACTION | Fn |
|-------|------|---------------------|---------|---------------|------|----------------|----------|----|
| 1     | 604  | Wilhem BELOCIAN     | FRA     | 22 Jun 95     | 4    | <b>13.40 Q</b> | 0.152    |    |
| 2     | 278  | Gabriel CONSTANTINO | BRA     | 09 Feb 95     | 3    | <b>13.88 Q</b> | 0.186    |    |
| 3     | 1640 | David FRANCO        | VEN     | 12 Jul 95     | 8    | <b>13.89 Q</b> | 0.154    |    |
| 4     | 231  | Michael NICHOLLS    | BAR     | 06 Apr 97     | 2    | <b>13.92</b>   | 0.209    |    |
| 5     | 1428 | Shih-Wei HUANG      | TPE     | 11 Oct 95     | 7    | <b>14.10</b>   | 0.175    |    |
| 6     | 1496 | Bohdan CHORNOMAZ    | UKR     | 02 Apr 96     | 5    | <b>14.26</b>   | 0.152    |    |
| 7     | 1053 | Jorge BURGOS        | MEX     | 24 Nov 96     | 6    | <b>14.76</b>   | 0.211    |    |

**Heat 5** 7      22 July 2014    11:24 START TIME      20° C TEMPERATURE    60 % HUMIDITY      -0.3 m/s WIND

| PLACE | BIB  | NAME               | COUNTRY | DATE of BIRTH | LANE | RESULT         | REACTION   | Fn    |
|-------|------|--------------------|---------|---------------|------|----------------|------------|-------|
| 1     | 894  | Tyler MASON        | JAM     | 15 Nov 95     | 3    | <b>13.46 Q</b> | 0.168      |       |
| 2     | 1443 | Ruebin WALTERS     | TTO     | 02 Apr 95     | 1    | <b>13.76 Q</b> | 0.138      |       |
| 3     | 212  | Kirk LEWIS         | BAH     | 05 Mar 95     | 6    | <b>13.93 Q</b> | 0.243      |       |
| 4     | 839  | Luca DE MAESTRI    | ITA     | 11 Jan 95     | 4    | <b>13.98</b>   | 0.159      |       |
| 5     | 664  | Khai RILEY-LABORDE | GBR     | 08 Nov 95     | 2    | <b>14.01</b>   | 0.156      |       |
| 6     | 1108 | Bashiru ABDULLAHI  | NGR     | 26 Oct 97     | 5    | <b>14.04</b>   | <b>NJR</b> | 0.175 |
| 7     | 407  | David ŠARANCIC     | CRO     | 18 Feb 95     | 8    | <b>14.21</b>   | 0.188      |       |
| 8     | 1228 | Chewys PARRA       | PUR     | 11 Feb 95     | 7    | <b>14.51</b>   | 0.201      |       |

**Heat 6** 7      22 July 2014    11:29 START TIME      20° C TEMPERATURE    60 % HUMIDITY      +0.7 m/s WIND

| PLACE | BIB  | NAME                    | COUNTRY | DATE of BIRTH | LANE | RESULT         | REACTION  | Fn    |
|-------|------|-------------------------|---------|---------------|------|----------------|-----------|-------|
| 1     | 662  | David OMOREGIE          | GBR     | 01 Nov 95     | 2    | <b>13.24 Q</b> | 0.000     |       |
| 2     | 1089 | Job BEINTEMA            | NED     | 24 May 95     | 6    | <b>13.74 Q</b> | 0.178     |       |
| 3     | 279  | Júlio César DE OLIVEIRA | BRA     | 15 May 96     | 3    | <b>13.80 Q</b> | 0.151     |       |
| 4     | 852  | Simone POCCIA           | ITA     | 16 Jan 95     | 1    | <b>13.90 q</b> | <b>PB</b> | 0.176 |
| 5     | 524  | Gerard Mateu PORRAS     | ESP     | 14 Apr 96     | 5    | <b>14.04</b>   | 0.207     |       |
| 6     | 1460 | Samir AKOVALI           | TUR     | 08 Feb 95     | 7    | <b>14.51</b>   | <b>PB</b> | 0.266 |
| 7     | 1498 | Maksat KANDYMOV         | UKR     | 06 Feb 95     | 4    | <b>14.53</b>   | 0.189     |       |
| 8     | 1441 | Aaron LEWIS             | TTO     | 23 Jan 96     | 8    | <b>14.58</b>   | 0.189     |       |

**Heat 7** 7      22 July 2014    11:35 START TIME      20° C TEMPERATURE    60 % HUMIDITY      +0.6 m/s WIND

| PLACE | BIB  | NAME            | COUNTRY | DATE of BIRTH | LANE | RESULT         | REACTION   | Fn    |
|-------|------|-----------------|---------|---------------|------|----------------|------------|-------|
| 1     | 897  | Marvin WILLIAMS | JAM     | 13 Jun 96     | 7    | <b>13.71 Q</b> | 0.166      |       |
| 2     | 519  | Francisco LÓPEZ | ESP     | 16 Apr 95     | 1    | <b>13.75 Q</b> | 0.175      |       |
| 3     | 931  | Taioh KANAI     | JPN     | 28 Sep 95     | 3    | <b>13.81 Q</b> | 0.155      |       |
| 4     | 1430 | Chih-Hao LIN    | TPE     | 07 Jun 96     | 5    | <b>14.00</b>   | 0.169      |       |
| 5     | 1173 | Dawid ŻEBROWSKI | POL     | 08 Jan 97     | 6    | <b>14.04</b>   | 0.155      |       |
| 6     | 363  | Francisco LÓPEZ | CHI     | 24 May 95     | 8    | <b>14.36</b>   | 0.225      |       |
| 7     | 774  | Kin-Lok FUNG    | HKG     | 09 Mar 95     | 4    | <b>14.43</b>   | 0.180      |       |
| 8     | 1002 | Dongmin SHIN    | KOR     | 21 Jun 96     | 2    | <b>14.73</b>   | <b>NJR</b> | 0.168 |





**RESULTS**  
**110m Hurdles (99.0cm) Men - Round 1**

| ALL-TIME TOP LIST |                           |                    |           | SEASON TOP LIST |                         |                     |           |
|-------------------|---------------------------|--------------------|-----------|-----------------|-------------------------|---------------------|-----------|
| RESULT            | NAME                      | VENUE              | DATE      | RESULT          | NAME                    | VENUE               | DATE      |
| 13.08             | Wayne C. DAVIS II (USA)   | Port of Spain      | 31 Jul 09 | 13.15           | Wilhem BELOCIAN (FRA)   | Mannheim (Hoffmann) | 5 Jul 14  |
| 13.14             | Eddie LOVETT (USA)        | Miramar, FL        | 23 Jul 11 | 13.17           | David OMOREGIE (GBR)    | Bedford, GBR        | 22 Jun 14 |
| 13.17             | David OMOREGIE (GBR)      | Bedford, GBR       | 22 Jun 14 | 13.25           | Tyler MASON (JAM)       | Fort-de-France      | 21 Apr 14 |
| 13.18             | Yordan L. O'FARRILL (CUB) | Barcelona (OS)     | 12 Jul 12 | 13.33           | Taioh KANAI (JPN)       | Taipei              | 14 Jun 14 |
| 13.18             | Wilhem BELOCIAN (FRA)     | Rieti              | 20 Jul 13 | 13.37           | Nick ANDERSON (USA)     | Eugene (HF), OR     | 6 Jul 14  |
| 13.23             | Artur NOGA (POL)          | Beijing (CSC)      | 20 Aug 06 | 13.40           | Isaiah MOORE (USA)      | Greensboro, NC      | 14 Jun 14 |
| 13.24             | Roy SMITH (USA)           | Miramar, FL        | 23 Jul 11 | 13.40           | Benjamin SÉDÉCIAS (FRA) | Mannheim (Hoffmann) | 5 Jul 14  |
| 13.24             | Omar MCLEOD (JAM)         | Kingston (NS), JAM | 16 Mar 13 | 13.42           | Theophile VILTZ (USA)   | Eugene (HF), OR     | 6 Jul 14  |
| 13.25             | Arthur BLAKE (USA)        | Winter Park, FL    | 11 May 84 | 13.46           | Patrick ELGER (GER)     | Mannheim (Hoffmann) | 5 Jul 14  |
| 13.25             | Tyler MASON (JAM)         | Fort-de-France     | 21 Apr 14 | 13.47           | Roger IRIBARNE (CUB)    | La Habana (EP)      | 20 Jun 14 |



# RESULTS



## 400 Metres Hurdles Men - Final

| RECORDS                         | RESULT                            | NAME                    | COUNTRY               | AGE | VENUE           | DATE        |
|---------------------------------|-----------------------------------|-------------------------|-----------------------|-----|-----------------|-------------|
| World Junior Record <b>WJR</b>  | <b>48.02</b>                      | Danny HARRIS            | USA                   | 19  | Los Angeles, CA | 17 Jun 1984 |
| Championships Record <b>CR</b>  | <b>48.51</b>                      | Kerron CLEMENT          | USA                   | 19  | Grosseto        | 16 Jul 2004 |
| World Junior Leading <b>WJL</b> | <b>49.29</b>                      | Jaheel HYDE             | JAM                   | 17  | Eugene          | 25 Jul 2014 |
| Area Junior Record <b>AJR</b>   | National Junior Record <b>NJR</b> | Personal Best <b>PB</b> | Season Best <b>SB</b> |     |                 |             |

25 July 2014 19:33 START TIME 27° C TEMPERATURE 37% HUMIDITY

| PLACE | BIB  | NAME              | COUNTRY | DATE of BIRTH | LANE | RESULT                  | REACTION | Fr |
|-------|------|-------------------|---------|---------------|------|-------------------------|----------|----|
| 1     | 882  | Jaheel HYDE       | JAM     | 02 Feb 97     | 5    | <b>49.29</b> <b>WJL</b> | 0.169    |    |
| 2     | 303  | Ali Khamis KHAMIS | BRN     | 30 Jun 95     | 3    | <b>49.55</b> <b>NJR</b> | 0.172    |    |
| 3     | 1538 | Tim HOLMES        | USA     | 02 Jul 95     | 6    | <b>50.07</b>            | 0.200    |    |
| 4     | 697  | Jonas HANSSEN     | GER     | 15 Jul 95     | 4    | <b>51.07</b>            | 0.165    |    |
| 5     | 379  | Sihang YI         | CHN     | 18 Mar 95     | 2    | <b>51.32</b> <b>PB</b>  | 0.184    |    |
| 6     | 426  | Leandro ZAMORA    | CUB     | 11 Mar 96     | 1    | <b>51.49</b>            | 0.157    |    |
| 7     | 428  | José Luis GASPAR  | CUB     | 25 Aug 95     | 8    | <b>51.71</b>            | 0.225    |    |
|       | 1263 | Ruan MENTZ        | RSA     | 12 Jan 95     | 7    | <b>DNF</b>              | 0.203    |    |

| ALL-TIME TOP LIST |                         |                 |           | SEASON TOP LIST |                         |                     |           |
|-------------------|-------------------------|-----------------|-----------|-----------------|-------------------------|---------------------|-----------|
| RESULT            | NAME                    | VENUE           | DATE      | RESULT          | NAME                    | VENUE               | DATE      |
| 48.02             | Danny HARRIS (USA)      | Los Angeles, CA | 17 Jun 84 | 49.29           | Jaheel HYDE (JAM)       | Eugene              | 25 Jul 14 |
| 48.26             | Jehue GORDON (TTO)      | Berlin          | 18 Aug 09 | 49.55           | Ali Khamis KHAMIS (BRN) | Eugene              | 25 Jul 14 |
| 48.51             | Kerron CLEMENT (USA)    | Grosseto        | 16 Jul 04 | 49.90           | Tim HOLMES (USA)        | Fayetteville, AR    | 30 May 14 |
| 48.52             | Johnny DUTCH (USA)      | Eugene, OR      | 29 Jun 08 | 50.13           | Kenneth SELMON (USA)    | Eugene (HF), OR     | 6 Jul 14  |
| 48.62             | Brandon JOHNSON (USA)   | Grosseto        | 16 Jul 04 | 50.49           | Chia-Hsuan YU (TPE)     | Taipei              | 15 Jun 14 |
| 48.68             | Bayano KAMANI (USA)     | Boise, ID       | 4 Jun 99  | 50.61           | Guozhong WANG (CHN)     | Taipei              | 15 Jun 14 |
| 48.68             | Jeshua ANDERSON (USA)   | Bydgoszcz       | 11 Jul 08 | 50.62           | Khallifah ROSSER (USA)  | Eugene (HF), OR     | 6 Jul 14  |
| 48.72             | Anqelo TAYLOR (USA)     | Bloomington, IN | 6 Jun 97  | 50.65           | José Luis GASPAR (CUB)  | La Habana (EP)      | 25 May 14 |
| 48.74             | Vladimir BUDKO (URS)    | Moskva          | 18 Aug 84 | 50.68           | Jonas HANSSEN (GER)     | Mannheim (Hoffmann) | 6 Jul 14  |
| 48.76             | Llewellyn HERBERT (RSA) | Pretoria        | 8 Apr 96  | 50.71           | Ruan MENTZ (RSA)        | Pretoria (ABSA)     | 26 Apr 14 |

# RESULT PROGRESSION



## 400 Metres Hurdles Men - Final

| RECORDS              | RESULT     | NAME                   | COUNTRY        | AGE           | VENUE     | DATE                        |           |
|----------------------|------------|------------------------|----------------|---------------|-----------|-----------------------------|-----------|
| World Junior Record  | <b>WJR</b> | <b>48.02</b>           | Danny HARRIS   | USA           | 19        | Los Angeles, CA 17 Jun 1984 |           |
| Championships Record | <b>CR</b>  | <b>48.51</b>           | Kerron CLEMENT | USA           | 19        | Grosseto 16 Jul 2004        |           |
| World Junior Leading | <b>WJL</b> | <b>49.29</b>           | Jaheel HYDE    | JAM           | 17        | Eugene 25 Jul 2014          |           |
| Area Junior Record   | <b>AJR</b> | National Junior Record | <b>NJR</b>     | Personal Best | <b>PB</b> | Season Best                 | <b>SB</b> |

25 July 2014

| RANK | BIB        | NAME              | COUNTRY   | DATE of BIRTH | PHASE      | HEAT | LANE | PLACE          | RESULT                    |
|------|------------|-------------------|-----------|---------------|------------|------|------|----------------|---------------------------|
| 1    | 882        | Jaheel HYDE       | JAM       | 02 Feb 97     | Final      | 1    | 5    | 1              | <b>49.29</b> <b>WJL</b>   |
|      |            |                   |           |               | Semi-Final | 2    | 6    | 2              | <b>50.77 Q</b>            |
|      |            |                   |           |               | Round 1    | 6    | 7    | 2              | <b>51.60 Q</b>            |
| 2    | 303        | Ali Khamis KHAMIS | BRN       | 30 Jun 95     | Final      | 1    | 3    | 2              | <b>49.55</b> <b>NJR</b>   |
|      |            |                   |           |               | Semi-Final | 3    | 6    | 1              | <b>49.93 Q</b> <b>NJR</b> |
|      |            |                   |           |               | Round 1    | 6    | 8    | 1              | <b>51.10 Q</b> <b>NJR</b> |
| 3    | 1538       | Tim HOLMES        | USA       | 02 Jul 95     | Final      | 1    | 6    | 3              | <b>50.07</b>              |
|      |            |                   |           |               | Semi-Final | 1    | 6    | 3              | <b>50.80 Q</b>            |
|      |            |                   |           |               | Round 1    | 2    | 7    | 8              | <b>52.03 Q</b>            |
| 4    | 697        | Jonas HANSSEN     | GER       | 15 Jul 95     | Final      | 1    | 4    | 4              | <b>51.07</b>              |
|      |            |                   |           |               | Semi-Final | 1    | 4    | 4              | <b>50.93 Q</b>            |
|      |            |                   |           |               | Round 1    | 1    | 3    | 3              | <b>51.71 Q</b>            |
| 5    | 379        | Sihang YI         | CHN       | 18 Mar 95     | Final      | 1    | 2    | 5              | <b>51.32</b> <b>PB</b>    |
|      |            |                   |           |               | Semi-Final | 3    | 3    | 8              | <b>51.39 q</b> <b>PB</b>  |
|      |            |                   |           |               | Round 1    | 5    | 6    | 14             | <b>52.44 Q</b>            |
| 6    | 426        | Leandro ZAMORA    | CUB       | 11 Mar 96     | Final      | 1    | 1    | 6              | <b>51.49</b>              |
|      |            |                   |           |               | Semi-Final | 3    | 8    | 6              | <b>51.30 q</b>            |
|      |            |                   |           |               | Round 1    | 8    | 7    | 17             | <b>52.50 Q</b>            |
| 7    | 428        | José Luis GASPAR  | CUB       | 25 Aug 95     | Final      | 1    | 8    | 7              | <b>51.71</b>              |
|      |            |                   |           |               | Semi-Final | 2    | 5    | 7              | <b>51.37 Q</b>            |
|      |            |                   |           |               | Round 1    | 7    | 4    | 7              | <b>52.00 Q</b>            |
| 1263 | Ruan MENTZ | RSA               | 12 Jan 95 | Final         | 1          | 7    |      | <b>DNF</b>     |                           |
|      |            |                   |           | Semi-Final    | 3          | 2    | 5    | <b>51.03 Q</b> |                           |
|      |            |                   |           | Round 1       | 8          | 2    | 24   | <b>53.06 q</b> |                           |

**NOTE** IAAF Rule 168.7(a) - Trailing leg  
BIB 1020 - Yellow Card - 162.5(b) Delaying the start

| ALL-TIME TOP LIST |                         |                 |           | SEASON TOP LIST |                         |                     |           |
|-------------------|-------------------------|-----------------|-----------|-----------------|-------------------------|---------------------|-----------|
| RESULT            | NAME                    | VENUE           | DATE      | RESULT          | NAME                    | VENUE               | DATE      |
| 48.02             | Danny HARRIS (USA)      | Los Angeles, CA | 17 Jun 84 | 49.29           | Jaheel HYDE (JAM)       | Eugene              | 25 Jul 14 |
| 48.26             | Jehue GORDON (TTO)      | Berlin          | 18 Aug 09 | 49.55           | Ali Khamis KHAMIS (BRN) | Eugene              | 25 Jul 14 |
| 48.51             | Kerron CLEMENT (USA)    | Grosseto        | 16 Jul 04 | 49.90           | Tim HOLMES (USA)        | Fayetteville, AR    | 30 May 14 |
| 48.52             | Johnny DUTCH (USA)      | Eugene, OR      | 29 Jun 08 | 50.13           | Kenneth SELMON (USA)    | Eugene (HF), OR     | 6 Jul 14  |
| 48.62             | Brandon JOHNSON (USA)   | Grosseto        | 16 Jul 04 | 50.49           | Chia-Hsuan YU (TPE)     | Taipei              | 15 Jun 14 |
| 48.68             | Bayano KAMANI (USA)     | Boise, ID       | 4 Jun 99  | 50.61           | Guozhong WANG (CHN)     | Taipei              | 15 Jun 14 |
| 48.68             | Jeshua ANDERSON (USA)   | Bydgoszcz       | 11 Jul 08 | 50.62           | Khallifah ROSSER (USA)  | Eugene (HF), OR     | 6 Jul 14  |
| 48.72             | Anqelo TAYLOR (USA)     | Bloomington, IN | 6 Jun 97  | 50.65           | José Luis GASPAR (CUB)  | La Habana (EP)      | 25 May 14 |
| 48.74             | Vladimir BUDKO (URS)    | Moskva          | 18 Aug 84 | 50.68           | Jonas HANSSEN (GER)     | Mannheim (Hoffmann) | 6 Jul 14  |
| 48.76             | Llewellyn HERBERT (RSA) | Pretoria        | 8 Apr 96  | 50.71           | Ruan MENTZ (RSA)        | Pretoria (ABSA)     | 26 Apr 14 |



# SUMMARY



## 400 Metres Hurdles Men - Semi-Final

First 2 in each heat (Q) and the next 2 fastest (q) advance to the Final

| RECORDS              | RESULT     | NAME                   | COUNTRY        | AGE        | VENUE         | DATE                           |
|----------------------|------------|------------------------|----------------|------------|---------------|--------------------------------|
| World Junior Record  | <b>WJR</b> | 48.02                  | Danny HARRIS   | USA        | 19            | Los Angeles, CA 17 Jun 1984    |
| Championships Record | <b>CR</b>  | 48.51                  | Kerron CLEMENT | USA        | 19            | Grosseto 16 Jul 2004           |
| World Junior Leading | <b>WJL</b> | 49.49                  | Jaheel HYDE    | JAM        | 17            | Kingston (NS), JAM 28 Mar 2014 |
| Area Junior Record   | <b>AJR</b> | National Junior Record |                | <b>NJR</b> | Personal Best | <b>PB</b>                      |
|                      |            |                        |                |            | Season Best   | <b>SB</b>                      |

24 July 2014

| RANK | PLACE | HEAT | LANE | BIB  | NAME                          | COUNTRY | DATE of BIRTH | RESULT                    |
|------|-------|------|------|------|-------------------------------|---------|---------------|---------------------------|
| 1    | 1     | 3    | 6    | 303  | Ali Khamis KHAMIS             | BRN     | 30 Jun 95     | <b>49.93 Q</b> <b>NJR</b> |
| 2    | 1     | 2    | 6    | 882  | Jaheel HYDE                   | JAM     | 02 Feb 97     | <b>50.77 Q</b>            |
| 3    | 1     | 1    | 6    | 1538 | Tim HOLMES                    | USA     | 02 Jul 95     | <b>50.80 Q</b>            |
| 4    | 2     | 1    | 4    | 697  | Jonas HANSSEN                 | GER     | 15 Jul 95     | <b>50.93 Q</b>            |
| 5    | 2     | 3    | 2    | 1263 | Ruan MENTZ                    | RSA     | 12 Jan 95     | <b>51.03 Q</b>            |
| 6    | 3     | 3    | 8    | 426  | Leandro ZAMORA                | CUB     | 11 Mar 96     | <b>51.30 q</b>            |
| 7    | 2     | 2    | 5    | 428  | José Luis GASPAS              | CUB     | 25 Aug 95     | <b>51.37 Q</b>            |
| 8    | 4     | 3    | 3    | 379  | Sihang YI                     | CHN     | 18 Mar 95     | <b>51.39 q</b> <b>PB</b>  |
| 9    | 3     | 2    | 3    | 374  | Guozhong WANG                 | CHN     | 31 Jan 95     | <b>51.61</b>              |
| 10   | 3     | 1    | 3    | 940  | Yusuke SAKANASHI              | JPN     | 26 Apr 95     | <b>51.68</b>              |
| 11   | 4     | 1    | 5    | 832  | Luca CACOPARDO                | ITA     | 09 Jan 95     | <b>51.90</b>              |
| 12   | 5     | 3    | 7    | 1084 | Creve Armando MACHAVA         | MOZ     | 08 Feb 96     | <b>51.97</b> <b>PB</b>    |
| 13   | 5     | 1    | 2    | 286  | Jucian Rafael PEREIRA         | BRA     | 25 Jul 95     | <b>51.98</b>              |
| 14   | 4     | 2    | 1    | 230  | Rivaldo LEACOCK               | BAR     | 01 Sep 98     | <b>52.16</b>              |
| 15   | 6     | 3    | 5    | 1557 | Kenneth SELMON                | USA     | 27 Aug 96     | <b>52.18</b>              |
| 16   | 5     | 2    | 4    | 1037 | Avotriniaina RAKOTOARIMIANDRY | MAD     | 11 Sep 96     | <b>52.33</b>              |
| 17   | 6     | 2    | 7    | 143  | Bryce COLLINS                 | AUS     | 25 Jun 96     | <b>52.62</b>              |
| 18   | 6     | 1    | 8    | 451  | Lukáš HODBOD'                 | CZE     | 02 Mar 96     | <b>52.75</b>              |
| 19   | 7     | 3    | 1    | 318  | Jared KERR                    | CAN     | 25 Jun 95     | <b>52.91</b>              |
| 20   | 8     | 3    | 4    | 456  | Martin TUCEK                  | CZE     | 05 Dec 95     | <b>53.17</b>              |
| 21   | 7     | 1    | 1    | 315  | Jordan SHERWOOD               | CAN     | 06 May 95     | <b>53.41</b>              |
| 22   | 7     | 2    | 8    | 663  | Jacob PAUL                    | GBR     | 06 Feb 95     | <b>54.36</b>              |
| 23   | 8     | 2    | 2    | 853  | Francesco PROIETTI            | ITA     | 29 Apr 95     | <b>55.28</b>              |
| 24   | 8     | 1    | 7    | 883  | Okeen WILLIAMS                | JAM     | 01 Jan 96     | <b>56.37</b>              |

| ALL-TIME TOP LIST |                         |                 |           | SEASON TOP LIST |                         |                     |           |
|-------------------|-------------------------|-----------------|-----------|-----------------|-------------------------|---------------------|-----------|
| RESULT            | NAME                    | VENUE           | DATE      | RESULT          | NAME                    | VENUE               | DATE      |
| 48.02             | Danny HARRIS (USA)      | Los Angeles, CA | 17 Jun 84 | 49.49           | Jaheel HYDE (JAM)       | Kingston (NS), JAM  | 28 Mar 14 |
| 48.26             | Jehue GORDON (TTO)      | Berlin          | 18 Aug 09 | 49.90           | Tim HOLMES (USA)        | Fayetteville, AR    | 30 May 14 |
| 48.51             | Kerron CLEMENT (USA)    | Grosseto        | 16 Jul 04 | 49.93           | Ali Khamis KHAMIS (BRN) | Eugene              | 24 Jul 14 |
| 48.52             | Johnny DUTCH (USA)      | Eugene, OR      | 29 Jun 08 | 50.13           | Kenneth SELMON (USA)    | Eugene (HF), OR     | 6 Jul 14  |
| 48.62             | Brandon JOHNSON (USA)   | Grosseto        | 16 Jul 04 | 50.49           | Chia-Hsuan YU (TPE)     | Taipei              | 15 Jun 14 |
| 48.68             | Bayano KAMANI (USA)     | Boise, ID       | 4 Jun 99  | 50.61           | Guozhong WANG (CHN)     | Taipei              | 15 Jun 14 |
| 48.68             | Jeshua ANDERSON (USA)   | Bydgoszcz       | 11 Jul 08 | 50.62           | Khallifah ROSSER (USA)  | Eugene (HF), OR     | 6 Jul 14  |
| 48.72             | Anqelo TAYLOR (USA)     | Bloomington, IN | 6 Jun 97  | 50.65           | José Luis GASPAS (CUB)  | La Habana (EP)      | 25 May 14 |
| 48.74             | Vladimir BUDKO (URS)    | Moskva          | 18 Aug 84 | 50.68           | Jonas HANSSEN (GER)     | Mannheim (Hoffmann) | 6 Jul 14  |
| 48.76             | Llewellyn HERBERT (RSA) | Pretoria        | 8 Apr 96  | 50.71           | Ruan MENTZ (RSA)        | Pretoria (ABSA)     | 26 Apr 14 |



# RESULTS



## 400 Metres Hurdles Men - Semi-Final

First 2 in each heat (Q) and the next 2 fastest (q) advance to the Final

| RECORDS              | RESULT     | NAME                   | COUNTRY        | AGE           | VENUE     | DATE                           |           |
|----------------------|------------|------------------------|----------------|---------------|-----------|--------------------------------|-----------|
| World Junior Record  | <b>WJR</b> | 48.02                  | Danny HARRIS   | USA           | 19        | Los Angeles, CA 17 Jun 1984    |           |
| Championships Record | <b>CR</b>  | 48.51                  | Kerron CLEMENT | USA           | 19        | Grosseto 16 Jul 2004           |           |
| World Junior Leading | <b>WJL</b> | 49.49                  | Jaheel HYDE    | JAM           | 17        | Kingston (NS), JAM 28 Mar 2014 |           |
| Area Junior Record   | <b>AJR</b> | National Junior Record | <b>NJR</b>     | Personal Best | <b>PB</b> | Season Best                    | <b>SB</b> |

### Heat 1

3

24 July 2014 12:23 START TIME

21° C TEMPERATURE 53 % HUMIDITY

| PLACE | BIB  | NAME                  | COUNTRY | DATE of BIRTH | LANE | RESULT  | REACTION | Fn |
|-------|------|-----------------------|---------|---------------|------|---------|----------|----|
| 1     | 1538 | Tim HOLMES            | USA     | 02 Jul 95     | 6    | 50.80 Q | 0.198    |    |
| 2     | 697  | Jonas HANSEN          | GER     | 15 Jul 95     | 4    | 50.93 Q | 0.165    |    |
| 3     | 940  | Yusuke SAKANASHI      | JPN     | 26 Apr 95     | 3    | 51.68   | 0.148    |    |
| 4     | 832  | Luca CACOPARDO        | ITA     | 09 Jan 95     | 5    | 51.90   | 0.174    |    |
| 5     | 286  | Jucian Rafael PEREIRA | BRA     | 25 Jul 95     | 2    | 51.98   | 0.244    |    |
| 6     | 451  | Lukáš HODBOD'         | CZE     | 02 Mar 96     | 8    | 52.75   | 0.173    |    |
| 7     | 315  | Jordan SHERWOOD       | CAN     | 06 May 95     | 1    | 53.41   | 0.140    |    |
| 8     | 883  | Okeen WILLIAMS        | JAM     | 01 Jan 96     | 7    | 56.37   | 0.200    |    |

### Heat 2

3

24 July 2014 12:29 START TIME

21° C TEMPERATURE 53 % HUMIDITY

| PLACE | BIB  | NAME                          | COUNTRY | DATE of BIRTH | LANE | RESULT  | REACTION | Fn |
|-------|------|-------------------------------|---------|---------------|------|---------|----------|----|
| 1     | 882  | Jaheel HYDE                   | JAM     | 02 Feb 97     | 6    | 50.77 Q | 0.189    |    |
| 2     | 428  | José Luis GASPAS              | CUB     | 25 Aug 95     | 5    | 51.37 Q | 0.191    |    |
| 3     | 374  | Guozhong WANG                 | CHN     | 31 Jan 95     | 3    | 51.61   | 0.150    |    |
| 4     | 230  | Rivaldo LEACOCK               | BAR     | 01 Sep 98     | 1    | 52.16   | 0.221    |    |
| 5     | 1037 | Avotriniaina RAKOTOARIMIANDRY | MAD     | 11 Sep 96     | 4    | 52.33   | 0.156    |    |
| 6     | 143  | Bryce COLLINS                 | AUS     | 25 Jun 96     | 7    | 52.62   | 0.152    |    |
| 7     | 663  | Jacob PAUL                    | GBR     | 06 Feb 95     | 8    | 54.36   | 0.174    |    |
| 8     | 853  | Francesco PROIETTI            | ITA     | 29 Apr 95     | 2    | 55.28   | 0.182    |    |

### Heat 3

3

24 July 2014 12:35 START TIME

21° C TEMPERATURE 53 % HUMIDITY

| PLACE | BIB  | NAME                  | COUNTRY | DATE of BIRTH | LANE | RESULT             | REACTION | Fn |
|-------|------|-----------------------|---------|---------------|------|--------------------|----------|----|
| 1     | 303  | Ali Khamis KHAMIS     | BRN     | 30 Jun 95     | 6    | 49.93 Q <b>NJR</b> | 0.164    |    |
| 2     | 1263 | Ruan MENTZ            | RSA     | 12 Jan 95     | 2    | 51.03 Q            | 0.161    |    |
| 3     | 426  | Leandro ZAMORA        | CUB     | 11 Mar 96     | 8    | 51.30 q            | 0.170    |    |
| 4     | 379  | Sihang YI             | CHN     | 18 Mar 95     | 3    | 51.39 q <b>PB</b>  | 0.171    |    |
| 5     | 1084 | Creve Armando MACHAVA | MOZ     | 08 Feb 96     | 7    | 51.97 <b>PB</b>    | 0.219    |    |
| 6     | 1557 | Kenneth SELMON        | USA     | 27 Aug 96     | 5    | 52.18              | 0.216    |    |
| 7     | 318  | Jared KERR            | CAN     | 25 Jun 95     | 1    | 52.91              | 0.172    |    |
| 8     | 456  | Martin TUCEK          | CZE     | 05 Dec 95     | 4    | 53.17              | 0.159    |    |

#### ALL-TIME TOP LIST

| RESULT | NAME                    | VENUE           | DATE      |
|--------|-------------------------|-----------------|-----------|
| 48.02  | Danny HARRIS (USA)      | Los Angeles, CA | 17 Jun 84 |
| 48.26  | Jehue GORDON (TTO)      | Berlin          | 18 Aug 09 |
| 48.51  | Kerron CLEMENT (USA)    | Grosseto        | 16 Jul 04 |
| 48.52  | Johnny DUTCH (USA)      | Eugene, OR      | 29 Jun 08 |
| 48.62  | Brandon JOHNSON (USA)   | Grosseto        | 16 Jul 04 |
| 48.68  | Bayano KAMANI (USA)     | Boise, ID       | 4 Jun 99  |
| 48.68  | Jeshua ANDERSON (USA)   | Bydgoszcz       | 11 Jul 08 |
| 48.72  | Anqelo TAYLOR (USA)     | Bloomington, IN | 6 Jun 97  |
| 48.74  | Vladimir BUDKO (URS)    | Moskva          | 18 Aug 84 |
| 48.76  | Llewellyn HERBERT (RSA) | Pretoria        | 8 Apr 96  |

#### SEASON TOP LIST

| RESULT | NAME                    | VENUE               | DATE      |
|--------|-------------------------|---------------------|-----------|
| 49.49  | Jaheel HYDE (JAM)       | Kingston (NS), JAM  | 28 Mar 14 |
| 49.90  | Tim HOLMES (USA)        | Fayetteville, AR    | 30 May 14 |
| 49.93  | Ali Khamis KHAMIS (BRN) | Eugene              | 24 Jul 14 |
| 50.13  | Kenneth SELMON (USA)    | Eugene (HF), OR     | 6 Jul 14  |
| 50.49  | Chia-Hsuan YU (TPE)     | Taipei              | 15 Jun 14 |
| 50.61  | Guozhong WANG (CHN)     | Taipei              | 15 Jun 14 |
| 50.62  | Khallifah ROSSER (USA)  | Eugene (HF), OR     | 6 Jul 14  |
| 50.65  | José Luis GASPAS (CUB)  | La Habana (EP)      | 25 May 14 |
| 50.68  | Jonas HANSEN (GER)      | Mannheim (Hoffmann) | 6 Jul 14  |
| 50.71  | Ruan MENTZ (RSA)        | Pretoria (ABSA)     | 26 Apr 14 |

# SUMMARY



## 400 Metres Hurdles Men - Round 1

First 2 in each heat (Q) and the next 8 fastest (q) advance to the Semi-Finals

**BIB 374 AND 1332 REINSTATED BY THE REFEREE**

| RECORDS              | RESULT     | NAME                   | COUNTRY        | AGE           | VENUE     | DATE               |             |
|----------------------|------------|------------------------|----------------|---------------|-----------|--------------------|-------------|
| World Junior Record  | <b>WJR</b> | 48.02                  | Danny HARRIS   | USA           | 19        | Los Angeles, CA    | 17 Jun 1984 |
| Championships Record | <b>CR</b>  | 48.51                  | Kerron CLEMENT | USA           | 19        | Grosseto           | 16 Jul 2004 |
| World Junior Leading | <b>WJL</b> | 49.49                  | Jaheel HYDE    | JAM           | 17        | Kingston (NS), JAM | 28 Mar 2014 |
| Area Junior Record   | <b>AJR</b> | National Junior Record | <b>NJR</b>     | Personal Best | <b>PB</b> | Season Best        | <b>SB</b>   |

23 July 2014

| RANK | PLACE | HEAT | LANE | BIB  | NAME                          | COUNTRY | DATE of BIRTH | RESULT                    |
|------|-------|------|------|------|-------------------------------|---------|---------------|---------------------------|
| 1    | 1     | 6    | 8    | 303  | Ali Khamis KHAMIS             | BRN     | 30 Jun 95     | <b>51.10 Q</b> <b>NJR</b> |
| 2    | 2     | 6    | 7    | 882  | Jaheel HYDE                   | JAM     | 02 Feb 97     | <b>51.60 Q</b>            |
| 3    | 1     | 1    | 3    | 697  | Jonas HANSEN                  | GER     | 15 Jul 95     | <b>51.71 Q</b>            |
| 4    | 1     | 3    | 4    | 374  | Guozhong WANG                 | CHN     | 31 Jan 95     | <b>51.92 Q</b>            |
| 5    | 2     | 1    | 5    | 1037 | Avotriniaina RAKOTOARIMIANDRY | MAD     | 11 Sep 96     | <b>51.96 Q</b> <b>NJR</b> |
| 6    | 2     | 3    | 5    | 832  | Luca CACOPARDO                | ITA     | 09 Jan 95     | <b>51.97 Q</b>            |
| 7    | 1     | 7    | 4    | 428  | José Luis GASPARD             | CUB     | 25 Aug 95     | <b>52.00 Q</b>            |
| 8    | 1     | 2    | 7    | 1538 | Tim HOLMES                    | USA     | 02 Jul 95     | <b>52.03 Q</b>            |
| 9    | 1     | 5    | 5    | 1557 | Kenneth SELMON                | USA     | 27 Aug 96     | <b>52.15 Q</b>            |
| 10   | 1     | 8    | 6    | 456  | Martin TUCEK                  | CZE     | 05 Dec 95     | <b>52.17 Q</b>            |
| 11   | 3     | 3    | 6    | 143  | Bryce COLLINS                 | AUS     | 25 Jun 96     | <b>52.40 q</b>            |
| 11   | 4     | 3    | 8    | 1084 | Creve Armando MACHAVA         | MOZ     | 08 Feb 96     | <b>52.40 q</b>            |
| 13   | 3     | 1    | 7    | 318  | Jared KERR                    | CAN     | 25 Jun 95     | <b>52.41 q</b>            |
| 14   | 2     | 5    | 6    | 379  | Sihang YI                     | CHN     | 18 Mar 95     | <b>52.44 Q</b>            |
| 15   | 2     | 2    | 5    | 451  | Lukáš HODBOD'                 | CZE     | 02 Mar 96     | <b>52.45 Q</b>            |
| 16   | 1     | 4    | 3    | 940  | Yusuke SAKANASHI              | JPN     | 26 Apr 95     | <b>52.46 Q</b>            |
| 17   | 2     | 8    | 7    | 426  | Leandro ZAMORA                | CUB     | 11 Mar 96     | <b>52.50 Q</b>            |
| 18   | 3     | 6    | 4    | 286  | Jucian Rafael PEREIRA         | BRA     | 25 Jul 95     | <b>52.57 q</b>            |
| 19   | 3     | 2    | 3    | 230  | Rivaldo LEACOCK               | BAR     | 01 Sep 98     | <b>52.70 q</b>            |
| 20   | 2     | 7    | 6    | 663  | Jacob PAUL                    | GBR     | 06 Feb 95     | <b>52.79 Q</b>            |
| 21   | 2     | 4    | 8    | 883  | Okeen WILLIAMS                | JAM     | 01 Jan 96     | <b>52.88 Q</b>            |
| 22   | 3     | 8    | 3    | 853  | Francesco PROIETTI            | ITA     | 29 Apr 95     | <b>52.96 q</b>            |
| 23   | 3     | 4    | 4    | 315  | Jordan SHERWOOD               | CAN     | 06 May 95     | <b>53.04 q</b>            |
| 24   | 4     | 8    | 2    | 1263 | Ruan MENTZ                    | RSA     | 12 Jan 95     | <b>53.06 q</b>            |
| 24   | 3     | 5    | 8    | 272  | Larona Obakwe THABE           | BOT     | 05 Nov 95     | <b>53.06</b>              |
| 26   | 4     | 6    | 5    | 1224 | Derick DIAZ                   | PUR     | 24 Jul 96     | <b>53.10</b>              |
| 27   | 5     | 6    | 3    | 1215 | Diogo MESTRE                  | POR     | 20 May 95     | <b>53.16</b>              |
| 28   | 4     | 1    | 6    | 1638 | Wilson BELLO                  | VEN     | 20 Jun 95     | <b>53.23</b>              |
| 29   | 4     | 2    | 6    | 1354 | Dany BRAND                    | SUI     | 23 Feb 96     | <b>53.32</b>              |
| 30   | 4     | 5    | 7    | 1259 | Hanno COETZER                 | RSA     | 29 Mar 96     | <b>53.34</b>              |
| 31   | 5     | 1    | 8    | 1430 | Chih-Hao LIN                  | TPE     | 07 Jun 96     | <b>53.48</b>              |
| 32   | 5     | 5    | 4    | 207  | D'Mitry CHARLTON              | BAH     | 24 Sep 96     | <b>53.49</b>              |
| 33   | 6     | 1    | 2    | 1226 | Christian MARTINEZ            | PUR     | 12 Nov 95     | <b>53.54</b>              |
| 34   | 3     | 7    | 8    | 527  | Íñigo RODRÍGUEZ               | ESP     | 14 Aug 96     | <b>53.55</b>              |
| 35   | 5     | 3    | 7    | 397  | Edward Duvan PERALTA          | COL     | 22 Aug 95     | <b>53.58</b>              |
| 36   | 6     | 6    | 6    | 1473 | Enis ÜNSAL                    | TUR     | 06 Jun 95     | <b>53.60</b>              |
| 37   | 5     | 8    | 5    | 1085 | Jean Lindsay EMILIEN          | MRI     | 20 Apr 95     | <b>53.66</b>              |



**SUMMARY**  
**400 Metres Hurdles Men - Round 1**

23 July 2014

| RANK | PLACE | HEAT | LANE | BIB  | NAME                       | COUNTRY            | DATE of BIRTH | RESULT   |                    |
|------|-------|------|------|------|----------------------------|--------------------|---------------|--|--------------------|
| 38   | 4     | 4    | 7    | 513  | Javier DELGADO             | ESP                | 09 Jun 96     | <b>53.92</b>   |                    |
| 39   | 6     | 8    | 8    | 973  | Stephen KIPKOECH           | KEN                | 20 Sep 96     | <b>53.95</b>   |                    |
| 40   | 7     | 1    | 4    | 781  | Zoltán RÁDY                | HUN                | 11 Aug 95     | <b>54.05</b>   |                    |
| 41   | 6     | 3    | 3    | 1056 | Salvador GARCÍA            | MEX                | 08 Mar 96     | <b>54.12</b>   |                    |
| 42   | 7     | 3    | 2    | 1332 | Enej VRHUNEC               | SLO                | 01 Oct 96     | <b>54.18</b>   |                    |
| 43   | 4     | 7    | 7    | 877  | Kyron MCMASTER             | IVB                | 03 Jan 97     | <b>54.21</b>   |                    |
| 43   | 5     | 2    | 4    | 1065 | Iván REYES                 | MEX                | 01 Oct 95     | <b>54.21</b>   |                    |
| 45   | 5     | 7    | 2    | 1654 | Pride Juma LUSINGA         | ZIM                | 03 Feb 95     | <b>54.25</b>   |                    |
| 46   | 6     | 7    | 3    | 228  | Jerrad MASON               | BAR                | 24 Apr 95     | <b>54.26</b>   |                    |
| 47   | 6     | 5    | 3    | 1010 | Idris Ayil SUFYANI         | KSA                | 13 Mar 95     | <b>54.38</b>   |                    |
| 48   | 7     | 6    | 2    | 969  | Geofrey Kipkoech CHERUIYOT | KEN                | 04 Jun 96     | <b>54.60</b>   |                    |
| 49   | 7     | 7    | 5    | 1136 | Joachim SANDBERG           | NOR                | 95            | <b>54.62</b>   |                    |
| 50   | 6     | 2    | 2    | 285  | Iago MARTINS               | BRA                | 05 Jan 95     | <b>54.91</b>   |                    |
| 51   | 5     | 4    | 1    | 1000 | Sang-Hyeok KWON            | KOR                | 28 Mar 96     | <b>55.13</b>   |                    |
| 52   | 7     | 5    | 2    | 1020 | Wellington ZAZA            | LBR                | 20 Jan 95     | <b>55.38</b>   |                    |
| 53   | 7     | 8    | 4    | 1348 | Andrea ERCOLANI VOLTA      | SMR                | 20 Apr 95     | <b>56.11</b> <span style="border: 1px solid black; padding: 2px;">NJR</span> |                    |
| 54   | 7     | 2    | 8    | 483  | Steven MEDINA              | ECU                | 15 Apr 96     | <b>57.32</b>   |                    |
| 55   | 6     | 4    | 5    | 1088 | Oneyker ARAGÓN             | NCA                | 29 Mar 96     | <b>57.41</b> <span style="border: 1px solid black; padding: 2px;">NJR</span> |                    |
|      |       |      | 4    | 6    | 1319                       | Ned Justeen AZEMIA | SEY           | 21 Aug 97  | <b>DQ</b> 168.7(a) |
|      |       |      | 4    | 2    | 105                        | Sid-Ali KHEDIM     | ALG           | 11 May 95  | <b>DQ</b> 168.7(a) |
|      |       |      | 8    | 1    | 310                        | Bienvenu SAWADOGO  | BUR           | 31 Dec 95  | <b>DNS</b>         |

Photo Finish reading to 1/1000th of a second:

**BIB 272** - 0.597

**BIB 1263** - 0.581

**NOTE** IAAF Rule 168.7(a) - Trailing leg  
BIB 1020 - Yellow Card - 162.5(b) Delaying the start

| ALL-TIME TOP LIST |                         |                 |           | SEASON TOP LIST |                        |                     |           |
|-------------------|-------------------------|-----------------|-----------|-----------------|------------------------|---------------------|-----------|
| RESULT            | NAME                    | VENUE           | DATE      | RESULT          | NAME                   | VENUE               | DATE      |
| 48.02             | Danny HARRIS (USA)      | Los Angeles, CA | 17 Jun 84 | 49.49           | Jaheel HYDE (JAM)      | Kingston (NS), JAM  | 28 Mar 14 |
| 48.26             | Jehue GORDON (TTO)      | Berlin          | 18 Aug 09 | 49.90           | Tim HOLMES (USA)       | Fayetteville, AR    | 30 May 14 |
| 48.51             | Kerron CLEMENT (USA)    | Grosseto        | 16 Jul 04 | 50.13           | Kenneth SELMON (USA)   | Eugene (HF), OR     | 6 Jul 14  |
| 48.52             | Johnny DUTCH (USA)      | Eugene, OR      | 29 Jun 08 | 50.49           | Chia-Hsuan YU (TPE)    | Taipei              | 15 Jun 14 |
| 48.62             | Brandon JOHNSON (USA)   | Grosseto        | 16 Jul 04 | 50.61           | Guozhong WANG (CHN)    | Taipei              | 15 Jun 14 |
| 48.68             | Bayano KAMANI (USA)     | Boise, ID       | 4 Jun 99  | 50.62           | Khallifah ROSSER (USA) | Eugene (HF), OR     | 6 Jul 14  |
| 48.68             | Jeshua ANDERSON (USA)   | Bydgoszcz       | 11 Jul 08 | 50.65           | José Luis GASPAS (CUB) | La Habana (EP)      | 25 May 14 |
| 48.72             | Anqelo TAYLOR (USA)     | Bloomington, IN | 6 Jun 97  | 50.68           | Jonas HANSSEN (GER)    | Mannheim (Hoffmann) | 6 Jul 14  |
| 48.74             | Vladimir BUDKO (URS)    | Moskva          | 18 Aug 84 | 50.71           | Ruan MENTZ (RSA)       | Pretoria (ABSA)     | 26 Apr 14 |
| 48.76             | Llewellyn HERBERT (RSA) | Pretoria        | 8 Apr 96  | 50.73           | Desmond PALMER (USA)   | Jacksonville, FL    | 30 May 14 |



# RESULTS



## 400 Metres Hurdles Men - Round 1

First 2 in each heat (Q) and the next 8 fastest (q) advance to the Semi-Finals

**BIB 374 AND 1332 REINSTATED BY THE REFEREE**

| RECORDS              | RESULT     | NAME  | COUNTRY                | AGE        | VENUE         | DATE                           |
|----------------------|------------|-------|------------------------|------------|---------------|--------------------------------|
| World Junior Record  | <b>WJR</b> | 48.02 | Danny HARRIS           | USA        | 19            | Los Angeles, CA 17 Jun 1984    |
| Championships Record | <b>CR</b>  | 48.51 | Kerron CLEMENT         | USA        | 19            | Grosseto 16 Jul 2004           |
| World Junior Leading | <b>WJL</b> | 49.49 | Jaheel HYDE            | JAM        | 17            | Kingston (NS), JAM 28 Mar 2014 |
| Area Junior Record   | <b>AJR</b> |       | National Junior Record | <b>NJR</b> | Personal Best | <b>PB</b>                      |
|                      |            |       |                        |            | Season Best   | <b>SB</b>                      |

### Heat 1

8

23 July 2014 12:09 START TIME

16° C TEMPERATURE 88 % HUMIDITY

| PLACE | BIB  | NAME                           | COUNTRY | DATE of BIRTH | LANE | RESULT  | REACTION | Fn         |
|-------|------|--------------------------------|---------|---------------|------|---------|----------|------------|
| 1     | 697  | Jonas HANSSEN                  | GER     | 15 Jul 95     | 3    | 51.71 Q | 0.158    |            |
| 2     | 1037 | Avotrianiaina RAKOTOARIMIANDRY | MAD     | 11 Sep 96     | 5    | 51.96 Q | 0.156    | <b>NJR</b> |
| 3     | 318  | Jared KERR                     | CAN     | 25 Jun 95     | 7    | 52.41 q | 0.170    |            |
| 4     | 1638 | Wilson BELLO                   | VEN     | 20 Jun 95     | 6    | 53.23   | 0.245    |            |
| 5     | 1430 | Chih-Hao LIN                   | TPE     | 07 Jun 96     | 8    | 53.48   | 0.171    |            |
| 6     | 1226 | Christian MARTINEZ             | PUR     | 12 Nov 95     | 2    | 53.54   | 0.161    |            |
| 7     | 781  | Zoltán RÁDY                    | HUN     | 11 Aug 95     | 4    | 54.05   | 0.306    |            |

### Heat 2

8

23 July 2014 12:14 START TIME

16° C TEMPERATURE 88 % HUMIDITY

| PLACE | BIB  | NAME            | COUNTRY | DATE of BIRTH | LANE | RESULT  | REACTION | Fn |
|-------|------|-----------------|---------|---------------|------|---------|----------|----|
| 1     | 1538 | Tim HOLMES      | USA     | 02 Jul 95     | 7    | 52.03 Q | 0.195    |    |
| 2     | 451  | Lukáš HODBOD'   | CZE     | 02 Mar 96     | 5    | 52.45 Q | 0.201    |    |
| 3     | 230  | Rivaldo LEACOCK | BAR     | 01 Sep 98     | 3    | 52.70 q | 0.182    |    |
| 4     | 1354 | Dany BRAND      | SUI     | 23 Feb 96     | 6    | 53.32   | 0.220    |    |
| 5     | 1065 | Iván REYES      | MEX     | 01 Oct 95     | 4    | 54.21   | 0.213    |    |
| 6     | 285  | Iago MARTINS    | BRA     | 05 Jan 95     | 2    | 54.91   | 0.246    |    |
| 7     | 483  | Steven MEDINA   | ECU     | 15 Apr 96     | 8    | 57.32   | 0.230    |    |

### Heat 3

8

23 July 2014 12:20 START TIME

16° C TEMPERATURE 88 % HUMIDITY

| PLACE | BIB  | NAME                  | COUNTRY | DATE of BIRTH | LANE | RESULT  | REACTION | Fn |
|-------|------|-----------------------|---------|---------------|------|---------|----------|----|
| 1     | 374  | Guozhong WANG         | CHN     | 31 Jan 95     | 4    | 51.92 Q | 0.156    |    |
| 2     | 832  | Luca CACOPARDO        | ITA     | 09 Jan 95     | 5    | 51.97 Q | 0.169    |    |
| 3     | 143  | Bryce COLLINS         | AUS     | 25 Jun 96     | 6    | 52.40 q | 0.164    |    |
| 4     | 1084 | Creve Armando MACHAVA | MOZ     | 08 Feb 96     | 8    | 52.40 q | 0.220    |    |
| 5     | 397  | Edward Duvan PERALTA  | COL     | 22 Aug 95     | 7    | 53.58   | 0.204    |    |
| 6     | 1056 | Salvador GARCÍA       | MEX     | 08 Mar 96     | 3    | 54.12   | 0.166    |    |
| 7     | 1332 | Enej VRHUNEC          | SLO     | 01 Oct 96     | 2    | 54.18   | 0.140    |    |

### Heat 4

8

23 July 2014 12:28 START TIME

16° C TEMPERATURE 88 % HUMIDITY

| PLACE | BIB  | NAME               | COUNTRY | DATE of BIRTH | LANE | RESULT      | REACTION | Fn         |
|-------|------|--------------------|---------|---------------|------|-------------|----------|------------|
| 1     | 940  | Yusuke SAKANASHI   | JPN     | 26 Apr 95     | 3    | 52.46 Q     | 0.157    |            |
| 2     | 883  | Okean WILLIAMS     | JAM     | 01 Jan 96     | 8    | 52.88 Q     | 0.176    |            |
| 3     | 315  | Jordan SHERWOOD    | CAN     | 06 May 95     | 4    | 53.04 q     | 0.132    |            |
| 4     | 513  | Javier DELGADO     | ESP     | 09 Jun 96     | 7    | 53.92       | 0.235    |            |
| 5     | 1000 | Sang-Hyeok KWON    | KOR     | 28 Mar 96     | 1    | 55.13       | 0.256    |            |
| 6     | 1088 | Oneyker ARAGÓN     | NCA     | 29 Mar 96     | 5    | 57.41       | 0.251    | <b>NJR</b> |
|       | 1319 | Ned Justeen AZEMIA | SEY     | 21 Aug 97     | 6    | DQ 168.7(a) | 0.327    |            |
|       | 105  | Sid-Ali KHEDIM     | ALG     | 11 May 95     | 2    | DQ 168.7(a) | 0.204    |            |

**NOTE** IAAF Rule 168.7(a) - Trailing leg

**RESULTS**  
**400 Metres Hurdles Men - Round 1**

**Heat 5**

8

23 July 2014 12:31 START TIME

16° C TEMPERATURE 88 % HUMIDITY

| PLACE | BIB  | NAME                | COUNTRY | DATE of BIRTH | LANE | RESULT         | REACTION | Fn |
|-------|------|---------------------|---------|---------------|------|----------------|----------|----|
| 1     | 1557 | Kenneth SELMON      | USA     | 27 Aug 96     | 5    | <b>52.15 Q</b> | 0.222    |    |
| 2     | 379  | Sihang YI           | CHN     | 18 Mar 95     | 6    | <b>52.44 Q</b> | 0.178    |    |
| 3     | 272  | Larona Obakwe THABE | BOT     | 05 Nov 95     | 8    | <b>53.06</b>   | 0.214    |    |
| 4     | 1259 | Hanno COETZER       | RSA     | 29 Mar 96     | 7    | <b>53.34</b>   | 0.214    |    |
| 5     | 207  | D'Mitry CHARLTON    | BAH     | 24 Sep 96     | 4    | <b>53.49</b>   | 0.193    |    |
| 6     | 1010 | Idris Ayil SUFYANI  | KSA     | 13 Mar 95     | 3    | <b>54.38</b>   | 0.179    |    |
| 7     | 1020 | Wellington ZAZA     | LBR     | 20 Jan 95     | 2    | <b>55.38</b>   | 0.166    |    |

**NOTE** BIB 1020 - Yellow Card - 162.5(b) Delaying the start

Photo Finish reading to 1/1000th of a second:

BIB 272 - 0.597

**Heat 6**

8

23 July 2014 12:41 START TIME

16° C TEMPERATURE 88 % HUMIDITY

| PLACE | BIB  | NAME                        | COUNTRY | DATE of BIRTH | LANE | RESULT  | REACTION | Fn |
|-------|------|-----------------------------|---------|---------------|------|---|----------|----|
| 1     | 303  | Ali Khamis KHAMIS           | BRN     | 30 Jun 95     | 8    | <b>51.10 Q</b> <span style="border: 1px solid blue; padding: 2px;">NJR</span> | 0.190    |    |
| 2     | 882  | Jaheel HYDE                 | JAM     | 02 Feb 97     | 7    | <b>51.60 Q</b>  | 0.229    |    |
| 3     | 286  | Jucian Rafael PEREIRA       | BRA     | 25 Jul 95     | 4    | <b>52.57 q</b>  | 0.204    |    |
| 4     | 1224 | Derick DIAZ                 | PUR     | 24 Jul 96     | 5    | <b>53.10</b>  | 0.153    |    |
| 5     | 1215 | Diogo MESTRE                | POR     | 20 May 95     | 3    | <b>53.16</b>  | 0.192    |    |
| 6     | 1473 | Enis ÜNSAL                  | TUR     | 06 Jun 95     | 6    | <b>53.60</b>  | 0.211    |    |
| 7     | 969  | Geoffrey Kipkoech CHERUIYOT | KEN     | 04 Jun 96     | 2    | <b>54.60</b>  | 0.194    |    |

**Heat 7**

8

23 July 2014 12:46 START TIME

16° C TEMPERATURE 88 % HUMIDITY

| PLACE | BIB  | NAME               | COUNTRY | DATE of BIRTH | LANE | RESULT         | REACTION | Fn |
|-------|------|--------------------|---------|---------------|------|----------------|----------|----|
| 1     | 428  | José Luis GASPAR   | CUB     | 25 Aug 95     | 4    | <b>52.00 Q</b> | 0.208    |    |
| 2     | 663  | Jacob PAUL         | GBR     | 06 Feb 95     | 6    | <b>52.79 Q</b> | 0.201    |    |
| 3     | 527  | Íñigo RODRÍGUEZ    | ESP     | 14 Aug 96     | 8    | <b>53.55</b>   | 0.175    |    |
| 4     | 877  | Kyron MCMASTER     | IVB     | 03 Jan 97     | 7    | <b>54.21</b>   | 0.205    |    |
| 5     | 1654 | Pride Juma LUSINGA | ZIM     | 03 Feb 95     | 2    | <b>54.25</b>   | 0.161    |    |
| 6     | 228  | Jerrad MASON       | BAR     | 24 Apr 95     | 3    | <b>54.26</b>   | 0.199    |    |
| 7     | 1136 | Joachim SANDBERG   | NOR     | 95            | 5    | <b>54.62</b>   | 0.154    |    |

**Heat 8**

8

23 July 2014 12:51 START TIME

16° C TEMPERATURE 88 % HUMIDITY

| PLACE | BIB  | NAME                  | COUNTRY | DATE of BIRTH | LANE | RESULT  | REACTION | Fn |
|-------|------|-----------------------|---------|---------------|------|---|----------|----|
| 1     | 456  | Martin TUCEK          | CZE     | 05 Dec 95     | 6    | <b>52.17 Q</b>  | 0.193    |    |
| 2     | 426  | Leandro ZAMORA        | CUB     | 11 Mar 96     | 7    | <b>52.50 Q</b>  | 0.225    |    |
| 3     | 853  | Francesco PROIETTI    | ITA     | 29 Apr 95     | 3    | <b>52.96 q</b>  | 0.179    |    |
| 4     | 1263 | Ruan MENTZ            | RSA     | 12 Jan 95     | 2    | <b>53.06 q</b>  | 0.165    |    |
| 5     | 1085 | Jean Lindsay EMILIEN  | MRI     | 20 Apr 95     | 5    | <b>53.66</b>  | 0.174    |    |
| 6     | 973  | Stephen KIPKOECH      | KEN     | 20 Sep 96     | 8    | <b>53.95</b>  | 0.205    |    |
| 7     | 1348 | Andrea ERCOLANI VOLTA | SMR     | 20 Apr 95     | 4    | <b>56.11</b> <span style="border: 1px solid blue; padding: 2px;">NJR</span> | 0.231    |    |
|       | 310  | Bienvenu SAWADOGO     | BUR     | 31 Dec 95     | 1    | <b>DNS</b>  |          |    |

Photo Finish reading to 1/1000th of a second:

BIB 1263 - 0.581



**RESULTS**  
**400 Metres Hurdles Men - Round 1**

| ALL-TIME TOP LIST |                         |                 |           | SEASON TOP LIST |                         |                     |           |
|-------------------|-------------------------|-----------------|-----------|-----------------|-------------------------|---------------------|-----------|
| RESULT            | NAME                    | VENUE           | DATE      | RESULT          | NAME                    | VENUE               | DATE      |
| 48.02             | Danny HARRIS (USA)      | Los Angeles, CA | 17 Jun 84 | 49.49           | Jaheel HYDE (JAM)       | Kingston (NS), JAM  | 28 Mar 14 |
| 48.26             | Jehue GORDON (TTO)      | Berlin          | 18 Aug 09 | 49.90           | Tim HOLMES (USA)        | Fayetteville, AR    | 30 May 14 |
| 48.51             | Kerron CLEMENT (USA)    | Grosseto        | 16 Jul 04 | 50.13           | Kenneth SELMON (USA)    | Eugene (HF), OR     | 6 Jul 14  |
| 48.52             | Johnny DUTCH (USA)      | Eugene, OR      | 29 Jun 08 | 50.49           | Chia-Hsuan YU (TPE)     | Taipei              | 15 Jun 14 |
| 48.62             | Brandon JOHNSON (USA)   | Grosseto        | 16 Jul 04 | 50.61           | Guozhong WANG (CHN)     | Taipei              | 15 Jun 14 |
| 48.68             | Bayano KAMANI (USA)     | Boise, ID       | 4 Jun 99  | 50.62           | Khallifah ROSSER (USA)  | Eugene (HF), OR     | 6 Jul 14  |
| 48.68             | Jeshua ANDERSON (USA)   | Bydgoszcz       | 11 Jul 08 | 50.65           | José Luis GASPARG (CUB) | La Habana (EP)      | 25 May 14 |
| 48.72             | Anqelo TAYLOR (USA)     | Bloomington, IN | 6 Jun 97  | 50.68           | Jonas HANSSEN (GER)     | Mannheim (Hoffmann) | 6 Jul 14  |
| 48.74             | Vladimir BUDKO (URS)    | Moskva          | 18 Aug 84 | 50.71           | Ruan MENTZ (RSA)        | Pretoria (ABSA)     | 26 Apr 14 |
| 48.76             | Llewellyn HERBERT (RSA) | Pretoria        | 8 Apr 96  | 50.73           | Desmond PALMER (USA)    | Jacksonville, FL    | 30 May 14 |



# RESULTS

## High Jump Men - Final



| RECORDS                         | RESULT NAME                       | COUNTRY                 | AGE                   | VENUE      | DATE        |
|---------------------------------|-----------------------------------|-------------------------|-----------------------|------------|-------------|
| World Junior Record <b>WJR</b>  | <b>2.37</b> Dragutin TOPIC        | YUG                     | 19                    | Plovdiv    | 12 Aug 1990 |
| World Junior Record <b>WJR</b>  | <b>2.37</b> Steve SMITH           | GBR                     | 19                    | Seoul      | 20 Sep 1992 |
| Championships Record <b>CR</b>  | <b>2.37</b> Dragutin TOPIC        | YUG                     | 19                    | Plovdiv    | 12 Aug 1990 |
| Championships Record <b>CR</b>  | <b>2.37</b> Steve SMITH           | GBR                     | 19                    | Seoul      | 20 Sep 1992 |
| World Junior Leading <b>WJL</b> | <b>2.26</b> Andrei SKABEIKA       | BLR                     | 19                    | Brest, BLR | 31 May 2014 |
| Area Junior Record <b>AJR</b>   | National Junior Record <b>NJR</b> | Personal Best <b>PB</b> | Season Best <b>SB</b> |            |             |

**25 July 2014** 18:29 START TIME 28° C 33 %  
TEMPERATURE HUMIDITY  
20:35 END TIME 25° C 41 %

| PLACE | BIB  | NAME                  | COUNTRY | DATE of BIRTH | ORDER | RESULT                | 2.05 | 2.10 | 2.14 | 2.17 | 2.20 | 2.22 | 2.24 | 2.26 |  |  |  |
|-------|------|-----------------------|---------|---------------|-------|-----------------------|------|------|------|------|------|------|------|------|--|--|--|
| 1     | 1284 | Mikhail AKIMENKO      | RUS     | 06 Dec 95     | 1     | <b>2.24</b> <b>PB</b> | 0    | 0    | 0    | 0    | 0    | 0    | XO   | XXX  |  |  |  |
| 2     | 257  | Dmitri NABOKAU        | BLR     | 20 Jan 96     | 7     | <b>2.24</b> <b>PB</b> | 0    | XXO  | 0    | 0    | 0    | XXO  | XO   | XXX  |  |  |  |
| 3     | 1003 | Sanghyeok WOO         | KOR     | 23 Apr 96     | 2     | <b>2.24</b> <b>PB</b> | -    | 0    | 0    | 0    | XO   | XO   | XXO  | XXX  |  |  |  |
| 4     | 881  | Christoff BRYAN       | JAM     | 26 Apr 96     | 13    | <b>2.24</b> <b>PB</b> | 0    | XO   | 0    | XO   | 0    | XO   | XXO  | XXX  |  |  |  |
| 5     | 716  | Falk WENDRICH         | GER     | 12 Jun 95     | 11    | <b>2.22</b> <b>SB</b> | 0    | 0    | 0    | 0    | 0    | XXO  | XXX  |      |  |  |  |
| 6     | 1296 | Danil LYSENKO         | RUS     | 19 May 97     | 5     | <b>2.22</b>           | 0    | 0    | 0    | XO   | 0    | XXO  | XXX  |      |  |  |  |
| 7     | 660  | Chris KANDU           | GBR     | 10 Sep 95     | 6     | <b>2.20</b>           | -    | 0    | 0    | 0    | 0    | -    | XXX  |      |  |  |  |
| 8     | 141  | Joel BADEN            | AUS     | 01 Feb 96     | 3     | <b>2.17</b>           | -    | 0    | 0    | 0    | XXX  |      |      |      |  |  |  |
| 9     | 711  | Tobias POTYE          | GER     | 16 Mar 95     | 4     | <b>2.17</b>           | 0    | XO   | XO   | 0    | XXX  |      |      |      |  |  |  |
| 10    | 880  | Clayton BROWN         | JAM     | 08 Dec 96     | 9     | <b>2.17</b> <b>PB</b> | XO   | XXO  | XO   | XXO  | XXX  |      |      |      |  |  |  |
| 11    | 258  | Andrei SKABEIKA       | BLR     | 11 Jun 95     | 10    | <b>2.10</b>           | 0    | 0    | XXX  |      |      |      |      |      |  |  |  |
| 11    | 759  | Yeóryios TESSAROMÁTIS | GRE     | 03 Apr 95     | 8     | <b>2.10</b>           | 0    | 0    | XXX  |      |      |      |      |      |  |  |  |
| 13    | 938  | Yu NAKAZAWA           | JPN     | 27 Aug 96     | 12    | <b>2.05</b>           | XXO  | XXX  |      |      |      |      |      |      |  |  |  |

| ALL-TIME TOP LIST |                           |                  |           | SEASON TOP LIST |                        |                     |           |
|-------------------|---------------------------|------------------|-----------|-----------------|------------------------|---------------------|-----------|
| RESULT            | NAME                      | VENUE            | DATE      | RESULT          | NAME                   | VENUE               | DATE      |
| 2.37              | Draqutin TOPIC (YUG)      | Plovdiv          | 12 Aug 90 | 2.26            | Andrei SKABEIKA (BLR)  | Brest, BLR          | 31 May 14 |
| 2.37              | Steve SMITH (GBR)         | Seoul            | 20 Sep 92 | 2.24            | Danil LYSENKO (RUS)    | Baku (Bakhrarov)    | 1 Jun 14  |
| 2.36              | Javier SOTOMAYOR (CUB)    | Santiago de Cuba | 23 Feb 86 | 2.24            | Chris KANDU (GBR)      | Bedford, GBR        | 22 Jun 14 |
| 2.35              | Dietmar MÖGENBURG (GER)   | Rehlingen        | 26 May 80 | 2.24            | Sanghyeok WOO (KOR)    | Eugene              | 25 Jul 14 |
| 2.34              | Vladimir YASHCHENKO (URS) | Tbilisi          | 16 Jun 78 | 2.24            | Dmitri NABOKAU (BLR)   | Eugene              | 25 Jul 14 |
| 2.34              | Tim FORSYTH (AUS)         | Oslo             | 4 Jul 92  | 2.24            | Christoff BRYAN (JAM)  | Eugene              | 25 Jul 14 |
| 2.33              | Jianhua ZHU (CHN)         | New Delhi        | 1 Dec 82  | 2.24            | Mikhail AKIMENKO (RUS) | Eugene              | 25 Jul 14 |
| 2.33              | Patrik SJÖBERG (SWE)      | Oslo             | 9 Jul 83  | 2.22            | Tobias POTYE (GER)     | Sinn                | 31 May 14 |
| 2.32              | Haiqianq HUANG (CHN)      | Beijing (CSC)    | 17 Aug 06 | 2.22            | Falk WENDRICH (GER)    | Eugene              | 25 Jul 14 |
| 2.31              | Jörq FREIMUTH (GDR)       | Moskva           | 1 Aug 80  | 2.20            | Arturo ABASCAL (MEX)   | Monterrey           | 23 Mar 14 |
| 2.31              | Lochsley THOMSON (AUS)    | Adelaide         | 8 Mar 92  | 2.20            | Jiaxu BAI (CHN)        | Chongqing           | 3 Apr 14  |
| 2.31              | Jacques FREITAG (RSA)     | Rehlingen        | 4 Jun 01  | 2.20            | Daisuke NAKAJIMA (JPN) | Tochigi             | 1 Jun 14  |
| 2.31              | Andra MANSON (USA)        | Kingston, JAM    | 18 Jul 02 | 2.20            | Joel BADEN (AUS)       | Brisbane (QSAC)     | 14 Jun 14 |
| 2.31              | Mutaz Essa BARSHIM (QAT)  | Hanoi            | 3 Jul 10  | 2.20            | David NOPPER (GER)     | Mannheim (Hoffmann) | 6 Jul 14  |

# SUMMARY



## High Jump Men - Qualification

With qualifying standard of 2.19 (Q) or at least the 12 best performers (q) advance to the Final

| RECORDS              | RESULT     | NAME                   | COUNTRY    | AGE           | VENUE      | DATE        |           |
|----------------------|------------|------------------------|------------|---------------|------------|-------------|-----------|
| World Junior Record  | <b>WJR</b> | 2.37 Dragutin TOPIC    | YUG        | 19            | Plovdiv    | 12 Aug 1990 |           |
| World Junior Record  | <b>WJR</b> | 2.37 Steve SMITH       | GBR        | 19            | Seoul      | 20 Sep 1992 |           |
| Championships Record | <b>CR</b>  | 2.37 Dragutin TOPIC    | YUG        | 19            | Plovdiv    | 12 Aug 1990 |           |
| Championships Record | <b>CR</b>  | 2.37 Steve SMITH       | GBR        | 19            | Seoul      | 20 Sep 1992 |           |
| World Junior Leading | <b>WJL</b> | 2.26 Andrei SKABEIKA   | BLR        | 19            | Brest, BLR | 31 May 2014 |           |
| Area Junior Record   | <b>AJR</b> | National Junior Record | <b>NJR</b> | Personal Best | <b>PB</b>  | Season Best | <b>SB</b> |

23 July 2014

| RANK | PLACE | GROUP | BIB  | NAME                    | COUNTRY | DATE of BIRTH | RESULT                |
|------|-------|-------|------|-------------------------|---------|---------------|-----------------------|
| 1    | 1     | B     | 1296 | Danil LYSENKO           | RUS     | 19 May 97     | <b>2.14 q</b>         |
| 1    | 1     | B     | 716  | Falk WENDRICH           | GER     | 12 Jun 95     | <b>2.14 q</b>         |
| 1    | 1     | A     | 141  | Joel BADEN              | AUS     | 01 Feb 96     | <b>2.14 q</b>         |
| 1    | 1     | A     | 1284 | Mikhail AKIMENKO        | RUS     | 06 Dec 95     | <b>2.14 q</b>         |
| 1    | 1     | B     | 1003 | Sanghyeok WOO           | KOR     | 23 Apr 96     | <b>2.14 q</b>         |
| 1    | 1     | A     | 711  | Tobias POTYE            | GER     | 16 Mar 95     | <b>2.14 q</b>         |
| 7    | 4     | A     | 881  | Christoff BRYAN         | JAM     | 26 Apr 96     | <b>2.14 q</b>         |
| 8    | 5     | A     | 258  | Andrei SKABEIKA         | BLR     | 11 Jun 95     | <b>2.14 q</b>         |
| 9    | 4     | B     | 660  | Chris KANDU             | GBR     | 10 Sep 95     | <b>2.14 q</b>         |
| 9    | 4     | B     | 257  | Dmitri NABOKAU          | BLR     | 20 Jan 96     | <b>2.14 q</b>         |
| 11   | 6     | A     | 938  | Yu NAKAZAWA             | JPN     | 27 Aug 96     | <b>2.14 q</b>         |
| 12   | 6     | B     | 880  | Clayton BROWN           | JAM     | 08 Dec 96     | <b>2.10 q</b>         |
| 12   | 7     | A     | 759  | Yeóryios TESSAROMÁTIS   | GRE     | 03 Apr 95     | <b>2.10 q</b>         |
| 14   | 7     | B     | 1574 | Jonathan WELLS          | USA     | 18 Apr 96     | <b>2.10</b> <b>SB</b> |
| 15   | 8     | B     | 1213 | Victor KORST            | POR     | 21 Oct 96     | <b>2.10</b>           |
| 16   | 8     | A     | 646  | Rory DWYER              | GBR     | 11 Oct 97     | <b>2.10</b>           |
| 16   | 9     | B     | 1386 | Fabian DELRYD           | SWE     | 15 Oct 96     | <b>2.10</b>           |
| 18   | 9     | A     | 1178 | Damian NOWICKI          | POL     | 27 Sep 95     | <b>2.05</b>           |
| 19   | 10    | A     | 1523 | Landon BARTEL           | USA     | 17 Feb 96     | <b>2.05</b>           |
| 20   | 10    | B     | 453  | Petr PÍCHA              | CZE     | 19 Jul 96     | <b>2.05</b>           |
| 21   | 11    | A     | 1459 | Alperen ACET            | TUR     | 02 Apr 98     | <b>2.00</b>           |
| 21   | 11    | B     | 936  | Daisuke NAKAJIMA        | JPN     | 18 Apr 95     | <b>2.00</b>           |
| 21   | 11    | A     | 1271 | Tiaan STEENKAMP         | RSA     | 14 Mar 96     | <b>2.00</b>           |
|      |       | A     | 1052 | Arturo ABASCAL          | MEX     | 19 Jun 95     | <b>NM</b>             |
|      |       | B     | 829  | Federico AYRES DA MOTTA | ITA     | 24 Feb 96     | <b>NM</b>             |
|      |       | B     | 396  | Yojan CHAVERRA          | COL     | 21 Mar 95     | <b>NM</b>             |





**SUMMARY**  
**High Jump Men - Qualification**

23 July 2014

| RANK | PLACE | GROUP | BIB | NAME | COUNTRY | DATE of BIRTH | RESULT |
|------|-------|-------|-----|------|---------|---------------|--------|
|------|-------|-------|-----|------|---------|---------------|--------|

| ALL-TIME TOP LIST |                           |                  |           | SEASON TOP LIST |                        |                     |           |
|-------------------|---------------------------|------------------|-----------|-----------------|------------------------|---------------------|-----------|
| RESULT            | NAME                      | VENUE            | DATE      | RESULT          | NAME                   | VENUE               | DATE      |
| 2.37              | Dragutin TOPIC (YUG)      | Plovdiv          | 12 Aug 90 | 2.26            | Andrei SKABEIKA (BLR)  | Brest, BLR          | 31 May 14 |
| 2.37              | Steve SMITH (GBR)         | Seoul            | 20 Sep 92 | 2.24            | Danil LYSENKO (RUS)    | Baku (Bakhramov)    | 1 Jun 14  |
| 2.36              | Javier SOTOMAYOR (CUB)    | Santiago de Cuba | 23 Feb 86 | 2.24            | Chris KANDU (GBR)      | Bedford, GBR        | 22 Jun 14 |
| 2.35              | Dietmar MÖGENBURG (GER)   | Rehlingen        | 26 May 80 | 2.23            | Christoff BRYAN (JAM)  | Kingston (NS), JAM  | 29 Mar 14 |
| 2.34              | Vladimir YASHCHENKO (URS) | Tbilisi          | 16 Jun 78 | 2.22            | Tobias POTYE (GER)     | Sinn                | 31 May 14 |
| 2.34              | Tim FORSYTH (AUS)         | Oslo             | 4 Jul 92  | 2.22            | Sanqhyeok WOO (KOR)    | Kimchun             | 25 Jun 14 |
| 2.33              | Jianhua ZHU (CHN)         | New Delhi        | 1 Dec 82  | 2.21            | Mikhail AKIMENKO (RUS) | Moskva              | 10 Jun 14 |
| 2.33              | Patrik SJÖBERG (SWE)      | Oslo             | 9 Jul 83  | 2.21            | Dmitri NABOKAU (BLR)   | Brest, BLR          | 25 Jun 14 |
| 2.32              | Haiqianq HUANG (CHN)      | Beijing (CSC)    | 17 Aug 06 | 2.20            | Arturo ABASCAL (MEX)   | Monterrey           | 23 Mar 14 |
| 2.31              | Jörq FREIMUTH (GDR)       | Moskva           | 1 Aug 80  | 2.20            | Jiaxu BAI (CHN)        | Chongqing           | 3 Apr 14  |
| 2.31              | Lochsley THOMSON (AUS)    | Adelaide         | 8 Mar 92  | 2.20            | Falk WENDRICH (GER)    | Sinn                | 31 May 14 |
| 2.31              | Jacques FREITAG (RSA)     | Rehlingen        | 4 Jun 01  | 2.20            | Daisuke NAKAJIMA (JPN) | Tochigi             | 1 Jun 14  |
| 2.31              | Andra MANSON (USA)        | Kingston, JAM    | 18 Jul 02 | 2.20            | Joel BADEN (AUS)       | Brisbane (QSAC)     | 14 Jun 14 |
| 2.31              | Mutaz Essa BARSHIM (QAT)  | Hanoi            | 3 Jul 10  | 2.20            | David NOPPER (GER)     | Mannheim (Hoffmann) | 6 Jul 14  |





# RESULTS



## High Jump Men - Qualification

With qualifying standard of 2.19 (Q) or at least the 12 best performers (q) advance to the Final

| RECORDS                         | RESULT | NAME                              | COUNTRY | AGE                     | VENUE      | DATE                  |
|---------------------------------|--------|-----------------------------------|---------|-------------------------|------------|-----------------------|
| World Junior Record <b>WJR</b>  | 2.37   | Dragutin TOPIC                    | YUG     | 19                      | Plovdiv    | 12 Aug 1990           |
| World Junior Record <b>WJR</b>  | 2.37   | Steve SMITH                       | GBR     | 19                      | Seoul      | 20 Sep 1992           |
| Championships Record <b>CR</b>  | 2.37   | Dragutin TOPIC                    | YUG     | 19                      | Plovdiv    | 12 Aug 1990           |
| Championships Record <b>CR</b>  | 2.37   | Steve SMITH                       | GBR     | 19                      | Seoul      | 20 Sep 1992           |
| World Junior Leading <b>WJL</b> | 2.26   | Andrei SKABEIKA                   | BLR     | 19                      | Brest, BLR | 31 May 2014           |
| Area Junior Record <b>AJR</b>   |        | National Junior Record <b>NJR</b> |         | Personal Best <b>PB</b> |            | Season Best <b>SB</b> |

### Group A

**23 July 2014** 18:16 START TIME 18° C TEMPERATURE 64 % HUMIDITY  
19:18 END TIME 18° C 56 %

| PLACE | BIB  | NAME                  | COUNTRY | DATE of BIRTH | ORDER | RESULT | 2.00 | 2.05 | 2.10 | 2.14 | 2.17 | 2.19 |  |  |  |  |
|-------|------|-----------------------|---------|---------------|-------|--------|------|------|------|------|------|------|--|--|--|--|
| 1     | 1284 | Mikhail AKIMENKO      | RUS     | 06 Dec 95     | 8     | 2.14 q | 0    | 0    | 0    | 0    |      |      |  |  |  |  |
| 1     | 141  | Joel BADEN            | AUS     | 01 Feb 96     | 4     | 2.14 q | -    | 0    | 0    | 0    |      |      |  |  |  |  |
| 1     | 711  | Tobias POTYE          | GER     | 16 Mar 95     | 3     | 2.14 q | 0    | 0    | 0    | 0    |      |      |  |  |  |  |
| 4     | 881  | Christoff BRYAN       | JAM     | 26 Apr 96     | 6     | 2.14 q | -    | 0    | X0   | 0    |      |      |  |  |  |  |
| 5     | 258  | Andrei SKABEIKA       | BLR     | 11 Jun 95     | 1     | 2.14 q | 0    | 0    | X0   | X0   |      |      |  |  |  |  |
| 6     | 938  | Yu NAKAZAWA           | JPN     | 27 Aug 96     | 13    | 2.14 q | 0    | X0   | X0   | XX0  |      |      |  |  |  |  |
| 7     | 759  | Yeóryios TESSAROMÁTIS | GRE     | 03 Apr 95     | 10    | 2.10 q | -    | 0    | 0    | XXX  |      |      |  |  |  |  |
| 8     | 646  | Rory DWYER            | GBR     | 11 Oct 97     | 11    | 2.10   | 0    | X0   | XX0  | XXX  |      |      |  |  |  |  |
| 9     | 1178 | Damian NOWICKI        | POL     | 27 Sep 95     | 12    | 2.05   | 0    | 0    | XXX  |      |      |      |  |  |  |  |
| 10    | 1523 | Landon BARTEL         | USA     | 17 Feb 96     | 2     | 2.05   | XX0  | X0   | XXX  |      |      |      |  |  |  |  |
| 11    | 1459 | Alperen ACET          | TUR     | 02 Apr 98     | 7     | 2.00   | 0    | XXX  |      |      |      |      |  |  |  |  |
| 11    | 1271 | Tiaan STEENKAMP       | RSA     | 14 Mar 96     | 9     | 2.00   | 0    | XXX  |      |      |      |      |  |  |  |  |
|       | 1052 | Arturo ABASCAL        | MEX     | 19 Jun 95     | 5     | NM     | -    | -    | XXX  |      |      |      |  |  |  |  |





**RESULTS**  
**High Jump Men - Qualification**

**Group B**

23 July 2014 18:14 START TIME 18° C TEMPERATURE 64 % HUMIDITY  
19:19 END TIME 18° C

| PLACE | BIB  | NAME                    | COUNTRY | DATE of BIRTH | ORDER | RESULT         | 2.00 | 2.05 | 2.10 | 2.14 | 2.17 | 2.19 |  |  |  |  |
|-------|------|-------------------------|---------|---------------|-------|----------------|------|------|------|------|------|------|--|--|--|--|
| 1     | 1296 | Danil LYSENKO           | RUS     | 19 May 97     | 8     | <b>2.14</b> q  | 0    | 0    | 0    | 0    |      |      |  |  |  |  |
| 1     | 716  | Falk WENDRICH           | GER     | 12 Jun 95     | 5     | <b>2.14</b> q  | 0    | 0    | 0    | 0    |      |      |  |  |  |  |
| 1     | 1003 | Sanghyeok WOO           | KOR     | 23 Apr 96     | 11    | <b>2.14</b> q  | -    | 0    | -    | 0    |      |      |  |  |  |  |
| 4     | 660  | Chris KANDU             | GBR     | 10 Sep 95     | 1     | <b>2.14</b> q  | -    | -    | 0    | XX0  |      |      |  |  |  |  |
| 4     | 257  | Dmitri NABOKAU          | BLR     | 20 Jan 96     | 3     | <b>2.14</b> q  | 0    | 0    | 0    | XX0  |      |      |  |  |  |  |
| 6     | 880  | Clayton BROWN           | JAM     | 08 Dec 96     | 7     | <b>2.10</b> q  | -    | 0    | 0    | XXX  |      |      |  |  |  |  |
| 7     | 1574 | Jonathan WELLS          | USA     | 18 Apr 96     | 9     | <b>2.10</b> SB | -    | 0    | X0   | XXX  |      |      |  |  |  |  |
| 8     | 1213 | Victor KORST            | POR     | 21 Oct 96     | 12    | <b>2.10</b>    | 0    | 0    | XX0  | XXX  |      |      |  |  |  |  |
| 9     | 1386 | Fabian DELRYD           | SWE     | 15 Oct 96     | 13    | <b>2.10</b>    | X0   | 0    | XX0  | XXX  |      |      |  |  |  |  |
| 10    | 453  | Petr PÍCHA              | CZE     | 19 Jul 96     | 10    | <b>2.05</b>    | 0    | XX0  | XXX  |      |      |      |  |  |  |  |
| 11    | 936  | Daisuke NAKAJIMA        | JPN     | 18 Apr 95     | 2     | <b>2.00</b>    | 0    | XXX  |      |      |      |      |  |  |  |  |
|       | 396  | Yojan CHAVERRA          | COL     | 21 Mar 95     | 4     | <b>NM</b>      | -    | XXX  |      |      |      |      |  |  |  |  |
|       | 829  | Federico AYRES DA MOTTA | ITA     | 24 Feb 96     | 6     | <b>NM</b>      | XXX  |      |      |      |      |      |  |  |  |  |

| ALL-TIME TOP LIST |                           |                  |           | SEASON TOP LIST |                        |                     |           |
|-------------------|---------------------------|------------------|-----------|-----------------|------------------------|---------------------|-----------|
| RESULT            | NAME                      | VENUE            | DATE      | RESULT          | NAME                   | VENUE               | DATE      |
| 2.37              | Draçutin TOPIC (YUG)      | Plovdiv          | 12 Aug 90 | 2.26            | Andrei SKABEIKA (BLR)  | Brest, BLR          | 31 May 14 |
| 2.37              | Steve SMITH (GBR)         | Seoul            | 20 Sep 92 | 2.24            | Danil LYSENKO (RUS)    | Baku (Bakhramov)    | 1 Jun 14  |
| 2.36              | Javier SOTOMAYOR (CUB)    | Santiago de Cuba | 23 Feb 86 | 2.24            | Chris KANDU (GBR)      | Bedford, GBR        | 22 Jun 14 |
| 2.35              | Dietmar MÖGENBURG (GER)   | Rehlingen        | 26 May 80 | 2.23            | Christoff BRYAN (JAM)  | Kingston (NS), JAM  | 29 Mar 14 |
| 2.34              | Vladimir YASHCHENKO (URS) | Tbilisi          | 16 Jun 78 | 2.22            | Tobias POTYE (GER)     | Sinn                | 31 May 14 |
| 2.34              | Tim FORSYTH (AUS)         | Ostlo            | 4 Jul 92  | 2.22            | Sanghyeok WOO (KOR)    | Kimchun             | 25 Jun 14 |
| 2.33              | Jianhua ZHU (CHN)         | New Delhi        | 1 Dec 82  | 2.21            | Mikhail AKIMENKO (RUS) | Moskva              | 10 Jun 14 |
| 2.33              | Patrik SJÖBERG (SWE)      | Ostlo            | 9 Jul 83  | 2.21            | Dmitri NABOKAU (BLR)   | Brest, BLR          | 25 Jun 14 |
| 2.32              | Haiqiang HUANG (CHN)      | Beijing (CSC)    | 17 Aug 06 | 2.20            | Arturo ABASCAL (MEX)   | Monterrey           | 23 Mar 14 |
| 2.31              | Jörg FREIMUTH (GDR)       | Moskva           | 1 Aug 80  | 2.20            | Jiaxu BAI (CHN)        | Chongqing           | 3 Apr 14  |
| 2.31              | Lochsley THOMSON (AUS)    | Adelaide         | 8 Mar 92  | 2.20            | Falk WENDRICH (GER)    | Sinn                | 31 May 14 |
| 2.31              | Jacques FREITAG (RSA)     | Rehlingen        | 4 Jun 01  | 2.20            | Daisuke NAKAJIMA (JPN) | Tochigi             | 1 Jun 14  |
| 2.31              | Andra MANSON (USA)        | Kingston, JAM    | 18 Jul 02 | 2.20            | Joel BADEN (AUS)       | Brisbane (QSAC)     | 14 Jun 14 |
| 2.31              | Mutaz Essa BARSHIM (QAT)  | Hanoi            | 3 Jul 10  | 2.20            | David NOPPER (GER)     | Mannheim (Hoffmann) | 6 Jul 14  |



# RESULTS

## Pole Vault Men - Final



| RECORDS                         | RESULT NAME                       | COUNTRY                 | AGE                   | VENUE         | DATE        |
|---------------------------------|-----------------------------------|-------------------------|-----------------------|---------------|-------------|
| World Junior Record <b>WJR</b>  | <b>5.80</b> Maksim TARASOV        | URS                     | 19                    | Bryansk       | 14 Jul 1989 |
| World Junior Record <b>WJR</b>  | <b>5.80</b> Raphael HOLZDEPPE     | GER                     | 19                    | Biberach      | 28 Jun 2008 |
| Championships Record <b>CR</b>  | <b>5.71</b> Germán CHIARAVIGLIO   | ARG                     | 19                    | Beijing (CSC) | 19 Aug 2006 |
| World Junior Leading <b>WJL</b> | <b>5.55</b> Axel CHAPELLE         | FRA                     | 19                    | Eugene        | 26 Jul 2014 |
| Area Junior Record <b>AJR</b>   | National Junior Record <b>NJR</b> | Personal Best <b>PB</b> | Season Best <b>SB</b> |               |             |

**26 July 2014** 14:29 START TIME 29° C 35% HUMIDITY  
17:25 END TIME 31° C 26%

| PLACE | BIB  | NAME                  | COUNTRY | DATE of BIRTH | ORDER | RESULT                 | 4.85 | 5.00 | 5.10 | 5.20 | 5.30 | 5.35 | 5.40 | 5.45 | 5.50 | 5.55 | 5.64 |
|-------|------|-----------------------|---------|---------------|-------|------------------------|------|------|------|------|------|------|------|------|------|------|------|
| 1     | 606  | Axel CHAPELLE         | FRA     | 24 Apr 95     | 4     | <b>5.55</b> <b>WJL</b> | -    | -    | -    | 0    | -    | 0    | -    | XO   | 0    | 0    | XXX  |
| 2     | 1291 | Daniil KOTOV          | RUS     | 02 Jun 95     | 5     | <b>5.50</b> <b>PB</b>  | -    | 0    | -    | 0    | 0    | -    | 0    | 0    | 0    | 0    | XXX  |
| 3     | 717  | Oleg ZERNIKEL         | GER     | 16 Apr 95     | 3     | <b>5.50</b> <b>PB</b>  | -    | 0    | -    | 0    | 0    | -    | 0    | -    | XO   | XXX  |      |
| 4     | 1542 | Devin KING            | USA     | 13 Mar 96     | 11    | <b>5.50</b> <b>PB</b>  | -    | 0    | XO   | XO   | 0    | -    | 0    | 0    | XO   | XXX  |      |
| 5     | 367  | Bokai HUANG           | CHN     | 26 Sep 96     | 9     | <b>5.45</b> <b>PB</b>  | -    | -    | 0    | XO   | 0    | XO   | 0    | 0    | X-   | XX   |      |
| 5     | 1289 | Leonid KOBELEV        | RUS     | 24 Jun 95     | 7     | <b>5.45</b> <b>PB</b>  | -    | XO   | -    | 0    | -    | XO   | -    | 0    | X-   | XX   |      |
| 7     | 148  | Jack HICKING          | AUS     | 22 Feb 95     | 2     | <b>5.40</b> <b>PB</b>  | 0    | XO   | XO   | 0    | 0    | -    | 0    | XXX  |      |      |      |
| 8     | 658  | Adam HAGUE            | GBR     | 29 Aug 97     | 6     | <b>5.35</b> <b>PB</b>  | -    | 0    | 0    | 0    | XO   | XO   | XXX  |      |      |      |      |
| 9     | 1129 | Eirik Greibrokk DOLVE | NOR     | 05 May 95     | 8     | <b>5.30</b>            | -    | -    | XO   | 0    | XO   | -    | XXX  |      |      |      |      |
| 10    | 643  | Harry COPPELL         | GBR     | 11 Jul 96     | 13    | <b>5.20</b>            | -    | 0    | -    | 0    | XXX  |      |      |      |      |      |      |
| 11    | 835  | Luigi COLELLA         | ITA     | 02 Apr 96     | 12    | <b>5.20</b> <b>PB</b>  | 0    | XXO  | XO   | XXO  | XXX  |      |      |      |      |      |      |
| 12    | 523  | Aleix PI              | ESP     | 27 Jan 96     | 10    | <b>5.10</b>            | 0    | XO   | 0    | XXX  |      |      |      |      |      |      |      |
| 13    | 825  | Lev SKORISH           | ISR     | 22 Apr 96     | 1     | <b>5.10</b>            | -    | XO   | XO   | XXX  |      |      |      |      |      |      |      |

| ALL-TIME TOP LIST |                              |                 |           | SEASON TOP LIST |                             |                           |           |
|-------------------|------------------------------|-----------------|-----------|-----------------|-----------------------------|---------------------------|-----------|
| RESULT            | NAME                         | VENUE           | DATE      | RESULT          | NAME                        | VENUE                     | DATE      |
| 5.80              | Maksim TARASOV (URS)         | Bryansk         | 14 Jul 89 | 5.55            | Axel CHAPELLE (FRA)         | Eugene                    | 26 Jul 14 |
| 5.80              | Raphael HOLZDEPPE (GER)      | Biberach        | 28 Jun 08 | 5.50            | Oleg ZERNIKEL (GER)         | Eugene                    | 26 Jul 14 |
| 5.75              | Konstadinos FILIPPIDIS (GRE) | Izmir           | 18 Aug 05 | 5.50            | Daniil KOTOV (RUS)          | Eugene                    | 26 Jul 14 |
| 5.72              | Andrew IRWIN (USA)           | Baton Rouge, LA | 13 May 12 | 5.50            | Devin KING (USA)            | Eugene                    | 26 Jul 14 |
| 5.71              | Lawrence JOHNSON (USA)       | Knoxville, TN   | 12 Jun 93 | 5.45            | Leonid KOBELEV (RUS)        | Eugene                    | 26 Jul 14 |
| 5.71              | Germán CHIARAVIGLIO (ARG)    | Beijing (CSC)   | 19 Aug 06 | 5.45            | Bokai HUANG (CHN)           | Eugene                    | 26 Jul 14 |
| 5.71              | Shawnacy BARBER (CAN)        | Austin, TX      | 29 Mar 13 | 5.40            | Brandon BRAY (USA)          | Austin (MMS), TX          | 10 May 14 |
| 5.70              | Viktor CHISTIAKOV (RUS)      | Leppävirta      | 7 Jun 94  | 5.40            | Harry COPPELL (GBR)         | Mannheim (Hoffmann)       | 6 Jul 14  |
| 5.70              | Artem KUPTSOV (RUS)          | Tula, RUS       | 7 Jun 03  | 5.40            | Jack HICKING (AUS)          | Eugene                    | 26 Jul 14 |
| 5.65              | Radion GATAULLIN (URS)       | Donetsk         | 8 Sep 84  | 5.35            | Dylan DUVIO (USA)           | Austin (MMS), TX          | 3 May 14  |
| 5.65              | István BAGYULA (HUN)         | Sudbury         | 28 Jul 88 | 5.35            | Eirik Greibrokk DOLVE (NOR) | Göteborg (Ullevi Stadium) | 27 Jun 14 |
|                   |                              |                 |           | 5.35            | Cole WALSH (USA)            | Eugene (HF), OR           | 5 Jul 14  |
|                   |                              |                 |           | 5.35            | Adam HAGUE (GBR)            | Mannheim (Hoffmann)       | 6 Jul 14  |

# SUMMARY



## Pole Vault Men - Qualification

With qualifying standard of 5.25 (Q) or at least the 12 best performers (q) advance to the Final

| RECORDS              | RESULT     | NAME                     | COUNTRY    | AGE           | VENUE         | DATE        |           |
|----------------------|------------|--------------------------|------------|---------------|---------------|-------------|-----------|
| World Junior Record  | <b>WJR</b> | 5.80 Maksim TARASOV      | URS        | 19            | Bryansk       | 14 Jul 1989 |           |
| World Junior Record  | <b>WJR</b> | 5.80 Raphael HOLZDEPPE   | GER        | 19            | Biberach      | 28 Jun 2008 |           |
| Championships Record | <b>CR</b>  | 5.71 Germán CHIARAVIGLIO | ARG        | 19            | Beijing (CSC) | 19 Aug 2006 |           |
| World Junior Leading | <b>WJL</b> | 5.52 Axel CHAPELLE       | FRA        | 19            | Tergnier      | 29 May 2014 |           |
| Area Junior Record   | <b>AJR</b> | National Junior Record   | <b>NJR</b> | Personal Best | <b>PB</b>     | Season Best | <b>SB</b> |

24 July 2014

| RANK | PLACE | GROUP | BIB  | NAME                  | COUNTRY | DATE of BIRTH | RESULT           |
|------|-------|-------|------|-----------------------|---------|---------------|------------------|
| 1    | 1     | A     | 658  | Adam HAGUE            | GBR     | 29 Aug 97     | 5.20 q           |
| 1    | 1     | B     | 643  | Harry COPPELL         | GBR     | 11 Jul 96     | 5.20 q           |
| 3    | 2     | B     | 1129 | Eirik Greibrokk DOLVE | NOR     | 05 May 95     | 5.20 q           |
| 3    | 2     | A     | 148  | Jack HICKING          | AUS     | 22 Feb 95     | 5.20 q           |
| 3    | 2     | A     | 717  | Oleg ZERNIKEL         | GER     | 16 Apr 95     | 5.20 q           |
| 6    | 4     | A     | 606  | Axel CHAPELLE         | FRA     | 24 Apr 95     | 5.20 q           |
| 7    | 3     | B     | 367  | Bokai HUANG           | CHN     | 26 Sep 96     | 5.20 q           |
| 8    | 4     | B     | 825  | Lev SKORISH           | ISR     | 22 Apr 96     | 5.20 q           |
| 8    | 5     | A     | 835  | Luigi COLELLA         | ITA     | 02 Apr 96     | 5.20 q <b>PB</b> |
| 10   | 6     | A     | 1542 | Devin KING            | USA     | 13 Mar 96     | 5.10 q           |
| 11   | 5     | B     | 523  | Aleix PI              | ESP     | 27 Jan 96     | 5.10 q           |
| 11   | 5     | B     | 1289 | Leonid KOBELEV        | RUS     | 24 Jun 95     | 5.10 q           |
| 11   | 7     | A     | 1291 | Daniil KOTOV          | RUS     | 02 Jun 95     | 5.10 q           |
| 14   | 7     | B     | 1175 | Mateusz JERZY         | POL     | 29 Mar 95     | 5.10             |
| 15   | 8     | A     | 1095 | Koen VAN DER WIJST    | NED     | 07 Aug 97     | 5.10 <b>PB</b>   |
| 16   | 9     | A     | 485  | José Rodolfo PACHO    | ECU     | 30 Jan 96     | 5.10             |
| 17   | 10    | A     | 531  | Adrián VALLES         | ESP     | 16 Mar 95     | 5.10             |
| 18   | 8     | B     | 589  | Tomas WECKSTÉN        | FIN     | 02 Nov 96     | 5.10             |
| 19   | 11    | A     | 944  | Kota SUZUKI           | JPN     | 18 Dec 95     | 5.00             |
| 20   | 9     | B     | 151  | Kurtis MARSCHALL      | AUS     | 25 Apr 97     | 5.00             |
| 20   | 12    | A     | 242  | Ben BROEDERS          | BEL     | 21 Jun 95     | 5.00             |
| 20   | 12    | A     | 756  | Valentinos DAMOTSÍDIS | GRE     | 12 Feb 95     | 5.00             |
| 23   | 10    | B     | 705  | Lamin KRUBALLY        | GER     | 13 Feb 95     | 5.00             |
| 24   | 11    | B     | 1572 | Cole WALSH            | USA     | 14 Jun 95     | 5.00             |
| 25   | 12    | B     | 607  | Mathieu COLLET        | FRA     | 15 Mar 95     | 4.85             |
| 26   | 13    | B     | 1155 | Pascal KETHERS        | NZL     | 14 Aug 95     | 4.85             |
| 27   | 14    | B     | 191  | Matthias FREINBERGER  | AUT     | 07 Feb 95     | 4.70             |
| 28   | 14    | A     | 1066 | Raúl Alejandro RÍOS   | MEX     | 17 Apr 95     | 4.70             |
|      |       | B     | 1060 | Jorge LUNA            | MEX     | 08 Jun 96     | NM               |
|      |       | A     | 193  | Lukas WIRTH           | AUT     | 21 Jun 95     | NM               |



**SUMMARY**  
**Pole Vault Men - Qualification**

24 July 2014

| RANK | PLACE | GROUP | BIB | NAME | COUNTRY | DATE of BIRTH | RESULT |
|------|-------|-------|-----|------|---------|---------------|--------|
|------|-------|-------|-----|------|---------|---------------|--------|

| ALL-TIME TOP LIST |                              |                 |           | SEASON TOP LIST |                             |                           |           |
|-------------------|------------------------------|-----------------|-----------|-----------------|-----------------------------|---------------------------|-----------|
| RESULT            | NAME                         | VENUE           | DATE      | RESULT          | NAME                        | VENUE                     | DATE      |
| 5.80              | Maksim TARASOV (URS)         | Bryansk         | 14 Jul 89 | 5.52            | Axel CHAPELLE (FRA)         | Tergnier                  | 29 May 14 |
| 5.80              | Raphael HOLZDEPPE (GER)      | Biberach        | 28 Jun 08 | 5.40            | Brandon BRAY (USA)          | Austin (MMS), TX          | 10 May 14 |
| 5.75              | Konstadinos FILIPPIDIS (GRE) | Izmir           | 18 Aug 05 | 5.40            | Bokai HUANG (CHN)           | Kunshan                   | 30 May 14 |
| 5.72              | Andrew IRWIN (USA)           | Baton Rouge, LA | 13 May 12 | 5.40            | Oleq ZERNIKEL (GER)         | Mannheim (Hoffmann)       | 6 Jul 14  |
| 5.71              | Lawrence JOHNSON (USA)       | Knoxville, TN   | 12 Jun 93 | 5.40            | Harry COPPELL (GBR)         | Mannheim (Hoffmann)       | 6 Jul 14  |
| 5.71              | Germán CHIARAVIGLIO (ARG)    | Beijing (CSC)   | 19 Aug 06 | 5.38            | Devin KING (USA)            | Baton Rouge, LA           | 10 May 14 |
| 5.71              | Shawnacy BARBER (CAN)        | Austin, TX      | 29 Mar 13 | 5.35            | Dylan DUVIO (USA)           | Austin (MMS), TX          | 3 May 14  |
| 5.70              | Viktor CHISTIAKOV (RUS)      | Leppävirta      | 7 Jun 94  | 5.35            | Eirik Greibrokk DOLVE (NOR) | Göteborg (Ullevi Stadium) | 27 Jun 14 |
| 5.70              | Artem KUPTSOV (RUS)          | Tula, RUS       | 7 Jun 03  | 5.35            | Cole WALSH (USA)            | Eugene (HF), OR           | 5 Jul 14  |
| 5.65              | Radion GATAULLIN (URS)       | Donetsk         | 8 Sep 84  | 5.35            | Adam HAGUE (GBR)            | Mannheim (Hoffmann)       | 6 Jul 14  |
| 5.65              | István BAGYULA (HUN)         | Sudbury         | 28 Jul 88 |                 |                             |                           |           |



# RESULTS



## Pole Vault Men - Qualification

With qualifying standard of 5.25 (Q) or at least the 12 best performers (q) advance to the Final

| RECORDS              | RESULT     | NAME                     | COUNTRY    | AGE           | VENUE         | DATE        |           |
|----------------------|------------|--------------------------|------------|---------------|---------------|-------------|-----------|
| World Junior Record  | <b>WJR</b> | 5.80 Maksim TARASOV      | URS        | 19            | Bryansk       | 14 Jul 1989 |           |
| World Junior Record  | <b>WJR</b> | 5.80 Raphael HOLZDEPPE   | GER        | 19            | Biberach      | 28 Jun 2008 |           |
| Championships Record | <b>CR</b>  | 5.71 Germán CHIARAVIGLIO | ARG        | 19            | Beijing (CSC) | 19 Aug 2006 |           |
| World Junior Leading | <b>WJL</b> | 5.52 Axel CHAPELLE       | FRA        | 19            | Tergnier      | 29 May 2014 |           |
| Area Junior Record   | <b>AJR</b> | National Junior Record   | <b>NJR</b> | Personal Best | <b>PB</b>     | Season Best | <b>SB</b> |

**Group A**

24 July 2014 10:23 START TIME 16° C TEMPERATURE 68 % HUMIDITY  
12:11 END TIME 21° C 53 %

| PLACE | BIB  | NAME                  | COUNTRY | DATE of BIRTH | ORDER | RESULT           | 4.70 | 4.85 | 5.00 | 5.10 | 5.20 | 5.25 |  |  |  |  |
|-------|------|-----------------------|---------|---------------|-------|------------------|------|------|------|------|------|------|--|--|--|--|
| 1     | 658  | Adam HAGUE            | GBR     | 29 Aug 97     | 13    | 5.20 q           | 0    | 0    | 0    | 0    | 0    |      |  |  |  |  |
| 2     | 148  | Jack HICKING          | AUS     | 22 Feb 95     | 7     | 5.20 q           | 0    | 0    | 0    | 0    | XO   |      |  |  |  |  |
| 2     | 717  | Oleg ZERNIKEL         | GER     | 16 Apr 95     | 6     | 5.20 q           | -    | 0    | 0    | 0    | XO   |      |  |  |  |  |
| 4     | 606  | Axel CHAPELLE         | FRA     | 24 Apr 95     | 15    | 5.20 q           | -    | -    | -    | XO   | XO   |      |  |  |  |  |
| 5     | 835  | Luigi COLELLA         | ITA     | 02 Apr 96     | 2     | 5.20 q <b>PB</b> | 0    | 0    | XO   | XO   | XXO  |      |  |  |  |  |
| 6     | 1542 | Devin KING            | USA     | 13 Mar 96     | 10    | 5.10 q           | -    | 0    | 0    | 0    | XXX  |      |  |  |  |  |
| 7     | 1291 | Daniil KOTOV          | RUS     | 02 Jun 95     | 4     | 5.10 q           | -    | XO   | 0    | 0    | XXX  |      |  |  |  |  |
| 8     | 1095 | Koen VAN DER WIJST    | NED     | 07 Aug 97     | 9     | 5.10 <b>PB</b>   | 0    | 0    | 0    | XO   | XXX  |      |  |  |  |  |
| 9     | 485  | José Rodolfo PACHO    | ECU     | 30 Jan 96     | 8     | 5.10             | -    | 0    | XO   | XO   | XXX  |      |  |  |  |  |
| 10    | 531  | Adrián VALLES         | ESP     | 16 Mar 95     | 12    | 5.10             | -    | 0    | -    | XXO  | XXX  |      |  |  |  |  |
| 11    | 944  | Kota SUZUKI           | JPN     | 18 Dec 95     | 3     | 5.00             | -    | 0    | 0    | XXX  |      |      |  |  |  |  |
| 12    | 242  | Ben BROEDERS          | BEL     | 21 Jun 95     | 5     | 5.00             | -    | XO   | 0    | -    | XXX  |      |  |  |  |  |
| 12    | 756  | Valentinos DAMOTSÍDIS | GRE     | 12 Feb 95     | 14    | 5.00             | XO   | 0    | 0    | XXX  |      |      |  |  |  |  |
| 14    | 1066 | Raúl Alejandro RÍOS   | MEX     | 17 Apr 95     | 1     | 4.70             | XO   | XXX  |      |      |      |      |  |  |  |  |
|       | 193  | Lukas WIRTH           | AUT     | 21 Jun 95     | 11    | NM               | -    | XXX  |      |      |      |      |  |  |  |  |





**RESULTS**  
**Pole Vault Men - Qualification**

**Group B**

24 July 2014 10:24 START TIME 16° C TEMPERATURE 68 % HUMIDITY  
12:13 END TIME 20° C 56 %

| PLACE | BIB  | NAME                  | COUNTRY | DATE of BIRTH | ORDER | RESULT | 4.70 | 4.85 | 5.00 | 5.10 | 5.20 | 5.25 |  |  |  |  |
|-------|------|-----------------------|---------|---------------|-------|--------|------|------|------|------|------|------|--|--|--|--|
| 1     | 643  | Harry COPPELL         | GBR     | 11 Jul 96     | 13    | 5.20 q | -    | -    | 0    | 0    | 0    |      |  |  |  |  |
| 2     | 1129 | Eirik Greibrokk DOLVE | NOR     | 05 May 95     | 6     | 5.20 q | -    | -    | 0    | 0    | XO   |      |  |  |  |  |
| 3     | 367  | Bokai HUANG           | CHN     | 26 Sep 96     | 14    | 5.20 q | -    | -    | 0    | 0    | XXO  |      |  |  |  |  |
| 4     | 825  | Lev SKORISH           | ISR     | 22 Apr 96     | 11    | 5.20 q | -    | XO   | XO   | 0    | XXO  |      |  |  |  |  |
| 5     | 1289 | Leonid KOBELEV        | RUS     | 24 Jun 95     | 8     | 5.10 q | -    | XO   | 0    | 0    | XXX  |      |  |  |  |  |
| 5     | 523  | Aleix PI              | ESP     | 27 Jan 96     | 3     | 5.10 q | 0    | 0    | XO   | 0    | XXX  |      |  |  |  |  |
| 7     | 1175 | Mateusz JERZY         | POL     | 29 Mar 95     | 9     | 5.10   | 0    | -    | XXO  | 0    | XXX  |      |  |  |  |  |
| 8     | 589  | Tomas WECKSTÉN        | FIN     | 02 Nov 96     | 15    | 5.10   | 0    | 0    | XO   | XXO  | XXX  |      |  |  |  |  |
| 9     | 151  | Kurtis MARSCHALL      | AUS     | 25 Apr 97     | 4     | 5.00   | 0    | XO   | 0    | XXX  |      |      |  |  |  |  |
| 10    | 705  | Lamin KRUBALLY        | GER     | 13 Feb 95     | 5     | 5.00   | -    | 0    | XO   | XXX  |      |      |  |  |  |  |
| 11    | 1572 | Cole WALSH            | USA     | 14 Jun 95     | 12    | 5.00   | -    | -    | XXO  | XXX  |      |      |  |  |  |  |
| 12    | 607  | Mathieu COLLET        | FRA     | 15 Mar 95     | 2     | 4.85   | -    | XO   | XXX  |      |      |      |  |  |  |  |
| 13    | 1155 | Pascal KETHERS        | NZL     | 14 Aug 95     | 1     | 4.85   | 0    | XXO  | XXX  |      |      |      |  |  |  |  |
| 14    | 191  | Matthias FREINBERGER  | AUT     | 07 Feb 95     | 7     | 4.70   | 0    | XXX  |      |      |      |      |  |  |  |  |
|       | 1060 | Jorge LUNA            | MEX     | 08 Jun 96     | 10    | NM     | XXX  |      |      |      |      |      |  |  |  |  |

| ALL-TIME TOP LIST |                              |                 |           | SEASON TOP LIST |                             |                           |           |
|-------------------|------------------------------|-----------------|-----------|-----------------|-----------------------------|---------------------------|-----------|
| RESULT            | NAME                         | VENUE           | DATE      | RESULT          | NAME                        | VENUE                     | DATE      |
| 5.80              | Maksim TARASOV (URS)         | Bryansk         | 14 Jul 89 | 5.52            | Axel CHAPELLE (FRA)         | Tergnier                  | 29 May 14 |
| 5.80              | Raphael HOLZDEPPE (GER)      | Biberach        | 28 Jun 08 | 5.40            | Brandon BRAY (USA)          | Austin (MMS), TX          | 10 May 14 |
| 5.75              | Konstadinos FILIPPÍDIS (GRE) | Izmir           | 18 Aug 05 | 5.40            | Bokai HUANG (CHN)           | Kunshan                   | 30 May 14 |
| 5.72              | Andrew IRWIN (USA)           | Baton Rouge, LA | 13 May 12 | 5.40            | Oleq ZERNIKEL (GER)         | Mannheim (Hoffmann)       | 6 Jul 14  |
| 5.71              | Lawrence JOHNSON (USA)       | Knoxville, TN   | 12 Jun 93 | 5.40            | Harry COPPELL (GBR)         | Mannheim (Hoffmann)       | 6 Jul 14  |
| 5.71              | Germán CHIARAVIGLIO (ARG)    | Beijing (CSC)   | 19 Aug 06 | 5.38            | Devin KING (USA)            | Baton Rouge, LA           | 10 May 14 |
| 5.71              | Shawnacy BARBER (CAN)        | Austin, TX      | 29 Mar 13 | 5.35            | Dylan DUVOIO (USA)          | Austin (MMS), TX          | 3 May 14  |
| 5.70              | Viktor CHISTIYAKOV (RUS)     | Leppävirta      | 7 Jun 94  | 5.35            | Eirik Greibrokk DOLVE (NOR) | Göteborg (Ullevi Stadium) | 27 Jun 14 |
| 5.70              | Artem KUPTSOV (RUS)          | Tula, RUS       | 7 Jun 03  | 5.35            | Cole WALSH (USA)            | Eugene (HF), OR           | 5 Jul 14  |
| 5.65              | Radion GATAULLIN (URS)       | Donetsk         | 8 Sep 84  | 5.35            | Adam HAGUE (GBR)            | Mannheim (Hoffmann)       | 6 Jul 14  |
| 5.65              | István BAGYULA (HUN)         | Sudbury         | 28 Jul 88 |                 |                             |                           |           |





# RESULTS

## Long Jump Men - Final



| RECORDS              | RESULT     | NAME                   | COUNTRY          | AGE           | VENUE     | DATE                   |           |
|----------------------|------------|------------------------|------------------|---------------|-----------|------------------------|-----------|
| World Junior Record  | <b>WJR</b> | <b>8.35</b>            | Sergey MORGUNOV  | RUS           | 19        | Cheboksary 20 Jun 2012 |           |
| Championships Record | <b>CR</b>  | <b>8.20</b>            | James STALLWORTH | USA           | 19        | Plovdiv 9 Aug 1990     |           |
| World Junior Leading | <b>WJL</b> | <b>8.10</b>            | Jianan WANG      | CHN           | 18        | Beijing 24 Apr 2014    |           |
| Area Junior Record   | <b>AJR</b> | National Junior Record | <b>NJR</b>       | Personal Best | <b>PB</b> | Season Best            | <b>SB</b> |

24 July 2014 18:34 START TIME 23° C 44 %  
 20:02 END TIME 22° C 46 %

| PLACE | BIB  | NAME                       | COUNTRY | DATE of BIRTH | ORDER | RESULT              | 1              | 2              | 3              | ORDER | 4              | 5              | 6              |
|-------|------|----------------------------|---------|---------------|-------|---------------------|----------------|----------------|----------------|-------|----------------|----------------|----------------|
| 1     | 375  | Jianan WANG                | CHN     | 27 Aug 96     | 3     | <b>8.08</b><br>+1.5 | X<br>+2.1      | 8.07 w<br>+2.5 | 8.08<br>+1.5   | 8     | 7.67<br>+0.8   | -              | 7.94 w<br>+2.3 |
| 2     | 369  | Qing LIN                   | CHN     | 05 Apr 95     | 6     | <b>7.94</b><br>+1.6 | 7.94<br>+1.6   | X<br>+2.3      | 7.86<br>+1.0   | 7     | 7.60<br>+1.7   | X<br>+1.9      | X<br>+1.9      |
| 3     | 943  | Shotaro SHIROYAMA          | JPN     | 06 Mar 95     | 5     | <b>7.83</b><br>+2.4 | X<br>+2.5      | 7.83 w<br>+2.4 | 6.01<br>+1.1   | 6     | 7.59<br>+1.7   | X<br>+1.4      | 7.72<br>+1.5   |
| 4     | 1575 | Travonn WHITE              | USA     | 03 Jun 95     | 2     | <b>7.72</b><br>+2.3 | X<br>+2.3      | 7.72 w<br>+2.3 | X<br>+1.5      | 5     | 7.24<br>+1.6   | 7.35<br>+1.9   | X<br>+3.3      |
| 5     | 941  | Kodai SAKUMA               | JPN     | 29 Apr 96     | 1     | <b>7.71</b><br>+1.7 | 7.71<br>+1.7   | 7.40<br>+0.3   | 7.67 w<br>+2.2 | 4     | 5.96 w<br>+2.2 | 7.66 w<br>+2.5 | 7.58 w<br>+2.8 |
| 6     | 429  | José Luis DESPAIGNE        | CUB     | 01 Feb 95     | 4     | <b>7.71</b><br>+1.8 | X<br>+2.9      | 7.51<br>+1.3   | 7.57<br>+1.3   | 1     | 7.71<br>+1.8   | X<br>+1.4      | X<br>+1.7      |
| 7     | 608  | Cédric DUFAG               | FRA     | 22 Aug 96     | 12    | <b>7.67</b><br>+2.1 | 7.52<br>+1.8   | 7.67 w<br>+2.1 | 7.28<br>+1.8   | 3     | 7.37 w<br>+2.3 | 7.46<br>+1.2   | X<br>+2.7      |
| 8     | 1393 | Thobias NILSSON MONTLER    | SWE     | 15 Feb 96     | 8     | <b>7.65</b><br>+2.7 | 5.95 w<br>+2.1 | 7.64 w<br>+2.5 | 7.65 w<br>+2.7 | 2     | 7.42<br>+1.5   | 7.56<br>+1.1   | X<br>+1.1      |
| 9     | 283  | Lucas Marcelino DOS SANTOS | BRA     | 04 Jan 95     | 7     | <b>7.56</b><br>+2.8 | 7.48 w<br>+3.1 | 7.56 w<br>+2.8 | 7.42 w<br>+2.1 |       |                |                |                |
| 10    | 830  | Harold BARRUECOS           | ITA     | 08 Feb 95     | 11    | <b>7.45</b><br>+1.7 | 6.99 w<br>+2.5 | 7.02 w<br>+2.2 | 7.45<br>+1.7   |       |                |                |                |
| 11    | 526  | Fernando RAMOS             | ESP     | 20 May 95     | 9     | <b>7.39</b><br>+1.7 | 6.81<br>+1.5   | 7.39<br>+1.7   | 7.34 w<br>+2.1 |       |                |                |                |
|       | 109  | Yasser TRIKI               | ALG     | 24 Mar 97     | 10    | <b>DNS</b>          |                |                |                |       |                |                |                |

**NOTE** BIB 1575 - Yellow Card - 125.5 Unsporting conduct

| ALL-TIME TOP LIST |                          |                  |           | SEASON TOP LIST |                                  |                  |           |
|-------------------|--------------------------|------------------|-----------|-----------------|----------------------------------|------------------|-----------|
| RESULT            | NAME                     | VENUE            | DATE      | RESULT          | NAME                             | VENUE            | DATE      |
| 8.35              | Sergey MORGUNOV (RUS)    | Cheboksary       | 20 Jun 12 | 8.10            | Jianan WANG (CHN)                | Beijing          | 24 Apr 14 |
| 8.34              | Randy WILLIAMS (USA)     | München          | 8 Sep 72  | 8.04            | Travonn WHITE (USA)              | Eugene (HF), OR  | 5 Jul 14  |
| 8.28              | Luis Alberto BUENO (CUB) | La Habana        | 16 Jul 88 | 7.99            | Qing LIN (CHN)                   | Taipei City      | 13 Jun 14 |
| 8.27              | Eusebio CÁCERES (ESP)    | Barcelona (O)    | 30 Jul 10 | 7.89            | Duwayne BOER (RSA)               | Stellenbosch     | 5 Apr 14  |
| 8.24              | Eric METCALF (USA)       | Indianapolis, IN | 6 Jun 86  | 7.84            | Nathaniel MOORE (USA)            | Clovis, CA       | 7 Jun 14  |
| 8.24              | Vladimir OCHKAN (URS)    | Leningrad        | 21 Jun 87 | 7.84            | Shamar ROCK (BAR)                | Bridgetown       | 21 Jun 14 |
| 8.22              | Larry DOUBLEY (USA)      | Champaign, IL    | 3 Jun 77  | 7.81            | Lucas Marcelino DOS SANTOS (BRA) | São Paulo (IDCM) | 25 Jan 14 |
| 8.22              | Iván PEDROSO (CUB)       | Santiago de Cuba | 3 May 91  | 7.79            | Anatoliy RYAPOLOV (RUS)          | Baku (Bakhrarov) | 31 May 14 |
| 8.21              | Vance JOHNSON (USA)      | Provo, UT        | 4 Jun 82  | 7.78            | Kenneth FISHER (USA)             | Greensboro, NC   | 2 May 14  |
| 8.20              | James STALLWORTH (USA)   | Plovdiv          | 9 Aug 90  | 7.75            | Adoree JACKSON (USA)             | Chandler, AZ     | 22 Mar 14 |

# SUMMARY



## Long Jump Men - Qualification

With qualifying standard of 7.70 (Q) or at least the 12 best performers (q) advance to the Final

| RECORDS              | RESULT     | NAME                   | COUNTRY          | AGE           | VENUE     | DATE                   |
|----------------------|------------|------------------------|------------------|---------------|-----------|------------------------|
| World Junior Record  | <b>WJR</b> | 8.35                   | Sergey MORGUNOV  | RUS           | 19        | Cheboksary 20 Jun 2012 |
| Championships Record | <b>CR</b>  | 8.20                   | James STALLWORTH | USA           | 19        | Plovdiv 9 Aug 1990     |
| World Junior Leading | <b>WJL</b> | 8.10                   | Jianan WANG      | CHN           | 18        | Beijing 24 Apr 2014    |
| Area Junior Record   | <b>AJR</b> | National Junior Record | <b>NJR</b>       | Personal Best | <b>PB</b> | Season Best            |
|                      |            |                        |                  |               | <b>SB</b> |                        |

23 July 2014

| RANK | PLACE | GROUP | BIB  | NAME                       | COUNTRY | DATE of BIRTH | RESULT        | WIND |
|------|-------|-------|------|----------------------------|---------|---------------|---------------|------|
| 1    | 1     | A     | 375  | Jianan WANG                | CHN     | 27 Aug 96     | <b>7.93 Q</b> | -0.6 |
| 2    | 1     | B     | 369  | Qing LIN                   | CHN     | 05 Apr 95     | <b>7.62 q</b> | -0.1 |
| 3    | 2     | A     | 429  | José Luis DESPAIGNE        | CUB     | 01 Feb 95     | <b>7.61 q</b> | -0.2 |
| 4    | 3     | A     | 943  | Shotaro SHIROYAMA          | JPN     | 06 Mar 95     | <b>7.55 q</b> | +0.4 |
| 5    | 2     | B     | 1575 | Travonn WHITE              | USA     | 03 Jun 95     | <b>7.50 q</b> | -0.4 |
| 6    | 3     | B     | 941  | Kodai SAKUMA               | JPN     | 29 Apr 96     | <b>7.38 q</b> | -0.9 |
| 7    | 4     | B     | 1393 | Thobias NILSSON MONTLER    | SWE     | 15 Feb 96     | <b>7.37 q</b> | -0.7 |
| 8    | 5     | B     | 830  | Harold BARRUECOS           | ITA     | 08 Feb 95     | <b>7.36 q</b> | -0.1 |
| 9    | 4     | A     | 109  | Yasser TRIKI               | ALG     | 24 Mar 97     | <b>7.35 q</b> | -0.6 |
| 10   | 6     | B     | 608  | Cédric DUFAG               | FRA     | 22 Aug 96     | <b>7.34 q</b> | -0.9 |
| 11   | 7     | B     | 283  | Lucas Marcelino DOS SANTOS | BRA     | 04 Jan 95     | <b>7.33 q</b> | -0.7 |
| 12   | 8     | B     | 526  | Fernando RAMOS             | ESP     | 20 May 95     | <b>7.31 q</b> | -0.6 |
| 13   | 5     | A     | 213  | Laquan NAIRN               | BAH     | 31 Jul 96     | <b>7.29</b>   | -1.0 |
| 14   | 9     | B     | 773  | Ming Tai CHAN              | HKG     | 30 Jan 95     | <b>7.27</b>   | -0.3 |
| 15   | 6     | A     | 648  | Jacob FINCHAM-DUKES        | GBR     | 12 Jan 97     | <b>7.23</b>   | -1.1 |
| 16   | 7     | A     | 1258 | Duwayne BOER               | RSA     | 06 Jan 95     | <b>7.21</b>   | +0.1 |
| 17   | 8     | A     | 232  | Shamar ROCK                | BAR     | 20 Apr 95     | <b>7.20</b>   | -0.6 |
| 18   | 10    | B     | 1639 | Santiago COVA              | VEN     | 10 Aug 96     | <b>7.18</b>   | -0.7 |
| 19   | 11    | B     | 1133 | Amund Høie SJURSEN         | NOR     | 16 Jan 96     | <b>7.17</b>   | -1.0 |
| 20   | 9     | A     | 612  | Benjamin NGUERRET          | FRA     | 14 Mar 95     | <b>7.17</b>   | +0.2 |
| 21   | 12    | B     | 1298 | Aleksandr NOSKEVICH        | RUS     | 12 Mar 96     | <b>7.15</b>   | -0.4 |
| 22   | 10    | A     | 855  | Filippo RANDAZZO           | ITA     | 27 Apr 96     | <b>7.06</b>   | -0.7 |
| 23   | 11    | A     | 413  | Filip PRAVDICA             | CRO     | 28 Jul 95     | <b>7.02</b>   | 0.0  |
| 24   | 12    | A     | 1532 | Kenneth FISHER             | USA     | 28 Feb 95     | <b>6.97</b>   | -0.2 |
| 25   | 13    | B     | 1653 | Joseph SINKALA             | ZAM     | 20 Dec 95     | <b>6.88</b>   | -0.8 |
| 26   | 14    | B     | 323  | Stevens DORCELUS           | CAN     | 19 May 95     | <b>6.87</b>   | -1.1 |
|      |       | A     | 281  | Bruno DE SOUZA             | BRA     | 29 Sep 95     | <b>NM</b>     |      |
|      |       | A     | 1009 | Mustafa Mohammed ALZAWRI   | KSA     | 03 Jul 95     | <b>NM</b>     |      |

| ALL-TIME TOP LIST |                          |                  |           | SEASON TOP LIST |                                  |                  |           |
|-------------------|--------------------------|------------------|-----------|-----------------|----------------------------------|------------------|-----------|
| RESULT            | NAME                     | VENUE            | DATE      | RESULT          | NAME                             | VENUE            | DATE      |
| 8.35              | Sergey MORGUNOV (RUS)    | Cheboksary       | 20 Jun 12 | 8.10            | Jianan WANG (CHN)                | Beijing          | 24 Apr 14 |
| 8.34              | Randy WILLIAMS (USA)     | München          | 8 Sep 72  | 8.04            | Travonn WHITE (USA)              | Eugene (HF), OR  | 5 Jul 14  |
| 8.28              | Luis Alberto BUENO (CUB) | La Habana        | 16 Jul 88 | 7.99            | Qing LIN (CHN)                   | Taipei City      | 13 Jun 14 |
| 8.27              | Eusebio CÁCERES (ESP)    | Barcelona (O)    | 30 Jul 10 | 7.89            | Duwayne BOER (RSA)               | Stellenbosch     | 5 Apr 14  |
| 8.24              | Eric METCALF (USA)       | Indianapolis, IN | 6 Jun 86  | 7.84            | Nathaniel MOORE (USA)            | Clovis, CA       | 7 Jun 14  |
| 8.24              | Vladimir OCHKAN (URS)    | Leningrad        | 21 Jun 87 | 7.84            | Shamar ROCK (BAR)                | Bridgetown       | 21 Jun 14 |
| 8.22              | Larry DOUBLEY (USA)      | Champaign, IL    | 3 Jun 77  | 7.81            | Lucas Marcelino DOS SANTOS (BRA) | São Paulo (IDCM) | 25 Jan 14 |
| 8.22              | Iván PEDROSO (CUB)       | Santiago de Cuba | 3 May 91  | 7.79            | Anatoliy RYAPOLOV (RUS)          | Baku (Bakhramov) | 31 May 14 |
| 8.21              | Vance JOHNSON (USA)      | Provo, UT        | 4 Jun 82  | 7.78            | Kenneth FISHER (USA)             | Greensboro, NC   | 2 May 14  |
| 8.20              | James STALLWORTH (USA)   | Plovdiv          | 9 Aug 90  | 7.75            | Adoree JACKSON (USA)             | Chandler, AZ     | 22 Mar 14 |



# RESULTS



## Long Jump Men - Qualification

With qualifying standard of 7.70 (Q) or at least the 12 best performers (q) advance to the Final

| RECORDS                         | RESULT NAME                       | COUNTRY                 | AGE                   | VENUE      | DATE        |
|---------------------------------|-----------------------------------|-------------------------|-----------------------|------------|-------------|
| World Junior Record <b>WJR</b>  | <b>8.35</b> Sergey MORGUNOV       | RUS                     | 19                    | Cheboksary | 20 Jun 2012 |
| Championships Record <b>CR</b>  | <b>8.20</b> James STALLWORTH      | USA                     | 19                    | Plovdiv    | 9 Aug 1990  |
| World Junior Leading <b>WJL</b> | <b>8.10</b> Jianan WANG           | CHN                     | 18                    | Beijing    | 24 Apr 2014 |
| Area Junior Record <b>AJR</b>   | National Junior Record <b>NJR</b> | Personal Best <b>PB</b> | Season Best <b>SB</b> |            |             |

### Group A

**23 July 2014** 09:55 START TIME 14° C 88 %  
TEMPERATURE HUMIDITY  
10:49 END TIME 15° C 88 %

| PLACE | BIB  | NAME                     | COUNTRY | DATE of BIRTH | ORDER | RESULT                | 1            | 2            | 3            |
|-------|------|--------------------------|---------|---------------|-------|-----------------------|--------------|--------------|--------------|
| 1     | 375  | Jianan WANG              | CHN     | 27 Aug 96     | 2     | <b>7.93</b> Q<br>-0.6 | 7.93<br>-0.6 |              |              |
| 2     | 429  | José Luis DESPAIGNE      | CUB     | 01 Feb 95     | 7     | <b>7.61</b> q<br>-0.2 | 7.09<br>-0.7 | 7.46<br>-0.5 | 7.61<br>-0.2 |
| 3     | 943  | Shotaro SHIROYAMA        | JPN     | 06 Mar 95     | 8     | <b>7.55</b> q<br>+0.4 | 7.55<br>+0.4 | X<br>-0.4    | X<br>-0.5    |
| 4     | 109  | Yasser TRIKI             | ALG     | 24 Mar 97     | 10    | <b>7.35</b> q<br>-0.6 | X<br>-0.2    | 7.35<br>-0.6 | 7.19<br>-0.7 |
| 5     | 213  | Laquan NAIRN             | BAH     | 31 Jul 96     | 1     | <b>7.29</b><br>-1.0   | X<br>-0.7    | X<br>-0.6    | 7.29<br>-1.0 |
| 6     | 648  | Jacob FINCHAM-DUKES      | GBR     | 12 Jan 97     | 5     | <b>7.23</b><br>-1.1   | 7.17<br>-0.9 | 7.00<br>-1.2 | 7.23<br>-1.1 |
| 7     | 1258 | Duwayne BOER             | RSA     | 06 Jan 95     | 3     | <b>7.21</b><br>+0.1   | 7.21<br>+0.1 | 7.09<br>+0.5 | 7.09<br>-0.7 |
| 8     | 232  | Shamar ROCK              | BAR     | 20 Apr 95     | 12    | <b>7.20</b><br>-0.6   | X<br>-0.6    | 6.90<br>0.0  | 7.20<br>-0.6 |
| 9     | 612  | Benjamin NGUERRET        | FRA     | 14 Mar 95     | 9     | <b>7.17</b><br>+0.2   | 7.17<br>+0.2 | X<br>-0.6    | X<br>-0.7    |
| 10    | 855  | Filippo RANDAZZO         | ITA     | 27 Apr 96     | 13    | <b>7.06</b><br>-0.7   | 7.06<br>-0.7 | X<br>-0.7    | 6.87<br>-0.8 |
| 11    | 413  | Filip PRAVDICA           | CRO     | 28 Jul 95     | 4     | <b>7.02</b><br>0.0    | 6.89<br>-0.6 | 7.02<br>0.0  | 6.93<br>-1.0 |
| 12    | 1532 | Kenneth FISHER           | USA     | 28 Feb 95     | 6     | <b>6.97</b><br>-0.2   | 6.82<br>-0.3 | 6.97<br>-0.2 | 6.75<br>-0.7 |
|       | 1009 | Mustafa Mohammed ALZAWRI | KSA     | 03 Jul 95     | 11    | <b>NM</b>             | X<br>-0.3    | X<br>-0.5    | X<br>-1.1    |
|       | 281  | Bruno DE SOUZA           | BRA     | 29 Sep 95     | 14    | <b>NM</b>             | X<br>-0.5    | r            |              |



**RESULTS**  
**Long Jump Men - Qualification**

| <b>Group B</b> |      | 23 July 2014               | 09:56   | START TIME    | 14° C       | 88 %                  |              |              |              |
|----------------|------|----------------------------|---------|---------------|-------------|-----------------------|--------------|--------------|--------------|
|                |      |                            |         | END TIME      | TEMPERATURE | HUMIDITY              |              |              |              |
|                |      |                            |         |               | 15° C       | 88 %                  |              |              |              |
| PLACE          | BIB  | NAME                       | COUNTRY | DATE OF BIRTH | ORDER       | RESULT                | 1            | 2            | 3            |
| 1              | 369  | Qing LIN                   | CHN     | 05 Apr 95     | 8           | <b>7.62</b> q<br>-0.1 | 7.62<br>-0.1 | 7.30<br>-0.1 | X            |
| 2              | 1575 | Travonn WHITE              | USA     | 03 Jun 95     | 14          | <b>7.50</b> q<br>-0.4 | 7.25<br>-0.2 | 7.50<br>-0.4 | 7.22<br>-0.7 |
| 3              | 941  | Kodai SAKUMA               | JPN     | 29 Apr 96     | 5           | <b>7.38</b> q<br>-0.9 | 7.09<br>-0.4 | 7.29<br>-0.5 | 7.38<br>-0.9 |
| 4              | 1393 | Thobias NILSSON MONTLER    | SWE     | 15 Feb 96     | 4           | <b>7.37</b> q<br>-0.7 | 7.19<br>-0.6 | 7.37<br>-0.7 | 7.05<br>-1.0 |
| 5              | 830  | Harold BARRUECOS           | ITA     | 08 Feb 95     | 6           | <b>7.36</b> q<br>-0.1 | 7.36<br>-0.1 | X<br>-0.8    | 7.25<br>-0.1 |
| 6              | 608  | Cédric DUFAG               | FRA     | 22 Aug 96     | 1           | <b>7.34</b> q<br>-0.9 | 7.32<br>-0.3 | 7.31<br>-0.5 | 7.34<br>-0.9 |
| 7              | 283  | Lucas Marcelino DOS SANTOS | BRA     | 04 Jan 95     | 9           | <b>7.33</b> q<br>-0.7 | 7.16<br>+0.1 | 7.33<br>-0.7 | 7.23<br>-1.3 |
| 8              | 526  | Fernando RAMOS             | ESP     | 20 May 95     | 2           | <b>7.31</b> q<br>-0.6 | 7.31<br>-0.6 | 7.21<br>-0.3 | 7.27<br>-0.4 |
| 9              | 773  | Ming Tai CHAN              | HKG     | 30 Jan 95     | 7           | <b>7.27</b><br>-0.3   | 6.80<br>-0.4 | 7.27<br>-0.3 | 7.09<br>-0.2 |
| 10             | 1639 | Santiago COVA              | VEN     | 10 Aug 96     | 12          | <b>7.18</b><br>-0.7   | 7.09<br>-0.3 | 7.10<br>0.0  | 7.18<br>-0.7 |
| 11             | 1133 | Amund Høie SJURSEN         | NOR     | 16 Jan 96     | 3           | <b>7.17</b><br>-1.0   | 7.12<br>-0.3 | X<br>-0.2    | 7.17<br>-1.0 |
| 12             | 1298 | Aleksandr NOSKEVICH        | RUS     | 12 Mar 96     | 11          | <b>7.15</b><br>-0.4   | 7.08<br>-0.7 | 7.01<br>-0.2 | 7.15<br>-0.4 |
| 13             | 1653 | Joseph SINKALA             | ZAM     | 20 Dec 95     | 13          | <b>6.88</b><br>-0.8   | X            | 6.35<br>-0.4 | 6.88<br>-0.8 |
| 14             | 323  | Stevens DORCELUS           | CAN     | 19 May 95     | 10          | <b>6.87</b><br>-1.1   | 6.82<br>+0.1 | 6.87<br>-1.1 | 6.68<br>-0.1 |

| ALL-TIME TOP LIST |                          |                  |           | SEASON TOP LIST |                                  |                  |           |
|-------------------|--------------------------|------------------|-----------|-----------------|----------------------------------|------------------|-----------|
| RESULT            | NAME                     | VENUE            | DATE      | RESULT          | NAME                             | VENUE            | DATE      |
| 8.35              | Sergey MORGUNOV (RUS)    | Cheboksary       | 20 Jun 12 | 8.10            | Jianan WANG (CHN)                | Beijing          | 24 Apr 14 |
| 8.34              | Randy WILLIAMS (USA)     | München          | 8 Sep 72  | 8.04            | Travonn WHITE (USA)              | Eugene (HF), OR  | 5 Jul 14  |
| 8.28              | Luis Alberto BUENO (CUB) | La Habana        | 16 Jul 88 | 7.99            | Qing LIN (CHN)                   | Taipei City      | 13 Jun 14 |
| 8.27              | Eusebio CÁCERES (ESP)    | Barcelona (O)    | 30 Jul 10 | 7.89            | Duwayne BOER (RSA)               | Stellenbosch     | 5 Apr 14  |
| 8.24              | Eric METCALF (USA)       | Indianapolis, IN | 6 Jun 86  | 7.84            | Nathaniel MOORE (USA)            | Clovis, CA       | 7 Jun 14  |
| 8.24              | Vladimir OCHKAN (URS)    | Leningrad        | 21 Jun 87 | 7.84            | Shamar ROCK (BAR)                | Bridgetown       | 21 Jun 14 |
| 8.22              | Larry DOUBLEY (USA)      | Champaign, IL    | 3 Jun 77  | 7.81            | Lucas Marcelino DOS SANTOS (BRA) | São Paulo (IDCM) | 25 Jan 14 |
| 8.22              | Iván PEDROSO (CUB)       | Santiago de Cuba | 3 May 91  | 7.79            | Anatoliy RYAPOLOV (RUS)          | Baku (Bakhrarov) | 31 May 14 |
| 8.21              | Vance JOHNSON (USA)      | Provo, UT        | 4 Jun 82  | 7.78            | Kenneth FISHER (USA)             | Greensboro, NC   | 2 May 14  |
| 8.20              | James STALLWORTH (USA)   | Plovdiv          | 9 Aug 90  | 7.75            | Adoree JACKSON (USA)             | Chandler, AZ     | 22 Mar 14 |

# RESULTS

## Triple Jump Men - Final



| RECORDS              | RESULT     | NAME  | COUNTRY                | AGE        | VENUE     | DATE                      |
|----------------------|------------|-------|------------------------|------------|-----------|---------------------------|
| World Junior Record  | <b>WJR</b> | 17.50 | Volker MAI             | GDR        | 19        | Erfurt 23 Jun 1985        |
| Championships Record | <b>CR</b>  | 17.13 | Lázaro MARTÍNEZ        | CUB        | 17        | Eugene 27 Jul 2014        |
| World Junior Leading | <b>WJL</b> | 17.24 | Lázaro MARTÍNEZ        | CUB        | 17        | La Habana (EP) 1 Feb 2014 |
| Area Junior Record   | <b>AJR</b> |       | National Junior Record | <b>NJR</b> |           | Personal Best             |
|                      |            |       |                        |            | <b>PB</b> | Season Best               |
|                      |            |       |                        |            | <b>SB</b> |                           |

27 July 2014 15:03 START TIME 26° C 42 %  
 TEMPERATURE HUMIDITY  
 16:30 END TIME 29° C 35 %

| PLACE | BIB  | NAME               | COUNTRY | DATE of BIRTH | ORDER | RESULT               |            | 1             | 2             | 3               | ORDER | 4             | 5             | 6               |
|-------|------|--------------------|---------|---------------|-------|----------------------|------------|---------------|---------------|-----------------|-------|---------------|---------------|-----------------|
| 1     | 431  | Lázaro MARTÍNEZ    | CUB     | 03 Nov 97     | 4     | <b>17.13</b><br>+0.7 | <b>CR</b>  | 17.08<br>+0.6 | 17.13<br>+0.7 | X<br>+1.1       | 8     | -             | -             | 16.39 w<br>+3.0 |
| 2     | 700  | Max HESS           | GER     | 13 Jul 96     | 2     | <b>16.55</b><br>+1.4 | <b>PB</b>  | 15.90<br>+1.2 | 16.55<br>+1.4 | X<br>+0.9       | 7     | X<br>+0.4     | X<br>+0.8     | X<br>+2.0       |
| 3     | 280  | Mateus DE SÁ       | BRA     | 21 Nov 95     | 10    | <b>16.47</b><br>+1.5 | <b>NJR</b> | 15.93<br>-1.0 | 16.47<br>+1.5 | 16.41<br>0.0    | 6     | 16.18<br>+1.0 | 16.25<br>+0.2 | 16.27<br>+1.1   |
| 4     | 430  | Andy DÍAZ          | CUB     | 25 Dec 95     | 12    | <b>16.43</b><br>+2.1 |            | X<br>+1.4     | 15.88<br>+0.8 | 16.35<br>+0.7   | 5     | 15.72<br>+0.7 | 15.97<br>+0.8 | 16.43 w<br>+2.1 |
| 5     | 124  | Levon AGHASYAN     | ARM     | 19 Jan 95     | 3     | <b>16.28</b><br>+2.4 |            | 14.48<br>+1.0 | 16.17<br>+0.5 | X<br>+1.4       | 4     | 15.82<br>+0.8 | 16.10<br>+0.6 | 16.28 w<br>+2.4 |
| 6     | 366  | Yaoqing FANG       | CHN     | 20 Apr 96     | 7     | <b>16.15</b><br>+1.4 |            | 16.15<br>+1.4 | 15.96<br>+0.6 | 15.35<br>+1.8   | 3     | 15.10<br>-0.3 | 15.70<br>+2.0 | 15.97<br>+1.2   |
| 7     | 946  | Ryoma YAMAMOTO     | JPN     | 14 Jul 95     | 1     | <b>15.89</b><br>+0.9 |            | 15.54<br>-0.9 | 15.81<br>+1.0 | 15.89<br>+0.9   | 2     | 15.62<br>+0.2 | X<br>+1.5     | X<br>+3.0       |
| 8     | 361  | Álvaro CORTEZ      | CHI     | 27 Oct 95     | 9     | <b>15.88</b><br>+0.4 | <b>NJR</b> | 15.66<br>0.0  | 15.80<br>+0.4 | 15.88<br>+0.4   | 1     | X<br>+2.7     | X<br>+0.5     | 15.52<br>+1.5   |
| 9     | 945  | Yugo TAKAHASHI     | JPN     | 08 Feb 96     | 5     | <b>15.76</b><br>+0.3 |            | 15.76<br>+0.3 | 15.49<br>+1.0 | 15.56<br>+1.6   |       |               |               |                 |
| 10    | 838  | Lorenzo DALLAVALLE | ITA     | 26 Apr 95     | 8     | <b>15.54</b><br>-0.7 |            | 15.54<br>-0.7 | X<br>+0.3     | 13.60<br>-0.1   |       |               |               |                 |
| 11    | 1374 | Miguel VAN ASSEN   | SUR     | 30 Jul 97     | 6     | <b>15.51</b><br>+1.8 |            | 15.51<br>+1.8 | 15.27<br>+1.9 | 13.66 w<br>+2.5 |       |               |               |                 |
| 12    | 1110 | Fabian Ime EDOKI   | NGR     | 30 Mar 98     | 11    | <b>15.46</b><br>+1.9 |            | X<br>+0.5     | 15.37<br>+1.3 | 15.46<br>+1.9   |       |               |               |                 |

| ALL-TIME TOP LIST |                          |                         |           | SEASON TOP LIST |                         |                |           |
|-------------------|--------------------------|-------------------------|-----------|-----------------|-------------------------|----------------|-----------|
| RESULT            | NAME                     | VENUE                   | DATE      | RESULT          | NAME                    | VENUE          | DATE      |
| 17.50             | Volker MAI (GDR)         | Erfurt                  | 23 Jun 85 | 17.24           | Lázaro MARTÍNEZ (CUB)   | La Habana (EP) | 1 Feb 14  |
| 17.42             | Khristo MARKOV (BUL)     | Sofia                   | 19 May 84 | 16.55           | Max HESS (GER)          | Eugene         | 27 Jul 14 |
| 17.40             | Pedro PEREZ DUEÑAS (CUB) | Cali                    | 5 Aug 71  | 16.47           | Mateus DE SÁ (BRA)      | Eugene         | 27 Jul 14 |
| 17.40             | Ernesto REVÉ (CUB)       | La Habana (EP)          | 10 Jun 11 | 16.38           | Andy DÍAZ (CUB)         | Eugene         | 25 Jul 14 |
| 17.31             | Arnie David GIRAT (CUB)  | Paris Saint-Denis (SdF) | 23 Aug 03 | 16.33           | Miquel VAN ASSEN (SUR)  | Fort-de-France | 19 Apr 14 |
| 17.29             | James BECKFORD (JAM)     | Tempe, AZ               | 2 Apr 94  | 16.32           | Yaoqing FANG (CHN)      | Taipei         | 15 Jun 14 |
| 17.27             | Aliecer URRUTIA (CUB)    | Artemisa                | 23 Apr 93 | 16.29           | Levon AGHASYAN (ARM)    | Artashat       | 25 May 14 |
| 17.24             | Lázaro MARTÍNEZ (CUB)    | La Habana (EP)          | 1 Feb 14  | 16.26           | Lianglin WU (CHN)       | Lishui         | 22 Jun 14 |
| 17.23             | Yoelbi QUESADA (CUB)     | La Habana               | 13 May 92 | 16.18           | Nazim BABAYEV (AZE)     | Baku           | 13 Jun 14 |
| 17.23             | Junjie GU (CHN)          | Hefei                   | 26 Sep 04 | 16.18           | Marouane AISSAOUI (MAR) | Benslimane     | 26 Jun 14 |



# SUMMARY



## Triple Jump Men - Qualification

With qualifying standard of 15.90 (Q) or at least the 12 best performers (q) advance to the Final

| RECORDS                         | RESULT | NAME                              | COUNTRY | AGE | VENUE                   | DATE                  |
|---------------------------------|--------|-----------------------------------|---------|-----|-------------------------|-----------------------|
| World Junior Record <b>WJR</b>  | 17.50  | Volker MAI                        | GDR     | 19  | Erfurt                  | 23 Jun 1985           |
| Championships Record <b>CR</b>  | 17.04  | Yoelbi QUESADA                    | CUB     | 19  | Seoul                   | 19 Sep 1992           |
| World Junior Leading <b>WJL</b> | 17.24  | Lázaro MARTÍNEZ                   | CUB     | 17  | La Habana (EP)          | 1 Feb 2014            |
| Area Junior Record <b>AJR</b>   |        | National Junior Record <b>NJR</b> |         |     | Personal Best <b>PB</b> | Season Best <b>SB</b> |

25 July 2014

| RANK | PLACE | GROUP | BIB  | NAME               | COUNTRY | DATE of BIRTH | RESULT                   | WIND   |
|------|-------|-------|------|--------------------|---------|---------------|--------------------------|--------|
| 1    | 1     | B     | 431  | Lázaro MARTÍNEZ    | CUB     | 03 Nov 97     | <b>16.63 Q</b>           | +1.9   |
| 2    | 1     | A     | 430  | Andy DÍAZ          | CUB     | 25 Dec 95     | <b>16.38 Q</b> <b>PB</b> | +1.8   |
| 3    | 2     | A     | 700  | Max HESS           | GER     | 13 Jul 96     | <b>16.37 Q</b>           | +0.6   |
| 4    | 2     | B     | 946  | Ryoma YAMAMOTO     | JPN     | 14 Jul 95     | <b>16.27 Q</b>           | w +2.2 |
| 5    | 3     | B     | 366  | Yaoqing FANG       | CHN     | 20 Apr 96     | <b>16.20 Q</b>           | +1.2   |
| 6    | 4     | B     | 124  | Levon AGHASYAN     | ARM     | 19 Jan 95     | <b>16.16 Q</b>           | +0.9   |
| 7    | 5     | B     | 280  | Mateus DE SÁ       | BRA     | 21 Nov 95     | <b>16.15 Q</b> <b>PB</b> | +1.6   |
| 8    | 3     | A     | 838  | Lorenzo DALLAVALLE | ITA     | 26 Apr 95     | <b>15.99 Q</b>           | w +2.4 |
| 9    | 6     | B     | 361  | Álvaro CORTEZ      | CHI     | 27 Oct 95     | <b>15.97 Q</b>           | w +3.6 |
| 10   | 4     | A     | 945  | Yugo TAKAHASHI     | JPN     | 08 Feb 96     | <b>15.92 Q</b> <b>PB</b> | +2.0   |
| 11   | 5     | A     | 1110 | Fabian Ime EDOKI   | NGR     | 30 Mar 98     | <b>15.75 q</b>           | w +2.2 |
| 12   | 6     | A     | 1374 | Miguel VAN ASSEN   | SUR     | 30 Jul 97     | <b>15.71 q</b>           | +1.0   |
| 13   | 7     | B     | 880  | Clayton BROWN      | JAM     | 08 Dec 96     | <b>15.37</b>             | +0.8   |
| 14   | 8     | B     | 1379 | Tomáš VESZELKA     | SVK     | 09 Jul 95     | <b>15.33</b>             | +1.0   |
| 15   | 9     | B     | 841  | Simone FORTE       | ITA     | 20 Jan 96     | <b>15.31</b>             | +1.8   |
| 16   | 10    | B     | 698  | Tobias HELL        | GER     | 23 Oct 95     | <b>15.30</b>             | +1.4   |
| 17   | 7     | A     | 1011 | Khaled ALSUBAIE    | KUW     | 01 Mar 96     | <b>15.26</b>             | +1.1   |
| 18   | 8     | A     | 528  | Marcos RUIZ        | ESP     | 10 Mar 95     | <b>15.22</b>             | +2.0   |
| 19   | 9     | A     | 1546 | Hayden MCCLAIN     | USA     | 08 Oct 95     | <b>15.09</b>             | w +3.2 |
| 20   | 10    | A     | 893  | Odaine LEWIS       | JAM     | 13 Dec 96     | <b>15.01</b>             | +0.5   |
| 21   | 11    | B     | 201  | Orkhan ASLANOV     | AZE     | 24 Mar 95     | <b>14.92</b>             | +0.8   |
| 22   | 12    | B     | 1318 | Moustapha BADJI    | SEN     | 16 Jan 95     | <b>14.90</b>             | +2.0   |
| 23   | 11    | A     | 1634 | Timur KHUSNULIN    | UZB     | 19 Oct 96     | <b>14.84</b>             | +0.1   |
| 24   | 13    | B     | 1573 | John WARREN        | USA     | 02 Mar 96     | <b>14.71</b>             | +1.4   |
|      |       | A     | 281  | Bruno DE SOUZA     | BRA     | 29 Sep 95     | <b>DNS</b>               |        |

| ALL-TIME TOP LIST |                          |                         |           | SEASON TOP LIST |                         |                     |           |
|-------------------|--------------------------|-------------------------|-----------|-----------------|-------------------------|---------------------|-----------|
| RESULT            | NAME                     | VENUE                   | DATE      | RESULT          | NAME                    | VENUE               | DATE      |
| 17.50             | Volker MAI (GDR)         | Erfurt                  | 23 Jun 85 | 17.24           | Lázaro MARTÍNEZ (CUB)   | La Habana (EP)      | 1 Feb 14  |
| 17.42             | Khristo MARKOV (BUL)     | Sofia                   | 19 May 84 | 16.39           | Max HESS (GER)          | Mannheim (Hoffmann) | 5 Jul 14  |
| 17.40             | Pedro PEREZ DUEÑAS (CUB) | Cali                    | 5 Aug 71  | 16.38           | Andy DÍAZ (CUB)         | Eugene              | 25 Jul 14 |
| 17.40             | Ernesto REVÉ (CUB)       | La Habana (EP)          | 10 Jun 11 | 16.33           | Miguel VAN ASSEN (SUR)  | Fort-de-France      | 19 Apr 14 |
| 17.31             | Arnie David GIRAT (CUB)  | Paris Saint-Denis (SdF) | 23 Aug 03 | 16.32           | Yaoqing FANG (CHN)      | Taipei              | 15 Jun 14 |
| 17.29             | James BECKFORD (JAM)     | Tempe, AZ               | 2 Apr 94  | 16.29           | Levon AGHASYAN (ARM)    | Artashat            | 25 May 14 |
| 17.27             | Aliecer URRUTIA (CUB)    | Artemisa                | 23 Apr 93 | 16.26           | Lianqin WU (CHN)        | Lishui              | 22 Jun 14 |
| 17.24             | Lázaro MARTÍNEZ (CUB)    | La Habana (EP)          | 1 Feb 14  | 16.18           | Nazim BABAYEV (AZE)     | Baku                | 13 Jun 14 |
| 17.23             | Yoelbi QUESADA (CUB)     | La Habana               | 13 May 92 | 16.18           | Marouane AISSAOUI (MAR) | Benslimane          | 26 Jun 14 |
| 17.23             | Junjie GU (CHN)          | Hefei                   | 26 Sep 04 | 16.15           | Mateus DE SÁ (BRA)      | Eugene              | 25 Jul 14 |



# RESULTS



## Triple Jump Men - Qualification

With qualifying standard of 15.90 (Q) or at least the 12 best performers (q) advance to the Final

| RECORDS                         | RESULT | NAME                              | COUNTRY | AGE                     | VENUE          | DATE                  |
|---------------------------------|--------|-----------------------------------|---------|-------------------------|----------------|-----------------------|
| World Junior Record <b>WJR</b>  | 17.50  | Volker MAI                        | GDR     | 19                      | Erfurt         | 23 Jun 1985           |
| Championships Record <b>CR</b>  | 17.04  | Yoelbi QUESADA                    | CUB     | 19                      | Seoul          | 19 Sep 1992           |
| World Junior Leading <b>WJL</b> | 17.24  | Lázaro MARTÍNEZ                   | CUB     | 17                      | La Habana (EP) | 1 Feb 2014            |
| Area Junior Record <b>AJR</b>   |        | National Junior Record <b>NJR</b> |         | Personal Best <b>PB</b> |                | Season Best <b>SB</b> |

### Group A

25 July 2014 10:44 START TIME 18° C 64 %  
TEMPERATURE HUMIDITY  
11:28 END TIME 21° C 53 %

| PLACE | BIB  | NAME               | COUNTRY | DATE of BIRTH | ORDER | RESULT                    | 1             | 2               | 3               |
|-------|------|--------------------|---------|---------------|-------|---------------------------|---------------|-----------------|-----------------|
| 1     | 430  | Andy DÍAZ          | CUB     | 25 Dec 95     | 6     | 16.38 Q <b>PB</b><br>+1.8 | 16.38<br>+1.8 |                 |                 |
| 2     | 700  | Max HESS           | GER     | 13 Jul 96     | 2     | 16.37 Q<br>+0.6           | 15.75<br>+0.3 | 16.37<br>+0.6   |                 |
| 3     | 838  | Lorenzo DALLAVALLE | ITA     | 26 Apr 95     | 12    | 15.99 Q<br>+2.4           | 15.50<br>+1.1 | X<br>+1.7       | 15.99 w<br>+2.4 |
| 4     | 945  | Yugo TAKAHASHI     | JPN     | 08 Feb 96     | 1     | 15.92 Q <b>PB</b><br>+2.0 | 15.57<br>+1.5 | 15.92<br>+2.0   |                 |
| 5     | 1110 | Fabian Ime EDOKI   | NGR     | 30 Mar 98     | 9     | 15.75 q<br>+2.2           | 15.23<br>+1.3 | 15.63<br>+1.3   | 15.75 w<br>+2.2 |
| 6     | 1374 | Miguel VAN ASSEN   | SUR     | 30 Jul 97     | 10    | 15.71 q<br>+1.0           | 15.71<br>+1.0 | 14.57<br>+0.9   | 15.56<br>+1.1   |
| 7     | 1011 | Khaled ALSUBAIE    | KUW     | 01 Mar 96     | 11    | 15.26<br>+1.1             | X<br>+1.5     | 15.26<br>+1.1   | X<br>+1.9       |
| 8     | 528  | Marcos RUIZ        | ESP     | 10 Mar 95     | 4     | 15.22<br>+2.0             | 15.20<br>+0.9 | 15.22<br>+2.0   | 15.15<br>+1.0   |
| 9     | 1546 | Hayden MCCLAIN     | USA     | 08 Oct 95     | 5     | 15.09<br>+3.2             | 13.50<br>+0.3 | 15.09 w<br>+3.2 | 13.63<br>+1.0   |
| 10    | 893  | Odaine LEWIS       | JAM     | 13 Dec 96     | 8     | 15.01<br>+0.5             | 13.45<br>+0.8 | 15.01<br>+0.5   | 14.89<br>+0.1   |
| 11    | 1634 | Timur KHUSNULIN    | UZB     | 19 Oct 96     | 3     | 14.84<br>+0.1             | 14.42<br>+1.1 | 14.84<br>+0.1   | 14.60<br>+1.6   |
|       | 281  | Bruno DE SOUZA     | BRA     | 29 Sep 95     | 7     | DNS                       |               |                 |                 |





**RESULTS**  
**Triple Jump Men - Qualification**

| <b>Group B</b> |      | 25 July 2014    | 10:44 START TIME | 18° C         | 64 %     |                                  |                 |                 |                 |
|----------------|------|-----------------|------------------|---------------|----------|----------------------------------|-----------------|-----------------|-----------------|
|                |      | 11:32 END TIME  |                  | TEMPERATURE   | HUMIDITY |                                  |                 |                 |                 |
|                |      |                 |                  | 21° C         | 53 %     |                                  |                 |                 |                 |
| PLACE          | BIB  | NAME            | COUNTRY          | DATE of BIRTH | ORDER    | RESULT                           | 1               | 2               | 3               |
| 1              | 431  | Lázaro MARTÍNEZ | CUB              | 03 Nov 97     | 9        | <b>16.63</b> Q<br>+1.9           | 16.63<br>+1.9   |                 |                 |
| 2              | 946  | Ryoma YAMAMOTO  | JPN              | 14 Jul 95     | 13       | <b>16.27</b> Q<br>+2.2           | 16.27 w<br>+2.2 |                 |                 |
| 3              | 366  | Yaoqing FANG    | CHN              | 20 Apr 96     | 5        | <b>16.20</b> Q<br>+1.2           | 15.08<br>+0.9   | 16.20<br>+1.2   |                 |
| 4              | 124  | Levon AGHASYAN  | ARM              | 19 Jan 95     | 8        | <b>16.16</b> Q<br>+0.9           | 15.71<br>+1.8   | 16.16<br>+0.9   |                 |
| 5              | 280  | Mateus DE SÁ    | BRA              | 21 Nov 95     | 1        | <b>16.15</b> Q <b>PB</b><br>+1.6 | 16.15<br>+1.6   |                 |                 |
| 6              | 361  | Álvaro CORTEZ   | CHI              | 27 Oct 95     | 7        | <b>15.97</b> Q<br>+3.6           | 15.32<br>+1.6   | 15.78<br>+1.4   | 15.97 w<br>+3.6 |
| 7              | 880  | Clayton BROWN   | JAM              | 08 Dec 96     | 12       | <b>15.37</b><br>+0.8             | 15.37<br>+0.8   | X<br>+2.4       | -               |
| 8              | 1379 | Tomáš VESZELKA  | SVK              | 09 Jul 95     | 10       | <b>15.33</b><br>+1.0             | 15.19<br>+0.5   | 15.05<br>+1.1   | 15.33<br>+1.0   |
| 9              | 841  | Simone FORTE    | ITA              | 20 Jan 96     | 2        | <b>15.31</b><br>+1.8             | 14.69<br>+1.4   | X<br>+2.2       | 15.31<br>+1.8   |
| 10             | 698  | Tobias HELL     | GER              | 23 Oct 95     | 4        | <b>15.30</b><br>+1.4             | 15.30<br>+1.4   | 15.29<br>+0.9   | 14.86<br>+0.8   |
| 11             | 201  | Orkhan ASLANOV  | AZE              | 24 Mar 95     | 6        | <b>14.92</b><br>+0.8             | X<br>+0.3       | 14.92<br>+0.8   | X<br>+1.1       |
| 12             | 1318 | Moustapha BADJI | SEN              | 16 Jan 95     | 3        | <b>14.90</b><br>+2.0             | X<br>+1.1       | X<br>+1.3       | 14.90<br>+2.0   |
| 13             | 1573 | John WARREN     | USA              | 02 Mar 96     | 11       | <b>14.71</b><br>+1.4             | X<br>+0.8       | 14.70 w<br>+3.1 | 14.71<br>+1.4   |

| ALL-TIME TOP LIST |                          |                         |           | SEASON TOP LIST |                         |                     |           |
|-------------------|--------------------------|-------------------------|-----------|-----------------|-------------------------|---------------------|-----------|
| RESULT            | NAME                     | VENUE                   | DATE      | RESULT          | NAME                    | VENUE               | DATE      |
| 17.50             | Volker MAI (GDR)         | Erfurt                  | 23 Jun 85 | 17.24           | Lázaro MARTÍNEZ (CUB)   | La Habana (EP)      | 1 Feb 14  |
| 17.42             | Khristo MARKOV (BUL)     | Sofia                   | 19 May 84 | 16.39           | Max HESS (GER)          | Mannheim (Hoffmann) | 5 Jul 14  |
| 17.40             | Pedro PEREZ DUEÑAS (CUB) | Cali                    | 5 Aug 71  | 16.38           | Andy DÍAZ (CUB)         | Eugene              | 25 Jul 14 |
| 17.40             | Ernesto REVÉ (CUB)       | La Habana (EP)          | 10 Jun 11 | 16.33           | Miquel VAN ASSEN (SUR)  | Fort-de-France      | 19 Apr 14 |
| 17.31             | Arnie David GIRAT (CUB)  | Paris Saint-Denis (SdF) | 23 Aug 03 | 16.32           | Yaoqing FANG (CHN)      | Taipei              | 15 Jun 14 |
| 17.29             | James BECKFORD (JAM)     | Tempe, AZ               | 2 Apr 94  | 16.29           | Levon AGHASYAN (ARM)    | Artashat            | 25 May 14 |
| 17.27             | Aliecer URRUTIA (CUB)    | Artemisa                | 23 Apr 93 | 16.26           | Lianqin WU (CHN)        | Lishui              | 22 Jun 14 |
| 17.24             | Lázaro MARTÍNEZ (CUB)    | La Habana (EP)          | 1 Feb 14  | 16.18           | Nazim BABAYEV (AZE)     | Baku                | 13 Jun 14 |
| 17.23             | Yoelbi QUESADA (CUB)     | La Habana               | 13 May 92 | 16.18           | Marouane AISSAOUI (MAR) | Benslimane          | 26 Jun 14 |
| 17.23             | Junjie GU (CHN)          | Hefei                   | 26 Sep 04 | 16.15           | Mateus DE SÁ (BRA)      | Eugene              | 25 Jul 14 |





# RESULTS



## Shot Put (6kg) Men - Final

| RECORDS                         | RESULT | NAME                              | COUNTRY | AGE                     | VENUE                  | DATE                  |
|---------------------------------|--------|-----------------------------------|---------|-------------------------|------------------------|-----------------------|
| World Junior Record <b>WJR</b>  | 23.00  | Jacko GILL                        | NZL     | 19                      | Auckland (North Shore) | 18 Aug 2013           |
| Championships Record <b>CR</b>  | 22.20  | Jacko GILL                        | NZL     | 18                      | Barcelona (OS)         | 11 Jul 2012           |
| World Junior Leading <b>WJL</b> | 22.06  | Konrad BUKOWIECKI                 | POL     | 17                      | Eugene                 | 24 Jul 2014           |
| Area Junior Record <b>AJR</b>   |        | National Junior Record <b>NJR</b> |         | Personal Best <b>PB</b> |                        | Season Best <b>SB</b> |

24 July 2014 18:04 START TIME 23° C 47 %  
 TEMPERATURE HUMIDITY  
 19:03 END TIME 22° C 46 %

| PLACE | BIB  | NAME                       | COUNTRY | DATE of BIRTH | ORDER | RESULT                  | 1     | 2     | 3     | ORDER | 4     | 5     | 6     |
|-------|------|----------------------------|---------|---------------|-------|-------------------------|-------|-------|-------|-------|-------|-------|-------|
| 1     | 1174 | Konrad BUKOWIECKI          | POL     | 17 Mar 97     | 7     | <b>22.06</b> <b>WJL</b> | 21.17 | 22.06 | 22.01 | 8     | X     | X     | X     |
| 2     | 1091 | Denzel COMENENTIA          | NED     | 25 Nov 95     | 4     | <b>20.17</b> <b>PB</b>  | X     | 18.68 | 20.17 | 7     | X     | 18.90 | 19.16 |
| 3     | 1528 | Braheme DAYS               | USA     | 18 Jan 95     | 12    | <b>20.01</b>            | 20.01 | X     | 19.28 | 6     | 19.25 | X     | X     |
| 4     | 498  | Mohamed Magdi HAMZA        | EGY     | 30 Aug 96     | 5     | <b>19.85</b> <b>PB</b>  | 19.09 | 19.50 | 18.85 | 3     | X     | 19.69 | 19.85 |
| 5     | 1469 | Osman Can ÖZDEVECİ         | TUR     | 23 Aug 95     | 6     | <b>19.58</b> <b>NJR</b> | 19.30 | 19.21 | 19.58 | 5     | 19.32 | X     | 19.07 |
| 6     | 412  | Martin MARKOVIC            | CRO     | 13 Jan 96     | 1     | <b>19.57</b> <b>PB</b>  | 18.75 | 19.18 | 19.57 | 4     | X     | X     | X     |
| 7     | 1553 | Amir Ali PATTERSON         | USA     | 30 Jan 96     | 2     | <b>19.20</b>            | 17.98 | 19.20 | 18.23 | 2     | 17.93 | 18.64 | 18.47 |
| 8     | 496  | Mostafa Amr Ahmed Ahmed HA | EGY     | 16 Dec 95     | 9     | <b>19.20</b>            | 19.20 | X     | X     | 1     | X     | X     | X     |
| 9     | 1242 | Andrei TOADER              | ROU     | 26 May 97     | 8     | <b>19.18</b>            | 18.02 | 18.44 | 19.18 |       |       |       |       |
| 10    | 1331 | Nace PLEŠKO                | SLO     | 21 Aug 96     | 11    | <b>19.15</b>            | 19.15 | X     | 18.84 |       |       |       |       |
| 11    | 712  | Henning PRÜFER             | GER     | 07 Mar 96     | 3     | <b>19.01</b>            | 18.26 | 19.01 | X     |       |       |       |       |
| 12    | 708  | Patrick MÜLLER             | GER     | 04 Feb 96     | 10    | <b>19.00</b>            | X     | 19.00 | 18.98 |       |       |       |       |

| ALL-TIME TOP LIST |                                      |                        |           | SEASON TOP LIST |                                      |                      |           |
|-------------------|--------------------------------------|------------------------|-----------|-----------------|--------------------------------------|----------------------|-----------|
| RESULT            | NAME                                 | VENUE                  | DATE      | RESULT          | NAME                                 | VENUE                | DATE      |
| 23.00             | Jacko GILL (NZL)                     | Auckland (North Shore) | 18 Aug 13 | 22.06           | Konrad BUKOWIECKI (POL)              | Eugene               | 24 Jul 14 |
| 22.73             | David STORL (GER)                    | Osterode               | 14 Jul 09 | 21.79           | Mostafa Amr Ahmed Ahmed HASSAN (EGY) | Al-Qāhirah           | 23 Apr 14 |
| 22.06             | Konrad BUKOWIECKI (POL)              | Eugene                 | 24 Jul 14 | 21.16           | Braheme DAYS (USA)                   | Chula Vista, CA      | 14 Jun 14 |
| 21.96             | Edis ELKASEVIC (CRO)                 | Zagreb                 | 29 Jun 02 | 20.54           | Ahmed Sherif ADEL SALEM (EGY)        | Al-Qāhirah           | 28 May 14 |
| 21.79             | Mostafa Amr Ahmed Ahmed HASSAN (EGY) | Al-Qāhirah             | 23 Apr 14 | 20.51           | Patrick MÜLLER (GER)                 | Halle                | 17 May 14 |
| 21.78             | Krzysztof BRZOZOWSKI (POL)           | Barcelona (OS)         | 11 Jul 12 | 20.17           | Denzel COMENENTIA (NED)              | Eugene               | 24 Jul 14 |
| 21.68             | Marin PREMERU (CRO)                  | Rijeka                 | 19 May 09 | 19.91           | Simon BAYER (GER)                    | Biberach an der Riss | 14 Jul 14 |
| 21.24             | Georgi IVANOV (BUL)                  | Sofia                  | 12 Jun 04 | 19.89           | Henning PRÜFER (GER)                 | Osterode             | 27 Jun 14 |
| 21.16             | Braheme DAYS (USA)                   | Chula Vista, CA        | 14 Jun 14 | 19.85           | Mohamed Magdi HAMZA (EGY)            | Eugene               | 24 Jul 14 |
| 21.14             | Damien BIRKINHEAD (AUS)              | Barcelona (OS)         | 11 Jul 12 | 19.83           | Andrei TOADER (ROU)                  | Bucuresti            | 25 May 14 |

# SUMMARY



## Shot Put (6kg) Men - Qualification

With qualifying standard of 19.25 (Q) or at least the 12 best performers (q) advance to the Final

| RECORDS              | RESULT     | NAME                   | COUNTRY                        | AGE           | VENUE     | DATE                               |
|----------------------|------------|------------------------|--------------------------------|---------------|-----------|------------------------------------|
| World Junior Record  | <b>WJR</b> | 23.00                  | Jacko GILL                     | NZL           | 19        | Auckland (North Shore) 18 Aug 2013 |
| Championships Record | <b>CR</b>  | 22.20                  | Jacko GILL                     | NZL           | 18        | Barcelona (OS) 11 Jul 2012         |
| World Junior Leading | <b>WJL</b> | 21.79                  | Mostafa Amr Ahmed Ahmed HASSAN | EGY           | 19        | Al-Qâhirah 23 Apr 2014             |
| Area Junior Record   | <b>AJR</b> | National Junior Record | <b>NJR</b>                     | Personal Best | <b>PB</b> | Season Best                        |
|                      |            |                        |                                |               | <b>SB</b> |                                    |

24 July 2014

| RANK | PLACE | GROUP | BIB  | NAME                           | COUNTRY | DATE of BIRTH | RESULT                   |
|------|-------|-------|------|--------------------------------|---------|---------------|--------------------------|
| 1    | 1     | B     | 496  | Mostafa Amr Ahmed Ahmed HASSAN | EGY     | 16 Dec 95     | <b>19.84 Q</b>           |
| 2    | 1     | A     | 1528 | Braheme DAYS                   | USA     | 18 Jan 95     | <b>19.61 Q</b>           |
| 3    | 2     | A     | 498  | Mohamed Magdi Hamza KHALIFA    | EGY     | 30 Aug 96     | <b>19.55 Q</b> <b>PB</b> |
| 4    | 2     | B     | 708  | Patrick MÜLLER                 | GER     | 04 Feb 96     | <b>19.38 Q</b>           |
| 5    | 3     | B     | 1091 | Denzel COMENENTIA              | NED     | 25 Nov 95     | <b>19.33 Q</b>           |
| 6    | 3     | A     | 1174 | Konrad BUKOWIECKI              | POL     | 17 Mar 97     | <b>19.30 Q</b>           |
| 7    | 4     | B     | 412  | Martin MARKOVIC                | CRO     | 13 Jan 96     | <b>19.14 q</b>           |
| 8    | 4     | A     | 712  | Henning PRÜFER                 | GER     | 07 Mar 96     | <b>19.14 q</b>           |
| 9    | 5     | B     | 1469 | Osman Can ÖZDEVECI             | TUR     | 23 Aug 95     | <b>19.12 q</b>           |
| 10   | 5     | A     | 1331 | Nace PLEŠKO                    | SLO     | 21 Aug 96     | <b>19.05 q</b>           |
| 11   | 6     | B     | 1553 | Amir Ali PATTERSON             | USA     | 30 Jan 96     | <b>18.88 q</b>           |
| 12   | 6     | A     | 1242 | Andrei TOADER                  | ROU     | 26 May 97     | <b>18.83 q</b>           |
| 13   | 7     | B     | 1179 | Jan PAROL                      | POL     | 11 Nov 95     | <b>18.62</b>             |
| 14   | 8     | B     | 614  | Willy VICAUT                   | FRA     | 27 Nov 95     | <b>18.48</b>             |
| 15   | 7     | A     | 282  | Valdivino DOS SANTOS           | BRA     | 09 Jan 95     | <b>18.45</b>             |
| 16   | 8     | A     | 1497 | Pavlo DRACH                    | UKR     | 14 Aug 95     | <b>18.23</b>             |
| 17   | 9     | B     | 1048 | Nicolai CEBAN                  | MDA     | 04 Feb 95     | <b>18.15</b>             |
| 18   | 9     | A     | 1092 | Maurits DAMSTEEGT              | NED     | 26 Aug 95     | <b>17.90</b>             |
| 19   | 10    | B     | 1240 | Alin Alexandru FIRFIRICA       | ROU     | 03 Nov 95     | <b>17.55</b>             |
| 20   | 10    | A     | 409  | Demir KOLAREVIC                | CRO     | 20 Jul 95     | <b>17.35</b>             |
| 21   | 11    | A     | 1015 | Andrejs SAMBURS                | LAT     | 20 Feb 95     | <b>17.24</b>             |
| 22   | 12    | A     | 1058 | Mario Alberto LOZANO           | MEX     | 28 Oct 95     | <b>16.85</b>             |
|      |       | B     | 1334 | Blaž ZUPANCIC                  | SLO     | 06 Apr 95     | <b>NM</b>                |
|      |       | B     | 854  | Gian Piero RAGONESI            | ITA     | 19 Apr 95     | <b>NM</b>                |
|      |       | B     | 1023 | Julius MALOTKINAS              | LTU     | 19 May 95     | <b>NM</b>                |
|      |       | A     | 831  | Sebastiano BIANCHETTI          | ITA     | 20 Jan 96     | <b>NM</b>                |

| ALL-TIME TOP LIST |                                      |                        |           | SEASON TOP LIST |                                      |                      |           |
|-------------------|--------------------------------------|------------------------|-----------|-----------------|--------------------------------------|----------------------|-----------|
| RESULT            | NAME                                 | VENUE                  | DATE      | RESULT          | NAME                                 | VENUE                | DATE      |
| 23.00             | Jacko GILL (NZL)                     | Auckland (North Shore) | 18 Aug 13 | 21.79           | Mostafa Amr Ahmed Ahmed HASSAN (EGY) | Al-Qâhirah           | 23 Apr 14 |
| 22.73             | David STORL (GER)                    | Osterode               | 14 Jul 09 | 21.39           | Konrad BUKOWIECKI (POL)              | Lidzbark Warminski   | 13 Jun 14 |
| 21.96             | Edis ELKASEVIC (CRO)                 | Zagreb                 | 29 Jun 02 | 21.16           | Braheme DAYS (USA)                   | Chula Vista, CA      | 14 Jun 14 |
| 21.79             | Mostafa Amr Ahmed Ahmed HASSAN (EGY) | Al-Qâhirah             | 23 Apr 14 | 20.54           | Ahmed Sherif ADEL SALEM (EGY)        | Al-Qâhirah           | 28 May 14 |
| 21.78             | Krzysztof BRZOZOWSKI (POL)           | Barcelona (OS)         | 11 Jul 12 | 20.51           | Patrick MÜLLER (GER)                 | Halle                | 17 May 14 |
| 21.68             | Marin PREMERU (CRO)                  | Rijeka                 | 19 May 09 | 19.91           | Simon BAYER (GER)                    | Biberach an der Riss | 14 Jul 14 |
| 21.39             | Konrad BUKOWIECKI (POL)              | Lidzbark Warminski     | 13 Jun 14 | 19.89           | Henning PRÜFER (GER)                 | Osterode             | 27 Jun 14 |
| 21.24             | Georgi IVANOV (BUL)                  | Sofia                  | 12 Jun 04 | 19.89           | Denzel COMENENTIA (NED)              | Hilversum            | 13 Jul 14 |
| 21.16             | Braheme DAYS (USA)                   | Chula Vista, CA        | 14 Jun 14 | 19.83           | Andrei TOADER (ROU)                  | Bucuresti            | 25 May 14 |
| 21.14             | Damien BIRKINHEAD (AUS)              | Barcelona (OS)         | 11 Jul 12 | 19.55           | Mohamed Magdi Hamza KHALIFA (EGY)    | Eugene               | 24 Jul 14 |

# RESULTS



## Shot Put (6kg) Men - Qualification

With qualifying standard of 19.25 (Q) or at least the 12 best performers (q) advance to the Final

| RECORDS                         | RESULT                            | NAME                     | COUNTRY               | AGE | VENUE                  | DATE        |
|---------------------------------|-----------------------------------|--------------------------|-----------------------|-----|------------------------|-------------|
| World Junior Record <b>WJR</b>  | <b>23.00</b>                      | Jacko GILL               | NZL                   | 19  | Auckland (North Shore) | 18 Aug 2013 |
| Championships Record <b>CR</b>  | <b>22.20</b>                      | Jacko GILL               | NZL                   | 18  | Barcelona (OS)         | 11 Jul 2012 |
| World Junior Leading <b>WJL</b> | <b>21.79</b>                      | Mostafa Amr Ahmed HASSAN | EGY                   | 19  | Al-Qāhirah             | 23 Apr 2014 |
| Area Junior Record <b>AJR</b>   | National Junior Record <b>NJR</b> | Personal Best <b>PB</b>  | Season Best <b>SB</b> |     |                        |             |

### Group A

24 July 2014 10:15 START TIME 16° C 68 %  
TEMPERATURE HUMIDITY  
10:47 END TIME 16° C 68 %

| PLACE | BIB  | NAME                       | COUNTRY | DATE of BIRTH | ORDER | RESULT                   | 1     | 2     | 3     |
|-------|------|----------------------------|---------|---------------|-------|--------------------------|-------|-------|-------|
| 1     | 1528 | Braheme DAYS               | USA     | 18 Jan 95     | 11    | <b>19.61</b> Q           | X     | 19.61 |       |
| 2     | 498  | Mohamed Magdi Hamza KHALIF | EGY     | 30 Aug 96     | 9     | <b>19.55</b> Q <b>PB</b> | X     | X     | 19.55 |
| 3     | 1174 | Konrad BUKOWIECKI          | POL     | 17 Mar 97     | 1     | <b>19.30</b> Q           | 18.70 | 19.30 |       |
| 4     | 712  | Henning PRÜFER             | GER     | 07 Mar 96     | 2     | <b>19.14</b> q           | 18.71 | X     | 19.14 |
| 5     | 1331 | Nace PLEŠKO                | SLO     | 21 Aug 96     | 12    | <b>19.05</b> q           | X     | 19.05 | 18.25 |
| 6     | 1242 | Andrei TOADER              | ROU     | 26 May 97     | 3     | <b>18.83</b> q           | 18.43 | 18.83 | X     |
| 7     | 282  | Valdivino DOS SANTOS       | BRA     | 09 Jan 95     | 13    | <b>18.45</b>             | 18.45 | 18.01 | 18.30 |
| 8     | 1497 | Pavlo DRACH                | UKR     | 14 Aug 95     | 6     | <b>18.23</b>             | 16.89 | 17.05 | 18.23 |
| 9     | 1092 | Maurits DAMSTEEGT          | NED     | 26 Aug 95     | 8     | <b>17.90</b>             | X     | X     | 17.90 |
| 10    | 409  | Demir KOLAREVIC            | CRO     | 20 Jul 95     | 10    | <b>17.35</b>             | X     | 17.35 | X     |
| 11    | 1015 | Andrejs SAMBURS            | LAT     | 20 Feb 95     | 5     | <b>17.24</b>             | 15.39 | 17.24 | 16.94 |
| 12    | 1058 | Mario Alberto LOZANO       | MEX     | 28 Oct 95     | 4     | <b>16.85</b>             | X     | 16.09 | 16.85 |
|       | 831  | Sebastiano BIANCHETTI      | ITA     | 20 Jan 96     | 7     | <b>NM</b>                | X     | X     | X     |

### Group B

24 July 2014 10:15 START TIME 16° C 68 %  
TEMPERATURE HUMIDITY  
10:53 END TIME 16° C 68 %

| PLACE | BIB  | NAME                       | COUNTRY | DATE of BIRTH | ORDER | RESULT         | 1     | 2     | 3     |
|-------|------|----------------------------|---------|---------------|-------|----------------|-------|-------|-------|
| 1     | 496  | Mostafa Amr Ahmed Ahmed HA | EGY     | 16 Dec 95     | 2     | <b>19.84</b> Q | 19.84 |       |       |
| 2     | 708  | Patrick MÜLLER             | GER     | 04 Feb 96     | 11    | <b>19.38</b> Q | X     | 19.38 |       |
| 3     | 1091 | Denzel COMENENTIA          | NED     | 25 Nov 95     | 8     | <b>19.33</b> Q | 18.39 | 19.33 |       |
| 4     | 412  | Martin MARKOVIC            | CRO     | 13 Jan 96     | 13    | <b>19.14</b> q | 18.99 | 19.14 | 18.73 |
| 5     | 1469 | Osman Can ÖZDEVECİ         | TUR     | 23 Aug 95     | 12    | <b>19.12</b> q | 18.24 | X     | 19.12 |
| 6     | 1553 | Amir Ali PATTERSON         | USA     | 30 Jan 96     | 1     | <b>18.88</b> q | 18.88 | 18.52 | X     |
| 7     | 1179 | Jan PAROL                  | POL     | 11 Nov 95     | 7     | <b>18.62</b>   | 18.38 | X     | 18.62 |
| 8     | 614  | Willy VICAUT               | FRA     | 27 Nov 95     | 6     | <b>18.48</b>   | 18.48 | 18.22 | X     |
| 9     | 1048 | Nicolai CEBAN              | MDA     | 04 Feb 95     | 5     | <b>18.15</b>   | 18.10 | X     | 18.15 |
| 10    | 1240 | Alin Alexandru FIRFIRICA   | ROU     | 03 Nov 95     | 4     | <b>17.55</b>   | X     | 17.51 | 17.55 |
|       | 1023 | Julius MALOTKINAS          | LTU     | 19 May 95     | 9     | <b>NM</b>      | X     | X     | X     |
|       | 1334 | Blaž ZUPANCIC              | SLO     | 06 Apr 95     | 3     | <b>NM</b>      | X     | X     | X     |
|       | 854  | Gian Piero RAGONESI        | ITA     | 19 Apr 95     | 10    | <b>NM</b>      | X     | X     | X     |

#### ALL-TIME TOP LIST

| RESULT | NAME                           | VENUE                  | DATE      |
|--------|--------------------------------|------------------------|-----------|
| 23.00  | Jacko GILL (NZL)               | Auckland (North Shore) | 18 Aug 13 |
| 22.73  | David STORL (GER)              | Osterode               | 14 Jul 09 |
| 21.96  | Edis ELKASEVIC (CRO)           | Zagreb                 | 29 Jun 02 |
| 21.79  | Mostafa Amr Ahmed HASSAN (EGY) | Al-Qāhirah             | 23 Apr 14 |
| 21.78  | Krzysztof BRZOWSKI (POL)       | Barcelona (OS)         | 11 Jul 12 |
| 21.68  | Marin PREMERU (CRO)            | Rijeka                 | 19 May 09 |
| 21.39  | Konrad BUKOWIECKI (POL)        | Lidzbark Warminski     | 13 Jun 14 |
| 21.24  | Georgi IVANOV (BUL)            | Sofia                  | 12 Jun 04 |
| 21.16  | Braheme DAYS (USA)             | Chula Vista, CA        | 14 Jun 14 |
| 21.14  | Damien BIRKINHEAD (AUS)        | Barcelona (OS)         | 11 Jul 12 |

#### SEASON TOP LIST

| RESULT | NAME                              | VENUE                | DATE      |
|--------|-----------------------------------|----------------------|-----------|
| 21.79  | Mostafa Amr Ahmed HASSAN (EGY)    | Al-Qāhirah           | 23 Apr 14 |
| 21.39  | Konrad BUKOWIECKI (POL)           | Lidzbark Warminski   | 13 Jun 14 |
| 21.16  | Braheme DAYS (USA)                | Chula Vista, CA      | 14 Jun 14 |
| 20.54  | Ahmed Sherif ADEL SALEM (EGY)     | Al-Qāhirah           | 28 May 14 |
| 20.51  | Patrick MÜLLER (GER)              | Halle                | 17 May 14 |
| 19.91  | Simon BAYER (GER)                 | Biberach an der Riss | 14 Jul 14 |
| 19.89  | Henning PRÜFER (GER)              | Osterode             | 27 Jun 14 |
| 19.89  | Denzel COMENENTIA (NED)           | Hilversum            | 13 Jul 14 |
| 19.83  | Andrei TOADER (ROU)               | Bucuresti            | 25 May 14 |
| 19.55  | Mohamed Magdi Hamza KHALIFA (EGY) | Eugene               | 24 Jul 14 |

# RESULTS



## Discus Throw (1.750kg) Men - Final

| RECORDS              | RESULT     | NAME  | COUNTRY                | AGE        | VENUE     | DATE                      |
|----------------------|------------|-------|------------------------|------------|-----------|---------------------------|
| World Junior Record  | <b>WJR</b> | 70.13 | Mykyta NESTERENKO      | UKR        | 17        | Halle 24 May 2008         |
| Championships Record | <b>CR</b>  | 67.32 | Margus HUNT            | EST        | 19        | Beijing (CSC) 16 Aug 2006 |
| World Junior Leading | <b>WJL</b> | 66.94 | Martin MARKOVIC        | CRO        | 18        | Eugene 26 Jul 2014        |
| Area Junior Record   | <b>AJR</b> |       | National Junior Record | <b>NJR</b> |           | Personal Best             |
|                      |            |       |                        |            | <b>PB</b> | Season Best               |
|                      |            |       |                        |            | <b>SB</b> |                           |

26 July 2014 16:05 START TIME 30° C 31 %  
 TEMPERATURE HUMIDITY  
 17:02 END TIME 31° C 27 %

| PLACE | BIB  | NAME                  | COUNTRY | DATE of BIRTH | ORDER | RESULT       |            | 1     | 2     | 3     | ORDER | 4     | 5     | 6     |
|-------|------|-----------------------|---------|---------------|-------|--------------|------------|-------|-------|-------|-------|-------|-------|-------|
| 1     | 412  | Martin MARKOVIC       | CRO     | 13 Jan 96     | 10    | <b>66.94</b> | <b>WJL</b> | 64.70 | X     | 66.94 | 8     | X     | X     | X     |
| 2     | 712  | Henning PRÜFER        | GER     | 07 Mar 96     | 3     | <b>64.18</b> | <b>PB</b>  | 62.20 | 63.70 | X     | 7     | 62.47 | 64.18 | X     |
| 3     | 1139 | Sven Martin SKAGESTAD | NOR     | 13 Jan 95     | 5     | <b>63.21</b> |            | 55.46 | 60.67 | 63.21 | 6     | X     | 61.41 | 59.90 |
| 4     | 146  | Matthew DENNY         | AUS     | 02 Jun 96     | 11    | <b>62.73</b> |            | 61.65 | X     | 58.98 | 4     | 58.47 | 62.73 | 60.10 |
| 5     | 1131 | Ola Stunes ISENE      | NOR     | 29 Jan 95     | 2     | <b>61.83</b> |            | 61.83 | 58.16 | X     | 5     | 59.93 | X     | X     |
| 6     | 144  | Mitchell COOPER       | AUS     | 02 Jun 95     | 7     | <b>61.77</b> | <b>PB</b>  | 61.29 | X     | 60.54 | 3     | X     | X     | 61.77 |
| 7     | 854  | Gian Piero RAGONESI   | ITA     | 19 Apr 95     | 8     | <b>60.47</b> | <b>PB</b>  | 60.47 | 57.78 | 59.66 | 2     | 58.43 | X     | X     |
| 8     | 1552 | Ryan NJEHOVAN         | USA     | 27 Jun 95     | 6     | <b>59.56</b> |            | 56.30 | 59.56 | X     | 1     | 56.78 | X     | X     |
| 9     | 1530 | Kord FERGUSON         | USA     | 16 Sep 95     | 12    | <b>59.54</b> |            | 57.75 | X     | 59.54 |       |       |       |       |
| 10    | 254  | Valeri GOLUBKOVICH    | BLR     | 21 Jan 95     | 4     | <b>59.30</b> |            | 59.30 | 59.08 | 57.77 |       |       |       |       |
| 11    | 1048 | Nicolai CEBAN         | MDA     | 04 Feb 95     | 1     | <b>58.65</b> | <b>NJR</b> | 54.65 | 58.65 | 57.86 |       |       |       |       |
| 12    | 704  | Maximilian KLAUS      | GER     | 07 Feb 96     | 9     | <b>55.10</b> |            | 55.10 | X     | 54.30 |       |       |       |       |

| ALL-TIME TOP LIST |                             |                    |           | SEASON TOP LIST |                             |                 |           |
|-------------------|-----------------------------|--------------------|-----------|-----------------|-----------------------------|-----------------|-----------|
| RESULT            | NAME                        | VENUE              | DATE      | RESULT          | NAME                        | VENUE           | DATE      |
| 70.13             | Mykyta NESTERENKO (UKR)     | Halle              | 24 May 08 | 66.94           | Martin MARKOVIC (CRO)       | Eugene          | 26 Jul 14 |
| 67.32             | Marqus HUNT (EST)           | Beijing (CSC)      | 16 Aug 06 | 65.66           | Sven Martin SKAGESTAD (NOR) | Oslo (Sogn)     | 12 Jun 14 |
| 66.94             | Martin MARKOVIC (CRO)       | Eugene             | 26 Jul 14 | 64.18           | Henning PRÜFER (GER)        | Eugene          | 26 Jul 14 |
| 66.88             | Traves SMIKLE (JAM)         | Kingston (NS), JAM | 31 Mar 11 | 63.83           | Domantas POŠKA (LTU)        | Vilnius         | 10 Jun 14 |
| 66.45             | Gordon WOLF (GER)           | Halle              | 23 May 09 | 63.66           | Matthew DENNY (AUS)         | Brisbane (QSAC) | 1 Mar 14  |
| 65.88             | Omar Ahmed EL GHAZALY (EGY) | Al-Qāhirah         | 7 Nov 03  | 63.07           | Ola Stunes ISENE (NOR)      | Bergen (Fana)   | 30 May 14 |
| 65.71             | Marin PREMERU (CRO)         | Split              | 31 May 09 | 62.35           | Valeri GOLUBKOVICH (BLR)    | Eugene          | 25 Jul 14 |
| 65.66             | Sven Martin SKAGESTAD (NOR) | Oslo (Sogn)        | 12 Jun 14 | 61.77           | Mitchell COOPER (AUS)       | Eugene          | 26 Jul 14 |
| 65.55             | Mihai GRASU (ROU)           | Bucuresti          | 23 Jul 06 | 61.67           | Aleksey KHUDYAKOV (RUS)     | Sochi           | 24 Apr 14 |
| 65.52             | Victor HOGAN (RSA)          | Johannesburg       | 3 Jul 08  | 61.35           | Maximilian KLAUS (GER)      | Wiesbaden       | 10 May 14 |

# SUMMARY



## Discus Throw (1.750kg) Men - Qualification

With qualifying standard of 59.00 (Q) or at least the 12 best performers (q) advance to the Final

| RECORDS                         | RESULT                            | NAME                  | COUNTRY                 | AGE | VENUE                 | DATE        |
|---------------------------------|-----------------------------------|-----------------------|-------------------------|-----|-----------------------|-------------|
| World Junior Record <b>WJR</b>  | 70.13                             | Mykyta NESTERENKO     | UKR                     | 17  | Halle                 | 24 May 2008 |
| Championships Record <b>CR</b>  | 67.32                             | Margus HUNT           | EST                     | 19  | Beijing (CSC)         | 16 Aug 2006 |
| World Junior Leading <b>WJL</b> | 65.66                             | Sven Martin SKAGESTAD | NOR                     | 19  | Oсло (Sogn)           | 12 Jun 2014 |
| Area Junior Record <b>AJR</b>   | National Junior Record <b>NJR</b> |                       | Personal Best <b>PB</b> |     | Season Best <b>SB</b> |             |

25 July 2014

| RANK | PLACE | GROUP | BIB  | NAME                     | COUNTRY | DATE of BIRTH | RESULT                    |
|------|-------|-------|------|--------------------------|---------|---------------|---------------------------|
| 1    | 1     | A     | 412  | Martin MARKOVIC          | CRO     | 13 Jan 96     | <b>63.71 Q</b>            |
| 2    | 1     | B     | 146  | Matthew DENNY            | AUS     | 02 Jun 96     | <b>62.38 Q</b>            |
| 3    | 2     | B     | 254  | Valeri GOLUBKOVICH       | BLR     | 21 Jan 95     | <b>62.35 Q</b> <b>NJR</b> |
| 4    | 3     | B     | 854  | Gian Piero RAGONESI      | ITA     | 19 Apr 95     | <b>60.30 Q</b> <b>PB</b>  |
| 5    | 4     | B     | 1139 | Sven Martin SKAGESTAD    | NOR     | 13 Jan 95     | <b>59.97 Q</b>            |
| 6    | 5     | B     | 712  | Henning PRÜFER           | GER     | 07 Mar 96     | <b>59.93 Q</b>            |
| 7    | 2     | A     | 1552 | Ryan NJEGOVAN            | USA     | 27 Jun 95     | <b>59.89 Q</b> <b>PB</b>  |
| 8    | 3     | A     | 144  | Mitchell COOPER          | AUS     | 02 Jun 95     | <b>59.31 Q</b> <b>PB</b>  |
| 9    | 6     | B     | 1530 | Kord FERGUSON            | USA     | 16 Sep 95     | <b>59.20 Q</b>            |
| 10   | 4     | A     | 1048 | Nicolai CEBAN            | MDA     | 04 Feb 95     | <b>59.17 Q</b> <b>NJR</b> |
| 11   | 5     | A     | 1131 | Ola Stunes ISENE         | NOR     | 29 Jan 95     | <b>59.16 Q</b>            |
| 12   | 6     | A     | 704  | Maximilian KLAUS         | GER     | 07 Feb 96     | <b>58.61 q</b>            |
| 13   | 7     | B     | 1240 | Alin Alexandru FIRFIRICA | ROU     | 03 Nov 95     | <b>58.23</b>              |
| 14   | 8     | B     | 1044 | IRFAN                    | MAS     | 16 Aug 95     | <b>57.74</b>              |
| 15   | 9     | B     | 1478 | Yusuf YALÇINKAYA         | TUR     | 23 Aug 95     | <b>57.12</b> <b>NJR</b>   |
| 16   | 7     | A     | 896  | Glenford WATSON          | JAM     | 11 Jul 95     | <b>56.30</b> <b>PB</b>    |
| 17   | 8     | A     | 1190 | Bartłomiej STÓJ          | POL     | 15 May 96     | <b>55.92</b>              |
| 18   | 9     | A     | 1025 | Domantas POŠKA           | LTU     | 10 Jan 96     | <b>55.77</b>              |
| 19   | 10    | A     | 827  | Giulio ANESA             | ITA     | 07 Jul 96     | <b>55.57</b>              |
| 20   | 11    | A     | 1288 | Aleksey KHUDYAKOV        | RUS     | 31 Mar 95     | <b>55.17</b>              |
| 21   | 12    | A     | 762  | Kiriákos ZÓTOS           | GRE     | 17 Jan 96     | <b>53.88</b>              |
| 22   | 10    | B     | 409  | Demir KOLAREVIC          | CRO     | 20 Jul 95     | <b>53.85</b>              |
| 23   | 11    | B     | 1392 | Gustav LIBERG            | SWE     | 03 May 95     | <b>53.12</b>              |
| 24   | 12    | B     | 799  | SACHIN                   | IND     | 05 Sep 95     | <b>52.93</b>              |
| 25   | 13    | B     | 1174 | Konrad BUKOWIECKI        | POL     | 17 Mar 97     | <b>52.92</b>              |
| 26   | 13    | A     | 1387 | Viktor GARDENKRANS       | SWE     | 30 Jul 95     | <b>52.72</b>              |
| 27   | 14    | A     | 1092 | Maurits DAMSTEEGT        | NED     | 26 Aug 95     | <b>46.90</b>              |
|      |       | B     | 125  | Suren KHACHATRYAN        | ARM     | 06 Mar 95     | <b>NM</b>                 |
|      |       | B     | 817  | Mustafa Kazem DAGHER     | IRQ     | 29 Nov 95     | <b>DNS</b>                |

| ALL-TIME TOP LIST |                             |                    |           | SEASON TOP LIST |                             |                 |           |
|-------------------|-----------------------------|--------------------|-----------|-----------------|-----------------------------|-----------------|-----------|
| RESULT            | NAME                        | VENUE              | DATE      | RESULT          | NAME                        | VENUE           | DATE      |
| 70.13             | Mykyta NESTERENKO (UKR)     | Halle              | 24 May 08 | 65.66           | Sven Martin SKAGESTAD (NOR) | Oсло (Sogn)     | 12 Jun 14 |
| 67.32             | Marqus HUNT (EST)           | Beijing (CSC)      | 16 Aug 06 | 65.35           | Martin MARKOVIC (CRO)       | Varaždin        | 29 Jun 14 |
| 66.88             | Traves SMIKLE (JAM)         | Kingston (NS), JAM | 31 Mar 11 | 63.83           | Domantas POŠKA (LTU)        | Vilnius         | 10 Jun 14 |
| 66.45             | Gordon WOLF (GER)           | Halle              | 23 May 09 | 63.66           | Matthew DENNY (AUS)         | Brisbane (QSAC) | 1 Mar 14  |
| 65.88             | Omar Ahmed EL GHAZALY (EGY) | Al-Qāhirah         | 7 Nov 03  | 63.15           | Henning PRÜFER (GER)        | Osterode        | 27 Jun 14 |
| 65.71             | Marin PREMERU (CRO)         | Split              | 31 May 09 | 63.07           | Ola Stunes ISENE (NOR)      | Bergen (Fana)   | 30 May 14 |
| 65.66             | Sven Martin SKAGESTAD (NOR) | Oсло (Sogn)        | 12 Jun 14 | 62.35           | Valeri GOLUBKOVICH (BLR)    | Eugene          | 25 Jul 14 |
| 65.55             | Mihai GRASU (ROU)           | Bucuresti          | 23 Jul 06 | 61.67           | Aleksev KHUDYAKOV (RUS)     | Sochi           | 24 Apr 14 |
| 65.52             | Victor HOGAN (RSA)          | Johannesburg       | 3 Jul 08  | 61.35           | Maximilian KLAUS (GER)      | Wiesbaden       | 10 May 14 |
| 65.51             | Andrius GUDŽIUS (LTU)       | Siauliai           | 30 Jun 10 | 61.28           | Kord FERGUSON (USA)         | Eugene (HF), OR | 5 Jul 14  |

# RESULTS



## Discus Throw (1.750kg) Men - Qualification

With qualifying standard of 59.00 (Q) or at least the 12 best performers (q) advance to the Final

| RECORDS                         | RESULT                            | NAME                    | COUNTRY               | AGE | VENUE         | DATE        |
|---------------------------------|-----------------------------------|-------------------------|-----------------------|-----|---------------|-------------|
| World Junior Record <b>WJR</b>  | <b>70.13</b>                      | Mykyta NESTERENKO       | UKR                   | 17  | Halle         | 24 May 2008 |
| Championships Record <b>CR</b>  | <b>67.32</b>                      | Margus HUNT             | EST                   | 19  | Beijing (CSC) | 16 Aug 2006 |
| World Junior Leading <b>WJL</b> | <b>65.66</b>                      | Sven Martin SKAGESTAD   | NOR                   | 19  | Oslo (Sogn)   | 12 Jun 2014 |
| Area Junior Record <b>AJR</b>   | National Junior Record <b>NJR</b> | Personal Best <b>PB</b> | Season Best <b>SB</b> |     |               |             |

### Group A

25 July 2014 09:58 START TIME 14° C 82 %  
TEMPERATURE HUMIDITY  
10:33 END TIME 18° C 64 %

| PLACE | BIB  | NAME               | COUNTRY | DATE of BIRTH | ORDER | RESULT                    | 1     | 2     | 3     |
|-------|------|--------------------|---------|---------------|-------|---------------------------|-------|-------|-------|
| 1     | 412  | Martin MARKOVIC    | CRO     | 13 Jan 96     | 13    | <b>63.71</b> Q            | 63.71 |       |       |
| 2     | 1552 | Ryan NJEGOVAN      | USA     | 27 Jun 95     | 4     | <b>59.89</b> Q <b>PB</b>  | 57.54 | 57.92 | 59.89 |
| 3     | 144  | Mitchell COOPER    | AUS     | 02 Jun 95     | 10    | <b>59.31</b> Q <b>PB</b>  | 53.38 | 55.14 | 59.31 |
| 4     | 1048 | Nicolai CEBAN      | MDA     | 04 Feb 95     | 8     | <b>59.17</b> Q <b>NJR</b> | X     | 58.57 | 59.17 |
| 5     | 1131 | Ola Stunes ISENE   | NOR     | 29 Jan 95     | 7     | <b>59.16</b> Q            | 59.16 |       |       |
| 6     | 704  | Maximilian KLAUS   | GER     | 07 Feb 96     | 14    | <b>58.61</b> q            | 58.61 | X     | X     |
| 7     | 896  | Glenford WATSON    | JAM     | 11 Jul 95     | 12    | <b>56.30</b> <b>PB</b>    | 56.30 | X     | 54.89 |
| 8     | 1190 | Bartłomiej STÓJ    | POL     | 15 May 96     | 9     | <b>55.92</b>              | 55.92 | X     | X     |
| 9     | 1025 | Domantas POŠKA     | LTU     | 10 Jan 96     | 3     | <b>55.77</b>              | 55.77 | X     | X     |
| 10    | 827  | Giulio ANESA       | ITA     | 07 Jul 96     | 6     | <b>55.57</b>              | X     | 54.17 | 55.57 |
| 11    | 1288 | Aleksey KHUDYAKOV  | RUS     | 31 Mar 95     | 5     | <b>55.17</b>              | 55.17 | X     | 53.03 |
| 12    | 762  | Kiriákos ZÓTOS     | GRE     | 17 Jan 96     | 1     | <b>53.88</b>              | 50.50 | 53.58 | 53.88 |
| 13    | 1387 | Viktor GARDENKRANS | SWE     | 30 Jul 95     | 2     | <b>52.72</b>              | 50.84 | 52.61 | 52.72 |
| 14    | 1092 | Maurits DAMSTEEGT  | NED     | 26 Aug 95     | 11    | <b>46.90</b>              | X     | X     | 46.90 |

### Group B

25 July 2014 11:09 START TIME 18° C 64 %  
TEMPERATURE HUMIDITY  
11:38 END TIME 21° C 53 %

| PLACE | BIB  | NAME                     | COUNTRY | DATE of BIRTH | ORDER | RESULT                    | 1     | 2     | 3     |
|-------|------|--------------------------|---------|---------------|-------|---------------------------|-------|-------|-------|
| 1     | 146  | Matthew DENNY            | AUS     | 02 Jun 96     | 6     | <b>62.38</b> Q            | 62.38 |       |       |
| 2     | 254  | Valeri GOLUBKOVICH       | BLR     | 21 Jan 95     | 1     | <b>62.35</b> Q <b>NJR</b> | X     | 62.35 |       |
| 3     | 854  | Gian Piero RAGONESI      | ITA     | 19 Apr 95     | 9     | <b>60.30</b> Q <b>PB</b>  | 60.30 |       |       |
| 4     | 1139 | Sven Martin SKAGESTAD    | NOR     | 13 Jan 95     | 3     | <b>59.97</b> Q            | 59.97 |       |       |
| 5     | 712  | Henning PRÜFER           | GER     | 07 Mar 96     | 15    | <b>59.93</b> Q            | 52.57 | 59.93 |       |
| 6     | 1530 | Kord FERGUSON            | USA     | 16 Sep 95     | 10    | <b>59.20</b> Q            | 59.20 |       |       |
| 7     | 1240 | Alin Alexandru FIRFIRICA | ROU     | 03 Nov 95     | 8     | <b>58.23</b>              | 58.23 | X     | X     |
| 8     | 1044 | IRFAN                    | MAS     | 16 Aug 95     | 14    | <b>57.74</b>              | 57.74 | X     | 53.23 |
| 9     | 1478 | Yusuf YALÇINKAYA         | TUR     | 23 Aug 95     | 4     | <b>57.12</b> <b>NJR</b>   | 57.12 | X     | 56.88 |
| 10    | 409  | Demir KOLAREVIC          | CRO     | 20 Jul 95     | 13    | <b>53.85</b>              | 53.85 | X     | 51.46 |
| 11    | 1392 | Gustav LIBERG            | SWE     | 03 May 95     | 2     | <b>53.12</b>              | X     | 53.12 | X     |
| 12    | 799  | SACHIN                   | IND     | 05 Sep 95     | 11    | <b>52.93</b>              | X     | X     | 52.93 |
| 13    | 1174 | Konrad BUKOWIECKI        | POL     | 17 Mar 97     | 7     | <b>52.92</b>              | X     | 52.92 | X     |
|       | 125  | Suren KHACHATRYAN        | ARM     | 06 Mar 95     | 5     | <b>NM</b>                 | X     | X     | X     |
|       | 817  | Mustafa Kazem DAGHER     | IRQ     | 29 Nov 95     | 12    | <b>DNS</b>                |       |       |       |



**RESULTS**  
**Discus Throw (1.750kg) Men - Qualification**

| ALL-TIME TOP LIST |                             |                    |           | SEASON TOP LIST |                             |                 |           |
|-------------------|-----------------------------|--------------------|-----------|-----------------|-----------------------------|-----------------|-----------|
| RESULT            | NAME                        | VENUE              | DATE      | RESULT          | NAME                        | VENUE           | DATE      |
| 70.13             | Mykyta NESTERENKO (UKR)     | Halle              | 24 May 08 | 65.66           | Sven Martin SKAGESTAD (NOR) | Oslo (Sogn)     | 12 Jun 14 |
| 67.32             | Marqus HUNT (EST)           | Beijing (CSC)      | 16 Aug 06 | 65.35           | Martin MARKOVIC (CRO)       | Varaždin        | 29 Jun 14 |
| 66.88             | Traves SMIKLE (JAM)         | Kingston (NS), JAM | 31 Mar 11 | 63.83           | Domantas POŠKA (LTU)        | Vilnius         | 10 Jun 14 |
| 66.45             | Gordon WOLF (GER)           | Halle              | 23 May 09 | 63.66           | Matthew DENNY (AUS)         | Brisbane (QSAC) | 1 Mar 14  |
| 65.88             | Omar Ahmed EL GHAZALY (EGY) | Al-Qāhirah         | 7 Nov 03  | 63.15           | Henning PRÜFER (GER)        | Osterode        | 27 Jun 14 |
| 65.71             | Marin PREMERU (CRO)         | Split              | 31 May 09 | 63.07           | Ola Stunes ISENE (NOR)      | Bergen (Fana)   | 30 May 14 |
| 65.66             | Sven Martin SKAGESTAD (NOR) | Oslo (Sogn)        | 12 Jun 14 | 62.35           | Valeri GOLUBKOVICH (BLR)    | Eugene          | 25 Jul 14 |
| 65.55             | Mihai GRASU (ROU)           | Bucuresti          | 23 Jul 06 | 61.67           | Aleksey KHUDYAKOV (RUS)     | Sochi           | 24 Apr 14 |
| 65.52             | Victor HOGAN (RSA)          | Johannesburg       | 3 Jul 08  | 61.35           | Maximilian KLAUS (GER)      | Wiesbaden       | 10 May 14 |
| 65.51             | Andrius GUDŽIUS (LTU)       | Siauliai           | 30 Jun 10 | 61.28           | Kord FERGUSON (USA)         | Eugene (HF), OR | 5 Jul 14  |

## RESULTS



## Hammer Throw (6kg) Men - Final

| RECORDS              | RESULT     | NAME                   | COUNTRY              | AGE           | VENUE     | DATE                  |           |
|----------------------|------------|------------------------|----------------------|---------------|-----------|-----------------------|-----------|
| World Junior Record  | <b>WJR</b> | <b>85.57</b>           | Ashraf Amgad ELSEIFY | QAT           | 17        | Barcelona 14 Jul 2012 |           |
| Championships Record | <b>CR</b>  | <b>85.57</b>           | Ashraf Amgad ELSEIFY | QAT           | 17        | Barcelona 14 Jul 2012 |           |
| World Junior Leading | <b>WJL</b> | <b>84.71</b>           | Ashraf Amgad ELSEIFY | QAT           | 19        | Eugene 25 Jul 2014    |           |
| Area Junior Record   | <b>AJR</b> | National Junior Record | <b>NJR</b>           | Personal Best | <b>PB</b> | Season Best           | <b>SB</b> |

25 July 2014 17:59 START TIME 28° C 33 %  
 TEMPERATURE HUMIDITY  
 19:13 END TIME 27° C 37 %

| PLACE | BIB  | NAME                 | COUNTRY | DATE of BIRTH | ORDER | RESULT       | 1          | 2     | 3     | ORDER | 4 | 5     | 6     |       |
|-------|------|----------------------|---------|---------------|-------|--------------|------------|-------|-------|-------|---|-------|-------|-------|
| 1     | 1237 | Ashraf Amgad ELSEIFY | QAT     | 20 Feb 95     | 10    | <b>84.71</b> | <b>WJL</b> | 81.82 | 84.51 | 83.39 | 8 | 82.87 | 84.71 | 81.56 |
| 2     | 780  | Bence PÁSZTOR        | HUN     | 05 Feb 95     | 4     | <b>79.99</b> |            | 76.61 | 79.14 | 76.77 | 7 | X     | 77.36 | 79.99 |
| 3     | 1299 | Ilya TEREITYEV       | RUS     | 25 Jan 95     | 5     | <b>76.31</b> |            | X     | 76.31 | X     | 6 | X     | X     | X     |
| 4     | 707  | Alexei MIKHAILOV     | GER     | 12 Apr 96     | 1     | <b>75.88</b> | <b>PB</b>  | 69.42 | 5.74  | 74.11 | 3 | 75.88 | 73.95 | 73.36 |
| 5     | 408  | Matija GREGURIC      | CRO     | 17 Sep 96     | 11    | <b>75.71</b> |            | X     | 71.14 | 75.09 | 5 | 75.71 | X     | X     |
| 6     | 1287 | Igor EVSEEV          | RUS     | 27 Mar 96     | 12    | <b>74.65</b> |            | 67.94 | 74.65 | X     | 4 | X     | 70.55 | 71.19 |
| 7     | 256  | Maksim MITSKOU       | BLR     | 01 Dec 95     | 3     | <b>74.11</b> |            | 73.12 | 71.67 | X     | 1 | 73.93 | 74.11 | 72.12 |
| 8     | 118  | Joaquín GÓMEZ        | ARG     | 14 Oct 96     | 6     | <b>73.67</b> |            | 64.85 | 73.36 | 71.64 | 2 | 67.30 | X     | 73.67 |
| 9     | 642  | Taylor CAMPBELL      | GBR     | 30 Jun 96     | 7     | <b>73.12</b> |            | 70.38 | X     | 73.12 |   |       |       |       |
| 10    | 1262 | Tshepang MAKHETHE    | RSA     | 19 Feb 96     | 9     | <b>72.94</b> |            | 70.54 | 72.36 | 72.94 |   |       |       |       |
| 11    | 1091 | Denzel COMENENTIA    | NED     | 25 Nov 95     | 2     | <b>68.65</b> |            | X     | 68.65 | X     |   |       |       |       |
|       | 820  | Hilmar Örn JÓNSSON   | ISL     | 06 May 96     | 8     | <b>NM</b>    |            | X     | X     | X     |   |       |       |       |

| ALL-TIME TOP LIST |                            |                  |           | SEASON TOP LIST |                            |                 |           |
|-------------------|----------------------------|------------------|-----------|-----------------|----------------------------|-----------------|-----------|
| RESULT            | NAME                       | VENUE            | DATE      | RESULT          | NAME                       | VENUE           | DATE      |
| 85.57             | Ashraf Amgad ELSEIFY (QAT) | Barcelona (OS)   | 14 Jul 12 | 84.71           | Ashraf Amgad ELSEIFY (QAT) | Eugene          | 25 Jul 14 |
| 82.97             | Javier CIENFUEGOS (ESP)    | Madrid (Tajamar) | 17 Jun 09 | 80.29           | Bence PÁSZTOR (HUN)        | Budapest        | 15 Jun 14 |
| 82.84             | Quentin BIGOT (FRA)        | Bondoufle        | 16 Oct 11 | 78.23           | Ilya TEREITYEV (RUS)       | Cheboksary      | 16 Jun 14 |
| 82.62             | Evgeniy AYDAMIROV (RUS)    | Tula, RUS        | 22 Jul 06 | 77.85           | Igor EVSEEV (RUS)          | Krasnodar       | 19 May 14 |
| 81.34             | Krisztián PARS (HUN)       | Szombathely      | 2 Sep 01  | 77.34           | Maksim MITSKOU (BLR)       | Brest, BLR      | 25 Jun 14 |
| 81.16             | Özkan BALTACI (TUR)        | Ankara           | 31 Jul 13 | 76.50           | Matija GREGURIC (CRO)      | Bar             | 1 May 14  |
| 81.15             | Ákos HUDI (HUN)            | Veszprém         | 7 Jul 10  | 76.06           | Raman ZHOLUDZEU (BLR)      | Brest, BLR      | 25 Jun 14 |
| 81.04             | Werner SMIT (RSA)          | Bellville        | 29 Mar 03 | 76.03           | Hilmar Örn JÓNSSON (ISL)   | Eugene          | 24 Jul 14 |
| 80.79             | Conor MCCULLOUGH (USA)     | Moncton          | 25 Jul 10 | 75.88           | Alexei MIKHAILOV (GER)     | Eugene          | 25 Jul 14 |
| 80.70             | Valeriy PRONKIN (RUS)      | Adler            | 23 Apr 13 | 75.87           | Matthew DENNY (AUS)        | Gold Coast (GU) | 28 Jun 14 |



## SUMMARY



## Hammer Throw (6kg) Men - Qualification

With qualifying standard of 74.50 (Q) or at least the 12 best performers (q) advance to the Final

| RECORDS              | RESULT     | NAME                   | COUNTRY              | AGE           | VENUE     | DATE                  |           |
|----------------------|------------|------------------------|----------------------|---------------|-----------|-----------------------|-----------|
| World Junior Record  | <b>WJR</b> | 85.57                  | Ashraf Amgad ELSEIFY | QAT           | 17        | Barcelona 14 Jul 2012 |           |
| Championships Record | <b>CR</b>  | 80.79                  | Conor MCCULLOUGH     | USA           | 19        | Moncton 25 Jul 2010   |           |
| World Junior Leading | <b>WJL</b> | 84.66                  | Ashraf Amgad ELSEIFY | QAT           | 19        | Rhede 11 Jul 2014     |           |
| Area Junior Record   | <b>AJR</b> | National Junior Record | <b>NJR</b>           | Personal Best | <b>PB</b> | Season Best           | <b>SB</b> |

24 July 2014

| RANK | PLACE | GROUP | BIB  | NAME                  | COUNTRY | DATE of BIRTH | RESULT                    |
|------|-------|-------|------|-----------------------|---------|---------------|---------------------------|
| 1    | 1     | B     | 780  | Bence PÁSZTOR         | HUN     | 05 Feb 95     | <b>79.26 Q</b>            |
| 2    | 1     | A     | 1237 | Ashraf Amgad ELSEIFY  | QAT     | 20 Feb 95     | <b>77.65 Q</b>            |
| 3    | 2     | A     | 820  | Hilmar Örn JÓNSSON    | ISL     | 06 May 96     | <b>76.03 Q</b> <b>NJR</b> |
| 4    | 2     | B     | 118  | Joaquín GÓMEZ         | ARG     | 14 Oct 96     | <b>75.77 Q</b> <b>AJR</b> |
| 5    | 3     | B     | 1299 | Ilya TERENTYEV        | RUS     | 25 Jan 95     | <b>75.39 Q</b>            |
| 6    | 3     | A     | 707  | Alexei MIKHAILOV      | GER     | 12 Apr 96     | <b>74.89 Q</b> <b>PB</b>  |
| 7    | 4     | B     | 408  | Matija GREGURIC       | CRO     | 17 Sep 96     | <b>74.28 q</b>            |
| 8    | 5     | B     | 1091 | Denzel COMENENTIA     | NED     | 25 Nov 95     | <b>73.11 q</b>            |
| 9    | 4     | A     | 1262 | Tshepang MAKHETHE     | RSA     | 19 Feb 96     | <b>72.99 q</b>            |
| 10   | 6     | B     | 642  | Taylor CAMPBELL       | GBR     | 30 Jun 96     | <b>72.87 q</b>            |
| 11   | 5     | A     | 1287 | Igor EVSEEV           | RUS     | 27 Mar 96     | <b>72.52 q</b>            |
| 12   | 6     | A     | 256  | Maksim MITSKOU        | BLR     | 01 Dec 95     | <b>72.38 q</b>            |
| 13   | 7     | B     | 1479 | Tolgahan YAVUZ        | TUR     | 10 Aug 95     | <b>72.27</b>              |
| 14   | 7     | A     | 776  | Bence HALÁSZ          | HUN     | 04 Aug 97     | <b>71.95</b>              |
| 15   | 8     | B     | 1236 | Ahmed Amgad ELSIFY    | QAT     | 01 Oct 96     | <b>71.69</b> <b>PB</b>    |
| 16   | 9     | B     | 364  | Humberto MANSILLA     | CHI     | 22 May 96     | <b>71.28</b>              |
| 17   | 10    | B     | 261  | Raman ZHOLUDZEU       | BLR     | 08 Jan 96     | <b>70.73</b>              |
| 18   | 8     | A     | 584  | Markus KOKKONEN       | FIN     | 17 May 95     | <b>70.47</b>              |
| 19   | 9     | A     | 1501 | Artem POLESHKO        | UKR     | 13 Feb 95     | <b>69.96</b>              |
| 20   | 10    | A     | 1539 | Charles IONATA        | USA     | 22 Jan 95     | <b>69.93</b> <b>PB</b>    |
| 21   | 11    | A     | 362  | Gabriel KEHR          | CHI     | 03 Sep 96     | <b>69.84</b> <b>PB</b>    |
| 22   | 11    | B     | 510  | Kevin ARREAGA         | ESP     | 23 Oct 95     | <b>69.65</b>              |
| 23   | 12    | B     | 146  | Matthew DENNY         | AUS     | 02 Jun 96     | <b>69.16</b>              |
| 24   | 13    | B     | 1534 | Clarence GALLOP       | USA     | 27 Jul 95     | <b>65.95</b>              |
| 25   | 12    | A     | 149  | Costa KOUSPARIS       | AUS     | 12 Jun 96     | <b>65.93</b>              |
| 26   | 13    | A     | 511  | Miguel Alberto BLANCO | ESP     | 22 Feb 96     | <b>62.67</b>              |
|      |       | B     | 1499 | Volodymyr MYSLYVCHUK  | UKR     | 25 Apr 96     | <b>DNS</b>                |

| ALL-TIME TOP LIST |                            |                  |           | SEASON TOP LIST |                            |                 |           |
|-------------------|----------------------------|------------------|-----------|-----------------|----------------------------|-----------------|-----------|
| RESULT            | NAME                       | VENUE            | DATE      | RESULT          | NAME                       | VENUE           | DATE      |
| 85.57             | Ashraf Amgad ELSEIFY (QAT) | Barcelona (OS)   | 14 Jul 12 | 84.66           | Ashraf Amgad ELSEIFY (QAT) | Rhede           | 11 Jul 14 |
| 82.97             | Javier CIENFUEGOS (ESP)    | Madrid (Tajamar) | 17 Jun 09 | 80.29           | Bence PÁSZTOR (HUN)        | Budapest        | 15 Jun 14 |
| 82.84             | Quentin BIGOT (FRA)        | Bondoufle        | 16 Oct 11 | 78.23           | Ilya TERENTYEV (RUS)       | Cheboksary      | 16 Jun 14 |
| 82.62             | Evgeniy AYDAMIROV (RUS)    | Tula, RUS        | 22 Jul 06 | 77.85           | Igor EVSEEV (RUS)          | Krasnodar       | 19 May 14 |
| 81.34             | Krisztián PARS (HUN)       | Szombathely      | 2 Sep 01  | 77.34           | Maksim MITSKOU (BLR)       | Brest, BLR      | 25 Jun 14 |
| 81.16             | Özkan BALTACI (TUR)        | Ankara           | 31 Jul 13 | 76.50           | Matija GREGURIC (CRO)      | Bar             | 1 May 14  |
| 81.15             | Ákos HUDI (HUN)            | Veszprém         | 7 Jul 10  | 76.06           | Raman ZHOLUDZEU (BLR)      | Brest, BLR      | 25 Jun 14 |
| 81.04             | Werner SMIT (RSA)          | Bellville        | 29 Mar 03 | 76.03           | Hilmar Örn JÓNSSON (ISL)   | Eugene          | 24 Jul 14 |
| 80.79             | Conor MCCULLOUGH (USA)     | Moncton          | 25 Jul 10 | 75.87           | Matthew DENNY (AUS)        | Gold Coast (GU) | 28 Jun 14 |
| 80.70             | Valeriy PRONKIN (RUS)      | Adler            | 23 Apr 13 | 75.77           | Joaquín GÓMEZ (ARG)        | Eugene          | 24 Jul 14 |

# RESULTS



## Hammer Throw (6kg) Men - Qualification

With qualifying standard of 74.50 (Q) or at least the 12 best performers (q) advance to the Final

| RECORDS                         | RESULT NAME                       | COUNTRY                 | AGE                   | VENUE     | DATE        |
|---------------------------------|-----------------------------------|-------------------------|-----------------------|-----------|-------------|
| World Junior Record <b>WJR</b>  | <b>85.57</b> Ashraf Amgad ELSEIFY | QAT                     | 17                    | Barcelona | 14 Jul 2012 |
| Championships Record <b>CR</b>  | <b>80.79</b> Conor MCCULLOUGH     | USA                     | 19                    | Moncton   | 25 Jul 2010 |
| World Junior Leading <b>WJL</b> | <b>84.66</b> Ashraf Amgad ELSEIFY | QAT                     | 19                    | Rhede     | 11 Jul 2014 |
| Area Junior Record <b>AJR</b>   | National Junior Record <b>NJR</b> | Personal Best <b>PB</b> | Season Best <b>SB</b> |           |             |

### Group A

**24 July 2014** 10:30 START TIME  
11:09 END TIME  
TEMPERATURE 16° C → 20° C  
HUMIDITY 68 % → 56 %

| PLACE | BIB  | NAME                  | COUNTRY | DATE of BIRTH | ORDER | RESULT                    | 1     | 2     | 3     |
|-------|------|-----------------------|---------|---------------|-------|---------------------------|-------|-------|-------|
| 1     | 1237 | Ashraf Amgad ELSEIFY  | QAT     | 20 Feb 95     | 1     | <b>77.65</b> Q            | 77.65 |       |       |
| 2     | 820  | Hilmar Örn JÓNSSON    | ISL     | 06 May 96     | 5     | <b>76.03</b> Q <b>NJR</b> | X     | 76.03 |       |
| 3     | 707  | Alexei MIKHAILOV      | GER     | 12 Apr 96     | 12    | <b>74.89</b> Q <b>PB</b>  | 74.89 |       |       |
| 4     | 1262 | Tshepang MAKHETHE     | RSA     | 19 Feb 96     | 9     | <b>72.99</b> q            | 72.83 | 72.99 | 72.95 |
| 5     | 1287 | Igor EVSEEV           | RUS     | 27 Mar 96     | 3     | <b>72.52</b> q            | 69.45 | 69.97 | 72.52 |
| 6     | 256  | Maksim MITSKOU        | BLR     | 01 Dec 95     | 4     | <b>72.38</b> q            | 72.38 | X     | 72.26 |
| 7     | 776  | Bence HALÁSZ          | HUN     | 04 Aug 97     | 13    | <b>71.95</b>              | X     | 71.95 | 71.64 |
| 8     | 584  | Markus KOKKONEN       | FIN     | 17 May 95     | 2     | <b>70.47</b>              | 68.93 | 70.47 | 69.86 |
| 9     | 1501 | Artem POLESHKO        | UKR     | 13 Feb 95     | 8     | <b>69.96</b>              | 69.21 | 69.96 | 69.91 |
| 10    | 1539 | Charles IONATA        | USA     | 22 Jan 95     | 11    | <b>69.93</b> <b>PB</b>    | 64.46 | 64.07 | 69.93 |
| 11    | 362  | Gabriel KEHR          | CHI     | 03 Sep 96     | 10    | <b>69.84</b> <b>PB</b>    | 68.87 | 69.38 | 69.84 |
| 12    | 149  | Costa KOUSPARIS       | AUS     | 12 Jun 96     | 7     | <b>65.93</b>              | 65.24 | 62.20 | 65.93 |
| 13    | 511  | Miguel Alberto BLANCO | ESP     | 22 Feb 96     | 6     | <b>62.67</b>              | 62.67 | X     | X     |

### Group B

**24 July 2014** 11:59 START TIME  
12:41 END TIME  
TEMPERATURE 20° C → 21° C  
HUMIDITY 56 % → 53 %

| PLACE | BIB  | NAME                 | COUNTRY | DATE of BIRTH | ORDER | RESULT                    | 1     | 2     | 3     |
|-------|------|----------------------|---------|---------------|-------|---------------------------|-------|-------|-------|
| 1     | 780  | Bence PÁSZTOR        | HUN     | 05 Feb 95     | 1     | <b>79.26</b> Q            | 79.26 |       |       |
| 2     | 118  | Joaquín GÓMEZ        | ARG     | 14 Oct 96     | 7     | <b>75.77</b> Q <b>AJR</b> | 67.09 | 75.77 |       |
| 3     | 1299 | Ilya TEREITYEV       | RUS     | 25 Jan 95     | 8     | <b>75.39</b> Q            | 75.39 |       |       |
| 4     | 408  | Matija GREGURIC      | CRO     | 17 Sep 96     | 6     | <b>74.28</b> q            | 74.02 | 74.28 | X     |
| 5     | 1091 | Denzel COMENENTIA    | NED     | 25 Nov 95     | 13    | <b>73.11</b> q            | 67.71 | 73.11 | 67.40 |
| 6     | 642  | Taylor CAMPBELL      | GBR     | 30 Jun 96     | 14    | <b>72.87</b> q            | 72.19 | 72.87 | X     |
| 7     | 1479 | Tolgahan YAVUZ       | TUR     | 10 Aug 95     | 3     | <b>72.27</b>              | 68.92 | 72.27 | 69.78 |
| 8     | 1236 | Ahmed Amgad ELSIFY   | QAT     | 01 Oct 96     | 2     | <b>71.69</b> <b>PB</b>    | 71.69 | 68.84 | 71.30 |
| 9     | 364  | Humberto MANSILLA    | CHI     | 22 May 96     | 12    | <b>71.28</b>              | 69.87 | 71.28 | 70.06 |
| 10    | 261  | Raman ZHOLUDZEU      | BLR     | 08 Jan 96     | 9     | <b>70.73</b>              | 70.73 | 68.84 | X     |
| 11    | 510  | Kevin ARREAGA        | ESP     | 23 Oct 95     | 11    | <b>69.65</b>              | X     | X     | 69.65 |
| 12    | 146  | Matthew DENNY        | AUS     | 02 Jun 96     | 5     | <b>69.16</b>              | X     | 69.16 | X     |
| 13    | 1534 | Clarence GALLOP      | USA     | 27 Jul 95     | 4     | <b>65.95</b>              | 65.95 | 65.20 | 63.23 |
|       | 1499 | Volodymyr MYSLYVCHUK | UKR     | 25 Apr 96     | 10    | <b>DNS</b>                |       |       |       |

#### ALL-TIME TOP LIST

| RESULT | NAME                       | VENUE            | DATE      |
|--------|----------------------------|------------------|-----------|
| 85.57  | Ashraf Amgad ELSEIFY (QAT) | Barcelona (OS)   | 14 Jul 12 |
| 82.97  | Javier CIENFUEGOS (ESP)    | Madrid (Tajamar) | 17 Jun 09 |
| 82.84  | Quentin BIGOT (FRA)        | Bondoufle        | 16 Oct 11 |
| 82.62  | Evgeniy AYDAMIROV (RUS)    | Tula, RUS        | 22 Jul 06 |
| 81.34  | Krisztián PARS (HUN)       | Szombathely      | 2 Sep 01  |
| 81.16  | Özkan BALTACI (TUR)        | Ankara           | 31 Jul 13 |
| 81.15  | Ákos HUDI (HUN)            | Veszprém         | 7 Jul 10  |
| 81.04  | Werner SMIT (RSA)          | Bellville        | 29 Mar 03 |
| 80.79  | Conor MCCULLOUGH (USA)     | Moncton          | 25 Jul 10 |
| 80.70  | Valeriy PRONKIN (RUS)      | Adler            | 23 Apr 13 |

#### SEASON TOP LIST

| RESULT | NAME                       | VENUE           | DATE      |
|--------|----------------------------|-----------------|-----------|
| 84.66  | Ashraf Amgad ELSEIFY (QAT) | Rhede           | 11 Jul 14 |
| 80.29  | Bence PÁSZTOR (HUN)        | Budapest        | 15 Jun 14 |
| 78.23  | Ilya TEREITYEV (RUS)       | Cheboksary      | 16 Jun 14 |
| 77.85  | Igor EVSEEV (RUS)          | Krasnodar       | 19 May 14 |
| 77.34  | Maksim MITSKOU (BLR)       | Brest, BLR      | 25 Jun 14 |
| 76.50  | Matija GREGURIC (CRO)      | Bar             | 1 May 14  |
| 76.06  | Raman ZHOLUDZEU (BLR)      | Brest, BLR      | 25 Jun 14 |
| 76.03  | Hilmar Örn JÓNSSON (ISL)   | Eugene          | 24 Jul 14 |
| 75.87  | Matthew DENNY (AUS)        | Gold Coast (GU) | 28 Jun 14 |
| 75.77  | Joaquín GÓMEZ (ARG)        | Eugene          | 24 Jul 14 |



# RESULTS



## Javelin Throw Men - Final

| RECORDS                         | RESULT                            | NAME                    | COUNTRY               | AGE | VENUE         | DATE        |
|---------------------------------|-----------------------------------|-------------------------|-----------------------|-----|---------------|-------------|
| World Junior Record <b>WJR</b>  | <b>84.69</b>                      | Zigismunds SIRMAIS      | LAT                   | 19  | Bauska        | 22 Jun 2011 |
| Championships Record <b>CR</b>  | <b>83.07</b>                      | John Robert OOSTHUIZEN  | RSA                   | 19  | Beijing (CSC) | 19 Aug 2006 |
| World Junior Leading <b>WJL</b> | <b>75.38</b>                      | Matija MUHAR            | SLO                   | 18  | Split         | 10 May 2014 |
| Area Junior Record <b>AJR</b>   | National Junior Record <b>NJR</b> | Personal Best <b>PB</b> | Season Best <b>SB</b> |     |               |             |

27 July 2014 15:24 START TIME 28° C 37 %  
 TEMPERATURE HUMIDITY  
 16:29 END TIME 29° C 35 %

| PLACE | BIB  | NAME                | COUNTRY | DATE of BIRTH | ORDER | RESULT                 | 1     | 2     | 3     | ORDER | 4     | 5     | 6     |
|-------|------|---------------------|---------|---------------|-------|------------------------|-------|-------|-------|-------|-------|-------|-------|
| 1     | 1014 | Gatis CAKŠS         | LAT     | 13 Jun 95     | 10    | <b>74.04</b> <b>PB</b> | 70.65 | 70.21 | 70.06 | 4     | 70.70 | 70.89 | 74.04 |
| 2     | 1329 | Matija MUHAR        | SLO     | 22 Jul 96     | 2     | <b>72.97</b>           | 71.72 | 72.97 | 69.53 | 8     | 70.09 | 66.52 | X     |
| 3     | 1049 | Andrian MARDARE     | MDA     | 20 Jun 95     | 8     | <b>72.81</b>           | 72.81 | X     | 67.20 | 7     | X     | 68.77 | 69.83 |
| 4     | 689  | Jonas BONEWIT       | GER     | 30 Jul 95     | 7     | <b>71.62</b>           | 71.62 | 69.15 | 68.36 | 6     | X     | X     | 71.05 |
| 5     | 1450 | Shakeil WAITHE      | TTO     | 10 Jun 95     | 3     | <b>70.78</b>           | 70.15 | X     | 70.78 | 5     | X     | X     | 68.14 |
| 6     | 1024 | Edis MATUSEVICIUS   | LTU     | 30 Jun 96     | 9     | <b>70.58</b>           | 68.97 | 66.85 | 69.96 | 2     | 70.58 | 70.54 | 65.09 |
| 7     | 758  | Ioánnis KIRIAZÍS    | GRE     | 19 Jan 96     | 5     | <b>70.38</b>           | 70.38 | X     | X     | 3     | 64.72 | 64.77 | 65.90 |
| 8     | 935  | Shu MORI            | JPN     | 14 Nov 96     | 12    | <b>69.73</b>           | 69.73 | 69.66 | 66.75 | 1     | 67.34 | 64.70 | X     |
| 9     | 1427 | Shui-Chang HSU      | TPE     | 08 May 95     | 11    | <b>67.94</b>           | 67.94 | X     | 61.57 |       |       |       |       |
| 10    | 933  | Takuto KOMINAMI     | JPN     | 26 Jul 95     | 1     | <b>67.07</b>           | X     | 67.07 | 66.95 |       |       |       |       |
| 11    | 1176 | Mateusz KWASNIEWSKI | POL     | 16 Jul 95     | 4     | <b>66.10</b>           | X     | 66.10 | X     |       |       |       |       |
| 12    | 818  | Sindri GUDMUNDSSON  | ISL     | 21 Nov 95     | 6     | <b>65.61</b>           | 65.61 | 62.74 | X     |       |       |       |       |

| ALL-TIME TOP LIST |                              |               |           | SEASON TOP LIST |                           |               |           |
|-------------------|------------------------------|---------------|-----------|-----------------|---------------------------|---------------|-----------|
| RESULT            | NAME                         | VENUE         | DATE      | RESULT          | NAME                      | VENUE         | DATE      |
| 84.69             | Zigismunds SIRMAIS (LAT)     | Bauska        | 22 Jun 11 | 75.38           | Matija MUHAR (SLO)        | Split         | 10 May 14 |
| 84.58             | Keshorn WALCOTT (TTO)        | London (OP)   | 11 Aug 12 | 74.46           | Andrian MARDARE (MDA)     | Eugene        | 25 Jul 14 |
| 83.87             | Andreas THORKILDSEN (NOR)    | Bergen        | 7 Jun 01  | 74.26           | Pieter KRIEL (RSA)        | Stellenbosch  | 5 Apr 14  |
| 83.55             | Aleksandr IVANOV (RUS)       | Tula, RUS     | 14 Jul 01 | 74.20           | Shu MORI (JPN)            | Saijo         | 4 May 14  |
| 83.07             | John Robert OOSTHUIZEN (RSA) | Beijing (CSC) | 19 Aug 06 | 74.04           | Gatis CAKŠS (LAT)         | Eugene        | 27 Jul 14 |
| 82.52             | Harri HAATAINEN (FIN)        | Leppävirta    | 25 May 96 | 73.66           | Raul Stefan RUSU (ROU)    | Bucuresti     | 20 Jun 14 |
| 82.52             | Till WÖSCHLER (GER)          | Moncton       | 23 Jul 10 | 73.66           | Ioánnis KIRIAZÍS (GRE)    | Sérres        | 6 Jul 14  |
| 81.95             | Jakub VADLEJCH (CZE)         | Domažlice     | 26 Sep 09 | 73.37           | Norbert RIVASZ-TÓTH (HUN) | Budapest      | 15 Jun 14 |
| 81.80             | Serqey VOYNOV (UZB)          | Tashkent      | 6 Jun 96  | 73.28           | Jarne DUCHATEAU (BEL)     | Lomme         | 29 May 14 |
| 80.94             | Aki PARVIAINEN (FIN)         | Jyväskylä     | 5 Jul 92  | 72.75           | Shakeil WAITHE (TTO)      | Port of Spain | 22 Jun 14 |

## SUMMARY



## Javelin Throw Men - Qualification

With qualifying standard of 72.00 (Q) or at least the 12 best performers (q) advance to the Final

| RECORDS              | RESULT     | NAME                   | COUNTRY                | AGE           | VENUE     | DATE                      |           |
|----------------------|------------|------------------------|------------------------|---------------|-----------|---------------------------|-----------|
| World Junior Record  | <b>WJR</b> | 84.69                  | Zigismunds SIRMAIS     | LAT           | 19        | Bauska 22 Jun 2011        |           |
| Championships Record | <b>CR</b>  | 83.07                  | John Robert OOSTHUIZEN | RSA           | 19        | Beijing (CSC) 19 Aug 2006 |           |
| World Junior Leading | <b>WJL</b> | 75.38                  | Matija MUHAR           | SLO           | 18        | Split 10 May 2014         |           |
| Area Junior Record   | <b>AJR</b> | National Junior Record | <b>NJR</b>             | Personal Best | <b>PB</b> | Season Best               | <b>SB</b> |

25 July 2014

| RANK | PLACE | GROUP | BIB  | NAME                      | COUNTRY | DATE of BIRTH | RESULT                   |
|------|-------|-------|------|---------------------------|---------|---------------|--------------------------|
| 1    | 1     | A     | 1049 | Andrian MARDARE           | MDA     | 20 Jun 95     | <b>74.46 Q</b> <b>PB</b> |
| 2    | 2     | A     | 1329 | Matija MUHAR              | SLO     | 22 Jul 96     | <b>70.69 q</b>           |
| 3    | 3     | A     | 689  | Jonas BONEWIT             | GER     | 30 Jul 95     | <b>70.43 q</b>           |
| 4    | 4     | A     | 818  | Sindri GUDMUNDSSON        | ISL     | 21 Nov 95     | <b>69.99 q</b>           |
| 5    | 1     | B     | 935  | Shu MORI                  | JPN     | 14 Nov 96     | <b>69.67 q</b>           |
| 6    | 5     | A     | 758  | Ioánnis KIRIAZÍS          | GRE     | 19 Jan 96     | <b>69.19 q</b>           |
| 7    | 2     | B     | 1014 | Gatis CAKŠS               | LAT     | 13 Jun 95     | <b>68.38 q</b>           |
| 8    | 6     | A     | 1450 | Shakeil WAITHE            | TTO     | 10 Jun 95     | <b>68.19 q</b>           |
| 9    | 3     | B     | 1024 | Edis MATUSEVICIUS         | LTU     | 30 Jun 96     | <b>67.64 q</b>           |
| 10   | 4     | B     | 1427 | Shui-Chang HSU            | TPE     | 08 May 95     | <b>67.19 q</b>           |
| 11   | 7     | A     | 933  | Takuto KOMINAMI           | JPN     | 26 Jul 95     | <b>67.02 q</b>           |
| 12   | 5     | B     | 1176 | Mateusz KWASNIEWSKI       | POL     | 16 Jul 95     | <b>66.70 q</b>           |
| 13   | 6     | B     | 1243 | George ZAHARIA            | ROU     | 03 Aug 95     | <b>66.60</b>             |
| 14   | 7     | B     | 525  | Nicolás QUIJERA           | ESP     | 24 Jun 96     | <b>66.19</b>             |
| 15   | 8     | B     | 782  | Norbert RIVASZ-TÓTH       | HUN     | 06 May 96     | <b>66.02</b>             |
| 16   | 9     | B     | 497  | Majid Mohsen Ali AL-BADRI | EGY     | 29 Sep 95     | <b>65.37</b>             |
| 17   | 10    | B     | 1560 | Curtis THOMPSON           | USA     | 08 Feb 96     | <b>64.89</b>             |
| 18   | 11    | B     | 1261 | Pieter KRIEL              | RSA     | 23 Jan 95     | <b>64.85</b>             |
| 19   | 8     | A     | 1191 | Mateusz STRZESZEWSKI      | POL     | 13 Nov 97     | <b>63.86</b>             |
| 20   | 12    | B     | 255  | Mikalai KLIMUK            | BLR     | 20 Dec 96     | <b>63.57</b>             |
| 21   | 9     | A     | 824  | Alan FERBER               | ISR     | 25 Dec 95     | <b>63.48</b>             |
| 22   | 10    | A     | 512  | Pablo BUGALLO             | ESP     | 31 May 96     | <b>63.34</b>             |
| 23   | 11    | A     | 158  | Rhys STEIN                | AUS     | 15 May 96     | <b>62.68</b>             |
| 24   | 13    | B     | 1384 | Quincy ANDERSSON          | SWE     | 20 Feb 95     | <b>61.58</b>             |
| 25   | 14    | B     | 1377 | Maximilian SLEZÁK         | SVK     | 02 Jul 96     | <b>61.45</b>             |
| 26   | 12    | A     | 1241 | Raul Stefan RUSU          | ROU     | 20 Jul 95     | <b>61.36</b>             |
| 27   | 13    | A     | 243  | Jarne DUCHATEAU           | BEL     | 12 Nov 96     | <b>61.20</b>             |
| 28   | 15    | B     | 997  | Deokyeong CHOE            | KOR     | 11 May 95     | <b>60.34</b>             |
| 29   | 14    | A     | 798  | Parvinder KUMAR           | IND     | 08 Mar 95     | <b>59.59</b>             |
| 30   | 16    | B     | 414  | Ante-Roko ZEMUNIK         | CRO     | 30 Sep 95     | <b>55.92</b>             |
|      |       | A     | 645  | Freddie CURTIS            | GBR     | 06 Feb 95     | <b>NM</b>                |



**SUMMARY**  
**Javelin Throw Men - Qualification**

25 July 2014

| RANK | PLACE | GROUP | BIB | NAME | COUNTRY | DATE of BIRTH | RESULT |
|------|-------|-------|-----|------|---------|---------------|--------|
|------|-------|-------|-----|------|---------|---------------|--------|

| ALL-TIME TOP LIST |                              |               |           | SEASON TOP LIST |                           |               |           |
|-------------------|------------------------------|---------------|-----------|-----------------|---------------------------|---------------|-----------|
| RESULT            | NAME                         | VENUE         | DATE      | RESULT          | NAME                      | VENUE         | DATE      |
| 84.69             | Zigismunds SIRMAIS (LAT)     | Bauska        | 22 Jun 11 | 75.38           | Matija MUHAR (SLO)        | Split         | 10 May 14 |
| 84.58             | Keshorn WALCOTT (TTO)        | London (OP)   | 11 Aug 12 | 74.46           | Andrian MARDARE (MDA)     | Eugene        | 25 Jul 14 |
| 83.87             | Andreas THORKILDSEN (NOR)    | Bergen        | 7 Jun 01  | 74.26           | Pieter KRIEL (RSA)        | Stellenbosch  | 5 Apr 14  |
| 83.55             | Aleksandr IVANOV (RUS)       | Tula, RUS     | 14 Jul 01 | 74.20           | Shu MORI (JPN)            | Saijo         | 4 May 14  |
| 83.07             | John Robert OOSTHUIZEN (RSA) | Beijing (CSC) | 19 Aug 06 | 73.66           | Raul Stefan RUSU (ROU)    | Bucuresti     | 20 Jun 14 |
| 82.52             | Harri HAATAINEN (FIN)        | Leppävirta    | 25 May 96 | 73.66           | Ioánnis KIRIAZÍS (GRE)    | Sérres        | 6 Jul 14  |
| 82.52             | Till WÖSCHLER (GER)          | Moncton       | 23 Jul 10 | 73.37           | Norbert RIVASZ-TÓTH (HUN) | Budapest      | 15 Jun 14 |
| 81.95             | Jakub VADLEJCH (CZE)         | Domažlice     | 26 Sep 09 | 73.34           | Gatis ČAKŠS (LAT)         | Riga          | 29 May 14 |
| 81.80             | Serqey VOYNOV (UZB)          | Tashkent      | 6 Jun 96  | 73.28           | Jarne DUCHATEAU (BEL)     | Lomme         | 29 May 14 |
| 80.94             | Aki PARVIAINEN (FIN)         | Jyväskylä     | 5 Jul 92  | 72.75           | Shakeil WAITHE (TTO)      | Port of Spain | 22 Jun 14 |



# RESULTS



## Javelin Throw Men - Qualification

With qualifying standard of 72.00 (Q) or at least the 12 best performers (q) advance to the Final

| RECORDS              | RESULT     | NAME                   | COUNTRY                | AGE           | VENUE     | DATE                      |           |
|----------------------|------------|------------------------|------------------------|---------------|-----------|---------------------------|-----------|
| World Junior Record  | <b>WJR</b> | <b>84.69</b>           | Zigismunds SIRMAIS     | LAT           | 19        | Bauska 22 Jun 2011        |           |
| Championships Record | <b>CR</b>  | <b>83.07</b>           | John Robert OOSTHUIZEN | RSA           | 19        | Beijing (CSC) 19 Aug 2006 |           |
| World Junior Leading | <b>WJL</b> | <b>75.38</b>           | Matija MUHAR           | SLO           | 18        | Split 10 May 2014         |           |
| Area Junior Record   | <b>AJR</b> | National Junior Record | <b>NJR</b>             | Personal Best | <b>PB</b> | Season Best               | <b>SB</b> |

### Group A

25 July 2014 12:35 START TIME 22° C 50 %  
TEMPERATURE HUMIDITY  
13:16 END TIME 24° C 41 %

| PLACE | BIB  | NAME                 | COUNTRY | DATE of BIRTH | ORDER | RESULT                   | 1     | 2     | 3     |
|-------|------|----------------------|---------|---------------|-------|--------------------------|-------|-------|-------|
| 1     | 1049 | Andrian MARDARE      | MDA     | 20 Jun 95     | 9     | <b>74.46</b> Q <b>PB</b> | 74.46 |       |       |
| 2     | 1329 | Matija MUHAR         | SLO     | 22 Jul 96     | 3     | <b>70.69</b> q           | 70.55 | 70.69 | X     |
| 3     | 689  | Jonas BONEWIT        | GER     | 30 Jul 95     | 1     | <b>70.43</b> q           | 67.20 | 66.45 | 70.43 |
| 4     | 818  | Sindri GUDMUNDSSON   | ISL     | 21 Nov 95     | 2     | <b>69.99</b> q           | 60.90 | 60.21 | 69.99 |
| 5     | 758  | Ioánnis KIRIAZÍS     | GRE     | 19 Jan 96     | 13    | <b>69.19</b> q           | 68.39 | 65.18 | 69.19 |
| 6     | 1450 | Shakeil WAITHE       | TTO     | 10 Jun 95     | 12    | <b>68.19</b> q           | 68.19 | X     | X     |
| 7     | 933  | Takuto KOMINAMI      | JPN     | 26 Jul 95     | 15    | <b>67.02</b> q           | X     | 64.60 | 67.02 |
| 8     | 1191 | Mateusz STRZESZEWSKI | POL     | 13 Nov 97     | 7     | <b>63.86</b>             | X     | 63.86 | X     |
| 9     | 824  | Alan FERBER          | ISR     | 25 Dec 95     | 8     | <b>63.48</b>             | 60.82 | 63.48 | 59.25 |
| 10    | 512  | Pablo BUGALLO        | ESP     | 31 May 96     | 4     | <b>63.34</b>             | 61.28 | 63.34 | 61.22 |
| 11    | 158  | Rhys STEIN           | AUS     | 15 May 96     | 6     | <b>62.68</b>             | 59.88 | 55.84 | 62.68 |
| 12    | 1241 | Raul Stefan RUSU     | ROU     | 20 Jul 95     | 5     | <b>61.36</b>             | 61.36 | X     | 59.87 |
| 13    | 243  | Jarne DUCHATEAU      | BEL     | 12 Nov 96     | 14    | <b>61.20</b>             | 59.83 | X     | 61.20 |
| 14    | 798  | Parvinder KUMAR      | IND     | 08 Mar 95     | 11    | <b>59.59</b>             | 58.85 | X     | 59.59 |
|       | 645  | Freddie CURTIS       | GBR     | 06 Feb 95     | 10    | <b>NM</b>                | X     | X     | X     |

### Group B

25 July 2014 13:53 START TIME 24° C 41 %  
TEMPERATURE HUMIDITY  
14:36 END TIME 26° C 37 %

| PLACE | BIB  | NAME                      | COUNTRY | DATE of BIRTH | ORDER | RESULT         | 1     | 2     | 3     |
|-------|------|---------------------------|---------|---------------|-------|----------------|-------|-------|-------|
| 1     | 935  | Shu MORI                  | JPN     | 14 Nov 96     | 3     | <b>69.67</b> q | 67.53 | 66.03 | 69.67 |
| 2     | 1014 | Gatis CAKŠS               | LAT     | 13 Jun 95     | 10    | <b>68.38</b> q | 68.38 | X     | X     |
| 3     | 1024 | Edis MATUSEVICIUS         | LTU     | 30 Jun 96     | 13    | <b>67.64</b> q | 64.89 | 62.01 | 67.64 |
| 4     | 1427 | Shui-Chang HSU            | TPE     | 08 May 95     | 6     | <b>67.19</b> q | X     | 65.95 | 67.19 |
| 5     | 1176 | Mateusz KWASNIEWSKI       | POL     | 16 Jul 95     | 16    | <b>66.70</b> q | X     | 66.70 | X     |
| 6     | 1243 | George ZAHARIA            | ROU     | 03 Aug 95     | 4     | <b>66.60</b>   | 65.01 | X     | 66.60 |
| 7     | 525  | Nicolás QUIJERA           | ESP     | 24 Jun 96     | 15    | <b>66.19</b>   | 65.19 | 63.83 | 66.19 |
| 8     | 782  | Norbert RIVASZ-TÓTH       | HUN     | 06 May 96     | 7     | <b>66.02</b>   | 66.02 | 62.44 | 60.28 |
| 9     | 497  | Majid Mohsen Ali AL-BADRI | EGY     | 29 Sep 95     | 14    | <b>65.37</b>   | 60.92 | 65.37 | 63.50 |
| 10    | 1560 | Curtis THOMPSON           | USA     | 08 Feb 96     | 11    | <b>64.89</b>   | 61.30 | 64.59 | 64.89 |
| 11    | 1261 | Pieter KRIEL              | RSA     | 23 Jan 95     | 2     | <b>64.85</b>   | 64.85 | X     | 61.22 |
| 12    | 255  | Mikalai KLIMUK            | BLR     | 20 Dec 96     | 9     | <b>63.57</b>   | 63.57 | 62.17 | X     |
| 13    | 1384 | Quincy ANDERSSON          | SWE     | 20 Feb 95     | 8     | <b>61.58</b>   | X     | X     | 61.58 |
| 14    | 1377 | Maximilian SLEZÁK         | SVK     | 02 Jul 96     | 1     | <b>61.45</b>   | X     | 61.45 | X     |
| 15    | 997  | Deokyeong CHOE            | KOR     | 11 May 95     | 12    | <b>60.34</b>   | 60.34 | 58.71 | 54.90 |
| 16    | 414  | Ante-Roko ZEMUNIK         | CRO     | 30 Sep 95     | 5     | <b>55.92</b>   | X     | X     | 55.92 |



**RESULTS**  
**Javelin Throw Men - Qualification**

| ALL-TIME TOP LIST |                              |               |           | SEASON TOP LIST |                           |               |           |
|-------------------|------------------------------|---------------|-----------|-----------------|---------------------------|---------------|-----------|
| RESULT            | NAME                         | VENUE         | DATE      | RESULT          | NAME                      | VENUE         | DATE      |
| 84.69             | Ziqismunds SIRMAIS (LAT)     | Bauska        | 22 Jun 11 | 75.38           | Matija MUHAR (SLO)        | Split         | 10 May 14 |
| 84.58             | Keshorn WALCOTT (TTO)        | London (OP)   | 11 Aug 12 | 74.46           | Andrian MARDARE (MDA)     | Eugene        | 25 Jul 14 |
| 83.87             | Andreas THORKILDSEN (NOR)    | Bergen        | 7 Jun 01  | 74.26           | Pieter KRIEL (RSA)        | Stellenbosch  | 5 Apr 14  |
| 83.55             | Aleksandr IVANOV (RUS)       | Tula, RUS     | 14 Jul 01 | 74.20           | Shu MORI (JPN)            | Saijo         | 4 May 14  |
| 83.07             | John Robert OOSTHUIZEN (RSA) | Beijing (CSC) | 19 Aug 06 | 73.66           | Raul Stefan RUSU (ROU)    | Bucuresti     | 20 Jun 14 |
| 82.52             | Harri HAATAINEN (FIN)        | Leppävirta    | 25 May 96 | 73.66           | Ioánnis KIRIAZÍΣ (GRE)    | Sérres        | 6 Jul 14  |
| 82.52             | Till WÖSCHLER (GER)          | Moncton       | 23 Jul 10 | 73.37           | Norbert RIVASZ-TÓTH (HUN) | Budapest      | 15 Jun 14 |
| 81.95             | Jakub VADLEJCH (CZE)         | Domažlice     | 26 Sep 09 | 73.34           | Gatis ČAKŠS (LAT)         | Riga          | 29 May 14 |
| 81.80             | Serqey VOYNOV (UZB)          | Tashkent      | 6 Jun 96  | 73.28           | Jarne DUCHATEAU (BEL)     | Lomme         | 29 May 14 |
| 80.94             | Aki PARVIAINEN (FIN)         | Jyväskylä     | 5 Jul 92  | 72.75           | Shakeil WAITHE (TTO)      | Port of Spain | 22 Jun 14 |



## RESULTS



## 10,000 Metres Race Walk Men - Final

| RECORDS              | RESULT     | NAME                   | COUNTRY           | AGE           | VENUE     | DATE                 |           |
|----------------------|------------|------------------------|-------------------|---------------|-----------|----------------------|-----------|
| World Junior Record  | <b>WJR</b> | 38:46.4                | Viktor BURAYEV    | RUS           | 18        | Moskva 20 May 2000   |           |
| Championships Record | <b>CR</b>  | 39:27.19               | Daisuke MATSUNAGA | JPN           | 19        | Eugene 25 Jul 2014   |           |
| World Junior Leading | <b>WJL</b> | 39:18.71               | Daisuke MATSUNAGA | JPN           | 19        | Kumagaya 17 May 2014 |           |
| Area Junior Record   | <b>AJR</b> | National Junior Record | <b>NJR</b>        | Personal Best | <b>PB</b> | Season Best          | <b>SB</b> |

25 July 2014 09:58 START TIME

18° C TEMPERATURE 64 % HUMIDITY

| PLACE | BIB  | NAME                            | COUNTRY | DATE of BIRTH | ORDER | RESULT      | TIME BEHIND | RED CARDS |
|-------|------|---------------------------------|---------|---------------|-------|-------------|-------------|-----------|
| 1     | 934  | Daisuke MATSUNAGA               | JPN     | 24 Mar 95     | 21    | 39:27.19    |             | ~         |
| 2     | 515  | Diego GARCÍA                    | ESP     | 19 Jan 96     | 28    | 39:51.59    |             |           |
| 3     | 1165 | Paolo YURIVILCA                 | PER     | 23 Apr 96     | 9     | 40:02.07    |             | ~ ~       |
| 4     | 947  | Yuga YAMASHITA                  | JPN     | 06 Feb 96     | 23    | 40:15.27    |             | >         |
| 5     | 1297 | Nikolay MARKOV                  | RUS     | 01 Feb 95     | 31    | 40:22.48    |             |           |
| 6     | 760  | Zaharías TSAMOUDÁKIS            | GRE     | 14 Nov 96     | 14    | 40:35.89    |             | ~         |
| 7     | 1063 | Ricardo ORTIZ                   | MEX     | 07 Feb 95     | 36    | 40:40.31    |             | ~         |
| 8     | 377  | Rui WANG                        | CHN     | 06 Jan 96     | 8     | 40:48.62    |             |           |
| 9     | 1054 | José Luis DOCTOR                | MEX     | 14 Jun 96     | 25    | 40:49.71    |             | ~         |
| 10    | 1164 | César Augusto RODRÍGUEZ         | PER     | 26 Jun 97     | 27    | 41:57.90    |             | ~         |
| 11    | 767  | Jürgen GRAVE                    | GUA     | 16 Jan 96     | 16    | 42:00.06    |             | ~ ~       |
| 12    | 1468 | Muratcan KARAPINAR              | TUR     | 08 Aug 96     | 34    | 42:01.42    |             | ~         |
| 13    | 398  | Brayan FUENTES                  | COL     | 01 Aug 96     | 6     | 42:18.59    |             | > ~       |
| 14    | 605  | Jean BLANCHETEAU                | FRA     | 07 Jan 96     | 11    | 42:33.44    |             | ~ ~       |
| 15    | 521  | Pablo OLIVA                     | ESP     | 15 Oct 96     | 10    | 42:41.08    |             |           |
| 16    | 1378 | Miroslav ÚRADNÍK                | SVK     | 24 Mar 96     | 15    | 42:49.92    |             |           |
| 17    | 142  | Nathan BRILL                    | AUS     | 24 May 96     | 1     | 42:54.39    |             | ~         |
| 18    | 701  | Jonathan HILBERT                | GER     | 24 Jan 95     | 12    | 43:02.55    |             | ~         |
| 19    | 1227 | José Israel MELÉNDEZ            | PUR     | 06 Aug 95     | 29    | 43:05.12    |             |           |
| 20    | 715  | Nathaniel SEILER                | GER     | 06 Apr 96     | 2     | 43:12.78    |             |           |
| 21    | 785  | Bence VENYERCSÁN                | HUN     | 08 Jan 96     | 30    | 43:25.62    |             |           |
| 22    | 312  | Marek ADAMOWICZ                 | CAN     | 19 Sep 96     | 3     | 43:25.84    |             | ~         |
| 23    | 828  | Gregorio ANGELINI               | ITA     | 24 Jun 96     | 19    | 43:34.10    |             |           |
| 24    | 857  | Daniele TODISCO                 | ITA     | 29 Mar 95     | 22    | 43:47.06    |             | >         |
| 25    | 775  | Tomasz BAGDÁNY                  | HUN     | 12 Apr 95     | 17    | 43:53.13    |             |           |
| 26    | 996  | Byeongho CHOE                   | KOR     | 17 Aug 95     | 20    | 44:57.84    |             | ~         |
| 27    | 378  | Gang XU                         | CHN     | 24 Mar 96     | 5     | 45:10.35    |             |           |
| 28    | 1554 | Anthony PETERS                  | USA     | 23 Apr 96     | 37    | 45:31.86    |             |           |
| 29    | 1022 | Martynas JARUSEVICIUS           | LTU     | 06 Mar 96     | 24    | 45:46.96    |             | >         |
| 30    | 1376 | Michal MORVAY                   | SVK     | 19 Aug 96     | 32    | 46:34.31    |             | >         |
| 31    | 1490 | Al Shaali Hassan Jasim ALNUAIMI | UAE     | 30 Nov 95     | 35    | 48:03.91    |             | ~         |
| 32    | 1491 | Hamad Ali ALHINDAASSI           | UAE     | 18 Dec 96     | 26    | 48:07.22    |             | >         |
| 33    | 155  | Jesse OSBORNE                   | AUS     | 21 Jan 95     | 13    | 49:53.38    |             |           |
| 1292  |      | Maxim KRASNOV                   | RUS     | 10 Feb 96     | 18    | DQ 230.6(a) |             | > ~ ~     |
| 484   |      | Braulio MOROCHO                 | ECU     | 21 Sep 96     | 7     | DQ 230.6(a) |             | > > >     |
| 486   |      | Brian PINTADO                   | ECU     | 29 Jul 95     | 4     | DQ 230.6(a) |             | ~ ~ ~     |
| 761   |      | Ioánnis VAÍTSIS                 | GRE     | 13 Dec 95     | 33    | DQ 230.6(a) |             | > > >     |



**RESULTS**  
**10,000 Metres Race Walk Men - Final**

**NOTE** IAAF Rule 230.6(a) - Repeated failure to comply with the definition of Race Walking

| INTERMEDIATE TIMES |     |                   |          |
|--------------------|-----|-------------------|----------|
| 1000m              | 934 | Daisuke MATSUNAGA | 3:54.07  |
| 2000m              | 934 | Daisuke MATSUNAGA | 7:50.90  |
| 3000m              | 934 | Daisuke MATSUNAGA | 11:47.69 |
| 4000m              | 934 | Daisuke MATSUNAGA | 15:43.46 |
| 5000m              | 934 | Daisuke MATSUNAGA | 19:37.77 |
| 6000m              | 934 | Daisuke MATSUNAGA | 23:35.78 |
| 7000m              | 934 | Daisuke MATSUNAGA | 27:36.16 |
| 8000m              | 934 | Daisuke MATSUNAGA | 31:35.35 |
| 9000m              | 934 | Daisuke MATSUNAGA | 35:37.26 |

| ALL-TIME TOP LIST |                              |                 |           | SEASON TOP LIST |                            |          |           |
|-------------------|------------------------------|-----------------|-----------|-----------------|----------------------------|----------|-----------|
| RESULT            | NAME                         | VENUE           | DATE      | RESULT          | NAME                       | VENUE    | DATE      |
| 38:46.4           | Viktor BURAYEV (RUS)         | Moskva          | 20 May 00 | 39:18.71        | Daisuke MATSUNAGA (JPN)    | Kumagaya | 17 May 14 |
| 38:54.75          | Ralf KOWALSKY (GDR)          | Cottbus         | 24 Jun 81 | 39:51.59        | Diego GARCÍA (ESP)         | Eugene   | 25 Jul 14 |
| 39:08.23          | Daisuke MATSUNAGA (JPN)      | Tama            | 14 Dec 13 | 40:02.07        | Paolo YURIVILCA (PER)      | Eugene   | 25 Jul 14 |
| 39:28.45          | Andrey RUZAVIN (RUS)         | Kaunas          | 23 Jul 05 | 40:15.27        | Yuga YAMASHITA (JPN)       | Eugene   | 25 Jul 14 |
| 39:35.01          | Stanislav EMELYANOV (RUS)    | Bydgoszcz       | 11 Jul 08 | 40:22.48        | Nikolay MARKOV (RUS)       | Eugene   | 25 Jul 14 |
| 39:44.71          | Giovanni DE BENEDICTIS (ITA) | Birmingham, GBR | 7 Aug 87  | 40:35.89        | Zaharías TSAMOUDÁKIS (GRE) | Eugene   | 25 Jul 14 |
| 39:47.20          | Dinq CHEN (CHN)              | Bydgoszcz       | 11 Jul 08 | 40:40.31        | Ricardo ORTIZ (MEX)        | Eugene   | 25 Jul 14 |
| 39:49.22          | Chuang PEI (CHN)             | Chengdu         | 8 Sep 00  | 40:48.62        | Rui WANG (CHN)             | Eugene   | 25 Jul 14 |
| 39:50.73          | Jefferson PÉREZ (ECU)        | Winnipeg        | 15 Jul 93 | 40:49.71        | José Luis DOCTOR (MEX)     | Eugene   | 25 Jul 14 |
| 39:51.59          | Diego GARCÍA (ESP)           | Eugene          | 25 Jul 14 | 41:53.33        | Toshikazu YAMANISHI (JPN)  | Osaka    | 10 May 14 |

# RESULTS



## 4 x 100 Metres Relay Men - Final

| RECORDS                         | RESULT       | TEAM                              | COUNTRY | VENUE                   | DATE                  |
|---------------------------------|--------------|-----------------------------------|---------|-------------------------|-----------------------|
| World Junior Record <b>WJR</b>  | <b>38.66</b> | United States                     | USA     | Grosseto                | 18 Jul 2004           |
| Championships Record <b>CR</b>  | <b>38.66</b> | United States                     | USA     | Grosseto                | 18 Jul 2004           |
| World Junior Leading <b>WJL</b> | <b>38.70</b> | United States                     | USA     | Eugene                  | 26 Jul 2014           |
| Area Junior Record <b>AJR</b>   |              | National Junior Record <b>NJR</b> |         | Personal Best <b>PB</b> | Season Best <b>SB</b> |

26 July 2014 17:35 START TIME 31° C TEMPERATURE 26 % HUMIDITY

| PLACE | TEAM  | BIB | LANE | REACTION | RESULT       | Fn         |
|-------|---|-----|------|----------|--------------|------------|
| 1     | <b>UNITED STATES</b><br>1548 Jalen MILLER<br>1524 Trayvon BROMELL<br>1566 Kendal WILLIAMS<br>1533 Trentavis FRIDAY                | USA | 5    | 0.154    | <b>38.70</b> | <b>WJL</b> |
| 2     | <b>JAPAN</b><br>928 Takuya KAWAKAMI<br>925 Yoshihide KIRYU<br>926 Yuki KOIKE<br>927 Masaharu MORI                                 | JPN | 4    | 0.157    | <b>39.02</b> | <b>SB</b>  |
| 3     | <b>JAMAICA</b><br>888 Raheem ROBINSON<br>889 Michael O'HARA<br>890 Edward CLARKE<br>887 Jevaghn MINZIE                            | JAM | 6    | 0.174    | <b>39.12</b> | <b>SB</b>  |
| 4     | <b>PR OF CHINA</b><br>371 Youxue MO<br>368 Jinsheng LIANG<br>370 Renkeng LIN<br>373 Zhe LI  | CHN | 3    | 0.168    | <b>39.51</b> | <b>NJR</b> |
| 5     | <b>NIGERIA</b><br>1113 Omeiza John AKERELE<br>1117 Tega ODELE<br>1116 Ini-Oluwa Victor OYE<br>1115 Ejowvokoghene Divine ODUDURU   | NGR | 1    | 0.170    | <b>39.66</b> | <b>SB</b>  |
| 6     | <b>TRINIDAD AND TOBAGO</b><br>1449 Holland CABARA<br>1438 Jonathan FARINHA<br>1447 Micah BALLANTYNE<br>1437 John Mark CONSTANTINE | TTO | 7    | 0.188    | <b>39.92</b> | <b>SB</b>  |
| 7     | <b>AUSTRALIA</b><br>135 Josh CLARKE<br>137 Jesse USOALII<br>138 Jacob DESPARD<br>140 Anthony COLLUM                               | AUS | 2    | 0.126    | <b>40.09</b> | <b>SB</b>  |
|       | <b>THAILAND</b><br>1417 Teerasak SUNTHANON<br>1416 Kacha SAWANGYEN<br>1420 Natthawut CHUCHUAI<br>1421 Pooriphat KAIJUN            | THA | 8    | 0.152    | <b>DNF</b>   |            |



**RESULTS**  
**4 x 100 Metres Relay Men - Final**

| ALL-TIME TOP LIST |                            |                   |           | SEASON TOP LIST |                            |                     |           |
|-------------------|----------------------------|-------------------|-----------|-----------------|----------------------------|---------------------|-----------|
| RESULT            | TEAM                       | VENUE             | DATE      | RESULT          | TEAM                       | VENUE               | DATE      |
| 38.66             | UNITED STATES (USA)        | Grosseto          | 18 Jul 04 | 38.70           | UNITED STATES (USA)        | Eugene              | 26 Jul 14 |
| 38.97             | JAMAICA (JAM)              | Barcelona (OS)    | 14 Jul 12 | 39.02           | JAPAN (JPN)                | Eugene              | 26 Jul 14 |
| 39.01             | JAPAN (JPN)                | Barcelona (OS)    | 13 Jul 12 | 39.12           | JAMAICA (JAM)              | Eugene              | 26 Jul 14 |
| 39.05             | GREAT BRITAIN & N.I. (GBR) | Santiago de Chile | 22 Oct 00 | 39.51           | PR OF CHINA (CHN)          | Eugene              | 26 Jul 14 |
| 39.17             | TRINIDAD AND TOBAGO (TTO)  | Kingston, JAM     | 21 Jul 02 | 39.66           | NIGERIA (NGR)              | Eugene              | 26 Jul 14 |
| 39.25             | GERMANY (GER)              | Schwechat         | 28 Aug 83 | 39.74           | THAILAND (THA)             | Taipei City         | 14 Jun 14 |
| 39.29             | BRAZIL (BRA)               | Barcelona (OS)    | 13 Jul 12 | 39.91           | CHINESE TAIPEI (TPE)       | Taipei City         | 14 Jun 14 |
| 39.31             | POLAND (POL)               | Barcelona (OS)    | 13 Jul 12 | 39.92           | TRINIDAD AND TOBAGO (TTO)  | Eugene              | 26 Jul 14 |
| 39.33             | FRANCE (FRA)               | Santiago de Chile | 22 Oct 00 | 39.97           | GREAT BRITAIN & N.I. (GBR) | Mannheim (Hoffmann) | 5 Jul 14  |
| 39.34             | AUSTRALIA (AUS)            | Barcelona (OS)    | 13 Jul 12 | 40.09           | AUSTRALIA (AUS)            | Eugene              | 26 Jul 14 |



# RESULT PROGRESSION



## 4 x 100 Metres Relay Men - Final

| RECORDS                         | RESULT                            | TEAM          | COUNTRY                 | VENUE                 | DATE        |
|---------------------------------|-----------------------------------|---------------|-------------------------|-----------------------|-------------|
| World Junior Record <b>WJR</b>  | <b>38.66</b>                      | United States | USA                     | Grosseto              | 18 Jul 2004 |
| Championships Record <b>CR</b>  | <b>38.66</b>                      | United States | USA                     | Grosseto              | 18 Jul 2004 |
| World Junior Leading <b>WJL</b> | <b>38.70</b>                      | United States | USA                     | Eugene                | 26 Jul 2014 |
| Area Junior Record <b>AJR</b>   | National Junior Record <b>NJR</b> |               | Personal Best <b>PB</b> | Season Best <b>SB</b> |             |

26 July 2014

| RANK | BIB | TEAM                | PHASE    | HEAT    | LANE | PLACE | RESULT                    |
|------|-----|---------------------|----------|---------|------|-------|---------------------------|
| 1    | USA | UNITED STATES       | Final    | 1       | 5    | 1     | <b>38.70</b> <b>WJL</b>   |
|      |     |                     | Round 1  | 2       | 5    | 2     | <b>39.43 Q</b> <b>SB</b>  |
| 2    | JPN | JAPAN               | Final    | 1       | 4    | 2     | <b>39.02</b> <b>SB</b>    |
|      |     |                     | Round 1  | 2       | 3    | 1     | <b>39.23 Q</b> <b>WJL</b> |
| 3    | JAM | JAMAICA             | Final    | 1       | 6    | 3     | <b>39.12</b> <b>SB</b>    |
|      |     |                     | Round 1  | 3       | 5    | 5     | <b>39.86 Q</b>            |
| 4    | CHN | PR OF CHINA         | Final    | 1       | 3    | 4     | <b>39.51</b> <b>NJR</b>   |
|      |     |                     | Round 1  | 1       | 3    | 4     | <b>39.75 Q</b> <b>SB</b>  |
| 5    | NGR | NIGERIA             | Final    | 1       | 1    | 5     | <b>39.66</b> <b>SB</b>    |
|      |     |                     | Round 1  | 2       | 6    | 3     | <b>39.67 q</b> <b>SB</b>  |
| 6    | TTO | TRINIDAD AND TOBAGO | Final    | 1       | 7    | 6     | <b>39.92</b> <b>SB</b>    |
|      |     |                     | Round 1  | 3       | 2    | 8     | <b>40.32 Q</b>            |
| 7    | AUS | AUSTRALIA           | Final    | 1       | 2    | 7     | <b>40.09</b> <b>SB</b>    |
|      |     |                     | Round 1  | 2       | 7    | 6     | <b>40.18 q</b> <b>SB</b>  |
|      |     | THA                 | THAILAND | Final   | 1    | 8     | <b>DNF</b>                |
|      |     |                     |          | Round 1 | 1    | 2     | <b>40.24 Q</b>            |

**NOTE** IAAF Rule 170.7 - Passing the baton outside the takeover zone

| ALL-TIME TOP LIST |                            |                   |           | SEASON TOP LIST |                            |                     |           |
|-------------------|----------------------------|-------------------|-----------|-----------------|----------------------------|---------------------|-----------|
| RESULT            | TEAM                       | VENUE             | DATE      | RESULT          | TEAM                       | VENUE               | DATE      |
| 38.66             | UNITED STATES (USA)        | Grosseto          | 18 Jul 04 | 38.70           | UNITED STATES (USA)        | Eugene              | 26 Jul 14 |
| 38.97             | JAMAICA (JAM)              | Barcelona (OS)    | 14 Jul 12 | 39.02           | JAPAN (JPN)                | Eugene              | 26 Jul 14 |
| 39.01             | JAPAN (JPN)                | Barcelona (OS)    | 13 Jul 12 | 39.12           | JAMAICA (JAM)              | Eugene              | 26 Jul 14 |
| 39.05             | GREAT BRITAIN & N.I. (GBR) | Santiago de Chile | 22 Oct 00 | 39.51           | PR OF CHINA (CHN)          | Eugene              | 26 Jul 14 |
| 39.17             | TRINIDAD AND TOBAGO (TTO)  | Kingston, JAM     | 21 Jul 02 | 39.66           | NIGERIA (NGR)              | Eugene              | 26 Jul 14 |
| 39.25             | GERMANY (GER)              | Schwechat         | 28 Aug 83 | 39.74           | THAILAND (THA)             | Taipei City         | 14 Jun 14 |
| 39.29             | BRAZIL (BRA)               | Barcelona (OS)    | 13 Jul 12 | 39.91           | CHINESE TAIPEI (TPE)       | Taipei City         | 14 Jun 14 |
| 39.31             | POLAND (POL)               | Barcelona (OS)    | 13 Jul 12 | 39.92           | TRINIDAD AND TOBAGO (TTO)  | Eugene              | 26 Jul 14 |
| 39.33             | FRANCE (FRA)               | Santiago de Chile | 22 Oct 00 | 39.97           | GREAT BRITAIN & N.I. (GBR) | Mannheim (Hoffmann) | 5 Jul 14  |
| 39.34             | AUSTRALIA (AUS)            | Barcelona (OS)    | 13 Jul 12 | 40.09           | AUSTRALIA (AUS)            | Eugene              | 26 Jul 14 |

## SUMMARY



## 4 x 100 Metres Relay Men - Round 1

First 2 in each heat (Q) and the next 2 fastest (q) advance to the Final

| RECORDS                         | RESULT                            | TEAM                    | COUNTRY               | VENUE    | DATE        |
|---------------------------------|-----------------------------------|-------------------------|-----------------------|----------|-------------|
| World Junior Record <b>WJR</b>  | <b>38.66</b>                      | United States           | USA                   | Grosseto | 18 Jul 2004 |
| Championships Record <b>CR</b>  | <b>38.66</b>                      | United States           | USA                   | Grosseto | 18 Jul 2004 |
| World Junior Leading <b>WJL</b> | <b>39.23</b>                      | Japan                   | JPN                   | Eugene   | 25 Jul 2014 |
| Area Junior Record <b>AJR</b>   | National Junior Record <b>NJR</b> | Personal Best <b>PB</b> | Season Best <b>SB</b> |          |             |

25 July 2014

| RANK | PLACE | HEAT | LANE | BIB | TEAM                 | REACTION | RESULT          |            |
|------|-------|------|------|-----|----------------------|----------|-----------------|------------|
| 1    | 1     | 2    | 3    | JPN | JAPAN                | 0.167    | <b>39.23</b> Q  | <b>WJL</b> |
| 2    | 2     | 2    | 5    | USA | UNITED STATES        | 0.147    | <b>39.43</b> Q  | <b>SB</b>  |
| 3    | 3     | 2    | 6    | NGR | NIGERIA              | 0.174    | <b>39.67</b> q  | <b>SB</b>  |
| 4    | 1     | 1    | 3    | CHN | PR OF CHINA          | 0.155    | <b>39.75</b> Q  | <b>SB</b>  |
| 5    | 1     | 3    | 5    | JAM | JAMAICA              | 0.175    | <b>39.86</b> Q  |            |
| 6    | 4     | 2    | 7    | AUS | AUSTRALIA            | 0.159    | <b>40.18</b> q  | <b>SB</b>  |
| 7    | 2     | 1    | 2    | THA | THAILAND             | 0.131    | <b>40.24</b> Q  |            |
| 8    | 2     | 3    | 2    | TTO | TRINIDAD AND TOBAGO  | 0.190    | <b>40.32</b> Q  |            |
| 9    | 3     | 3    | 7    | BAH | BAHAMAS              | 0.187    | <b>40.45</b>    |            |
| 10   | 3     | 1    | 6    | BOT | BOTSWANA             | 0.173    | <b>40.53</b>    | <b>SB</b>  |
| 11   | 4     | 3    | 4    | NOR | NORWAY               | 0.153    | <b>40.62</b>    | <b>NJR</b> |
| 12   | 5     | 3    | 3    | RSA | SOUTH AFRICA         | 0.179    | <b>40.64</b>    | <b>SB</b>  |
| 13   | 4     | 1    | 7    | POL | POLAND               | 0.184    | <b>40.68</b>    |            |
| 14   | 5     | 1    | 5    | TUR | TURKEY               | 0.188    | <b>41.18</b>    | <b>SB</b>  |
| 15   | 5     | 2    | 2    | BAR | BARBADOS             | 0.209    | <b>41.39</b>    | <b>SB</b>  |
|      |       | 1    | 4    | GBR | GREAT BRITAIN & N.I. | 0.146    | <b>DNF</b>      |            |
|      |       | 2    | 4    | CAN | CANADA               | 0.143    | <b>DQ</b> 170.7 |            |
|      |       | 3    | 8    | ITA | ITALY                | 0.162    | <b>DQ</b> 170.7 |            |
|      |       | 3    | 6    | ZIM | ZIMBABWE             |          | <b>DNS</b>      |            |

**NOTE** IAAF Rule 170.7 - Passing the baton outside the takeover zone

| ALL-TIME TOP LIST |                            |                   |           | SEASON TOP LIST |                            |                     |           |
|-------------------|----------------------------|-------------------|-----------|-----------------|----------------------------|---------------------|-----------|
| RESULT            | TEAM                       | VENUE             | DATE      | RESULT          | TEAM                       | VENUE               | DATE      |
| 38.66             | UNITED STATES (USA)        | Grosseto          | 18 Jul 04 | 39.23           | JAPAN (JPN)                | Eugene              | 25 Jul 14 |
| 39.97             | JAMAICA (JAM)              | Barcelona (OS)    | 14 Jul 12 | 39.35           | JAMAICA (JAM)              | Kingston (NS), JAM  | 29 Mar 14 |
| 39.01             | JAPAN (JPN)                | Barcelona (OS)    | 13 Jul 12 | 39.43           | UNITED STATES (USA)        | Eugene              | 25 Jul 14 |
| 39.05             | GREAT BRITAIN & N.I. (GBR) | Santiago de Chile | 22 Oct 00 | 39.67           | NIGERIA (NGR)              | Eugene              | 25 Jul 14 |
| 39.17             | TRINIDAD AND TOBAGO (TTO)  | Kingston, JAM     | 21 Jul 02 | 39.74           | THAILAND (THA)             | Taipei City         | 14 Jun 14 |
| 39.25             | GERMANY (GER)              | Schwechat         | 28 Aug 83 | 39.75           | PR OF CHINA (CHN)          | Eugene              | 25 Jul 14 |
| 39.29             | BRAZIL (BRA)               | Barcelona (OS)    | 13 Jul 12 | 39.91           | CHINESE TAIPEI (TPE)       | Taipei City         | 14 Jun 14 |
| 39.31             | POLAND (POL)               | Barcelona (OS)    | 13 Jul 12 | 39.97           | GREAT BRITAIN & N.I. (GBR) | Mannheim (Hoffmann) | 5 Jul 14  |
| 39.33             | FRANCE (FRA)               | Santiago de Chile | 22 Oct 00 | 40.06           | TRINIDAD AND TOBAGO (TTO)  | Morelia             | 5 Jul 14  |
| 39.34             | AUSTRALIA (AUS)            | Barcelona (OS)    | 13 Jul 12 | 40.18           | AUSTRALIA (AUS)            | Eugene              | 25 Jul 14 |

# RESULTS



## 4 x 100 Metres Relay Men - Round 1

First 2 in each heat (Q) and the next 2 fastest (q) advance to the Final

| RECORDS                         | RESULT                            | TEAM          | COUNTRY                 | VENUE                 | DATE        |
|---------------------------------|-----------------------------------|---------------|-------------------------|-----------------------|-------------|
| World Junior Record <b>WJR</b>  | <b>38.66</b>                      | United States | USA                     | Grosseto              | 18 Jul 2004 |
| Championships Record <b>CR</b>  | <b>38.66</b>                      | United States | USA                     | Grosseto              | 18 Jul 2004 |
| World Junior Leading <b>WJL</b> | <b>39.23</b>                      | Japan         | JPN                     | Eugene                | 25 Jul 2014 |
| Area Junior Record <b>AJR</b>   | National Junior Record <b>NJR</b> |               | Personal Best <b>PB</b> | Season Best <b>SB</b> |             |

**Heat 1**

**3**

25 July 2014 18:35 START TIME

28° C TEMPERATURE 33 % HUMIDITY

| PLACE | TEAM   | BIB | LANE | REACTION | RESULT       | Q | SB        | Fn |
|-------|--|-----|------|----------|--------------|---|-----------|----|
| 1     | <b>PR OF CHINA</b><br>371 Youxue MO<br>368 Jinsheng LIANG<br>370 Renkeng LIN<br>373 Zhe LI                             | CHN | 3    | 0.155    | <b>39.75</b> | Q | <b>SB</b> |    |
| 2     | <b>THAILAND</b><br>1417 Teerasak SUNTHANON<br>1416 Kacha SAWANGYEN<br>1420 Natthawut CHUCHUAI<br>1421 Pooriphat KAIJUN | THA | 2    | 0.131    | <b>40.24</b> | Q |           |    |
| 3     | <b>BOTSWANA</b><br>274 Thabiso SEKGOPI<br>270 Baboloki THEBE<br>271 Leungo SCOTCH<br>268 Karabo MOTHIBI                | BOT | 6    | 0.173    | <b>40.53</b> |   | <b>SB</b> |    |
| 4     | <b>POLAND</b><br>1186 Tomasz MUDLAFF<br>1187 Jacek KABACINSKI<br>1185 Marcin TALACHA<br>1189 Dominik KOPEC             | POL | 7    | 0.184    | <b>40.68</b> |   |           |    |
| 5     | <b>TURKEY</b><br>1475 Miktat KAYA<br>1476 Miraç SEMERCI<br>1461 Fatih AKTAS<br>1464 Aykut AY                           | TUR | 5    | 0.188    | <b>41.18</b> |   | <b>SB</b> |    |
|       | <b>GREAT BRITAIN &amp; N.I.</b><br>640 Reuben ARTHUR<br>654 Roy EJIAKUEKWU<br>656 Chris STONE<br>657 Marvin POPOOLA    | GBR | 4    | 0.146    | <b>DNF</b>   |   |           |    |



**RESULTS**  
**4 x 100 Metres Relay Men - Round 1**

Heat 2 **3**

25 July 2014 18:50 START TIME 28° C TEMPERATURE 33 % HUMIDITY

| PLACE | TEAM   | BIB | LANE | REACTION | RESULT          | Fn           |
|-------|--|-----|------|----------|-----------------|--------------|
| 1     | <b>JAPAN</b><br>928 Takuya KAWAKAMI<br>925 Yoshihide KIRYU<br>926 Yuki KOIKE<br>927 Masaharu MORI                            | JPN | 3    | 0.167    | <b>39.23</b>    | Q <b>WJL</b> |
| 2     | <b>UNITED STATES</b><br>1548 Jalen MILLER<br>1524 Trayvon BROMELL<br>1569 Terry JERRIGAN<br>1568 Michael WELLS               | USA | 5    | 0.147    | <b>39.43</b>    | Q <b>SB</b>  |
| 3     | <b>NIGERIA</b><br>1118 Kehinde OLUBODUN<br>1117 Tega ODELE<br>1116 Ini-Oluwa Victor OYE<br>1115 Ejowvokoghene Divine ODUDURU | NGR | 6    | 0.174    | <b>39.67</b>    | q <b>SB</b>  |
| 4     | <b>AUSTRALIA</b><br>135 Josh CLARKE<br>137 Jesse USOALII<br>138 Jacob DESPARD<br>140 Anthony COLLUM                          | AUS | 7    | 0.159    | <b>40.18</b>    | q <b>SB</b>  |
| 5     | <b>BARBADOS</b><br>230 Rivaldo LEACOCK<br>229 Levi CADOGAN<br>231 Michael NICHOLLS<br>228 Jerrad MASON                       | BAR | 2    | 0.209    | <b>41.39</b>    | <b>SB</b>    |
|       | <b>CANADA</b><br>323 Stevens DORCELUS<br>324 Andre AZONWANNA<br>313 Mobolade AJOMALE<br>322 Deion BARKER                     | CAN | 4    | 0.143    | <b>DQ 170.7</b> |              |

**NOTE** IAAF Rule 170.7 - Passing the baton outside the takeover zone





**RESULTS**  
**4 x 100 Metres Relay Men - Round 1**

**Heat 3** **3**

25 July 2014 18:56 START TIME 28° C TEMPERATURE 33 % HUMIDITY

| PLACE | TEAM   | BIB | LANE | REACTION | RESULT          | Fn         |
|-------|--|-----|------|----------|-----------------|------------|
| 1     | <b>JAMAICA</b><br>892 Waseem WILLIAMS<br>888 Raheem ROBINSON<br>890 Edward CLARKE<br>891 Raheem CHAMBERS                       | JAM | 5    | 0.175    | <b>39.86</b>    | Q          |
| 2     | <b>TRINIDAD AND TOBAGO</b><br>1449 Holland CABARA<br>1447 Micah BALLANTYNE<br>1448 Akanni HISLOP<br>1437 John Mark CONSTANTINE | TTO | 2    | 0.190    | <b>40.32</b>    | Q          |
| 3     | <b>BAHAMAS</b><br>214 Keanu PENNERMAN<br>215 Cliff RESIAS<br>205 Deedro CLARKE<br>204 Javan MARTIN                             | BAH | 7    | 0.187    | <b>40.45</b>    |            |
| 4     | <b>NORWAY</b><br>1134 Even MEINSETH<br>1133 Amund Høie SJURSEN<br>1135 Jonathan QUARCOO<br>1132 Karsten WARHOLM                | NOR | 4    | 0.153    | <b>40.62</b>    | <b>NJR</b> |
| 5     | <b>SOUTH AFRICA</b><br>1269 Sonwabiso SKHOSANA<br>1266 Eckhardt ROSSOUW<br>1268 Jon SEELIGER<br>1267 Thando ROTO               | RSA | 3    | 0.179    | <b>40.64</b>    | <b>SB</b>  |
|       | <b>ITALY</b><br>833 Luca Antonio CASSANO<br>845 Jacopo SPANÒ<br>844 Roberto RIGALI<br>846 Simone PETTENATI                     | ITA | 8    | 0.162    | <b>DQ 170.7</b> |            |
|       | <b>ZIMBABWE</b>  | ZIM | 6    |          | <b>DNS</b>      |            |

**NOTE** IAAF Rule 170.7 - Passing the baton outside the takeover zone

| ALL-TIME TOP LIST |                            |                   |           | SEASON TOP LIST |                            |                     |           |
|-------------------|----------------------------|-------------------|-----------|-----------------|----------------------------|---------------------|-----------|
| RESULT            | TEAM                       | VENUE             | DATE      | RESULT          | TEAM                       | VENUE               | DATE      |
| 38.66             | UNITED STATES (USA)        | Grosseto          | 18 Jul 04 | 39.23           | JAPAN (JPN)                | Eugene              | 25 Jul 14 |
| 38.97             | JAMAICA (JAM)              | Barcelona (OS)    | 14 Jul 12 | 39.35           | JAMAICA (JAM)              | Kingston (NS), JAM  | 29 Mar 14 |
| 39.01             | JAPAN (JPN)                | Barcelona (OS)    | 13 Jul 12 | 39.43           | UNITED STATES (USA)        | Eugene              | 25 Jul 14 |
| 39.05             | GREAT BRITAIN & N.I. (GBR) | Santiago de Chile | 22 Oct 00 | 39.67           | NIGERIA (NGR)              | Eugene              | 25 Jul 14 |
| 39.17             | TRINIDAD AND TOBAGO (TTO)  | Kingston, JAM     | 21 Jul 02 | 39.74           | THAILAND (THA)             | Taipei City         | 14 Jun 14 |
| 39.25             | GERMANY (GER)              | Schwechat         | 28 Aug 83 | 39.75           | PR OF CHINA (CHN)          | Eugene              | 25 Jul 14 |
| 39.29             | BRAZIL (BRA)               | Barcelona (OS)    | 13 Jul 12 | 39.91           | CHINESE TAIPEI (TPE)       | Taipei City         | 14 Jun 14 |
| 39.31             | POLAND (POL)               | Barcelona (OS)    | 13 Jul 12 | 39.97           | GREAT BRITAIN & N.I. (GBR) | Mannheim (Hoffmann) | 5 Jul 14  |
| 39.33             | FRANCE (FRA)               | Santiago de Chile | 22 Oct 00 | 40.06           | TRINIDAD AND TOBAGO (TTO)  | Morelia             | 5 Jul 14  |
| 39.34             | AUSTRALIA (AUS)            | Barcelona (OS)    | 13 Jul 12 | 40.18           | AUSTRALIA (AUS)            | Eugene              | 25 Jul 14 |





# RESULTS



## 4 x 400 Metres Relay Men - Final

| RECORDS                         | RESULT  | TEAM                              | COUNTRY | VENUE                   | DATE                  |
|---------------------------------|---------|-----------------------------------|---------|-------------------------|-----------------------|
| World Junior Record <b>WJR</b>  | 3:01.09 | United States                     | USA     | Grosseto                | 18 Jul 2004           |
| Championships Record <b>CR</b>  | 3:01.09 | United States                     | USA     | Grosseto                | 18 Jul 2004           |
| World Junior Leading <b>WJL</b> | 3:03.31 | United States                     | USA     | Eugene                  | 27 Jul 2014           |
| Area Junior Record <b>AJR</b>   |         | National Junior Record <b>NJR</b> |         | Personal Best <b>PB</b> | Season Best <b>SB</b> |

27 July 2014 16:56 START TIME 29° C TEMPERATURE 35 % HUMIDITY

| PLACE | TEAM  | BIB | LANE | REACTION | RESULT             | Fn         |
|-------|---|-----|------|----------|--------------------|------------|
| 1     | <b>UNITED STATES</b><br>1565 Josephus LYLES<br>1525 Tyler BROWN<br>1564 Ricky MORGAN<br>1527 Michael CHERRY           | USA | 6    | 0.173    | <b>3:03.31</b>     | <b>WJL</b> |
| 2     | <b>JAPAN</b><br>924 Julian Jrummi WALSH<br>922 Kaisei YUI<br>923 Takamasa KITAGAWA<br>921 Nobuya KATO                 | JPN | 3    | 0.151    | <b>3:04.11</b>     | <b>AJR</b> |
| 3     | <b>JAMAICA</b><br>886 Twayne CROOKS<br>884 Martin MANLEY<br>879 Nathon ALLEN<br>882 Jaheel HYDE                       | JAM | 4    | 0.188    | <b>3:04.47</b>     | <b>SB</b>  |
| 4     | <b>GREAT BRITAIN &amp; N.I.</b><br>650 Ben SNAITH<br>649 Thomas SOMERS<br>652 Elliot RUTTER<br>644 Jack CROSBY        | GBR | 5    | 0.220    | <b>3:06.42</b>     | <b>SB</b>  |
| 5     | <b>AUSTRALIA</b><br>131 James KERMOND<br>132 Sam REISER<br>129 Joshua ROBINSON<br>134 Daniel FORSYTH                  | AUS | 2    | 0.235    | <b>3:06.80</b>     | <b>SB</b>  |
| 6     | <b>BAHAMAS</b><br>209 Henri DELAUZE<br>206 Janeke CARTWRIGHT<br>210 Steven GARDINER<br>216 Kinard ROLLE               | BAH | 1    | 0.264    | <b>3:08.08</b>     |            |
|       | <b>BOTSWANA</b><br>269 Keetile UNODA<br>270 Baboloki THEBE<br>271 Leungo SCOTCH<br>273 Karabo SIBANDA                 | BOT | 7    | 0.237    | <b>DQ</b> 163.3(b) |            |
|       | <b>SOUTH AFRICA</b><br>1269 Sonwabiso SKHOSANA<br>1266 Eckhardt ROSSOUW<br>1260 Berend KOEKEMOER<br>1268 Jon SEELIGER | RSA | 8    | 0.213    | <b>DQ</b> 170.19   |            |

**NOTE** IAAF Rule 163.3(b) - Infringement of the inside border  
IAAF Rule 170.19 - Starting outside the takeover zone

| INTERMEDIATE TIMES | 400m          | 800m    | 1200m |
|--------------------|---------------|---------|-------|
|                    | SOUTH AFRICA  | 45.70   |       |
|                    | UNITED STATES | 1:32.51 |       |
|                    | JAMAICA       | 2:18.27 |       |





**RESULTS**  
**4 x 400 Metres Relay Men - Final**

| ALL-TIME TOP LIST |                            |                |           | SEASON TOP LIST |                            |                     |           |
|-------------------|----------------------------|----------------|-----------|-----------------|----------------------------|---------------------|-----------|
| RESULT            | TEAM                       | VENUE          | DATE      | RESULT          | TEAM                       | VENUE               | DATE      |
| 3:01.09           | UNITED STATES (USA)        | Grosseto       | 18 Jul 04 | 3:03.31         | UNITED STATES (USA)        | Eugene              | 27 Jul 14 |
| 3:03.80           | GREAT BRITAIN & N.I. (GBR) | Plovdiv        | 12 Aug 90 | 3:04.11         | JAPAN (JPN)                | Eugene              | 27 Jul 14 |
| 3:04.06           | JAMAICA (JAM)              | Kingston, JAM  | 21 Jul 02 | 3:04.47         | JAMAICA (JAM)              | Eugene              | 27 Jul 14 |
| 3:04.11           | JAPAN (JPN)                | Eugene         | 27 Jul 14 | 3:06.02         | TRINIDAD AND TOBAGO (TTO)  | Fort-de-France      | 21 Apr 14 |
| 3:04.22           | CUBA (CUB)                 | Athína         | 20 Jul 86 | 3:06.21         | NIGERIA (NGR)              | Warri               | 13 Jun 14 |
| 3:04.50           | SOUTH AFRICA (RSA)         | Grosseto       | 18 Jul 04 | 3:06.42         | GREAT BRITAIN & N.I. (GBR) | Eugene              | 27 Jul 14 |
| 3:04.74           | AUSTRALIA (AUS)            | Annecy         | 2 Aug 98  | 3:06.80         | AUSTRALIA (AUS)            | Eugene              | 27 Jul 14 |
| 3:04.87           | RUSSIA (RUS)               | Rieti          | 21 Jul 13 | 3:07.03         | BAHAMAS (BAH)              | Eugene              | 26 Jul 14 |
| 3:05.05           | POLAND (POL)               | Barcelona (OS) | 15 Jul 12 | 3:07.74         | GERMANY (GER)              | Mannheim (Hoffmann) | 6 Jul 14  |
| 3:05.41           | FRANCE (FRA)               | Rieti          | 21 Jul 13 | 3:07.80         | BOTSWANA (BOT)             | Eugene              | 26 Jul 14 |



# RESULT PROGRESSION



## 4 x 400 Metres Relay Men - Final

| RECORDS              | RESULT     | TEAM                   | COUNTRY       | VENUE         | DATE                 |             |           |
|----------------------|------------|------------------------|---------------|---------------|----------------------|-------------|-----------|
| World Junior Record  | <b>WJR</b> | 3:01.09                | United States | USA           | Grosseto 18 Jul 2004 |             |           |
| Championships Record | <b>CR</b>  | 3:01.09                | United States | USA           | Grosseto 18 Jul 2004 |             |           |
| World Junior Leading | <b>WJL</b> | 3:03.31                | United States | USA           | Eugene 27 Jul 2014   |             |           |
| Area Junior Record   | <b>AJR</b> | National Junior Record | <b>NJR</b>    | Personal Best | <b>PB</b>            | Season Best | <b>SB</b> |

27 July 2014

| RANK | BIB          | TEAM                 | PHASE   | HEAT | LANE | PLACE | RESULT             |            |
|------|--------------|----------------------|---------|------|------|-------|--------------------|------------|
| 1    | USA          | UNITED STATES        | Final   | 1    | 6    | 1     | <b>3:03.31</b>     | <b>WJL</b> |
|      |              |                      | Round 1 | 1    | 6    | 1     | <b>3:03.97 Q</b>   | <b>WJL</b> |
| 2    | JPN          | JAPAN                | Final   | 1    | 3    | 2     | <b>3:04.11</b>     | <b>AJR</b> |
|      |              |                      | Round 1 | 2    | 4    | 2     | <b>3:05.40 Q</b>   | <b>SB</b>  |
| 3    | JAM          | JAMAICA              | Final   | 1    | 4    | 3     | <b>3:04.47</b>     | <b>SB</b>  |
|      |              |                      | Round 1 | 2    | 5    | 3     | <b>3:06.25 Q</b>   | <b>SB</b>  |
| 4    | GBR          | GREAT BRITAIN & N.I. | Final   | 1    | 5    | 4     | <b>3:06.42</b>     | <b>SB</b>  |
|      |              |                      | Round 1 | 3    | 5    | 6     | <b>3:08.61 Q</b>   | <b>SB</b>  |
| 5    | AUS          | AUSTRALIA            | Final   | 1    | 2    | 5     | <b>3:06.80</b>     | <b>SB</b>  |
|      |              |                      | Round 1 | 1    | 4    | 8     | <b>3:09.22 q</b>   | <b>SB</b>  |
| 6    | BAH          | BAHAMAS              | Final   | 1    | 1    | 6     | <b>3:08.08</b>     |            |
|      |              |                      | Round 1 | 2    | 6    | 4     | <b>3:07.03 q</b>   | <b>NJR</b> |
| RSA  | SOUTH AFRICA |                      | Final   | 1    | 8    |       | <b>DQ</b> 170.19   |            |
|      |              |                      | Round 1 | 3    | 3    | 7     | <b>3:09.11 Q</b>   | <b>SB</b>  |
| BOT  | BOTSWANA     |                      | Final   | 1    | 7    |       | <b>DQ</b> 163.3(b) |            |
|      |              |                      | Round 1 | 1    | 7    | 5     | <b>3:07.80 Q</b>   | <b>SB</b>  |

**NOTE** IAAF Rule 163.3(b) - Infringement of the inside border  
 IAAF Rule 170.19 - Starting outside the takeover zone  
 IAAF Rule 163.3(a) - Lane infringement

| ALL-TIME TOP LIST |                            |                |           | SEASON TOP LIST |                            |                     |           |
|-------------------|----------------------------|----------------|-----------|-----------------|----------------------------|---------------------|-----------|
| RESULT            | TEAM                       | VENUE          | DATE      | RESULT          | TEAM                       | VENUE               | DATE      |
| 3:01.09           | UNITED STATES (USA)        | Grosseto       | 18 Jul 04 | 3:03.31         | UNITED STATES (USA)        | Eugene              | 27 Jul 14 |
| 3:03.80           | GREAT BRITAIN & N.I. (GBR) | Plovdiv        | 12 Aug 90 | 3:04.11         | JAPAN (JPN)                | Eugene              | 27 Jul 14 |
| 3:04.06           | JAMAICA (JAM)              | Kingston, JAM  | 21 Jul 02 | 3:04.47         | JAMAICA (JAM)              | Eugene              | 27 Jul 14 |
| 3:04.11           | JAPAN (JPN)                | Eugene         | 27 Jul 14 | 3:06.02         | TRINIDAD AND TOBAGO (TTO)  | Fort-de-France      | 21 Apr 14 |
| 3:04.22           | CUBA (CUB)                 | Athina         | 20 Jul 86 | 3:06.21         | NIGERIA (NGR)              | Warri               | 13 Jun 14 |
| 3:04.50           | SOUTH AFRICA (RSA)         | Grosseto       | 18 Jul 04 | 3:06.42         | GREAT BRITAIN & N.I. (GBR) | Eugene              | 27 Jul 14 |
| 3:04.74           | AUSTRALIA (AUS)            | Anncy          | 2 Aug 98  | 3:06.80         | AUSTRALIA (AUS)            | Eugene              | 27 Jul 14 |
| 3:04.87           | RUSSIA (RUS)               | Rieti          | 21 Jul 13 | 3:07.03         | BAHAMAS (BAH)              | Eugene              | 26 Jul 14 |
| 3:05.05           | POLAND (POL)               | Barcelona (OS) | 15 Jul 12 | 3:07.74         | GERMANY (GER)              | Mannheim (Hoffmann) | 6 Jul 14  |
| 3:05.41           | FRANCE (FRA)               | Rieti          | 21 Jul 13 | 3:07.80         | BOTSWANA (BOT)             | Eugene              | 26 Jul 14 |

## SUMMARY



## 4 x 400 Metres Relay Men - Round 1

First 2 in each heat (Q) and the next 2 fastest (q) advance to the Final

## JAMAICA AND SOUTH AFRICA REINSTATED BY THE REFEREE

| RECORDS                         | RESULT  | TEAM                              | COUNTRY | VENUE                   | DATE                  |
|---------------------------------|---------|-----------------------------------|---------|-------------------------|-----------------------|
| World Junior Record <b>WJR</b>  | 3:01.09 | United States                     | USA     | Grosseto                | 18 Jul 2004           |
| Championships Record <b>CR</b>  | 3:01.09 | United States                     | USA     | Grosseto                | 18 Jul 2004           |
| World Junior Leading <b>WJL</b> | 3:03.97 | United States                     | USA     | Eugene                  | 26 Jul 2014           |
| Area Junior Record <b>AJR</b>   |         | National Junior Record <b>NJR</b> |         | Personal Best <b>PB</b> | Season Best <b>SB</b> |

26 July 2014

| RANK | PLACE | HEAT | LANE | BIB | TEAM                 | REACTION | RESULT    |            |
|------|-------|------|------|-----|----------------------|----------|-----------|------------|
| 1    | 1     | 1    | 6    | USA | UNITED STATES        | 0.192    | 3:03.97 Q | <b>WJL</b> |
| 2    | 1     | 2    | 4    | JPN | JAPAN                | 0.172    | 3:05.40 Q | <b>SB</b>  |
| 3    | 2     | 2    | 5    | JAM | JAMAICA              | 0.253    | 3:06.25 Q | <b>SB</b>  |
| 4    | 3     | 2    | 6    | BAH | BAHAMAS              | 0.237    | 3:07.03 q | <b>NJR</b> |
| 5    | 2     | 1    | 7    | BOT | BOTSWANA             | 0.172    | 3:07.80 Q | <b>SB</b>  |
| 6    | 1     | 3    | 5    | GBR | GREAT BRITAIN & N.I. | 0.172    | 3:08.61 Q | <b>SB</b>  |
| 7    | 2     | 3    | 3    | RSA | SOUTH AFRICA         | 0.197    | 3:09.11 Q | <b>SB</b>  |
| 8    | 3     | 1    | 4    | AUS | AUSTRALIA            | 0.227    | 3:09.22 q | <b>SB</b>  |
| 9    | 3     | 3    | 4    | NGR | NIGERIA              | 0.176    | 3:09.37   |            |
| 10   | 4     | 3    | 6    | TUR | TURKEY               | 0.304    | 3:10.07   | <b>NJR</b> |
| 11   | 4     | 1    | 5    | CUB | CUBA                 | 0.191    | 3:10.60   | <b>SB</b>  |
| 12   | 4     | 2    | 2    | GER | GERMANY              | 0.178    | 3:10.75   |            |
| 13   | 5     | 3    | 2    | POL | POLAND               | 0.162    | 3:10.94   | <b>SB</b>  |
| 14   | 6     | 3    | 7    | THA | THAILAND             | 0.184    | 3:11.50   |            |
| 15   | 5     | 2    | 3    | CAN | CANADA               | 0.154    | 3:11.93   | <b>SB</b>  |
| 16   | 5     | 1    | 3    | TTO | TRINIDAD AND TOBAGO  | 0.195    | 3:12.06   |            |
| 17   | 6     | 1    | 2    | BEL | BELGIUM              | 0.258    | 3:12.57   |            |
|      |       | 2    | 7    | PUR | PUERTO RICO          | 0.201    | DQ        | 163.3(a)   |

NOTE IAAF Rule 163.3(a) - Lane infringement

| ALL-TIME TOP LIST |                            |                |           | SEASON TOP LIST |                            |                     |           |
|-------------------|----------------------------|----------------|-----------|-----------------|----------------------------|---------------------|-----------|
| RESULT            | TEAM                       | VENUE          | DATE      | RESULT          | TEAM                       | VENUE               | DATE      |
| 3:01.09           | UNITED STATES (USA)        | Grosseto       | 18 Jul 04 | 3:03.97         | UNITED STATES (USA)        | Eugene              | 26 Jul 14 |
| 3:03.80           | GREAT BRITAIN & N.I. (GBR) | Plovdiv        | 12 Aug 90 | 3:05.40         | JAPAN (JPN)                | Eugene              | 26 Jul 14 |
| 3:04.06           | JAMAICA (JAM)              | Kingston, JAM  | 21 Jul 02 | 3:06.02         | TRINIDAD AND TOBAGO (TTO)  | Fort-de-France      | 21 Apr 14 |
| 3:04.22           | CUBA (CUB)                 | Athina         | 20 Jul 86 | 3:06.21         | NIGERIA (NGR)              | Warri               | 13 Jun 14 |
| 3:04.50           | SOUTH AFRICA (RSA)         | Grosseto       | 18 Jul 04 | 3:06.25         | JAMAICA (JAM)              | Eugene              | 26 Jul 14 |
| 3:04.74           | AUSTRALIA (AUS)            | Annecy         | 2 Aug 98  | 3:07.03         | BAHAMAS (BAH)              | Eugene              | 26 Jul 14 |
| 3:04.87           | RUSSIA (RUS)               | Rieti          | 21 Jul 13 | 3:07.74         | GERMANY (GER)              | Mannheim (Hoffmann) | 6 Jul 14  |
| 3:05.05           | POLAND (POL)               | Barcelona (OS) | 15 Jul 12 | 3:07.80         | BOTSWANA (BOT)             | Eugene              | 26 Jul 14 |
| 3:05.33           | JAPAN (JPN)                | Grosseto       | 18 Jul 04 | 3:08.61         | GREAT BRITAIN & N.I. (GBR) | Eugene              | 26 Jul 14 |
| 3:05.41           | FRANCE (FRA)               | Rieti          | 21 Jul 13 | 3:08.89         | THAILAND (THA)             | Taipei              | 15 Jun 14 |

## RESULTS



## 4 x 400 Metres Relay Men - Round 1

First 2 in each heat (Q) and the next 2 fastest (q) advance to the Final

JAMAICA AND SOUTH AFRICA REINSTATED BY THE REFEREE

| RECORDS                         | RESULT  | TEAM                              | COUNTRY | VENUE                   | DATE                  |
|---------------------------------|---------|-----------------------------------|---------|-------------------------|-----------------------|
| World Junior Record <b>WJR</b>  | 3:01.09 | United States                     | USA     | Grosseto                | 18 Jul 2004           |
| Championships Record <b>CR</b>  | 3:01.09 | United States                     | USA     | Grosseto                | 18 Jul 2004           |
| World Junior Leading <b>WJL</b> | 3:03.97 | United States                     | USA     | Eugene                  | 26 Jul 2014           |
| Area Junior Record <b>AJR</b>   |         | National Junior Record <b>NJR</b> |         | Personal Best <b>PB</b> | Season Best <b>SB</b> |

Heat 1

3

26 July 2014 15:31 START TIME

30° C TEMPERATURE 31 % HUMIDITY

| PLACE | TEAM  | BIB | LANE | REACTION | RESULT         | Fn           |
|-------|---|-----|------|----------|----------------|--------------|
| 1     | <b>UNITED STATES</b><br>1565 Josephus LYLES<br>1564 Ricky MORGAN<br>1563 Miles PARISH<br>1527 Michael CHERRY        | USA | 6    | 0.192    | <b>3:03.97</b> | Q <b>WJL</b> |
| 2     | <b>BOTSWANA</b><br>273 Karabo SIBANDA<br>270 Baboloki THEBE<br>269 Keetile UNODA<br>271 Leungo SCOTCH               | BOT | 7    | 0.172    | <b>3:07.80</b> | Q <b>SB</b>  |
| 3     | <b>AUSTRALIA</b><br>131 James KERMOND<br>132 Sam REISER<br>129 Joshua ROBINSON<br>130 James KALUSCHKE               | AUS | 4    | 0.227    | <b>3:09.22</b> | q <b>SB</b>  |
| 4     | <b>CUBA</b><br>426 Leandro ZAMORA<br>425 Reynier MENA<br>427 Santiago A. FORD<br>428 José Luis GASPAR               | CUB | 5    | 0.191    | <b>3:10.60</b> | <b>SB</b>    |
| 5     | <b>TRINIDAD AND TOBAGO</b><br>1439 Asa GUEVARA<br>1444 Breon MULLINGS<br>1446 Nathan FARINHA<br>1436 Machel CEDENIO | TTO | 3    | 0.195    | <b>3:12.06</b> |              |
| 6     | <b>BELGIUM</b><br>239 Michaël ROSSAERT<br>237 Alexandre SCREVE<br>240 Asamti BADJI<br>241 Simon DE LANGE            | BEL | 2    | 0.258    | <b>3:12.57</b> |              |

| INTERMEDIATE TIMES | 400m  | UNITED STATES | 45.52   |
|--------------------|-------|---------------|---------|
|                    | 800m  | UNITED STATES | 1:32.54 |
|                    | 1200m | UNITED STATES | 2:18.76 |



**RESULTS**  
**4 x 400 Metres Relay Men - Round 1**

**Heat 2** **3**

26 July 2014 15:41 START TIME 30° C TEMPERATURE 31 % HUMIDITY

| PLACE | TEAM   | BIB | LANE | REACTION | RESULT             | Fn           |
|-------|--|-----|------|----------|--------------------|--------------|
| 1     | <b>JAPAN</b><br>924 Julian Jrummi WALSH<br>922 Kaisei YUI<br>923 Takamasa KITAGAWA<br>921 Nobuya KATO          | JPN | 4    | 0.172    | <b>3:05.40</b>     | Q <b>SB</b>  |
| 2     | <b>JAMAICA</b><br>885 Ivan HENRY<br>884 Martin MANLEY<br>886 Twayne CROOKS<br>879 Nathon ALLEN                 | JAM | 5    | 0.253    | <b>3:06.25</b>     | Q <b>SB</b>  |
| 3     | <b>BAHAMAS</b><br>209 Henri DELAUZE<br>216 Kinard ROLLE<br>206 Janeko CARTWRIGHT<br>210 Steven GARDINER        | BAH | 6    | 0.237    | <b>3:07.03</b>     | q <b>NJR</b> |
| 4     | <b>GERMANY</b><br>694 Steffen SCHATTNER<br>695 Jakob KREMPIN<br>693 Constantin SCHMIDT<br>692 Laurin WALTER    | GER | 2    | 0.178    | <b>3:10.75</b>     |              |
| 5     | <b>CANADA</b><br>317 Daniel BRADY<br>320 Graeme THOMPSON<br>318 Jared KERR<br>319 Joshua CUNNINGHAM            | CAN | 3    | 0.154    | <b>3:11.93</b>     | <b>SB</b>    |
|       | <b>PUERTO RICO</b><br>1226 Christian MARTINEZ<br>1224 Derick DIAZ<br>1230 Ricardo TORRES<br>1223 Andrés ARROYO | PUR | 7    | 0.201    | <b>DQ 163.3(a)</b> |              |

**NOTE** IAAF Rule 163.3(a) - Lane infringement

| INTERMEDIATE TIMES | 400m  | JAPAN | 47.53   |
|--------------------|-------|-------|---------|
|                    | 800m  | JAPAN | 1:33.06 |
|                    | 1200m | JAPAN | 2:18.88 |



**RESULTS**  
**4 x 400 Metres Relay Men - Round 1**

**Heat 3** **3**

26 July 2014 15:50 START TIME 30° C TEMPERATURE 31 % HUMIDITY

| PLACE | TEAM  | BIB | LANE | REACTION | RESULT         | Q | SB | NR | FR |
|-------|---|-----|------|----------|----------------|---|----|----|----|
| 1     | <b>GREAT BRITAIN &amp; N.I.</b><br>659 David HALL<br>651 Nick PETROU<br>650 Ben SNAITH<br>652 Elliot RUTTER                           | GBR | 5    | 0.172    | <b>3:08.61</b> | Q | SB |    |    |
| 2     | <b>SOUTH AFRICA</b><br>1259 Hanno COETZER<br>1269 Sonwabiso SKHOSANA<br>1260 Berend KOEKEMOER<br>1268 Jon SEELIGER                    | RSA | 3    | 0.197    | <b>3:09.11</b> | Q | SB |    |    |
| 3     | <b>NIGERIA</b><br>1111 Samson Oghenewegba NATHANIEL<br>1109 Fasasi ADEKUNLE RILWAN<br>1114 Sikiru ADEYEMI<br>1113 Omeiza John AKERELE | NGR | 4    | 0.176    | <b>3:09.37</b> |   |    |    |    |
| 4     | <b>TURKEY</b><br>1474 Fahri ARSOY<br>1477 Abdullah TÛTÛNCI<br>1473 Enis ÜNSAL<br>1462 Batuhan ALTINTAS                                | TUR | 6    | 0.304    | <b>3:10.07</b> |   |    | NR |    |
| 5     | <b>POLAND</b><br>1180 Kajetan DUSZYNSKI<br>1184 Patryk NURKOWSKI<br>1183 Lukasz SMOLNICKI<br>1181 Wiktor SUWARA                       | POL | 2    | 0.162    | <b>3:10.94</b> |   | SB |    |    |
| 6     | <b>THAILAND</b><br>1413 Jaturong CHIMRUANG<br>1414 Witthawat THUMCHA<br>1415 Treenate KRITTANUKULWONG<br>1412 Vitsanu PHOSRI          | THA | 7    | 0.184    | <b>3:11.50</b> |   |    |    |    |

| INTERMEDIATE TIMES | 400m                 | 800m    | 1200m |
|--------------------|----------------------|---------|-------|
|                    | NIGERIA              | 46.33   |       |
|                    | GREAT BRITAIN & N.I. | 1:34.72 |       |
|                    | GREAT BRITAIN & N.I. | 2:22.33 |       |

| ALL-TIME TOP LIST |                            |                |           | SEASON TOP LIST |                            |                     |           |
|-------------------|----------------------------|----------------|-----------|-----------------|----------------------------|---------------------|-----------|
| RESULT            | TEAM                       | VENUE          | DATE      | RESULT          | TEAM                       | VENUE               | DATE      |
| 3:01.09           | UNITED STATES (USA)        | Grosseto       | 18 Jul 04 | 3:03.97         | UNITED STATES (USA)        | Eugene              | 26 Jul 14 |
| 3:03.80           | GREAT BRITAIN & N.I. (GBR) | Plovdiv        | 12 Aug 90 | 3:05.40         | JAPAN (JPN)                | Eugene              | 26 Jul 14 |
| 3:04.06           | JAMAICA (JAM)              | Kingston, JAM  | 21 Jul 02 | 3:06.02         | TRINIDAD AND TOBAGO (TTO)  | Fort-de-France      | 21 Apr 14 |
| 3:04.22           | CUBA (CUB)                 | Athina         | 20 Jul 86 | 3:06.21         | NIGERIA (NGR)              | Warri               | 13 Jun 14 |
| 3:04.50           | SOUTH AFRICA (RSA)         | Grosseto       | 18 Jul 04 | 3:06.25         | JAMAICA (JAM)              | Eugene              | 26 Jul 14 |
| 3:04.74           | AUSTRALIA (AUS)            | Anncy          | 2 Aug 98  | 3:07.03         | BAHAMAS (BAH)              | Eugene              | 26 Jul 14 |
| 3:04.87           | RUSSIA (RUS)               | Rieti          | 21 Jul 13 | 3:07.74         | GERMANY (GER)              | Mannheim (Hoffmann) | 6 Jul 14  |
| 3:05.05           | POLAND (POL)               | Barcelona (OS) | 15 Jul 12 | 3:07.80         | BOTSWANA (BOT)             | Eugene              | 26 Jul 14 |
| 3:05.33           | JAPAN (JPN)                | Grosseto       | 18 Jul 04 | 3:08.61         | GREAT BRITAIN & N.I. (GBR) | Eugene              | 26 Jul 14 |
| 3:05.41           | FRANCE (FRA)               | Rieti          | 21 Jul 13 | 3:08.89         | THAILAND (THA)             | Taipei              | 15 Jun 14 |



# RESULTS



## 100 Metres Men - Decathlon Junior

| RECORDS                | RESULT      | NAME                   | COUNTRY      | AGE           | VENUE     | DATE                          |           |
|------------------------|-------------|------------------------|--------------|---------------|-----------|-------------------------------|-----------|
| World Dec. Junior Best | <b>WDJB</b> | 10.54                  | Virgil SPIER | NED           | 19        | Santiago de Chile 18 Oct 2000 |           |
| Champ. Decathlon Best  | <b>CDB</b>  | 10.54                  | Virgil SPIER | NED           | 19        | Santiago de Chile 18 Oct 2000 |           |
| Area Junior Record     | <b>AJR</b>  | National Junior Record | <b>NJR</b>   | Personal Best | <b>PB</b> | Season Best                   | <b>SB</b> |

**Heat 1** **5** 22 July 2014 10:23 START TIME 18° C TEMPERATURE 73 % HUMIDITY +0.6 m/s WIND

| PLACE | BIB  | NAME             | COUNTRY | DATE of BIRTH | LANE | RESULT | REACTION  | Fn    | POINTS | TOTAL |
|-------|------|------------------|---------|---------------|------|--------|-----------|-------|--------|-------|
| 1     | 147  | Cedric DUBLER    | AUS     | 13 Jan 95     | 8    | 10.80  | <b>PB</b> | 0.144 | 906    | 906   |
| 2     | 1355 | Jan DEUBER       | SUI     | 14 Feb 95     | 2    | 10.95  | <b>PB</b> | 0.157 | 872    | 872   |
| 3     | 1353 | Luca BERNASCHINA | SUI     | 30 Jun 95     | 5    | 11.09  | <b>PB</b> | 0.175 | 841    | 841   |
| 4     | 288  | Alex SOARES      | BRA     | 02 Feb 95     | 3    | 11.20  | <b>PB</b> | 0.206 | 817    | 817   |
| 5     | 530  | Pablo TRESCOLÍ   | ESP     | 04 Mar 95     | 6    | 11.21  | <b>PB</b> | 0.170 | 814    | 814   |
| 6     | 427  | Santiago A. FORD | CUB     | 25 Aug 97     | 7    | 11.26  |           | 0.143 | 804    | 804   |
| 7     | 376  | Qunhao WANG      | CHN     | 03 Feb 95     | 4    | 11.45  |           | 0.213 | 763    | 763   |

**Heat 2** **5** 22 July 2014 10:29 START TIME 18° C TEMPERATURE 73 % HUMIDITY +0.5 m/s WIND

| PLACE | BIB  | NAME               | COUNTRY | DATE of BIRTH | LANE | RESULT | REACTION  | Fn    | POINTS | TOTAL |
|-------|------|--------------------|---------|---------------|------|--------|-----------|-------|--------|-------|
| 1     | 1132 | Karsten WARHOLM    | NOR     | 28 Feb 96     | 6    | 10.55  | <b>PB</b> | 0.134 | 963    | 963   |
| 2     | 1290 | Roman KONDRATYEV   | RUS     | 15 May 95     | 3    | 10.88  | <b>PB</b> | 0.183 | 888    | 888   |
| 3     | 455  | Jirí SÝKORA        | CZE     | 20 Jan 95     | 2    | 10.92  |           | 0.144 | 878    | 878   |
| 4     | 260  | Yuriy YERYOMICH    | BLR     | 24 Apr 95     | 8    | 10.92  | <b>PB</b> | 0.204 | 878    | 878   |
| 5     | 690  | Fabian CHRIST      | GER     | 18 Sep 95     | 7    | 10.99  |           | 0.206 | 863    | 863   |
| 6     | 1090 | Sybren BLOK        | NED     | 25 Jun 96     | 4    | 10.99  |           | 0.134 | 863    | 863   |
| 7     | 1388 | Andreas GUSTAFSSON | SWE     | 08 Apr 97     | 5    | 11.21  |           | 0.181 | 814    | 814   |

**Heat 3** **5** 22 July 2014 10:37 START TIME 18° C TEMPERATURE 73 % HUMIDITY +2.0 m/s WIND

| PLACE | BIB  | NAME              | COUNTRY | DATE of BIRTH | LANE | RESULT | REACTION  | Fn    | POINTS | TOTAL |
|-------|------|-------------------|---------|---------------|------|--------|-----------|-------|--------|-------|
| 1     | 1576 | Harrison WILLIAMS | USA     | 07 Mar 96     | 3    | 10.75  | <b>PB</b> | 0.178 | 917    | 917   |
| 2     | 1550 | Gabriel MOORE     | USA     | 10 Jan 96     | 5    | 10.98  | <b>PB</b> | 0.173 | 865    | 865   |
| 3     | 602  | Mathias AKO       | FRA     | 28 Jul 95     | 6    | 11.01  | <b>PB</b> | 0.203 | 858    | 858   |
| 4     | 159  | David THOMSON     | AUS     | 08 Oct 95     | 7    | 11.37  | <b>PB</b> | 0.143 | 780    | 780   |
| 5     | 244  | Benjamin HOUARDY  | BEL     | 08 Dec 95     | 4    | 11.65  | <b>PB</b> | 0.184 | 721    | 721   |
| 6     | 1068 | Felipe RUIZ       | MEX     | 20 Feb 95     | 2    | 11.74  |           | 0.178 | 703    | 703   |

**Heat 4** **5** 22 July 2014 10:44 START TIME 18° C TEMPERATURE 73 % HUMIDITY +1.4 m/s WIND

| PLACE | BIB  | NAME              | COUNTRY | DATE of BIRTH | LANE | RESULT | REACTION  | Fn    | POINTS | TOTAL |
|-------|------|-------------------|---------|---------------|------|--------|-----------|-------|--------|-------|
| 1     | 245  | Vincent STAS      | BEL     | 04 May 95     | 8    | 10.95  | <b>PB</b> | 0.175 | 872    | 872   |
| 2     | 1295 | Evgeniy LIKHANOV  | RUS     | 10 Jan 95     | 7    | 11.01  | <b>SB</b> | 0.206 | 858    | 858   |
| 3     | 587  | Elmo SAVOLA       | FIN     | 10 Mar 95     | 6    | 11.08  | <b>PB</b> | 0.157 | 843    | 843   |
| 4     | 710  | Tim NOWAK         | GER     | 13 Aug 95     | 2    | 11.09  | <b>SB</b> | 0.170 | 841    | 841   |
| 5     | 287  | Jefferson SANTOS  | BRA     | 30 Aug 95     | 5    | 11.12  | <b>PB</b> | 0.132 | 834    | 834   |
| 6     | 547  | Taavi TŠERNJAVSKI | EST     | 04 Mar 95     | 3    | 11.19  | <b>PB</b> | 0.151 | 819    | 819   |
| 7     | 840  | Simone FASSINA    | ITA     | 19 Oct 96     | 4    | 11.39  |           | 0.172 | 776    | 776   |





**RESULTS**  
**100 Metres Men - Decathlon Junior**

**Heat 5**

**5**

22 July 2014 10:51 START TIME

18° C TEMPERATURE 73 % HUMIDITY

+1.0 m/s WIND

| PLACE | BIB  | NAME                 | COUNTRY | DATE of BIRTH | LANE | RESULT       |    | REACTION | Fn | POINTS     | TOTAL |
|-------|------|----------------------|---------|---------------|------|--------------|----|----------|----|------------|-------|
| 1     | 1099 | Loek VAN ZEVENBERGEN | NED     | 05 Aug 96     | 4    | <b>10.87</b> | PB | 0.163    |    | <b>890</b> | 890   |
| 2     | 659  | David HALL           | GBR     | 25 Apr 95     | 3    | <b>10.89</b> | PB | 0.143    |    | <b>885</b> | 885   |
| 3     | 449  | Jan DOLEŽAL          | CZE     | 06 Jun 96     | 8    | <b>11.03</b> | PB | 0.153    |    | <b>854</b> | 854   |
| 4     | 1265 | Fredriech PRETORIUS  | RSA     | 04 Aug 95     | 2    | <b>11.05</b> | PB | 0.143    |    | <b>850</b> | 850   |
| 5     | 529  | Carlos SÁNCHEZ       | ESP     | 21 Mar 96     | 5    | <b>11.16</b> |    | 0.182    |    | <b>825</b> | 825   |
| 6     | 1394 | Fredrik SAMUELSSON   | SWE     | 16 Feb 95     | 7    | <b>11.20</b> |    | 0.125    |    | <b>817</b> | 817   |
| 7     | 1349 | Aleksandar GRNOVIC   | SRB     | 09 Jan 96     | 6    | <b>11.28</b> |    | 0.215    |    | <b>799</b> | 799   |



# DECATHLON JUNIOR SUMMARY AFTER 1 EVENT

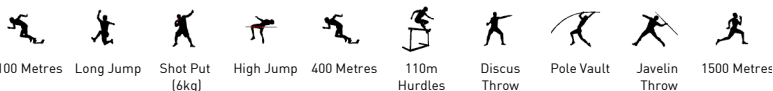
| RECORDS                         | RESULT      | NAME             | COUNTRY | AGE | VENUE              | DATE        |
|---------------------------------|-------------|------------------|---------|-----|--------------------|-------------|
| World Junior Record <b>WJR</b>  | <b>8397</b> | Torsten VOSS     | GDR     | 19  | Erfurt             | 7 Jul 1982  |
| Championships Record <b>CR</b>  | <b>8059</b> | Arkadiy VASILYEV | RUS     | 19  | Beijing (CSC)      | 17 Aug 2006 |
| World Junior Leading <b>WJL</b> | <b>8047</b> | Jirí SÝKORA      | CZE     | 19  | Praha (ASK Slavia) | 25 May 2014 |

22-23 July 2014

| PLACE | BIB  | NAME                 | COUNTRY | POINTS     | POINTS BEHIND LEADER |  |           |                |           |            |              |              |            |               |             |  |  |  |  |  |
|-------|------|----------------------|---------|------------|----------------------|--|-----------|----------------|-----------|------------|--------------|--------------|------------|---------------|-------------|--|--|--|--|--|
|       |      |                      |         |            |                      | 100 Metres   | Long Jump | Shot Put (6kg) | High Jump | 400 Metres | 110m Hurdles | Discus Throw | Pole Vault | Javelin Throw | 1500 Metres |  |  |  |  |  |
| 1     | 1132 | Karsten WARHOLM      | NOR     | <b>963</b> |                      | 10.55 (+0.5)   |           |                |           |            |              |              |            |               |             |  |  |  |  |  |
| 2     | 1576 | Harrison WILLIAMS    | USA     | <b>917</b> | -46                  | 10.75 (+2.0)   |           |                |           |            |              |              |            |               |             |  |  |  |  |  |
| 3     | 147  | Cedric DUBLER        | AUS     | <b>906</b> | -57                  | 10.80 (+0.6)   |           |                |           |            |              |              |            |               |             |  |  |  |  |  |
| 4     | 1099 | Loek VAN ZEVENBERGEN | NED     | <b>890</b> | -73                  | 10.87 (+1.0)   |           |                |           |            |              |              |            |               |             |  |  |  |  |  |
| 5     | 1290 | Roman KONDRATYEV     | RUS     | <b>888</b> | -75                  | 10.88 (+0.5)   |           |                |           |            |              |              |            |               |             |  |  |  |  |  |
| 6     | 659  | David HALL           | GBR     | <b>885</b> | -78                  | 10.89 (+1.0)   |           |                |           |            |              |              |            |               |             |  |  |  |  |  |
| 7     | 455  | Jirí SÝKORA          | CZE     | <b>878</b> | -85                  | 10.92 (+0.5)   |           |                |           |            |              |              |            |               |             |  |  |  |  |  |
| 7     | 260  | Yuriy YERYOMICH      | BLR     | <b>878</b> | -85                  | 10.92 (+0.5)   |           |                |           |            |              |              |            |               |             |  |  |  |  |  |
| 9     | 1355 | Jan DEUBER           | SUI     | <b>872</b> | -91                  | 10.95 (+0.6)   |           |                |           |            |              |              |            |               |             |  |  |  |  |  |
| 9     | 245  | Vincent STAS         | BEL     | <b>872</b> | -91                  | 10.95 (+1.4)   |           |                |           |            |              |              |            |               |             |  |  |  |  |  |
| 11    | 1550 | Gabriel MOORE        | USA     | <b>865</b> | -98                  | 10.98 (+2.0)   |           |                |           |            |              |              |            |               |             |  |  |  |  |  |
| 12    | 690  | Fabian CHRIST        | GER     | <b>863</b> | -100                 | 10.99 (+0.5)   |           |                |           |            |              |              |            |               |             |  |  |  |  |  |
| 12    | 1090 | Sybren BLOK          | NED     | <b>863</b> | -100                 | 10.99 (+0.5)   |           |                |           |            |              |              |            |               |             |  |  |  |  |  |
| 14    | 1295 | Evgeniy LIKHANOV     | RUS     | <b>858</b> | -105                 | 11.01 (+1.4)   |           |                |           |            |              |              |            |               |             |  |  |  |  |  |
| 14    | 602  | Mathias AKO          | FRA     | <b>858</b> | -105                 | 11.01 (+2.0)   |           |                |           |            |              |              |            |               |             |  |  |  |  |  |
| 16    | 449  | Jan DOLEŽAL          | CZE     | <b>854</b> | -109                 | 11.03 (+1.0)   |           |                |           |            |              |              |            |               |             |  |  |  |  |  |

**DECATHLON JUNIOR SUMMARY AFTER 1 EVENTS**

22-23 July 2014



| PLACE | BIB  | NAME                | COUNTRY | POINTS     | POINTS BEHIND LEADER | 100 Metres   | Long Jump | Shot Put (6kg) | High Jump | 400 Metres | 110m Hurdles | Discus Throw | Pole Vault | Javelin Throw | 1500 Metres |          |
|-------|------|---------------------|---------|------------|----------------------|--------------|-----------|----------------|-----------|------------|--------------|--------------|------------|---------------|-------------|----------|
| 17    | 1265 | Fredriech PRETORIUS | RSA     | <b>850</b> | -113                 | 11.05 (+1.0) |           |                |           |            |              |              |            |               |             | 850 (17) |
| 18    | 587  | Elmo SAVOLA         | FIN     | <b>843</b> | -120                 | 11.08 (+1.4) |           |                |           |            |              |              |            |               |             | 843 (18) |
| 19    | 1353 | Luca BERNASCHINA    | SUI     | <b>841</b> | -122                 | 11.09 (+0.6) |           |                |           |            |              |              |            |               |             | 841 (19) |
| 19    | 710  | Tim NOWAK           | GER     | <b>841</b> | -122                 | 11.09 (+1.4) |           |                |           |            |              |              |            |               |             | 841 (19) |
| 21    | 287  | Jefferson SANTOS    | BRA     | <b>834</b> | -129                 | 11.12 (+1.4) |           |                |           |            |              |              |            |               |             | 834 (21) |
| 22    | 529  | Carlos SÁNCHEZ      | ESP     | <b>825</b> | -138                 | 11.16 (+1.0) |           |                |           |            |              |              |            |               |             | 825 (22) |
| 23    | 547  | Taavi TŠERNJAVSKI   | EST     | <b>819</b> | -144                 | 11.19 (+1.4) |           |                |           |            |              |              |            |               |             | 819 (23) |
| 24    | 288  | Alex SOARES         | BRA     | <b>817</b> | -146                 | 11.20 (+0.6) |           |                |           |            |              |              |            |               |             | 817 (24) |
| 24    | 1394 | Fredrik SAMUELSSON  | SWE     | <b>817</b> | -146                 | 11.20 (+1.0) |           |                |           |            |              |              |            |               |             | 817 (24) |
| 26    | 1388 | Andreas GUSTAFSSON  | SWE     | <b>814</b> | -149                 | 11.21 (+0.5) |           |                |           |            |              |              |            |               |             | 814 (26) |
| 26    | 530  | Pablo TRESCOLÍ      | ESP     | <b>814</b> | -149                 | 11.21 (+0.6) |           |                |           |            |              |              |            |               |             | 814 (26) |
| 28    | 427  | Santiago A. FORD    | CUB     | <b>804</b> | -159                 | 11.26 (+0.6) |           |                |           |            |              |              |            |               |             | 804 (28) |
| 29    | 1349 | Aleksandar GRNOVIC  | SRB     | <b>799</b> | -164                 | 11.28 (+1.0) |           |                |           |            |              |              |            |               |             | 799 (29) |
| 30    | 159  | David THOMSON       | AUS     | <b>780</b> | -183                 | 11.37 (+2.0) |           |                |           |            |              |              |            |               |             | 780 (30) |
| 31    | 840  | Simone FASSINA      | ITA     | <b>776</b> | -187                 | 11.39 (+1.4) |           |                |           |            |              |              |            |               |             | 776 (31) |
| 32    | 376  | Qunhao WANG         | CHN     | <b>763</b> | -200                 | 11.45 (+0.6) |           |                |           |            |              |              |            |               |             | 763 (32) |
| 33    | 244  | Benjamin HOUGARDY   | BEL     | <b>721</b> | -242                 | 11.65 (+2.0) |           |                |           |            |              |              |            |               |             | 721 (33) |
| 34    | 1068 | Felipe RUIZ         | MEX     | <b>703</b> | -260                 | 11.74 (+2.0) |           |                |           |            |              |              |            |               |             | 703 (34) |











Official IAAF Partners





**DECATHLON JUNIOR SUMMARY AFTER 1 EVENTS**

22-23 July 2014

-  100 Metres
-  Long Jump
-  Shot Put (6kg)
-  High Jump
-  400 Metres
-  110m Hurdles
-  Discus Throw
-  Pole Vault
-  Javelin Throw
-  1500 Metres

| PLACE | BIB | NAME | COUNTRY | POINTS | POINTS BEHIND LEADER |
|-------|-----|------|---------|--------|----------------------|
|-------|-----|------|---------|--------|----------------------|

Official IAAF Partners



## SUMMARY



## 1500 Metres Men - Decathlon Junior

| RECORDS                | RESULT      | NAME                   | COUNTRY              | AGE           | VENUE     | DATE                 |           |
|------------------------|-------------|------------------------|----------------------|---------------|-----------|----------------------|-----------|
| World Dec. Junior Best | <b>WDJB</b> | 4:09.09                | Benjamin FENRICH     | FRA           | 19        | Novi Sad 24 Jul 2009 |           |
| Champ. Decathlon Best  | <b>CDB</b>  | 4:13.62                | Renco VAN VELDHUIZEN | NED           | 19        | Seoul 17 Sep 1992    |           |
| Area Junior Record     | <b>AJR</b>  | National Junior Record | <b>NJR</b>           | Personal Best | <b>PB</b> | Season Best          | <b>SB</b> |

23 July 2014

| RANK | PLACE | HEAT | BIB  | NAME                 | COUNTRY | DATE of BIRTH | RESULT         |               |
|------|-------|------|------|----------------------|---------|---------------|----------------|---------------|
| 1    | 1     | 1    | 244  | Benjamin HOUGARDY    | BEL     | 08 Dec 95     | <b>4:28.77</b> | 753           |
| 2    | 2     | 1    | 530  | Pablo TRESCOLÍ       | ESP     | 04 Mar 95     | <b>4:30.84</b> | <b>PB</b> 739 |
| 3    | 1     | 2    | 1265 | Fredriech PRETORIUS  | RSA     | 04 Aug 95     | <b>4:33.04</b> | <b>PB</b> 725 |
| 4    | 3     | 1    | 1068 | Felipe RUIZ          | MEX     | 20 Feb 95     | <b>4:35.34</b> | 710           |
| 5    | 4     | 1    | 1388 | Andreas GUSTAFSSON   | SWE     | 08 Apr 97     | <b>4:35.59</b> | <b>PB</b> 708 |
| 6    | 5     | 1    | 659  | David HALL           | GBR     | 25 Apr 95     | <b>4:35.82</b> | <b>PB</b> 707 |
| 7    | 2     | 2    | 1394 | Fredrik SAMUELSSON   | SWE     | 16 Feb 95     | <b>4:37.96</b> | <b>SB</b> 693 |
| 8    | 3     | 2    | 547  | Taavi TŠERNJAVSKI    | EST     | 04 Mar 95     | <b>4:38.35</b> | <b>PB</b> 691 |
| 9    | 4     | 2    | 147  | Cedric DUBLER        | AUS     | 13 Jan 95     | <b>4:39.81</b> | <b>PB</b> 681 |
| 10   | 5     | 2    | 376  | Qunhao WANG          | CHN     | 03 Feb 95     | <b>4:40.38</b> | 678           |
| 11   | 6     | 2    | 1576 | Harrison WILLIAMS    | USA     | 07 Mar 96     | <b>4:41.01</b> | <b>PB</b> 674 |
| 12   | 7     | 2    | 455  | Jirí SÝKORA          | CZE     | 20 Jan 95     | <b>4:42.10</b> | <b>PB</b> 667 |
| 13   | 8     | 2    | 1355 | Jan DEUBER           | SUI     | 14 Feb 95     | <b>4:45.43</b> | 646           |
| 14   | 9     | 2    | 1550 | Gabriel MOORE        | USA     | 10 Jan 96     | <b>4:45.68</b> | <b>PB</b> 645 |
| 15   | 6     | 1    | 529  | Carlos SÁNCHEZ       | ESP     | 21 Mar 96     | <b>4:46.11</b> | 642           |
| 16   | 10    | 2    | 710  | Tim NOWAK            | GER     | 13 Aug 95     | <b>4:46.19</b> | 642           |
| 17   | 7     | 1    | 1353 | Luca BERNASCHINA     | SUI     | 30 Jun 95     | <b>4:46.25</b> | <b>PB</b> 641 |
| 18   | 8     | 1    | 427  | Santiago A. FORD     | CUB     | 25 Aug 97     | <b>4:46.78</b> | 638           |
| 19   | 11    | 2    | 1295 | Evgeniy LIKHANOV     | RUS     | 10 Jan 95     | <b>4:47.12</b> | <b>PB</b> 636 |
| 20   | 12    | 2    | 1290 | Roman KONDRATYEV     | RUS     | 15 May 95     | <b>4:50.39</b> | 616           |
| 21   | 13    | 2    | 1132 | Karsten WARHOLM      | NOR     | 28 Feb 96     | <b>4:52.94</b> | 601           |
| 22   | 9     | 1    | 449  | Jan DOLEŽAL          | CZE     | 06 Jun 96     | <b>4:59.36</b> | <b>SB</b> 563 |
| 23   | 10    | 1    | 1090 | Sybren BLOK          | NED     | 25 Jun 96     | <b>5:02.90</b> | 543           |
| 24   | 11    | 1    | 288  | Alex SOARES          | BRA     | 02 Feb 95     | <b>5:03.00</b> | <b>PB</b> 543 |
| 25   | 14    | 2    | 602  | Mathias AKO          | FRA     | 28 Jul 95     | <b>5:04.50</b> | 534           |
| 26   | 15    | 2    | 587  | Elmo SAVOLA          | FIN     | 10 Mar 95     | <b>5:07.18</b> | 519           |
| 27   | 12    | 1    | 1099 | Loek VAN ZEVENBERGEN | NED     | 05 Aug 96     | <b>5:30.38</b> | 397           |
| 28   | 13    | 1    | 159  | David THOMSON        | AUS     | 08 Oct 95     | <b>5:40.06</b> | 351           |
|      |       | 1    | 690  | Fabian CHRIST        | GER     | 18 Sep 95     | <b>DNS</b>     |               |

## RESULTS



## 1500 Metres Men - Decathlon Junior

| RECORDS                | RESULT      | NAME                   | COUNTRY              | AGE           | VENUE     | DATE                 |           |
|------------------------|-------------|------------------------|----------------------|---------------|-----------|----------------------|-----------|
| World Dec. Junior Best | <b>WDJB</b> | 4:09.09                | Benjamin FENRICH     | FRA           | 19        | Novi Sad 24 Jul 2009 |           |
| Champ. Decathlon Best  | <b>CDB</b>  | 4:13.62                | Renco VAN VELDHIJZEN | NED           | 19        | Seoul 17 Sep 1992    |           |
| Area Junior Record     | <b>AJR</b>  | National Junior Record | <b>NJR</b>           | Personal Best | <b>PB</b> | Season Best          | <b>SB</b> |

## Heat 1

2

23 July 2014 20:14 START TIME

17° C TEMPERATURE 63 % HUMIDITY

| PLACE | BIB  | NAME                 | COUNTRY | DATE of BIRTH | ORDER | RESULT  | POINTS    | TOTAL    |
|-------|------|----------------------|---------|---------------|-------|---------|-----------|----------|
| 1     | 244  | Benjamin HOUGARDY    | BEL     | 08 Dec 95     | 14    | 4:28.77 | 753       | 7144     |
| 2     | 530  | Pablo TRESCOLÍ       | ESP     | 04 Mar 95     | 8     | 4:30.84 | <b>PB</b> | 739 7166 |
| 3     | 1068 | Felipe RUIZ          | MEX     | 20 Feb 95     | 4     | 4:35.34 |           | 710 6419 |
| 4     | 1388 | Andreas GUSTAFSSON   | SWE     | 08 Apr 97     | 9     | 4:35.59 | <b>PB</b> | 708 7068 |
| 5     | 659  | David HALL           | GBR     | 25 Apr 95     | 7     | 4:35.82 | <b>PB</b> | 707 7440 |
| 6     | 529  | Carlos SÁNCHEZ       | ESP     | 21 Mar 96     | 12    | 4:46.11 |           | 642 6231 |
| 7     | 1353 | Luca BERNASCHINA     | SUI     | 30 Jun 95     | 11    | 4:46.25 | <b>PB</b> | 641 7242 |
| 8     | 427  | Santiago A. FORD     | CUB     | 25 Aug 97     | 2     | 4:46.78 |           | 638 7180 |
| 9     | 449  | Jan DOLEŽAL          | CZE     | 06 Jun 96     | 13    | 4:59.36 | <b>SB</b> | 563 7309 |
| 10    | 1090 | Sybren BLOK          | NED     | 25 Jun 96     | 3     | 5:02.90 |           | 543 7166 |
| 11    | 288  | Alex SOARES          | BRA     | 02 Feb 95     | 5     | 5:03.00 | <b>PB</b> | 543 7194 |
| 12    | 1099 | Loek VAN ZEVENBERGEN | NED     | 05 Aug 96     | 6     | 5:30.38 |           | 397 6893 |
| 13    | 159  | David THOMSON        | AUS     | 08 Oct 95     | 1     | 5:40.06 |           | 351 7025 |
|       | 690  | Fabian CHRIST        | GER     | 18 Sep 95     | 10    | DNS     |           | 0        |

| INTERMEDIATE TIMES | 400m  | 244 Benjamin HOUGARDY | 1:07.42 |
|--------------------|-------|-----------------------|---------|
|                    | 800m  | 244 Benjamin HOUGARDY | 2:24.61 |
|                    | 1200m | 244 Benjamin HOUGARDY | 3:39.06 |

## Heat 2

2

23 July 2014 20:24 START TIME

17° C TEMPERATURE 63 % HUMIDITY

| PLACE | BIB  | NAME                | COUNTRY | DATE of BIRTH | ORDER | RESULT  | POINTS    | TOTAL    |
|-------|------|---------------------|---------|---------------|-------|---------|-----------|----------|
| 1     | 1265 | Fredriech PRETORIUS | RSA     | 04 Aug 95     | 1     | 4:33.04 | <b>PB</b> | 725 7689 |
| 2     | 1394 | Fredrik SAMUELSSON  | SWE     | 16 Feb 95     | 10    | 4:37.96 | <b>SB</b> | 693 7513 |
| 3     | 547  | Taavi TŠERNJAVSKI   | EST     | 04 Mar 95     | 11    | 4:38.35 | <b>PB</b> | 691 7579 |
| 4     | 147  | Cedric DUBLER       | AUS     | 13 Jan 95     | 8     | 4:39.81 | <b>PB</b> | 681 8094 |
| 5     | 376  | Qunhao WANG         | CHN     | 03 Feb 95     | 13    | 4:40.38 |           | 678 7484 |
| 6     | 1576 | Harrison WILLIAMS   | USA     | 07 Mar 96     | 7     | 4:41.01 | <b>PB</b> | 674 7760 |
| 7     | 455  | Jirí SÝKORA         | CZE     | 20 Jan 95     | 9     | 4:42.10 | <b>PB</b> | 667 8135 |
| 8     | 1355 | Jan DEUBER          | SUI     | 14 Feb 95     | 14    | 4:45.43 |           | 646 7413 |
| 9     | 1550 | Gabriel MOORE       | USA     | 10 Jan 96     | 4     | 4:45.68 | <b>PB</b> | 645 7619 |
| 10    | 710  | Tim NOWAK           | GER     | 13 Aug 95     | 5     | 4:46.19 |           | 642 7980 |
| 11    | 1295 | Evgeniy LIKHANOV    | RUS     | 10 Jan 95     | 2     | 4:47.12 | <b>PB</b> | 636 7788 |
| 12    | 1290 | Roman KONDRATYEV    | RUS     | 15 May 95     | 3     | 4:50.39 |           | 616 7780 |
| 13    | 1132 | Karsten WARHOLM     | NOR     | 28 Feb 96     | 12    | 4:52.94 |           | 601 7551 |
| 14    | 602  | Mathias AKO         | FRA     | 28 Jul 95     | 15    | 5:04.50 |           | 534 7537 |
| 15    | 587  | Elmo SAVOLA         | FIN     | 10 Mar 95     | 6     | 5:07.18 |           | 519 7278 |

| INTERMEDIATE TIMES | 400m   | 1290 Roman KONDRATYEV    | 1:10.30 |
|--------------------|--|--------------------------|---------|
|                    | 800m <th>1290 Roman KONDRATYEV</th> <td>2:29.72</td>     | 1290 Roman KONDRATYEV    | 2:29.72 |
|                    | 1200m <th>1265 Fredriech PRETORIUS</th> <td>3:47.10</td> | 1265 Fredriech PRETORIUS | 3:47.10 |

# DECATHLON JUNIOR SUMMARY AFTER 10 EVENTS

CORRECTION AT POINTS AFTER POLE VAULT FOR BIB 376

| RECORDS              | RESULT     | NAME | COUNTRY      | AGE | VENUE | DATE               |
|----------------------|------------|------|--------------|-----|-------|--------------------|
| World Junior Record  | <b>WJR</b> | 8397 | Torsten VOSS | GDR | 19    | Erfurt 7 Jul 1982  |
| Championships Record | <b>CR</b>  | 8135 | Jirí ŠÝKORA  | CZE | 19    | Eugene 23 Jul 2014 |
| World Junior Leading | <b>WJL</b> | 8135 | Jirí ŠÝKORA  | CZE | 19    | Eugene 23 Jul 2014 |

22-23 July 2014

| PLACE | BIB  | NAME                | COUNTRY | POINTS      | POINTS BEHIND LEADER |                          |   |                                       |                                      |                                       |  |                                       |                                      |                                       |   |
|-------|------|---------------------|---------|-------------|----------------------|--------------------------|---|---------------------------------------|--------------------------------------|---------------------------------------|--|---------------------------------------|--------------------------------------|---------------------------------------|---|
|       |      |                     |         |             |                      | 100 Metres               | Long Jump                                   | Shot Put (6kg)                        | High Jump                            | 400 Metres                            | 110m Hurdles                                 | Discus Throw                          | Pole Vault                           | Javelin Throw                         | 1500 Metres                             |
| 1     | 455  | Jirí ŠÝKORA         | CZE     | <b>8135</b> |                      | 10.92 (+0.5)<br>878 (7)  | 7.35 (+2.0)<br>898 (6)<br><b>1776 (5)</b>   | 15.50<br>820 (1)<br><b>2596 (1)</b>   | 1.94<br>749 (16)<br><b>3345 (4)</b>  | 49.00<br>861 (6)<br><b>4206 (5)</b>   | 14.23 (-0.1)<br>945 (6)<br><b>5151 (4)</b>   | 48.55<br>840 (1)<br><b>5991 (1)</b>   | 4.40<br>731 (16)<br><b>6722 (2)</b>  | 60.56<br>746 (2)<br><b>7468 (1)</b>   | 4:42.10<br>667 (12)<br><b>8135 (1)</b>  |
| 2     | 147  | Cedric DUBLER       | AUS     | <b>8094</b> | -41                  | 10.80 (+0.6)<br>906 (3)  | 7.74 (+1.2)<br>995 (2)<br><b>1901 (2)</b>   | 13.02<br>668 (24)<br><b>2569 (4)</b>  | 2.09<br>887 (2)<br><b>3456 (2)</b>   | 48.75<br>873 (5)<br><b>4329 (1)</b>   | 14.08 (-0.5)<br>964 (2)<br><b>5293 (1)</b>   | 38.25<br>629 (13)<br><b>5922 (2)</b>  | 4.80<br>849 (3)<br><b>6771 (1)</b>   | 53.63<br>642 (9)<br><b>7413 (2)</b>   | 4:39.81<br>681 (9)<br><b>8094 (2)</b>   |
| 3     | 710  | Tim NOWAK           | GER     | <b>7980</b> | -155                 | 11.09 (+1.4)<br>841 (19) | 7.16 (+1.4)<br>852 (14)<br><b>1693 (14)</b> | 14.47<br>757 (8)<br><b>2450 (11)</b>  | 2.03<br>831 (6)<br><b>3281 (7)</b>   | 49.60<br>833 (11)<br><b>4114 (7)</b>  | 14.14 (-0.6)<br>957 (3)<br><b>5071 (6)</b>   | 42.42<br>714 (7)<br><b>5785 (4)</b>   | 4.70<br>819 (5)<br><b>6604 (4)</b>   | 59.74<br>734 (3)<br><b>7338 (3)</b>   | 4:46.19<br>642 (16)<br><b>7980 (3)</b>  |
| 4     | 1295 | Evgeniy LIKHANOV    | RUS     | <b>7788</b> | -347                 | 11.01 (+1.4)<br>858 (14) | 7.72 (+2.0)<br>990 (3)<br><b>1848 (4)</b>   | 14.19<br>740 (9)<br><b>2588 (2)</b>   | 2.09<br>887 (1)<br><b>3475 (1)</b>   | 50.18<br>806 (16)<br><b>4281 (2)</b>  | 14.87 (-0.1)<br>865 (22)<br><b>5146 (5)</b>  | 34.64<br>556 (24)<br><b>5702 (6)</b>  | 4.60<br>790 (6)<br><b>6492 (6)</b>   | 54.83<br>660 (7)<br><b>7152 (5)</b>   | 4:47.12<br>636 (19)<br><b>7788 (4)</b>  |
| 5     | 1290 | Roman KONDRATYEV    | RUS     | <b>7780</b> | -355                 | 10.88 (+0.5)<br>888 (5)  | 7.29 (+2.4)<br>883 (8)<br><b>1771 (7)</b>   | 14.93<br>785 (3)<br><b>2556 (5)</b>   | 2.03<br>831 (4)<br><b>3387 (3)</b>   | 49.25<br>849 (8)<br><b>4236 (4)</b>   | 14.04 (-0.5)<br>969 (1)<br><b>5205 (2)</b>   | 37.56<br>615 (14)<br><b>5820 (3)</b>  | 4.60<br>790 (8)<br><b>6610 (3)</b>   | 47.66<br>554 (24)<br><b>7164 (4)</b>  | 4:50.39<br>616 (20)<br><b>7780 (5)</b>  |
| 6     | 1576 | Harrison WILLIAMS   | USA     | <b>7760</b> | -375                 | 10.75 (+2.0)<br>917 (2)  | 6.80 (+0.7)<br>767 (25)<br><b>1684 (16)</b> | 13.53<br>700 (18)<br><b>2384 (16)</b> | 1.94<br>749 (16)<br><b>3133 (13)</b> | 48.21<br>899 (4)<br><b>4032 (10)</b>  | 14.37 (-0.9)<br>927 (9)<br><b>4959 (10)</b>  | 35.09<br>565 (22)<br><b>5524 (12)</b> | 4.90<br>880 (2)<br><b>6404 (8)</b>   | 56.31<br>682 (5)<br><b>7086 (6)</b>   | 4:41.01<br>674 (11)<br><b>7760 (6)</b>  |
| 7     | 1265 | Fredriech PRETORIUS | RSA     | <b>7689</b> | -446                 | 11.05 (+1.0)<br>850 (17) | 7.31 (+0.4)<br>888 (10)<br><b>1738 (10)</b> | 13.94<br>725 (14)<br><b>2463 (10)</b> | 1.97<br>776 (14)<br><b>3239 (8)</b>  | 49.41<br>842 (9)<br><b>4081 (8)</b>   | 14.20 (-0.5)<br>949 (5)<br><b>5030 (8)</b>   | 38.90<br>642 (12)<br><b>5672 (7)</b>  | 4.20<br>673 (21)<br><b>6345 (11)</b> | 52.05<br>619 (15)<br><b>6964 (9)</b>  | 4:33.04<br>725 (3)<br><b>7689 (7)</b>   |
| 8     | 1550 | Gabriel MOORE       | USA     | <b>7619</b> | -516                 | 10.98 (+2.0)<br>865 (11) | 7.01 (+1.8)<br>816 (24)<br><b>1681 (17)</b> | 13.41<br>692 (20)<br><b>2373 (17)</b> | 1.97<br>776 (12)<br><b>3149 (12)</b> | 49.01<br>861 (7)<br><b>4010 (12)</b>  | 14.82 (-0.6)<br>871 (19)<br><b>4881 (11)</b> | 45.09<br>769 (6)<br><b>5650 (8)</b>   | 4.30<br>702 (18)<br><b>6352 (10)</b> | 52.25<br>622 (14)<br><b>6974 (8)</b>  | 4:45.68<br>645 (14)<br><b>7619 (8)</b>  |
| 9     | 547  | Taavi TŠERNJAVSKI   | EST     | <b>7579</b> | -556                 | 11.19 (+1.4)<br>819 (23) | 6.85 (-0.1)<br>778 (22)<br><b>1597 (24)</b> | 14.73<br>773 (5)<br><b>2370 (18)</b>  | 1.91<br>723 (24)<br><b>3093 (21)</b> | 50.48<br>793 (23)<br><b>3886 (20)</b> | 15.23 (-0.6)<br>822 (27)<br><b>4708 (23)</b> | 46.16<br>791 (3)<br><b>5499 (14)</b>  | 4.30<br>702 (19)<br><b>6201 (13)</b> | 56.63<br>687 (4)<br><b>6888 (11)</b>  | 4:38.35<br>691 (8)<br><b>7579 (9)</b>   |
| 10    | 1132 | Karsten WARHOLM     | NOR     | <b>7551</b> | -584                 | 10.55 (+0.5)<br>963 (1)  | 7.53 (+2.6)<br>942 (4)<br><b>1905 (1)</b>   | 11.60<br>582 (33)<br><b>2487 (7)</b>  | 2.00<br>803 (7)<br><b>3290 (6)</b>   | 47.21<br>948 (1)<br><b>4238 (3)</b>   | 14.14 (-0.5)<br>957 (3)<br><b>5195 (3)</b>   | 36.05<br>585 (18)<br><b>5780 (5)</b>  | 4.20<br>673 (21)<br><b>6453 (7)</b>  | 43.77<br>497 (27)<br><b>6950 (10)</b> | 4:52.94<br>601 (21)<br><b>7551 (10)</b> |
| 11    | 602  | Mathias AKO         | FRA     | <b>7537</b> | -598                 | 11.01 (+2.0)<br>858 (14) | 7.27 (+1.8)<br>878 (9)<br><b>1736 (11)</b>  | 13.98<br>727 (13)<br><b>2463 (9)</b>  | 1.85<br>670 (25)<br><b>3133 (14)</b> | 51.72<br>737 (31)<br><b>3870 (22)</b> | 14.47 (-0.1)<br>915 (11)<br><b>4785 (19)</b> | 46.49<br>798 (2)<br><b>5583 (10)</b>  | 5.00<br>910 (1)<br><b>6493 (5)</b>   | 44.68<br>510 (26)<br><b>7003 (7)</b>  | 5:04.50<br>534 (25)<br><b>7537 (11)</b> |
| 12    | 1394 | Fredrik SAMUELSSON  | SWE     | <b>7513</b> | -622                 | 11.20 (+1.0)<br>817 (24) | 7.03 (+1.7)<br>821 (16)<br><b>1638 (21)</b> | 14.62<br>766 (6)<br><b>2404 (14)</b>  | 1.94<br>749 (16)<br><b>3153 (10)</b> | 50.74<br>781 (24)<br><b>3934 (14)</b> | 14.90 (-0.6)<br>862 (23)<br><b>4796 (17)</b> | 40.02<br>665 (10)<br><b>5461 (16)</b> | 4.40<br>731 (15)<br><b>6192 (14)</b> | 52.64<br>628 (13)<br><b>6820 (12)</b> | 4:37.96<br>693 (7)<br><b>7513 (12)</b>  |
| 13    | 659  | David HALL          | GBR     | <b>7440</b> | -695                 | 10.89 (+1.0)<br>885 (6)  | 6.66 (+2.2)<br>734 (29)<br><b>1619 (23)</b> | 13.62<br>705 (16)<br><b>2324 (23)</b> | 1.97<br>776 (11)<br><b>3100 (19)</b> | 47.85<br>916 (3)<br><b>4016 (11)</b>  | 14.98 (-0.9)<br>852 (24)<br><b>4868 (12)</b> | 35.77<br>579 (20)<br><b>5447 (17)</b> | 4.10<br>645 (24)<br><b>6092 (16)</b> | 53.53<br>641 (10)<br><b>6733 (16)</b> | 4:35.82<br>707 (6)<br><b>7440 (13)</b>  |
| 14    | 1355 | Jan DEUBER          | SUI     | <b>7413</b> | -722                 | 10.95 (+0.6)<br>872 (9)  | 7.27 (+0.5)<br>878 (19)<br><b>1750 (8)</b>  | 12.76<br>653 (26)<br><b>2403 (15)</b> | 1.91<br>723 (23)<br><b>3126 (15)</b> | 50.21<br>805 (17)<br><b>3931 (15)</b> | 14.60 (-0.5)<br>899 (14)<br><b>4830 (14)</b> | 35.90<br>582 (19)<br><b>5412 (19)</b> | 4.50<br>760 (12)<br><b>6172 (15)</b> | 50.44<br>595 (18)<br><b>6767 (13)</b> | 4:45.43<br>646 (13)<br><b>7413 (14)</b> |
| 15    | 376  | Qunhao WANG         | CHN     | <b>7352</b> | -783                 | 11.45 (+0.6)<br>763 (32) | 6.87 (0.0)<br>783 (21)<br><b>1546 (29)</b>  | 12.59<br>642 (28)<br><b>2188 (30)</b> | 1.97<br>776 (9)<br><b>2964 (27)</b>  | 49.63<br>832 (12)<br><b>3796 (25)</b> | 14.52 (-0.6)<br>908 (12)<br><b>4704 (24)</b> | 36.86<br>601 (16)<br><b>5305 (22)</b> | 4.40<br>731 (13)<br><b>6036 (19)</b> | 53.35<br>638 (11)<br><b>6674 (17)</b> | 4:40.38<br>678 (10)<br><b>7352 (15)</b> |



**DECATHLON JUNIOR SUMMARY AFTER 10 EVENTS**

| 22-23 July 2014 |      |                      |         |             |                      |                          |   |                                       |                                      |                                       |  |                                       |                                      |                                       |   |
|-----------------|------|----------------------|---------|-------------|----------------------|--------------------------|---|---------------------------------------|--------------------------------------|---------------------------------------|--|---------------------------------------|--------------------------------------|---------------------------------------|---|
| PLACE           | BIB  | NAME                 | COUNTRY | POINTS      | POINTS BEHIND LEADER | 100 Metres               | Long Jump                                   | Shot Put (6kg)                        | High Jump                            | 400 Metres                            | 110m Hurdles                                 | Discus Throw                          | Pole Vault                           | Javelin Throw                         | 1500 Metres                             |
| 16              | 449  | Jan DOLEŽAL          | CZE     | <b>7309</b> | -826                 | 11.03 (+1.0)<br>854 (16) | 6.97 (+0.3)<br>807 (18)<br><b>1661</b> (19) | 14.74<br>774 (4)<br><b>2435</b> (12)  | 1.76<br>593 (31)<br><b>3028</b> (24) | 49.94<br>817 (13)<br><b>3845</b> (24) | 14.25 (-0.9)<br>942 (7)<br><b>4787</b> (18)  | 45.91<br>786 (5)<br><b>5573</b> (11)  | 4.50<br>760 (10)<br><b>6333</b> (12) | 37.98<br>413 (28)<br><b>6746</b> (15) | 4:59.36<br>563 (22)<br><b>7309</b> (16) |
| 17              | 587  | Elmo SAVOLA          | FIN     | <b>7278</b> | -857                 | 11.08 (+1.4)<br>843 (18) | 6.99 (+1.1)<br>811 (17)<br><b>1654</b> (20) | 13.22<br>681 (21)<br><b>2335</b> (22) | 1.97<br>776 (13)<br><b>3111</b> (18) | 50.37<br>798 (21)<br><b>3909</b> (17) | 14.53 (-0.1)<br>907 (13)<br><b>4816</b> (15) | 27.32<br>412 (31)<br><b>5228</b> (25) | 4.50<br>760 (11)<br><b>5988</b> (21) | 62.18<br>771 (1)<br><b>6759</b> (14)  | 5:07.18<br>519 (26)<br><b>7278</b> (17) |
| 18              | 1353 | Luca BERNASCHINA     | SUI     | <b>7242</b> | -893                 | 11.09 (+0.6)<br>841 (19) | 7.39 (+2.5)<br>908 (5)<br><b>1749</b> (9)   | 14.50<br>759 (7)<br><b>2508</b> (6)   | 1.82<br>644 (27)<br><b>3152</b> (11) | 51.29<br>756 (27)<br><b>3908</b> (18) | 14.66 (-0.1)<br>891 (15)<br><b>4799</b> (16) | 34.34<br>550 (25)<br><b>5349</b> (20) | 4.20<br>673 (23)<br><b>6022</b> (20) | 49.33<br>579 (20)<br><b>6601</b> (21) | 4:46.25<br>641 (17)<br><b>7242</b> (18) |
| 19              | 288  | Alex SOARES          | BRA     | <b>7194</b> | -941                 | 11.20 (+0.6)<br>817 (24) | 7.18 (0.0)<br>857 (12)<br><b>1674</b> (18)  | 15.21<br>803 (2)<br><b>2477</b> (8)   | 1.79<br>619 (28)<br><b>3096</b> (20) | 50.16<br>807 (15)<br><b>3903</b> (19) | 14.86 (-0.1)<br>867 (21)<br><b>4770</b> (20) | 39.07<br>646 (11)<br><b>5416</b> (18) | 4.10<br>645 (25)<br><b>6061</b> (17) | 50.08<br>590 (19)<br><b>6651</b> (19) | 5:03.00<br>543 (24)<br><b>7194</b> (19) |
| 20              | 427  | Santiago A. FORD     | CUB     | <b>7180</b> | -955                 | 11.26 (+0.6)<br>804 (28) | 6.71 (-1.0)<br>746 (28)<br><b>1550</b> (27) | 13.55<br>701 (17)<br><b>2251</b> (26) | 2.03<br>831 (3)<br><b>3082</b> (22)  | 50.27<br>802 (19)<br><b>3884</b> (21) | 14.75 (-0.6)<br>880 (17)<br><b>4764</b> (21) | 33.65<br>537 (27)<br><b>5301</b> (23) | 3.90<br>590 (27)<br><b>5891</b> (24) | 54.17<br>651 (8)<br><b>6542</b> (22)  | 4:46.78<br>638 (18)<br><b>7180</b> (20) |
| 21              | 1090 | Sybren BLOK          | NED     | <b>7166</b> | -969                 | 10.99 (+0.5)<br>863 (12) | 6.80 (+1.1)<br>767 (26)<br><b>1630</b> (22) | 14.19<br>740 (10)<br><b>2370</b> (19) | 1.79<br>619 (30)<br><b>2989</b> (25) | 51.91<br>729 (32)<br><b>3718</b> (27) | 15.29 (-0.5)<br>815 (28)<br><b>4533</b> (28) | 40.78<br>680 (9)<br><b>5213</b> (26)  | 4.40<br>731 (14)<br><b>5944</b> (22) | 56.06<br>679 (6)<br><b>6623</b> (20)  | 5:02.90<br>543 (23)<br><b>7166</b> (21) |
| 22              | 530  | Pablo TRESCOLÍ       | ESP     | <b>7166</b> | -969                 | 11.21 (+0.6)<br>814 (26) | 6.55 (+2.2)<br>709 (32)<br><b>1523</b> (31) | 13.10<br>673 (23)<br><b>2196</b> (29) | 1.85<br>670 (26)<br><b>2866</b> (29) | 49.43<br>841 (10)<br><b>3707</b> (28) | 15.02 (-0.6)<br>847 (25)<br><b>4554</b> (27) | 36.91<br>602 (15)<br><b>5156</b> (27) | 4.20<br>673 (20)<br><b>5829</b> (27) | 50.61<br>598 (17)<br><b>6427</b> (24) | 4:30.84<br>739 (2)<br><b>7166</b> (22)  |
| 23              | 244  | Benjamin HOUGARDY    | BEL     | <b>7144</b> | -991                 | 11.65 (+2.0)<br>721 (33) | 6.84 (+1.8)<br>776 (23)<br><b>1497</b> (32) | 12.16<br>616 (31)<br><b>2113</b> (31) | 2.03<br>831 (4)<br><b>2944</b> (28)  | 51.39<br>752 (29)<br><b>3696</b> (29) | 15.67 (-0.6)<br>770 (30)<br><b>4466</b> (30) | 35.68<br>577 (21)<br><b>5043</b> (29) | 4.60<br>790 (6)<br><b>5833</b> (26)  | 47.92<br>558 (23)<br><b>6391</b> (25) | 4:28.77<br>753 (1)<br><b>7144</b> (23)  |
| 24              | 1388 | Andreas GUSTAFSSON   | SWE     | <b>7068</b> | -1067                | 11.21 (+0.5)<br>814 (26) | 6.74 (+2.7)<br>753 (27)<br><b>1567</b> (26) | 12.86<br>659 (25)<br><b>2226</b> (27) | 1.94<br>749 (22)<br><b>2975</b> (26) | 50.44<br>794 (22)<br><b>3769</b> (26) | 14.73 (-0.6)<br>882 (16)<br><b>4651</b> (25) | 29.60<br>457 (29)<br><b>5108</b> (28) | 4.40<br>731 (17)<br><b>5839</b> (25) | 45.44<br>521 (25)<br><b>6360</b> (26) | 4:35.59<br>708 (5)<br><b>7068</b> (24)  |
| 25              | 159  | David THOMSON        | AUS     | <b>7025</b> | -1110                | 11.37 (+2.0)<br>780 (30) | 6.96 (+3.3)<br>804 (20)<br><b>1584</b> (25) | 13.86<br>720 (15)<br><b>2304</b> (24) | 1.97<br>776 (9)<br><b>3080</b> (23)  | 51.00<br>769 (25)<br><b>3849</b> (23) | 15.84 (-0.6)<br>751 (31)<br><b>4600</b> (26) | 40.99<br>685 (8)<br><b>5285</b> (24)  | 4.50<br>760 (9)<br><b>6045</b> (18)  | 52.72<br>629 (12)<br><b>6674</b> (17) | 5:40.06<br>351 (28)<br><b>7025</b> (25) |
| 26              | 1099 | Loek VAN ZEVENBERGEN | NED     | <b>6893</b> | -1242                | 10.87 (+1.0)<br>890 (4)  | 7.29 (+1.4)<br>883 (7)<br><b>1773</b> (6)   | 11.78<br>593 (32)<br><b>2366</b> (20) | 1.94<br>749 (21)<br><b>3115</b> (16) | 50.21<br>805 (17)<br><b>3920</b> (16) | 15.31 (-0.9)<br>812 (29)<br><b>4732</b> (22) | 36.23<br>588 (17)<br><b>5320</b> (21) | 4.00<br>617 (26)<br><b>5937</b> (23) | 48.02<br>559 (22)<br><b>6496</b> (13) | 5:30.38<br>397 (27)<br><b>6893</b> (26) |
| 27              | 1068 | Felipe RUIZ          | MEX     | <b>6419</b> | -1716                | 11.74 (+2.0)<br>703 (34) | 6.04 (+2.1)<br>595 (34)<br><b>1298</b> (34) | 12.68<br>648 (27)<br><b>1946</b> (33) | 1.73<br>569 (32)<br><b>2515</b> (33) | 51.56<br>744 (30)<br><b>3259</b> (33) | 15.86 (-0.9)<br>749 (32)<br><b>4008</b> (32) | 33.51<br>534 (28)<br><b>4542</b> (31) | 3.80<br>562 (28)<br><b>5104</b> (30) | 51.10<br>605 (16)<br><b>5709</b> (28) | 4:35.34<br>710 (4)<br><b>6419</b> (27)  |
| 28              | 529  | Carlos SÁNCHEZ       | ESP     | <b>6231</b> | -1904                | 11.16 (+1.0)<br>825 (22) | 6.55 (+1.6)<br>709 (31)<br><b>1534</b> (30) | 13.15<br>676 (22)<br><b>2210</b> (28) | 1.79<br>619 (28)<br><b>2829</b> (31) | 51.21<br>760 (26)<br><b>3589</b> (31) | 14.84 (-0.6)<br>869 (20)<br><b>4458</b> (31) | 35.01<br>564 (23)<br><b>5022</b> (30) | NM<br>0<br><b>5022</b> (31)          | 48.56<br>567 (21)<br><b>5589</b> (29) | 4:46.11<br>642 (15)<br><b>6231</b> (28) |
|                 | 690  | Fabian CHRIST        | GER     | <b>DNF</b>  |                      | 10.99 (+0.5)<br>863 (12) | 7.18 (+0.6)<br>857 (11)<br><b>1720</b> (12) | 12.58<br>642 (29)<br><b>2362</b> (21) | 1.94<br>749 (16)<br><b>3111</b> (17) | 47.67<br>925 (2)<br><b>4036</b> (9)   | 14.39 (-0.5)<br>925 (10)<br><b>4961</b> (9)  | 34.07<br>545 (26)<br><b>5506</b> (13) | 4.80<br>849 (4)<br><b>6355</b> (9)   | NM<br>0<br><b>6355</b> (27)           | DNS                                     |
|                 | 287  | Jefferson SANTOS     | BRA     | <b>DNF</b>  |                      | 11.12 (+1.4)<br>834 (21) | 7.18 (+1.3)<br>857 (13)<br><b>1691</b> (15) | 14.05<br>731 (12)<br><b>2422</b> (13) | 2.00<br>803 (8)<br><b>3225</b> (9)   | 51.37<br>753 (28)<br><b>3978</b> (13) | 14.75 (-0.1)<br>880 (17)<br><b>4858</b> (13) | 46.09<br>789 (4)<br><b>5647</b> (9)   | NM<br>0<br><b>5647</b> (28)          | DNS                                   |   |
|                 | 260  | Yuriy YERYOMICH      | BLR     | <b>DNF</b>  |                      | 10.92 (+0.5)<br>878 (7)  | 7.80 (+2.1)<br>1010 (1)<br><b>1888</b> (3)  | 13.50<br>698 (19)<br><b>2586</b> (3)  | 1.94<br>749 (15)<br><b>3335</b> (5)  | 50.35<br>799 (20)<br><b>4134</b> (6)  | 14.36 (-0.6)<br>929 (8)<br><b>5063</b> (7)   | 28.24<br>430 (30)<br><b>5493</b> (15) | NM<br>0<br><b>5493</b> (29)          | DNS                                   |   |
|                 | 1349 | Aleksandar GRNOVIC   | SRB     | <b>DNF</b>  |                      | 11.28 (+1.0)<br>799 (29) | 6.72 (+0.4)<br>748 (30)<br><b>1547</b> (28) | 14.09<br>734 (11)<br><b>2281</b> (25) | 1.73<br>569 (33)<br><b>2850</b> (30) | 49.97<br>816 (14)<br><b>3666</b> (30) | 15.14 (-0.9)<br>833 (26)<br><b>4499</b> (29) | DNS                                   |                                      |                                       |   |
|                 | 840  | Simone FASSINA       | ITA     | <b>DNF</b>  |                      | 11.39 (+1.4)<br>776 (31) | 6.35 (-1.4)<br>664 (33)<br><b>1440</b> (33) | 12.40<br>631 (30)<br><b>2071</b> (32) | 1.94<br>749 (20)<br><b>2820</b> (32) | 52.81<br>690 (33)<br><b>3510</b> (32) | DNS  |                                       |                                      |                                       |   |

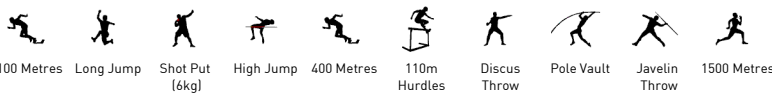






**DECATHLON JUNIOR SUMMARY AFTER 10 EVENTS**

22-23 July 2014



| PLACE | BIB | NAME         | COUNTRY | POINTS     | POINTS BEHIND LEADER | 100 Metres   | Long Jump   | Shot Put (6kg) | High Jump | 400 Metres | 110m Hurdles | Discus Throw | Pole Vault | Javelin Throw | 1500 Metres |
|-------|-----|--------------|---------|------------|----------------------|--------------|-------------|----------------|-----------|------------|--------------|--------------|------------|---------------|-------------|
|       | 245 | Vincent STAS | BEL     | <b>DNF</b> |                      | 10.95 (+1.4) | 7.13 (+1.3) | DNS            |           |            |              |              |            |               |             |
|       |     |              |         |            |                      | 872 (9)      | 845 (15)    |                |           |            |              |              |            |               |             |
|       |     |              |         |            |                      |              | 1717 (13)   |                |           |            |              |              |            |               |             |



# SUMMARY



## Long Jump Men - Decathlon Junior

| RECORDS                | RESULT      | NAME                   | COUNTRY       | AGE           | VENUE     | DATE                 |           |
|------------------------|-------------|------------------------|---------------|---------------|-----------|----------------------|-----------|
| World Dec. Junior Best | <b>WDJB</b> | 7.82                   | Lei ZHAO      | CHN           | 19        | Shanghai 21 Oct 1997 |           |
| Champ. Decathlon Best  | <b>CDB</b>  | 7.74                   | Cedric DUBLER | AUS           | 19        | Eugene 22 Jul 2014   |           |
| Area Junior Record     | <b>AJR</b>  | National Junior Record | <b>NJR</b>    | Personal Best | <b>PB</b> | Season Best          | <b>SB</b> |

22 July 2014

| RANK | PLACE | GROUP | BIB  | NAME                 | COUNTRY | DATE of BIRTH | RESULT      | WIND           |             |
|------|-------|-------|------|----------------------|---------|---------------|-------------|----------------|-------------|
| 1    | 1     | B     | 260  | Yuriy YERYOMICH      | BLR     | 24 Apr 95     | <b>7.80</b> | w +2.1         | <b>1010</b> |
| 2    | 1     | A     | 147  | Cedric DUBLER        | AUS     | 13 Jan 95     | <b>7.74</b> | <b>PB</b> +1.2 | <b>995</b>  |
| 3    | 2     | B     | 1295 | Evgeniy LIKHANOV     | RUS     | 10 Jan 95     | <b>7.72</b> | <b>PB</b> +2.0 | <b>990</b>  |
| 4    | 3     | B     | 1132 | Karsten WARHOLM      | NOR     | 28 Feb 96     | <b>7.53</b> | w +2.6         | <b>942</b>  |
| 5    | 4     | B     | 1353 | Luca BERNASCHINA     | SUI     | 30 Jun 95     | <b>7.39</b> | w +2.5         | <b>908</b>  |
| 6    | 5     | B     | 455  | Jirí SÝKORA          | CZE     | 20 Jan 95     | <b>7.35</b> | <b>SB</b> +2.0 | <b>898</b>  |
| 10   | 6     | B     | 1265 | Fredriech PRETORIUS  | RSA     | 04 Aug 95     | <b>7.31</b> | <b>PB</b> +0.4 | <b>888</b>  |
| 7    | 7     | B     | 1099 | Loek VAN ZEVENBERGEN | NED     | 05 Aug 96     | <b>7.29</b> | +1.4           | <b>883</b>  |
| 8    | 8     | B     | 1290 | Roman KONDRATYEV     | RUS     | 15 May 95     | <b>7.29</b> | w +2.4         | <b>883</b>  |
| 9    | 2     | A     | 602  | Mathias AKO          | FRA     | 28 Jul 95     | <b>7.27</b> | <b>PB</b> +1.8 | <b>878</b>  |
| 19   | 9     | B     | 1355 | Jan DEUBER           | SUI     | 14 Feb 95     | <b>7.27</b> | <b>PB</b> +0.5 | <b>878</b>  |
| 11   | 3     | A     | 690  | Fabian CHRIST        | GER     | 18 Sep 95     | <b>7.18</b> | <b>PB</b> +0.6 | <b>857</b>  |
| 12   | 10    | B     | 288  | Alex SOARES          | BRA     | 02 Feb 95     | <b>7.18</b> | <b>PB</b> 0.0  | <b>857</b>  |
| 13   | 4     | A     | 287  | Jefferson SANTOS     | BRA     | 30 Aug 95     | <b>7.18</b> | <b>PB</b> +1.3 | <b>857</b>  |
| 14   | 5     | A     | 710  | Tim NOWAK            | GER     | 13 Aug 95     | <b>7.16</b> | <b>PB</b> +1.4 | <b>852</b>  |
| 15   | 11    | B     | 245  | Vincent STAS         | BEL     | 04 May 95     | <b>7.13</b> | <b>PB</b> +1.3 | <b>845</b>  |
| 16   | 6     | A     | 1394 | Fredrik SAMUELSSON   | SWE     | 16 Feb 95     | <b>7.03</b> | <b>SB</b> +1.7 | <b>821</b>  |
| 24   | 12    | B     | 1550 | Gabriel MOORE        | USA     | 10 Jan 96     | <b>7.01</b> | +1.8           | <b>816</b>  |
| 17   | 7     | A     | 587  | Elmo SAVOLA          | FIN     | 10 Mar 95     | <b>6.99</b> | <b>PB</b> +1.1 | <b>811</b>  |
| 18   | 8     | A     | 449  | Jan DOLEŽAL          | CZE     | 06 Jun 96     | <b>6.97</b> | <b>PB</b> +0.3 | <b>807</b>  |
| 20   | 9     | A     | 159  | David THOMSON        | AUS     | 08 Oct 95     | <b>6.96</b> | w +3.3         | <b>804</b>  |
| 21   | 13    | B     | 376  | Qunhao WANG          | CHN     | 03 Feb 95     | <b>6.87</b> | 0.0            | <b>783</b>  |
| 22   | 10    | A     | 547  | Taavi TŠERNJAVSKI    | EST     | 04 Mar 95     | <b>6.85</b> | -0.1           | <b>778</b>  |
| 23   | 11    | A     | 244  | Benjamin HOUARDY     | BEL     | 08 Dec 95     | <b>6.84</b> | <b>PB</b> +1.8 | <b>776</b>  |
| 25   | 12    | A     | 1576 | Harrison WILLIAMS    | USA     | 07 Mar 96     | <b>6.80</b> | <b>PB</b> +0.7 | <b>767</b>  |
| 26   | 13    | A     | 1090 | Sybren BLOK          | NED     | 25 Jun 96     | <b>6.80</b> | <b>PB</b> +1.1 | <b>767</b>  |
| 27   | 14    | A     | 1388 | Andreas GUSTAFSSON   | SWE     | 08 Apr 97     | <b>6.74</b> | w +2.7         | <b>753</b>  |
| 30   | 14    | B     | 1349 | Aleksandar GRNOVIC   | SRB     | 09 Jan 96     | <b>6.72</b> | +0.4           | <b>748</b>  |
| 28   | 15    | B     | 427  | Santiago A. FORD     | CUB     | 25 Aug 97     | <b>6.71</b> | -1.0           | <b>746</b>  |
| 29   | 15    | A     | 659  | David HALL           | GBR     | 25 Apr 95     | <b>6.66</b> | w +2.2         | <b>734</b>  |
| 31   | 16    | A     | 529  | Carlos SÁNCHEZ       | ESP     | 21 Mar 96     | <b>6.55</b> | +1.6           | <b>709</b>  |
| 32   | 16    | B     | 530  | Pablo TRESCOLÍ       | ESP     | 04 Mar 95     | <b>6.55</b> | w +2.2         | <b>709</b>  |
| 33   | 17    | B     | 840  | Simone FASSINA       | ITA     | 19 Oct 96     | <b>6.35</b> | -1.4           | <b>664</b>  |
| 34   | 17    | A     | 1068 | Felipe RUIZ          | MEX     | 20 Feb 95     | <b>6.04</b> | w +2.1         | <b>595</b>  |



# RESULTS



## Long Jump Men - Decathlon Junior

**CORRECTION TO RESULT IN ROUND 2 FOR BIB 455 AFTER AFTER REVIEW OF VDM BY REFEREE**

| RECORDS                            | RESULT NAME                       | COUNTRY | AGE | VENUE                   | DATE                  |
|------------------------------------|-----------------------------------|---------|-----|-------------------------|-----------------------|
| World Dec. Junior Best <b>WDJB</b> | <b>7.82</b> Lei ZHAO              | CHN     | 19  | Shanghai                | 21 Oct 1997           |
| Champ. Decathlon Best <b>CDB</b>   | <b>7.74</b> Cedric DUBLER         | AUS     | 19  | Eugene                  | 22 Jul 2014           |
| Area Junior Record <b>AJR</b>      | National Junior Record <b>NJR</b> |         |     | Personal Best <b>PB</b> | Season Best <b>SB</b> |

**Group A**

22 July 2014 11:30 START TIME 20° C 60 %  
 12:44 END TIME TEMPERATURE 22° C HUMIDITY 53 %

| PLACE | BIB  | NAME               | COUNTRY | DATE of BIRTH | ORDER | RESULT                         | 1            | 2              | 3              | POINTS | TOTAL |
|-------|------|--------------------|---------|---------------|-------|--------------------------------|--------------|----------------|----------------|--------|-------|
| 1     | 147  | Cedric DUBLER      | AUS     | 13 Jan 95     | 8     | <b>7.74</b><br>+1.2 <b>CDB</b> | 7.74<br>+1.2 | -              | -              | 995    | 1901  |
| 2     | 602  | Mathias AKO        | FRA     | 28 Jul 95     | 3     | <b>7.27</b><br>+1.8 <b>PB</b>  | 7.10<br>+1.5 | 4.46<br>+1.6   | 7.27<br>+1.8   | 878    | 1736  |
| 3     | 690  | Fabian CHRIST      | GER     | 18 Sep 95     | 11    | <b>7.18</b><br>+0.6 <b>PB</b>  | 7.13<br>+0.2 | X<br>+2.3      | 7.18<br>+0.6   | 857    | 1720  |
| 4     | 287  | Jefferson SANTOS   | BRA     | 30 Aug 95     | 15    | <b>7.18</b><br>+1.3 <b>PB</b>  | X<br>+0.7    | 7.18<br>+1.3   | 7.04<br>-0.1   | 857    | 1691  |
| 5     | 710  | Tim NOWAK          | GER     | 13 Aug 95     | 7     | <b>7.16</b><br>+1.4 <b>PB</b>  | 6.70<br>-0.9 | 7.04<br>+1.3   | 7.16<br>+1.4   | 852    | 1693  |
| 6     | 1394 | Fredrik SAMUELSSON | SWE     | 16 Feb 95     | 4     | <b>7.03</b><br>+1.7 <b>SB</b>  | 6.57<br>+0.4 | 6.87<br>+1.5   | 7.03<br>+1.7   | 821    | 1638  |
| 7     | 587  | Elmo SAVOLA        | FIN     | 10 Mar 95     | 1     | <b>6.99</b><br>+1.1 <b>PB</b>  | 6.60<br>+0.7 | 6.96<br>+0.7   | 6.99<br>+1.1   | 811    | 1654  |
| 8     | 449  | Jan DOLEŽAL        | CZE     | 06 Jun 96     | 14    | <b>6.97</b><br>+0.3 <b>PB</b>  | 6.97<br>+0.3 | 6.96<br>+0.8   | X<br>+0.6      | 807    | 1661  |
| 9     | 159  | David THOMSON      | AUS     | 08 Oct 95     | 12    | <b>6.96</b><br>+3.3            | 6.59<br>-0.4 | 6.96 w<br>+3.3 | 6.71<br>-0.4   | 804    | 1584  |
| 10    | 547  | Taavi TŠERNJAVSKI  | EST     | 04 Mar 95     | 5     | <b>6.85</b><br>-0.1            | 6.85<br>-0.1 | X<br>-0.2      | X<br>+0.3      | 778    | 1597  |
| 11    | 244  | Benjamin HOUGARDY  | BEL     | 08 Dec 95     | 9     | <b>6.84</b><br>+1.8 <b>PB</b>  | X<br>+0.4    | X<br>+1.4      | 6.84<br>+1.8   | 776    | 1497  |
| 12    | 1576 | Harrison WILLIAMS  | USA     | 07 Mar 96     | 13    | <b>6.80</b><br>+0.7 <b>PB</b>  | 6.57<br>-0.1 | 6.80<br>+0.7   | 6.51<br>+0.3   | 767    | 1684  |
| 13    | 1090 | Sybren BLOK        | NED     | 25 Jun 96     | 2     | <b>6.80</b><br>+1.1 <b>PB</b>  | X            | 6.80<br>+1.1   | X<br>+2.2      | 767    | 1630  |
| 14    | 1388 | Andreas GUSTAFSSON | SWE     | 08 Apr 97     | 10    | <b>6.74</b><br>+2.7            | 6.53<br>-0.2 | 6.74 w<br>+2.7 | X<br>+0.7      | 753    | 1567  |
| 15    | 659  | David HALL         | GBR     | 25 Apr 95     | 17    | <b>6.66</b><br>+2.2            | 6.48<br>+1.2 | 6.66 w<br>+2.2 | 6.57<br>+1.8   | 734    | 1619  |
| 16    | 529  | Carlos SÁNCHEZ     | ESP     | 21 Mar 96     | 16    | <b>6.55</b><br>+1.6            | 6.55<br>+1.6 | X<br>+1.3      | X<br>+0.9      | 709    | 1534  |
| 17    | 1068 | Felipe RUIZ        | MEX     | 20 Feb 95     | 6     | <b>6.04</b><br>+2.1            | 5.78<br>-1.9 | 5.91<br>+0.5   | 6.04 w<br>+2.1 | 595    | 1298  |





**RESULTS**  
**Long Jump Men - Decathlon Junior**

| <b>Group B</b> |      | 22 July 2014         | 11:28 START TIME | 20° C         | 60 %     |                        |              |                | POINTS         | TOTAL       |             |
|----------------|------|----------------------|------------------|---------------|----------|------------------------|--------------|----------------|----------------|-------------|-------------|
|                |      | 12:43 END TIME       |                  | TEMPERATURE   | HUMIDITY |                        |              |                |                |             |             |
|                |      |                      |                  | 26° C         | 45 %     |                        |              |                |                |             |             |
| PLACE          | BIB  | NAME                 | COUNTRY          | DATE of BIRTH | ORDER    | RESULT                 | 1            | 2              | 3              |             |             |
| 1              | 260  | Yuriy YERYOMICH      | BLR              | 24 Apr 95     | 14       | <b>7.80</b><br>+2.1    | 7.44<br>+0.1 | 7.80 w<br>+2.1 | X<br>+0.6      | <b>1010</b> | <b>1888</b> |
| 2              | 1295 | Evgeniy LIKHANOV     | RUS              | 10 Jan 95     | 10       | <b>7.72</b> PB<br>+2.0 | 7.27<br>+1.2 | 7.72<br>+2.0   | X<br>+1.2      | <b>990</b>  | <b>1848</b> |
| 3              | 1132 | Karsten WARHOLM      | NOR              | 28 Feb 96     | 4        | <b>7.53</b><br>+2.6    | 7.29<br>+1.3 | 7.50<br>+0.6   | 7.53 w<br>+2.6 | <b>942</b>  | <b>1905</b> |
| 4              | 1353 | Luca BERNASCHINA     | SUI              | 30 Jun 95     | 16       | <b>7.39</b><br>+2.5    | X<br>+1.9    | 7.39 w<br>+2.5 | 7.35<br>+1.4   | <b>908</b>  | <b>1749</b> |
| 5              | 455  | Jirí SÝKORA          | CZE              | 20 Jan 95     | 17       | <b>7.35</b> SB<br>+2.0 | 7.26<br>+1.3 | 7.35<br>+2.0   | 7.15<br>+1.6   | <b>898</b>  | <b>1776</b> |
| 6              | 1265 | Fredriech PRETORIUS  | RSA              | 04 Aug 95     | 12       | <b>7.31</b> PB<br>+0.4 | X<br>+1.4    | 7.23<br>+0.1   | 7.31<br>+0.4   | <b>888</b>  | <b>1738</b> |
| 7              | 1099 | Loek VAN ZEVENBERGEN | NED              | 05 Aug 96     | 9        | <b>7.29</b><br>+1.4    | 7.17<br>-1.1 | 7.29<br>+1.4   | X<br>+0.9      | <b>883</b>  | <b>1773</b> |
| 8              | 1290 | Roman KONDRATYEV     | RUS              | 15 May 95     | 7        | <b>7.29</b><br>+2.4    | 7.15<br>-0.1 | 7.29 w<br>+2.4 | 7.09<br>+1.5   | <b>883</b>  | <b>1771</b> |
| 9              | 1355 | Jan DEUBER           | SUI              | 14 Feb 95     | 11       | <b>7.27</b> PB<br>+0.5 | 6.80<br>+1.7 | 6.96<br>0.0    | 7.27<br>+0.5   | <b>878</b>  | <b>1750</b> |
| 10             | 288  | Alex SOARES          | BRA              | 02 Feb 95     | 1        | <b>7.18</b> PB<br>0.0  | 7.10         | 7.18           | 7.13<br>+0.8   | <b>857</b>  | <b>1674</b> |
| 11             | 245  | Vincent STAS         | BEL              | 04 May 95     | 15       | <b>7.13</b> PB<br>+1.3 | X<br>-0.3    | 7.13<br>+1.3   | X<br>+0.6      | <b>845</b>  | <b>1717</b> |
| 12             | 1550 | Gabriel MOORE        | USA              | 10 Jan 96     | 2        | <b>7.01</b><br>+1.8    | X            | 6.84           | 7.01<br>+1.8   | <b>816</b>  | <b>1681</b> |
| 13             | 376  | Qunhao WANG          | CHN              | 03 Feb 95     | 3        | <b>6.87</b><br>0.0     | 6.85<br>-0.4 | 6.87           | 6.67<br>+1.3   | <b>783</b>  | <b>1546</b> |
| 14             | 1349 | Aleksandar GRNOVIC   | SRB              | 09 Jan 96     | 13       | <b>6.72</b><br>+0.4    | 4.74<br>+0.1 | 6.61<br>-0.8   | 6.72<br>+0.4   | <b>748</b>  | <b>1547</b> |
| 15             | 427  | Santiago A. FORD     | CUB              | 25 Aug 97     | 5        | <b>6.71</b><br>-1.0    | 6.71<br>-1.0 | X<br>+1.2      | X<br>+1.1      | <b>746</b>  | <b>1550</b> |
| 16             | 530  | Pablo TRESCOLÍ       | ESP              | 04 Mar 95     | 8        | <b>6.55</b><br>+2.2    | 4.60<br>-1.3 | 6.43<br>+1.4   | 6.55 w<br>+2.2 | <b>709</b>  | <b>1523</b> |
| 17             | 840  | Simone FASSINA       | ITA              | 19 Oct 96     | 6        | <b>6.35</b><br>-1.4    | 6.35<br>-1.4 | X<br>+1.8      | 4.74 w<br>+2.9 | <b>664</b>  | <b>1440</b> |

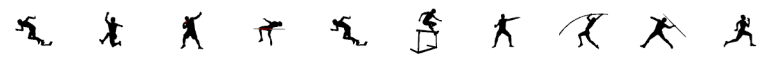


# DECATHLON JUNIOR SUMMARY AFTER 2 EVENTS

CORRECTION TO RESULT IN ROUND 2 FOR BIB 455 AFTER AFTER REVIEW OF VDM BY REFEREE

| RECORDS                         | RESULT      | NAME             | COUNTRY | AGE | VENUE              | DATE        |
|---------------------------------|-------------|------------------|---------|-----|--------------------|-------------|
| World Junior Record <b>WJR</b>  | <b>8397</b> | Torsten VOSS     | GDR     | 19  | Erfurt             | 7 Jul 1982  |
| Championships Record <b>CR</b>  | <b>8059</b> | Arkadiy VASILYEV | RUS     | 19  | Beijing (CSC)      | 17 Aug 2006 |
| World Junior Leading <b>WJL</b> | <b>8047</b> | Jirí SÝKORA      | CZE     | 19  | Praha (ASK Slavia) | 25 May 2014 |


22-23 July 2014

| PLACE | BIB  | NAME                 | COUNTRY | POINTS      | POINTS BEHIND LEADER |  |  |                |           |            |              |              |            |               |             |  |  |  |
|-------|------|----------------------|---------|-------------|----------------------|--|--|----------------|-----------|------------|--------------|--------------|------------|---------------|-------------|--|--|--|
|       |      |                      |         |             |                      | 100 Metres   | Long Jump                                      | Shot Put (6kg) | High Jump | 400 Metres | 110m Hurdles | Discus Throw | Pole Vault | Javelin Throw | 1500 Metres |  |  |  |
| 1     | 1132 | Karsten WARHOLM      | NOR     | <b>1905</b> |                      | 10.55<br>(+0.5)<br>963 (1)   | 7.53<br>(+2.6)<br>942 (4)<br><b>1905 (1)</b>   |                |           |            |              |              |            |               |             |  |  |  |
| 2     | 147  | Cedric DUBLER        | AUS     | <b>1901</b> | -4                   | 10.80<br>(+0.6)<br>906 (3)   | 7.74<br>(+1.2)<br>995 (2)<br><b>1901 (2)</b>   |                |           |            |              |              |            |               |             |  |  |  |
| 3     | 260  | Yuriy YERYOMICH      | BLR     | <b>1888</b> | -17                  | 10.92<br>(+0.5)<br>878 (7)   | 7.80<br>(+2.1)<br>1010 (1)<br><b>1888 (3)</b>  |                |           |            |              |              |            |               |             |  |  |  |
| 4     | 1295 | Evgeniy LIKHANOV     | RUS     | <b>1848</b> | -57                  | 11.01<br>(+1.4)<br>858 (14)  | 7.72<br>(+2.0)<br>990 (3)<br><b>1848 (4)</b>   |                |           |            |              |              |            |               |             |  |  |  |
| 5     | 455  | Jirí SÝKORA          | CZE     | <b>1776</b> | -129                 | 10.92<br>(+0.5)<br>878 (7)   | 7.35<br>(+2.0)<br>898 (6)<br><b>1776 (5)</b>   |                |           |            |              |              |            |               |             |  |  |  |
| 6     | 1099 | Loek VAN ZEVENBERGEN | NED     | <b>1773</b> | -132                 | 10.87<br>(+1.0)<br>890 (4)   | 7.29<br>(+1.4)<br>883 (7)<br><b>1773 (6)</b>   |                |           |            |              |              |            |               |             |  |  |  |
| 7     | 1290 | Roman KONDRATYEV     | RUS     | <b>1771</b> | -134                 | 10.88<br>(+0.5)<br>888 (5)   | 7.29<br>(+2.4)<br>883 (8)<br><b>1771 (7)</b>   |                |           |            |              |              |            |               |             |  |  |  |
| 8     | 1355 | Jan DEUBER           | SUI     | <b>1750</b> | -155                 | 10.95<br>(+0.6)<br>872 (9)   | 7.27<br>(+0.5)<br>878 (19)<br><b>1750 (8)</b>  |                |           |            |              |              |            |               |             |  |  |  |
| 9     | 1353 | Luca BERNASCHINA     | SUI     | <b>1749</b> | -156                 | 11.09<br>(+0.6)<br>841 (19)  | 7.39<br>(+2.5)<br>908 (5)<br><b>1749 (9)</b>   |                |           |            |              |              |            |               |             |  |  |  |
| 10    | 1265 | Fredriech PRETORIUS  | RSA     | <b>1738</b> | -167                 | 11.05<br>(+1.0)<br>850 (17)  | 7.31<br>(+0.4)<br>888 (10)<br><b>1738 (10)</b> |                |           |            |              |              |            |               |             |  |  |  |
| 11    | 602  | Mathias AKO          | FRA     | <b>1736</b> | -169                 | 11.01<br>(+2.0)<br>858 (14)  | 7.27<br>(+1.8)<br>878 (9)<br><b>1736 (11)</b>  |                |           |            |              |              |            |               |             |  |  |  |
| 12    | 690  | Fabian CHRIST        | GER     | <b>1720</b> | -185                 | 10.99<br>(+0.5)<br>863 (12)  | 7.18<br>(+0.6)<br>857 (11)<br><b>1720 (12)</b> |                |           |            |              |              |            |               |             |  |  |  |
| 14    | 710  | Tim NOWAK            | GER     | <b>1693</b> | -212                 | 11.09<br>(+1.4)<br>841 (19)  | 7.16<br>(+1.4)<br>852 (14)<br><b>1693 (14)</b> |                |           |            |              |              |            |               |             |  |  |  |
| 15    | 287  | Jefferson SANTOS     | BRA     | <b>1691</b> | -214                 | 11.12<br>(+1.4)<br>834 (21)  | 7.18<br>(+1.3)<br>857 (13)<br><b>1691 (15)</b> |                |           |            |              |              |            |               |             |  |  |  |
| 16    | 1576 | Harrison WILLIAMS    | USA     | <b>1684</b> | -221                 | 10.75<br>(+2.0)<br>917 (2)   | 6.80<br>(+0.7)<br>767 (25)<br><b>1684 (16)</b> |                |           |            |              |              |            |               |             |  |  |  |



**DECATHLON JUNIOR SUMMARY AFTER 2 EVENTS**

22-23 July 2014



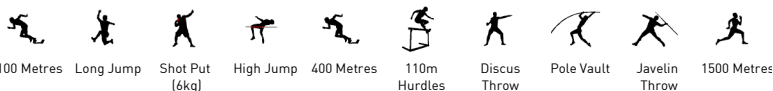
| PLACE | BIB  | NAME               | COUNTRY | POINTS | POINTS BEHIND LEADER | 100 Metres               | Long Jump                                   | Shot Put (6kg) | High Jump | 400 Metres | 110m Hurdles | Discus Throw | Pole Vault | Javelin Throw | 1500 Metres |
|-------|------|--------------------|---------|--------|----------------------|--------------------------|---|----------------|-----------|------------|--------------|--------------|------------|---------------|-------------|
| 17    | 1550 | Gabriel MOORE      | USA     | 1681   | -224                 | 10.98 (+2.0)<br>865 (11) | 7.01 (+1.8)<br>816 (24)<br><b>1681 (17)</b> |                |           |            |              |              |            |               |             |
| 18    | 288  | Alex SOARES        | BRA     | 1674   | -231                 | 11.20 (+0.6)<br>817 (24) | 7.18 (0.0)<br>857 (12)<br><b>1674 (18)</b>  |                |           |            |              |              |            |               |             |
| 19    | 449  | Jan DOLEŽAL        | CZE     | 1661   | -244                 | 11.03 (+1.0)<br>854 (16) | 6.97 (+0.3)<br>807 (18)<br><b>1661 (19)</b> |                |           |            |              |              |            |               |             |
| 20    | 587  | Elmo SAVOLA        | FIN     | 1654   | -251                 | 11.08 (+1.4)<br>843 (18) | 6.99 (+1.1)<br>811 (17)<br><b>1654 (20)</b> |                |           |            |              |              |            |               |             |
| 21    | 1394 | Fredrik SAMUELSSON | SWE     | 1638   | -267                 | 11.20 (+1.0)<br>817 (24) | 7.03 (+1.7)<br>821 (16)<br><b>1638 (21)</b> |                |           |            |              |              |            |               |             |
| 22    | 1090 | Sybren BLOK        | NED     | 1630   | -275                 | 10.99 (+0.5)<br>863 (12) | 6.80 (+1.1)<br>767 (26)<br><b>1630 (22)</b> |                |           |            |              |              |            |               |             |
| 23    | 659  | David HALL         | GBR     | 1619   | -286                 | 10.89 (+1.0)<br>885 (6)  | 6.66 (+2.2)<br>734 (29)<br><b>1619 (23)</b> |                |           |            |              |              |            |               |             |
| 24    | 547  | Taavi TŠERNJAVSKI  | EST     | 1597   | -308                 | 11.19 (+1.4)<br>819 (23) | 6.85 (-0.1)<br>778 (22)<br><b>1597 (24)</b> |                |           |            |              |              |            |               |             |
| 25    | 159  | David THOMSON      | AUS     | 1584   | -321                 | 11.37 (+2.0)<br>780 (30) | 6.96 (+3.3)<br>804 (20)<br><b>1584 (25)</b> |                |           |            |              |              |            |               |             |
| 26    | 1388 | Andreas GUSTAFSSON | SWE     | 1567   | -338                 | 11.21 (+0.5)<br>814 (26) | 6.74 (+2.7)<br>753 (27)<br><b>1567 (26)</b> |                |           |            |              |              |            |               |             |
| 27    | 427  | Santiago A. FORD   | CUB     | 1550   | -355                 | 11.26 (+0.6)<br>804 (28) | 6.71 (-1.0)<br>746 (28)<br><b>1550 (27)</b> |                |           |            |              |              |            |               |             |
| 28    | 1349 | Aleksandar GRNOVIC | SRB     | 1547   | -358                 | 11.28 (+1.0)<br>799 (29) | 6.72 (+0.4)<br>748 (30)<br><b>1547 (28)</b> |                |           |            |              |              |            |               |             |
| 29    | 376  | Qunhao WANG        | CHN     | 1546   | -359                 | 11.45 (+0.6)<br>763 (32) | 6.87 (0.0)<br>783 (21)<br><b>1546 (29)</b>  |                |           |            |              |              |            |               |             |
| 30    | 529  | Carlos SÁNCHEZ     | ESP     | 1534   | -371                 | 11.16 (+1.0)<br>825 (22) | 6.55 (+1.6)<br>709 (31)<br><b>1534 (30)</b> |                |           |            |              |              |            |               |             |
| 31    | 530  | Pablo TRESCOLÍ     | ESP     | 1523   | -382                 | 11.21 (+0.6)<br>814 (26) | 6.55 (+2.2)<br>709 (32)<br><b>1523 (31)</b> |                |           |            |              |              |            |               |             |
| 32    | 244  | Benjamin HOUGARDY  | BEL     | 1497   | -408                 | 11.65 (+2.0)<br>721 (33) | 6.84 (+1.8)<br>776 (23)<br><b>1497 (32)</b> |                |           |            |              |              |            |               |             |
| 33    | 840  | Simone FASSINA     | ITA     | 1440   | -465                 | 11.39 (+1.4)<br>776 (31) | 6.35 (-1.4)<br>664 (33)<br><b>1440 (33)</b> |                |           |            |              |              |            |               |             |
| 34    | 1068 | Felipe RUIZ        | MEX     | 1298   | -607                 | 11.74 (+2.0)<br>703 (34) | 6.04 (+2.1)<br>595 (34)<br><b>1298 (34)</b> |                |           |            |              |              |            |               |             |





**DECATHLON JUNIOR SUMMARY AFTER 2 EVENTS**

22-23 July 2014



| PLACE | BIB | NAME         | COUNTRY | POINTS | POINTS BEHIND LEADER | 100 Metres   | Long Jump   | Shot Put (6kg) | High Jump | 400 Metres | 110m Hurdles | Discus Throw | Pole Vault | Javelin Throw | 1500 Metres |  |
|-------|-----|--------------|---------|--------|----------------------|--------------|-------------|----------------|-----------|------------|--------------|--------------|------------|---------------|-------------|--|
| 13    | 245 | Vincent STAS | BEL     | 1717   | -188                 | 10.95 (+1.4) | 7.13 (+1.3) |                |           |            |              |              |            |               |             |  |
|       |     |              |         |        |                      | 872 (9)      | 845 (15)    |                |           |            |              |              |            |               |             |  |
|       |     |              |         |        |                      |              | 1717 (13)   |                |           |            |              |              |            |               |             |  |

Official IAAF Partners



## SUMMARY



## Shot Put (6kg) Men - Decathlon Junior

| RECORDS                | RESULT      | NAME  | COUNTRY                | AGE        | VENUE | DATE                  |           |             |           |
|------------------------|-------------|-------|------------------------|------------|-------|-----------------------|-----------|-------------|-----------|
| World Dec. Junior Best | <b>WDJB</b> | 17.00 | Lev MAVRIN             | RUS        | 19    | Cheboksary 5 Jun 2013 |           |             |           |
| Champ. Decathlon Best  | <b>CDB</b>  | 16.94 | Alexey SYSOEV          | RUS        | 19    | Grosseto 14 Jul 2004  |           |             |           |
| Area Junior Record     | <b>AJR</b>  |       | National Junior Record | <b>NJR</b> |       | Personal Best         | <b>PB</b> | Season Best | <b>SB</b> |

22 July 2014

| RANK | PLACE | GROUP | BIB  | NAME                 | COUNTRY | DATE of BIRTH | RESULT |               |
|------|-------|-------|------|----------------------|---------|---------------|--------|---------------|
| 1    | 1     | A     | 455  | Jirí SÝKORA          | CZE     | 20 Jan 95     | 15.50  | 820           |
| 2    | 2     | A     | 288  | Alex SOARES          | BRA     | 02 Feb 95     | 15.21  | <b>PB</b> 803 |
| 3    | 3     | A     | 1290 | Roman KONDRATYEV     | RUS     | 15 May 95     | 14.93  | <b>PB</b> 785 |
| 4    | 4     | A     | 449  | Jan DOLEŽAL          | CZE     | 06 Jun 96     | 14.74  | <b>PB</b> 774 |
| 5    | 5     | A     | 547  | Taavi TŠERNJAVSKI    | EST     | 04 Mar 95     | 14.73  | <b>PB</b> 773 |
| 6    | 6     | A     | 1394 | Fredrik SAMUELSSON   | SWE     | 16 Feb 95     | 14.62  | <b>PB</b> 766 |
| 7    | 7     | A     | 1353 | Luca BERNASCHINA     | SUI     | 30 Jun 95     | 14.50  | 759           |
| 8    | 8     | A     | 710  | Tim NOWAK            | GER     | 13 Aug 95     | 14.47  | 757           |
| 9    | 9     | A     | 1295 | Evgeniy LIKHANOV     | RUS     | 10 Jan 95     | 14.19  | <b>SB</b> 740 |
| 10   | 10    | A     | 1090 | Sybren BLOK          | NED     | 25 Jun 96     | 14.19  | 740           |
| 11   | 11    | A     | 1349 | Aleksandar GRNOVIC   | SRB     | 09 Jan 96     | 14.09  | 734           |
| 12   | 12    | A     | 287  | Jefferson SANTOS     | BRA     | 30 Aug 95     | 14.05  | 731           |
| 13   | 13    | A     | 602  | Mathias AKO          | FRA     | 28 Jul 95     | 13.98  | 727           |
| 14   | 1     | B     | 1265 | Fredriech PRETORIUS  | RSA     | 04 Aug 95     | 13.94  | <b>PB</b> 725 |
| 15   | 14    | A     | 159  | David THOMSON        | AUS     | 08 Oct 95     | 13.86  | 720           |
| 16   | 2     | B     | 659  | David HALL           | GBR     | 25 Apr 95     | 13.62  | <b>PB</b> 705 |
| 17   | 15    | A     | 427  | Santiago A. FORD     | CUB     | 25 Aug 97     | 13.55  | 701           |
| 18   | 3     | B     | 1576 | Harrison WILLIAMS    | USA     | 07 Mar 96     | 13.53  | <b>PB</b> 700 |
| 19   | 16    | A     | 260  | Yuriy YERYOMICH      | BLR     | 24 Apr 95     | 13.50  | 698           |
| 20   | 4     | B     | 1550 | Gabriel MOORE        | USA     | 10 Jan 96     | 13.41  | 692           |
| 21   | 5     | B     | 587  | Elmo SAVOLA          | FIN     | 10 Mar 95     | 13.22  | 681           |
| 22   | 6     | B     | 529  | Carlos SÁNCHEZ       | ESP     | 21 Mar 96     | 13.15  | <b>PB</b> 676 |
| 23   | 7     | B     | 530  | Pablo TRESCOLÍ       | ESP     | 04 Mar 95     | 13.10  | 673           |
| 24   | 8     | B     | 147  | Cedric DUBLER        | AUS     | 13 Jan 95     | 13.02  | <b>PB</b> 668 |
| 25   | 9     | B     | 1388 | Andreas GUSTAFSSON   | SWE     | 08 Apr 97     | 12.86  | 659           |
| 26   | 10    | B     | 1355 | Jan DEUBER           | SUI     | 14 Feb 95     | 12.76  | <b>PB</b> 653 |
| 27   | 11    | B     | 1068 | Felipe RUIZ          | MEX     | 20 Feb 95     | 12.68  | 648           |
| 28   | 12    | B     | 376  | Qunhao WANG          | CHN     | 03 Feb 95     | 12.59  | 642           |
| 29   | 13    | B     | 690  | Fabian CHRIST        | GER     | 18 Sep 95     | 12.58  | <b>SB</b> 642 |
| 30   | 14    | B     | 840  | Simone FASSINA       | ITA     | 19 Oct 96     | 12.40  | 631           |
| 31   | 15    | B     | 244  | Benjamin HOUARDY     | BEL     | 08 Dec 95     | 12.16  | 616           |
| 32   | 16    | B     | 1099 | Loek VAN ZEVENBERGEN | NED     | 05 Aug 96     | 11.78  | <b>PB</b> 593 |
| 33   | 17    | B     | 1132 | Karsten WARHOLM      | NOR     | 28 Feb 96     | 11.60  | 582           |
|      |       | A     | 245  | Vincent STAS         | BEL     | 04 May 95     | DNS    |               |



## RESULTS



## Shot Put (6kg) Men - Decathlon Junior

CORRECTION TO RESULT IN ROUND 2 FOR BIB 455 AFTER AFTER REVIEW OF VDM BY REFEREE

| RECORDS                            | RESULT NAME                       | COUNTRY                 | AGE                   | VENUE      | DATE        |
|------------------------------------|-----------------------------------|-------------------------|-----------------------|------------|-------------|
| World Dec. Junior Best <b>WDJB</b> | <b>17.00</b> Lev MAVRIN           | RUS                     | 19                    | Cheboksary | 5 Jun 2013  |
| Champ. Decathlon Best <b>CDB</b>   | <b>16.94</b> Alexey SYSOEV        | RUS                     | 19                    | Grosseto   | 14 Jul 2004 |
| Area Junior Record <b>AJR</b>      | National Junior Record <b>NJR</b> | Personal Best <b>PB</b> | Season Best <b>SB</b> |            |             |

## Group A

22 July 2014 13:21 START TIME 23° C 50 %  
 TEMPERATURE HUMIDITY  
 14:08 END TIME 26° C 45 %

| PLACE | BIB  | NAME               | COUNTRY | DATE of BIRTH | ORDER | RESULT                 | 1     | 2     | 3     | POINTS | TOTAL |
|-------|------|--------------------|---------|---------------|-------|------------------------|-------|-------|-------|--------|-------|
| 1     | 455  | Jirí SÝKORA        | CZE     | 20 Jan 95     | 11    | <b>15.50</b>           | 14.03 | 15.50 | 14.80 | 820    | 2596  |
| 2     | 288  | Alex SOARES        | BRA     | 02 Feb 95     | 10    | <b>15.21</b> <b>PB</b> | 12.41 | 14.46 | 15.21 | 803    | 2477  |
| 3     | 1290 | Roman KONDRATYEV   | RUS     | 15 May 95     | 14    | <b>14.93</b> <b>PB</b> | 14.67 | 14.93 | 14.64 | 785    | 2556  |
| 4     | 449  | Jan DOLEŽAL        | CZE     | 06 Jun 96     | 9     | <b>14.74</b> <b>PB</b> | 12.57 | 14.37 | 14.74 | 774    | 2435  |
| 5     | 547  | Taavi TŠERNJAVSKI  | EST     | 04 Mar 95     | 17    | <b>14.73</b> <b>PB</b> | 14.73 | X     | 14.36 | 773    | 2370  |
| 6     | 1394 | Fredrik SAMUELSSON | SWE     | 16 Feb 95     | 1     | <b>14.62</b> <b>PB</b> | 14.01 | 14.62 | 14.46 | 766    | 2404  |
| 7     | 1353 | Luca BERNASCHINA   | SUI     | 30 Jun 95     | 8     | <b>14.50</b>           | 14.50 | X     | X     | 759    | 2508  |
| 8     | 710  | Tim NOWAK          | GER     | 13 Aug 95     | 7     | <b>14.47</b>           | 14.47 | 14.39 | 14.43 | 757    | 2450  |
| 9     | 1295 | Evgeniy LIKHANOV   | RUS     | 10 Jan 95     | 3     | <b>14.19</b> <b>SB</b> | 13.77 | 14.19 | 13.73 | 740    | 2588  |
| 10    | 1090 | Sybren BLOK        | NED     | 25 Jun 96     | 12    | <b>14.19</b>           | 12.78 | 14.19 | X     | 740    | 2370  |
| 11    | 1349 | Aleksandar GRNOVIC | SRB     | 09 Jan 96     | 5     | <b>14.09</b>           | 13.89 | X     | 14.09 | 734    | 2281  |
| 12    | 287  | Jefferson SANTOS   | BRA     | 30 Aug 95     | 16    | <b>14.05</b>           | X     | 13.93 | 14.05 | 731    | 2422  |
| 13    | 602  | Mathias AKO        | FRA     | 28 Jul 95     | 6     | <b>13.98</b>           | 13.79 | 13.22 | 13.98 | 727    | 2463  |
| 14    | 159  | David THOMSON      | AUS     | 08 Oct 95     | 4     | <b>13.86</b>           | 13.00 | 13.86 | 13.47 | 720    | 2304  |
| 15    | 427  | Santiago A. FORD   | CUB     | 25 Aug 97     | 15    | <b>13.55</b>           | 13.42 | 13.55 | X     | 701    | 2251  |
| 16    | 260  | Yuriy YERYOMICH    | BLR     | 24 Apr 95     | 13    | <b>13.50</b>           | 13.47 | 13.50 | 13.40 | 698    | 2586  |
|       | 245  | Vincent STAS       | BEL     | 04 May 95     | 2     | <b>DNS</b>             |       |       |       |        | 0     |

## Group B

22 July 2014 13:21 START TIME 23° C 50 %  
 TEMPERATURE HUMIDITY  
 14:06 END TIME 23° C 50 %

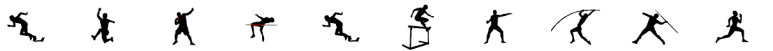
| PLACE | BIB  | NAME                 | COUNTRY | DATE of BIRTH | ORDER | RESULT                 | 1     | 2     | 3     | POINTS | TOTAL |
|-------|------|----------------------|---------|---------------|-------|------------------------|-------|-------|-------|--------|-------|
| 1     | 1265 | Fredriech PRETORIUS  | RSA     | 04 Aug 95     | 3     | <b>13.94</b> <b>PB</b> | 13.23 | 13.94 | X     | 725    | 2463  |
| 2     | 659  | David HALL           | GBR     | 25 Apr 95     | 8     | <b>13.62</b> <b>PB</b> | 12.69 | 12.55 | 13.62 | 705    | 2324  |
| 3     | 1576 | Harrison WILLIAMS    | USA     | 07 Mar 96     | 7     | <b>13.53</b> <b>PB</b> | 12.99 | X     | 13.53 | 700    | 2384  |
| 4     | 1550 | Gabriel MOORE        | USA     | 10 Jan 96     | 16    | <b>13.41</b>           | X     | 13.41 | X     | 692    | 2373  |
| 5     | 587  | Elmo SAVOLA          | FIN     | 10 Mar 95     | 12    | <b>13.22</b>           | 13.22 | X     | X     | 681    | 2335  |
| 6     | 529  | Carlos SÁNCHEZ       | ESP     | 21 Mar 96     | 14    | <b>13.15</b> <b>PB</b> | 12.05 | 12.66 | 13.15 | 676    | 2210  |
| 7     | 530  | Pablo TRESOLÍ        | ESP     | 04 Mar 95     | 6     | <b>13.10</b>           | 12.06 | 13.10 | X     | 673    | 2196  |
| 8     | 147  | Cedric DUBLER        | AUS     | 13 Jan 95     | 17    | <b>13.02</b> <b>PB</b> | 12.07 | 12.17 | 13.02 | 668    | 2569  |
| 9     | 1388 | Andreas GUSTAFSSON   | SWE     | 08 Apr 97     | 10    | <b>12.86</b>           | 12.61 | 12.86 | X     | 659    | 2226  |
| 10    | 1355 | Jan DEUBER           | SUI     | 14 Feb 95     | 1     | <b>12.76</b> <b>PB</b> | 12.39 | 10.65 | 12.76 | 653    | 2403  |
| 11    | 1068 | Felipe RUIZ          | MEX     | 20 Feb 95     | 4     | <b>12.68</b>           | 12.38 | 12.53 | 12.68 | 648    | 1946  |
| 12    | 376  | Qunhao WANG          | CHN     | 03 Feb 95     | 11    | <b>12.59</b>           | 11.59 | 12.59 | 12.18 | 642    | 2188  |
| 13    | 690  | Fabian CHRIST        | GER     | 18 Sep 95     | 5     | <b>12.58</b> <b>SB</b> | 12.26 | 12.38 | 12.58 | 642    | 2362  |
| 14    | 840  | Simone FASSINA       | ITA     | 19 Oct 96     | 2     | <b>12.40</b>           | 12.40 | X     | 11.80 | 631    | 2071  |
| 15    | 244  | Benjamin HOUGARDY    | BEL     | 08 Dec 95     | 9     | <b>12.16</b>           | 11.77 | 11.01 | 12.16 | 616    | 2113  |
| 16    | 1099 | Loek VAN ZEVENBERGEN | NED     | 05 Aug 96     | 15    | <b>11.78</b> <b>PB</b> | X     | 11.78 | X     | 593    | 2366  |
| 17    | 1132 | Karsten WARHOLM      | NOR     | 28 Feb 96     | 13    | <b>11.60</b>           | 10.52 | 11.60 | 11.54 | 582    | 2487  |

# DECATHLON JUNIOR SUMMARY AFTER 3 EVENTS

CORRECTION TO RESULT IN ROUND 2 FOR BIB 455 AFTER AFTER REVIEW OF VDM BY REFEREE

| RECORDS                         | RESULT      | NAME             | COUNTRY | AGE | VENUE              | DATE        |
|---------------------------------|-------------|------------------|---------|-----|--------------------|-------------|
| World Junior Record <b>WJR</b>  | <b>8397</b> | Torsten VOSS     | GDR     | 19  | Erfurt             | 7 Jul 1982  |
| Championships Record <b>CR</b>  | <b>8059</b> | Arkadiy VASILYEV | RUS     | 19  | Beijing (CSC)      | 17 Aug 2006 |
| World Junior Leading <b>WJL</b> | <b>8047</b> | Jirí SÝKORA      | CZE     | 19  | Praha (ASK Slavia) | 25 May 2014 |

22-23 July 2014




| PLACE | BIB  | NAME                | COUNTRY | POINTS      | POINTS BEHIND LEADER | 100 Metres                  | Long Jump                                      | Shot Put (6kg)                        | High Jump | 400 Metres | 110m Hurdles | Discus Throw | Pole Vault | Javelin Throw | 1500 Metres |
|-------|------|---------------------|---------|-------------|----------------------|-----------------------------|--|---------------------------------------|-----------|------------|--------------|--------------|------------|---------------|-------------|
| 1     | 455  | Jirí SÝKORA         | CZE     | <b>2596</b> |                      | 10.92<br>(+0.5)<br>878 (7)  | 7.35<br>(+2.0)<br>898 (6)<br><b>1776 (5)</b>   | 15.50<br>820 (1)<br><b>2596 (1)</b>   |           |            |              |              |            |               |             |
| 2     | 1295 | Evgeniy LIKHANOV    | RUS     | <b>2588</b> | -8                   | 11.01<br>(+1.4)<br>858 (14) | 7.72<br>(+2.0)<br>990 (3)<br><b>1848 (4)</b>   | 14.19<br>740 (9)<br><b>2588 (2)</b>   |           |            |              |              |            |               |             |
| 3     | 260  | Yuriy YERYOMICH     | BLR     | <b>2586</b> | -10                  | 10.92<br>(+0.5)<br>878 (7)  | 7.80<br>(+2.1)<br>1010 (1)<br><b>1888 (3)</b>  | 13.50<br>698 (19)<br><b>2586 (3)</b>  |           |            |              |              |            |               |             |
| 4     | 147  | Cedric DUBLER       | AUS     | <b>2569</b> | -27                  | 10.80<br>(+0.6)<br>906 (3)  | 7.74<br>(+1.2)<br>995 (2)<br><b>1901 (2)</b>   | 13.02<br>668 (24)<br><b>2569 (4)</b>  |           |            |              |              |            |               |             |
| 5     | 1290 | Roman KONDRATYEV    | RUS     | <b>2556</b> | -40                  | 10.88<br>(+0.5)<br>888 (5)  | 7.29<br>(+2.4)<br>883 (8)<br><b>1771 (7)</b>   | 14.93<br>785 (3)<br><b>2556 (5)</b>   |           |            |              |              |            |               |             |
| 6     | 1353 | Luca BERNASCHINA    | SUI     | <b>2508</b> | -88                  | 11.09<br>(+0.6)<br>841 (19) | 7.39<br>(+2.5)<br>908 (5)<br><b>1749 (9)</b>   | 14.50<br>759 (7)<br><b>2508 (6)</b>   |           |            |              |              |            |               |             |
| 7     | 1132 | Karsten WARHOLM     | NOR     | <b>2487</b> | -109                 | 10.55<br>(+0.5)<br>963 (1)  | 7.53<br>(+2.6)<br>942 (4)<br><b>1905 (1)</b>   | 11.60<br>582 (33)<br><b>2487 (7)</b>  |           |            |              |              |            |               |             |
| 8     | 288  | Alex SOARES         | BRA     | <b>2477</b> | -119                 | 11.20<br>(+0.6)<br>817 (24) | 7.18<br>(0.0)<br>857 (12)<br><b>1674 (18)</b>  | 15.21<br>803 (2)<br><b>2477 (8)</b>   |           |            |              |              |            |               |             |
| 9     | 602  | Mathias AKO         | FRA     | <b>2463</b> | -133                 | 11.01<br>(+2.0)<br>858 (14) | 7.27<br>(+1.8)<br>878 (9)<br><b>1736 (11)</b>  | 13.98<br>727 (13)<br><b>2463 (9)</b>  |           |            |              |              |            |               |             |
| 10    | 1265 | Fredriech PRETORIUS | RSA     | <b>2463</b> | -133                 | 11.05<br>(+1.0)<br>850 (17) | 7.31<br>(+0.4)<br>888 (10)<br><b>1738 (10)</b> | 13.94<br>725 (14)<br><b>2463 (10)</b> |           |            |              |              |            |               |             |
| 11    | 710  | Tim NOWAK           | GER     | <b>2450</b> | -146                 | 11.09<br>(+1.4)<br>841 (19) | 7.16<br>(+1.4)<br>852 (14)<br><b>1693 (14)</b> | 14.47<br>757 (8)<br><b>2450 (11)</b>  |           |            |              |              |            |               |             |
| 12    | 449  | Jan DOLEŽAL         | CZE     | <b>2435</b> | -161                 | 11.03<br>(+1.0)<br>854 (16) | 6.97<br>(+0.3)<br>807 (18)<br><b>1661 (19)</b> | 14.74<br>774 (4)<br><b>2435 (12)</b>  |           |            |              |              |            |               |             |
| 13    | 287  | Jefferson SANTOS    | BRA     | <b>2422</b> | -174                 | 11.12<br>(+1.4)<br>834 (21) | 7.18<br>(+1.3)<br>857 (13)<br><b>1691 (15)</b> | 14.05<br>731 (12)<br><b>2422 (13)</b> |           |            |              |              |            |               |             |
| 14    | 1394 | Fredrik SAMUELSSON  | SWE     | <b>2404</b> | -192                 | 11.20<br>(+1.0)<br>817 (24) | 7.03<br>(+1.7)<br>821 (16)<br><b>1638 (21)</b> | 14.62<br>766 (6)<br><b>2404 (14)</b>  |           |            |              |              |            |               |             |
| 15    | 1355 | Jan DEUBER          | SUI     | <b>2403</b> | -193                 | 10.95<br>(+0.6)<br>872 (9)  | 7.27<br>(+0.5)<br>878 (19)<br><b>1750 (8)</b>  | 12.76<br>653 (26)<br><b>2403 (15)</b> |           |            |              |              |            |               |             |



**DECATHLON JUNIOR SUMMARY AFTER 3 EVENTS**

22-23 July 2014




| PLACE | BIB  | NAME                 | COUNTRY | POINTS      | POINTS BEHIND LEADER | 100 Metres               | Long Jump                                   | Shot Put (6kg)                        | High Jump | 400 Metres | 110m Hurdles | Discus Throw | Pole Vault | Javelin Throw | 1500 Metres |
|-------|------|----------------------|---------|-------------|----------------------|--------------------------|---|---------------------------------------|-----------|------------|--------------|--------------|------------|---------------|-------------|
| 16    | 1576 | Harrison WILLIAMS    | USA     | <b>2384</b> | -212                 | 10.75 (+2.0)<br>917 (2)  | 6.80 (+0.7)<br>767 (25)<br><b>1684</b> (16) | 13.53<br>700 (18)<br><b>2384</b> (16) |           |            |              |              |            |               |             |
| 17    | 1550 | Gabriel MOORE        | USA     | <b>2373</b> | -223                 | 10.98 (+2.0)<br>865 (11) | 7.01 (+1.8)<br>816 (24)<br><b>1681</b> (17) | 13.41<br>692 (20)<br><b>2373</b> (17) |           |            |              |              |            |               |             |
| 18    | 547  | Taavi TŠERNJAVSKI    | EST     | <b>2370</b> | -226                 | 11.19 (+1.4)<br>819 (23) | 6.85 (-0.1)<br>778 (22)<br><b>1597</b> (24) | 14.73<br>773 (5)<br><b>2370</b> (18)  |           |            |              |              |            |               |             |
| 19    | 1090 | Sybren BLOK          | NED     | <b>2370</b> | -226                 | 10.99 (+0.5)<br>863 (12) | 6.80 (+1.1)<br>767 (26)<br><b>1630</b> (22) | 14.19<br>740 (10)<br><b>2370</b> (19) |           |            |              |              |            |               |             |
| 20    | 1099 | Loek VAN ZEVENBERGEN | NED     | <b>2366</b> | -230                 | 10.87 (+1.0)<br>890 (4)  | 7.29 (+1.4)<br>883 (7)<br><b>1773</b> (6)   | 11.78<br>593 (32)<br><b>2366</b> (20) |           |            |              |              |            |               |             |
| 21    | 690  | Fabian CHRIST        | GER     | <b>2362</b> | -234                 | 10.99 (+0.5)<br>863 (12) | 7.18 (+0.6)<br>857 (11)<br><b>1720</b> (12) | 12.58<br>642 (29)<br><b>2362</b> (21) |           |            |              |              |            |               |             |
| 22    | 587  | Elmo SAVOLA          | FIN     | <b>2335</b> | -261                 | 11.08 (+1.4)<br>843 (18) | 6.99 (+1.1)<br>811 (17)<br><b>1654</b> (20) | 13.22<br>681 (21)<br><b>2335</b> (22) |           |            |              |              |            |               |             |
| 23    | 659  | David HALL           | GBR     | <b>2324</b> | -272                 | 10.89 (+1.0)<br>885 (6)  | 6.66 (+2.2)<br>734 (29)<br><b>1619</b> (23) | 13.62<br>705 (16)<br><b>2324</b> (23) |           |            |              |              |            |               |             |
| 24    | 159  | David THOMSON        | AUS     | <b>2304</b> | -292                 | 11.37 (+2.0)<br>780 (30) | 6.96 (+3.3)<br>804 (20)<br><b>1584</b> (25) | 13.86<br>720 (15)<br><b>2304</b> (24) |           |            |              |              |            |               |             |
| 25    | 1349 | Aleksandar GRNOVIC   | SRB     | <b>2281</b> | -315                 | 11.28 (+1.0)<br>799 (29) | 6.72 (+0.4)<br>748 (30)<br><b>1547</b> (28) | 14.09<br>734 (11)<br><b>2281</b> (25) |           |            |              |              |            |               |             |
| 26    | 427  | Santiago A. FORD     | CUB     | <b>2251</b> | -345                 | 11.26 (+0.6)<br>804 (28) | 6.71 (-1.0)<br>746 (28)<br><b>1550</b> (27) | 13.55<br>701 (17)<br><b>2251</b> (26) |           |            |              |              |            |               |             |
| 27    | 1388 | Andreas GUSTAFSSON   | SWE     | <b>2226</b> | -370                 | 11.21 (+0.5)<br>814 (26) | 6.74 (+2.7)<br>753 (27)<br><b>1567</b> (26) | 12.86<br>659 (25)<br><b>2226</b> (27) |           |            |              |              |            |               |             |
| 28    | 529  | Carlos SÁNCHEZ       | ESP     | <b>2210</b> | -386                 | 11.16 (+1.0)<br>825 (22) | 6.55 (+1.6)<br>709 (31)<br><b>1534</b> (30) | 13.15<br>676 (22)<br><b>2210</b> (28) |           |            |              |              |            |               |             |
| 29    | 530  | Pablo TRESCOLÍ       | ESP     | <b>2196</b> | -400                 | 11.21 (+0.6)<br>814 (26) | 6.55 (+2.2)<br>709 (32)<br><b>1523</b> (31) | 13.10<br>673 (23)<br><b>2196</b> (29) |           |            |              |              |            |               |             |
| 30    | 376  | Qunhao WANG          | CHN     | <b>2188</b> | -408                 | 11.45 (+0.6)<br>763 (32) | 6.87 (0.0)<br>783 (21)<br><b>1546</b> (29)  | 12.59<br>642 (28)<br><b>2188</b> (30) |           |            |              |              |            |               |             |
| 31    | 244  | Benjamin HOUGARDY    | BEL     | <b>2113</b> | -483                 | 11.65 (+2.0)<br>721 (33) | 6.84 (+1.8)<br>776 (23)<br><b>1497</b> (32) | 12.16<br>616 (31)<br><b>2113</b> (31) |           |            |              |              |            |               |             |
| 32    | 840  | Simone FASSINA       | ITA     | <b>2071</b> | -525                 | 11.39 (+1.4)<br>776 (31) | 6.35 (-1.4)<br>664 (33)<br><b>1440</b> (33) | 12.40<br>631 (30)<br><b>2071</b> (32) |           |            |              |              |            |               |             |
| 33    | 1068 | Felipe RUIZ          | MEX     | <b>1946</b> | -650                 | 11.74 (+2.0)<br>703 (34) | 6.04 (+2.1)<br>595 (34)<br><b>1298</b> (34) | 12.68<br>648 (27)<br><b>1946</b> (33) |           |            |              |              |            |               |             |





**DECATHLON JUNIOR SUMMARY AFTER 3 EVENTS**

22-23 July 2014



| PLACE | BIB | NAME         | COUNTRY | POINTS     | POINTS BEHIND LEADER | 100 Metres   | Long Jump   | Shot Put (6kg) | High Jump | 400 Metres | 110m Hurdles | Discus Throw | Pole Vault | Javelin Throw | 1500 Metres |
|-------|-----|--------------|---------|------------|----------------------|--------------|-------------|----------------|-----------|------------|--------------|--------------|------------|---------------|-------------|
|       | 245 | Vincent STAS | BEL     | <b>DNF</b> |                      | 10.95 (+1.4) | 7.13 (+1.3) | DNF            |           |            |              |              |            |               |             |
|       |     |              |         |            |                      | 872 (9)      | 845 (15)    |                |           |            |              |              |            |               |             |
|       |     |              |         |            |                      |              | 1717 (13)   |                |           |            |              |              |            |               |             |

Official IAAF Partners



## SUMMARY



## High Jump Men - Decathlon Junior

| RECORDS                | RESULT      | NAME                   | COUNTRY           | AGE           | VENUE     | DATE                        |           |
|------------------------|-------------|------------------------|-------------------|---------------|-----------|-----------------------------|-----------|
| World Dec. Junior Best | <b>WDJB</b> | 2.17                   | Gunnar NIXON      | USA           | 19        | Bloomington, IN 15 Jun 2012 |           |
| Champ. Decathlon Best  | <b>CDB</b>  | 2.16                   | Andrei KRAUCHANKA | BLR           | 18        | Grosseto 14 Jul 2004        |           |
| Area Junior Record     | <b>AJR</b>  | National Junior Record | <b>NJR</b>        | Personal Best | <b>PB</b> | Season Best                 | <b>SB</b> |

22 July 2014

| RANK | PLACE | GROUP | BIB  | NAME                 | COUNTRY | DATE of BIRTH | RESULT |           |     |
|------|-------|-------|------|----------------------|---------|---------------|--------|-----------|-----|
| 1    | 1     | B     | 1295 | Evgeniy LIKHANOV     | RUS     | 10 Jan 95     | 2.09   | <b>SB</b> | 887 |
| 2    | 2     | B     | 147  | Cedric DUBLER        | AUS     | 13 Jan 95     | 2.09   | <b>SB</b> | 887 |
| 3    | 3     | B     | 427  | Santiago A. FORD     | CUB     | 25 Aug 97     | 2.03   |           | 831 |
| 4    | 4     | B     | 244  | Benjamin HOUGARDY    | BEL     | 08 Dec 95     | 2.03   |           | 831 |
| 4    | 4     | B     | 1290 | Roman KONDRATYEV     | RUS     | 15 May 95     | 2.03   | <b>PB</b> | 831 |
| 6    | 6     | B     | 710  | Tim NOWAK            | GER     | 13 Aug 95     | 2.03   | <b>PB</b> | 831 |
| 7    | 7     | B     | 1132 | Karsten WARHOLM      | NOR     | 28 Feb 96     | 2.00   | <b>SB</b> | 803 |
| 8    | 8     | B     | 287  | Jefferson SANTOS     | BRA     | 30 Aug 95     | 2.00   |           | 803 |
| 9    | 9     | B     | 159  | David THOMSON        | AUS     | 08 Oct 95     | 1.97   |           | 776 |
| 9    | 9     | B     | 376  | Qunhao WANG          | CHN     | 03 Feb 95     | 1.97   |           | 776 |
| 11   | 1     | A     | 659  | David HALL           | GBR     | 25 Apr 95     | 1.97   | <b>PB</b> | 776 |
| 12   | 2     | A     | 1550 | Gabriel MOORE        | USA     | 10 Jan 96     | 1.97   | <b>PB</b> | 776 |
| 13   | 11    | B     | 587  | Elmo SAVOLA          | FIN     | 10 Mar 95     | 1.97   | <b>PB</b> | 776 |
| 14   | 3     | A     | 1265 | Fredriech PRETORIUS  | RSA     | 04 Aug 95     | 1.97   | <b>PB</b> | 776 |
| 15   | 12    | B     | 260  | Yuriy YERYOMICH      | BLR     | 24 Apr 95     | 1.94   |           | 749 |
| 16   | 4     | A     | 1394 | Fredrik SAMUELSSON   | SWE     | 16 Feb 95     | 1.94   | <b>SB</b> | 749 |
| 16   | 13    | B     | 690  | Fabian CHRIST        | GER     | 18 Sep 95     | 1.94   |           | 749 |
| 16   | 13    | B     | 1576 | Harrison WILLIAMS    | USA     | 07 Mar 96     | 1.94   |           | 749 |
| 16   | 13    | B     | 455  | Jirí SÝKORA          | CZE     | 20 Jan 95     | 1.94   |           | 749 |
| 20   | 16    | B     | 840  | Simone FASSINA       | ITA     | 19 Oct 96     | 1.94   |           | 749 |
| 21   | 17    | B     | 1099 | Loek VAN ZEVENBERGEN | NED     | 05 Aug 96     | 1.94   |           | 749 |
| 22   | 5     | A     | 1388 | Andreas GUSTAFSSON   | SWE     | 08 Apr 97     | 1.94   | <b>PB</b> | 749 |
| 23   | 6     | A     | 1355 | Jan DEUBER           | SUI     | 14 Feb 95     | 1.91   | <b>PB</b> | 723 |
| 24   | 7     | A     | 547  | Taavi TŠERNJAVSKI    | EST     | 04 Mar 95     | 1.91   |           | 723 |
| 25   | 8     | A     | 602  | Mathias AKO          | FRA     | 28 Jul 95     | 1.85   |           | 670 |
| 26   | 9     | A     | 530  | Pablo TRESOLÍ        | ESP     | 04 Mar 95     | 1.85   |           | 670 |
| 27   | 10    | A     | 1353 | Luca BERNASCHINA     | SUI     | 30 Jun 95     | 1.82   |           | 644 |
| 28   | 11    | A     | 288  | Alex SOARES          | BRA     | 02 Feb 95     | 1.79   |           | 619 |
| 28   | 11    | A     | 529  | Carlos SÁNCHEZ       | ESP     | 21 Mar 96     | 1.79   |           | 619 |
| 30   | 13    | A     | 1090 | Sybren BLOK          | NED     | 25 Jun 96     | 1.79   | <b>PB</b> | 619 |
| 31   | 14    | A     | 449  | Jan DOLEŽAL          | CZE     | 06 Jun 96     | 1.76   |           | 593 |
| 32   | 15    | A     | 1068 | Felipe RUIZ          | MEX     | 20 Feb 95     | 1.73   |           | 569 |
| 33   | 16    | A     | 1349 | Aleksandar GRNOVIC   | SRB     | 09 Jan 96     | 1.73   |           | 569 |
|      |       | A     | 245  | Vincent STAS         | BEL     | 04 May 95     | DNS    |           |     |

# RESULTS



## High Jump Men - Decathlon Junior

| RECORDS                            | RESULT NAME                       | COUNTRY                 | AGE                   | VENUE           | DATE        |
|------------------------------------|-----------------------------------|-------------------------|-----------------------|-----------------|-------------|
| World Dec. Junior Best <b>WDJB</b> | 2.17 Gunnar NIXON                 | USA                     | 19                    | Bloomington, IN | 15 Jun 2012 |
| Champ. Decathlon Best <b>CDB</b>   | 2.16 Andrei KRAUCHANKA            | BLR                     | 18                    | Grosseto        | 14 Jul 2004 |
| Area Junior Record <b>AJR</b>      | National Junior Record <b>NJR</b> | Personal Best <b>PB</b> | Season Best <b>SB</b> |                 |             |

**Group A**      22 July 2014      16:30 START TIME      26° C TEMPERATURE      45 % HUMIDITY  
18:22 END TIME      27° C      39 %

| PLACE | BIB  | NAME                | COUNTRY | DATE of BIRTH | ORDER | RESULT                | 1.67 | 1.70 | 1.73 | 1.76 | 1.79 | 1.82 | 1.85 | 1.88 | 1.91 | 1.94 | 1.97 | POINTS | TOTAL |
|-------|------|---------------------|---------|---------------|-------|-----------------------|------|------|------|------|------|------|------|------|------|------|------|--------|-------|
| 1     | 659  | David HALL          | GBR     | 25 Apr 95     | 7     | <b>1.97</b> <b>PB</b> | -    | -    | -    | 0    | -    | 0    | 0    | 0    | 0    | XO   | 0    | 776    | 3100  |
| 2     | 1550 | Gabriel MOORE       | USA     | 10 Jan 96     | 12    | <b>1.97</b> <b>PB</b> | -    | -    | -    | -    | 0    | -    | 0    | 0    | 0    | 0    | XO   | 776    | 3149  |
| 3     | 1265 | Fredriech PRETORIUS | RSA     | 04 Aug 95     | 16    | <b>1.97</b> <b>PB</b> | -    | -    | -    | -    | 0    | -    | XO   | 0    | 0    | XXO  | XXX  | 776    | 3239  |
| 4     | 1394 | Fredrik SAMUELSSON  | SWE     | 16 Feb 95     | 10    | <b>1.94</b> <b>SB</b> | -    | -    | -    | -    | -    | 0    | -    | 0    | XO   | XXX  | 749  | 3153   |       |
| 5     | 1388 | Andreas GUSTAFSSON  | SWE     | 08 Apr 97     | 5     | <b>1.94</b> <b>PB</b> | -    | -    | -    | -    | -    | 0    | -    | XO   | XXO  | XXX  | 749  | 2975   |       |
| 6     | 1355 | Jan DEUBER          | SUI     | 14 Feb 95     | 11    | <b>1.91</b> <b>PB</b> | -    | -    | -    | -    | 0    | 0    | 0    | 0    | XXX  |      | 723  | 3126   |       |
| 7     | 547  | Taavi TŠERNJAVSKI   | EST     | 04 Mar 95     | 6     | <b>1.91</b>           | -    | -    | -    | -    | 0    | 0    | 0    | 0    | XXO  | XXX  | 723  | 3093   |       |
| 8     | 602  | Mathias AKO         | FRA     | 28 Jul 95     | 1     | <b>1.85</b>           | -    | -    | -    | 0    | -    | XO   | 0    | XXX  |      |      | 670  | 3133   |       |
| 9     | 530  | Pablo TRESOLÍ       | ESP     | 04 Mar 95     | 15    | <b>1.85</b>           | -    | -    | -    | 0    | -    | XXO  | XO   | XXX  |      |      | 670  | 2866   |       |
| 10    | 1353 | Luca BERNASCHINA    | SUI     | 30 Jun 95     | 9     | <b>1.82</b>           | -    | -    | -    | -    | 0    | XXX  |      |      |      |      | 644  | 3152   |       |
| 11    | 529  | Carlos SÁNCHEZ      | ESP     | 21 Mar 96     | 13    | <b>1.79</b>           | 0    | -    | 0    | -    | 0    | XXX  |      |      |      |      | 619  | 2829   |       |
| 11    | 288  | Alex SOARES         | BRA     | 02 Feb 95     | 2     | <b>1.79</b>           | 0    | -    | 0    | -    | 0    | XXX  |      |      |      |      | 619  | 3096   |       |
| 13    | 1090 | Sybren BLOK         | NED     | 25 Jun 96     | 3     | <b>1.79</b> <b>PB</b> | 0    | 0    | XO   | XO   | XXO  | XXX  |      |      |      |      | 619  | 2989   |       |
| 14    | 449  | Jan DOLEŽAL         | CZE     | 06 Jun 96     | 17    | <b>1.76</b>           | -    | -    | -    | 0    | -    | XXX  |      |      |      |      | 593  | 3028   |       |
| 15    | 1068 | Felipe RUIZ         | MEX     | 20 Feb 95     | 14    | <b>1.73</b>           | 0    | -    | XO   | XXX  |      |      |      |      |      |      | 569  | 2515   |       |
| 16    | 1349 | Aleksandar GRNOVIC  | SRB     | 09 Jan 96     | 4     | <b>1.73</b>           | -    | 0    | XXO  | XXX  |      |      |      |      |      |      | 569  | 2850   |       |
|       | 245  | Vincent STAS        | BEL     | 04 May 95     | 8     | <b>DNS</b>            |      |      |      |      |      |      |      |      |      |      |      | 0      |       |





**RESULTS**  
**High Jump Men - Decathlon Junior**

**Group B**

22 July 2014 16:31 START TIME 26° C TEMPERATURE 45 % HUMIDITY  
18:47 END TIME 27° C 39 %

| PLACE | BIB  | NAME                 | COUNTRY | DATE of BIRTH | ORDER | RESULT      |    | 1.67 | 1.70 | 1.73 | 1.76 | 1.79 | 1.82 | 1.85 | 1.88 | 1.91 | 1.94 | 1.97 | POINTS | TOTAL |
|-------|------|----------------------|---------|---------------|-------|-------------|----|------|------|------|------|------|------|------|------|------|------|------|--------|-------|
|       |      |                      |         |               |       |             |    | 2.00 | 2.03 | 2.06 | 2.09 | 2.12 | 2.15 |      |      |      |      |      |        |       |
| 1     | 1295 | Evgeniy LIKHANOV     | RUS     | 10 Jan 95     | 13    | <b>2.09</b> | SB | -    | -    | -    | -    | -    | -    | -    | -    | 0    | 0    | 0    | 887    | 3475  |
|       |      |                      |         |               |       |             |    | 0    | 0    | 0    | 0    | XXr  |      |      |      |      |      |      |        |       |
| 2     | 147  | Cedric DUBLER        | AUS     | 13 Jan 95     | 16    | <b>2.09</b> | SB | -    | -    | -    | -    | -    | -    | -    | -    | -    | -    | 0    | 887    | 3456  |
|       |      |                      |         |               |       |             |    | -    | 0    | X0   | 0    | XXX  |      |      |      |      |      |      |        |       |
| 3     | 427  | Santiago A. FORD     | CUB     | 25 Aug 97     | 7     | <b>2.03</b> |    | -    | -    | -    | -    | -    | 0    | -    | X0   | 0    | -    | 831  | 3082   |       |
|       |      |                      |         |               |       |             |    | 0    | 0    | XXX  |      |      |      |      |      |      |      |      |        |       |
| 4     | 244  | Benjamin HOUGARDY    | BEL     | 08 Dec 95     | 4     | <b>2.03</b> |    | -    | -    | -    | -    | -    | -    | 0    | -    | 0    | X0   | 831  | 2944   |       |
|       |      |                      |         |               |       |             |    | X0   | 0    | XXX  |      |      |      |      |      |      |      |      |        |       |
| 4     | 1290 | Roman KONDRATYEV     | RUS     | 15 May 95     | 5     | <b>2.03</b> | PB | -    | -    | -    | -    | -    | -    | -    | 0    | 0    | X0   | 831  | 3387   |       |
|       |      |                      |         |               |       |             |    | X0   | 0    | XXX  |      |      |      |      |      |      |      |      |        |       |
| 6     | 710  | Tim NOWAK            | GER     | 13 Aug 95     | 1     | <b>2.03</b> | PB | -    | -    | -    | -    | -    | 0    | 0    | 0    | 0    | 0    | 831  | 3281   |       |
|       |      |                      |         |               |       |             |    | 0    | X0   | XXr  |      |      |      |      |      |      |      |      |        |       |
| 7     | 1132 | Karsten WARHOLM      | NOR     | 28 Feb 96     | 3     | <b>2.00</b> | SB | -    | -    | -    | -    | 0    | -    | -    | 0    | 0    | X0   | 803  | 3290   |       |
|       |      |                      |         |               |       |             |    | 0    | XXX  |      |      |      |      |      |      |      |      |      |        |       |
| 8     | 287  | Jefferson SANTOS     | BRA     | 30 Aug 95     | 10    | <b>2.00</b> |    | -    | -    | -    | -    | 0    | -    | 0    | -    | X0   | -    | 803  | 3225   |       |
|       |      |                      |         |               |       |             |    | XX0  | XXX  |      |      |      |      |      |      |      |      |      |        |       |
| 9     | 159  | David THOMSON        | AUS     | 08 Oct 95     | 12    | <b>1.97</b> |    | -    | -    | -    | -    | 0    | -    | 0    | 0    | 0    | 0    | 776  | 3080   |       |
|       |      |                      |         |               |       |             |    | XXX  |      |      |      |      |      |      |      |      |      |      |        |       |
| 9     | 376  | Qunhao WANG          | CHN     | 03 Feb 95     | 11    | <b>1.97</b> |    | -    | -    | -    | -    | 0    | -    | 0    | 0    | 0    | 0    | 776  | 2964   |       |
|       |      |                      |         |               |       |             |    | XXX  |      |      |      |      |      |      |      |      |      |      |        |       |
| 11    | 587  | Elmo SAVOLA          | FIN     | 10 Mar 95     | 8     | <b>1.97</b> | PB | -    | -    | -    | -    | 0    | 0    | X0   | 0    | 0    | X0   | 776  | 3111   |       |
|       |      |                      |         |               |       |             |    | XXX  |      |      |      |      |      |      |      |      |      |      |        |       |
| 12    | 260  | Yuriy YERYOMICH      | BLR     | 24 Apr 95     | 6     | <b>1.94</b> |    | -    | -    | -    | -    | 0    | 0    | 0    | X0   | 0    | 0    | 749  | 3335   |       |
|       |      |                      |         |               |       |             |    |      |      |      |      |      |      |      |      |      |      |      |        |       |
| 13    | 690  | Fabian CHRIST        | GER     | 18 Sep 95     | 2     | <b>1.94</b> |    | -    | -    | -    | -    | -    | 0    | 0    | 0    | X0   | XXX  | 749  | 3111   |       |
|       |      |                      |         |               |       |             |    |      |      |      |      |      |      |      |      |      |      |      |        |       |
| 13    | 455  | Jirí SÝKORA          | CZE     | 20 Jan 95     | 17    | <b>1.94</b> |    | -    | -    | -    | -    | -    | 0    | -    | 0    | X0   | XXX  | 749  | 3345   |       |
|       |      |                      |         |               |       |             |    |      |      |      |      |      |      |      |      |      |      |      |        |       |
| 13    | 1576 | Harrison WILLIAMS    | USA     | 07 Mar 96     | 9     | <b>1.94</b> |    | -    | -    | -    | -    | -    | 0    | -    | 0    | X0   | XXX  | 749  | 3133   |       |
|       |      |                      |         |               |       |             |    |      |      |      |      |      |      |      |      |      |      |      |        |       |
| 16    | 840  | Simone FASSINA       | ITA     | 19 Oct 96     | 15    | <b>1.94</b> |    | -    | -    | -    | -    | 0    | -    | 0    | 0    | X0   | X0   | 749  | 2820   |       |
|       |      |                      |         |               |       |             |    |      |      |      |      |      |      |      |      |      |      |      |        |       |
| 17    | 1099 | Loek VAN ZEVENBERGEN | NED     | 05 Aug 96     | 14    | <b>1.94</b> |    | -    | -    | -    | -    | -    | 0    | 0    | 0    | XX0  | XXX  | 749  | 3115   |       |
|       |      |                      |         |               |       |             |    |      |      |      |      |      |      |      |      |      |      |      |        |       |

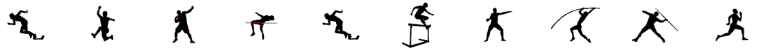




# DECATHLON JUNIOR SUMMARY AFTER 4 EVENTS

| RECORDS                         | RESULT      | NAME             | COUNTRY | AGE | VENUE              | DATE        |
|---------------------------------|-------------|------------------|---------|-----|--------------------|-------------|
| World Junior Record <b>WJR</b>  | <b>8397</b> | Torsten VOSS     | GDR     | 19  | Erfurt             | 7 Jul 1982  |
| Championships Record <b>CR</b>  | <b>8059</b> | Arkadiy VASILYEV | RUS     | 19  | Beijing (CSC)      | 17 Aug 2006 |
| World Junior Leading <b>WJL</b> | <b>8047</b> | Jirí SÝKORA      | CZE     | 19  | Praha (ASK Slavia) | 25 May 2014 |

22-23 July 2014



| PLACE | BIB  | NAME                 | COUNTRY | POINTS      | POINTS BEHIND LEADER | 100 Metres               | Long Jump                                   | Shot Put (6kg)                        | High Jump                            | 400 Metres | 110m Hurdles | Discus Throw | Pole Vault | Javelin Throw | 1500 Metres |
|-------|------|----------------------|---------|-------------|----------------------|--------------------------|---|---------------------------------------|--------------------------------------|------------|--------------|--------------|------------|---------------|-------------|
| 1     | 1295 | Evgeniy LIKHANOV     | RUS     | <b>3475</b> |                      | 11.01 (+1.4)<br>858 (14) | 7.72 (+2.0)<br>990 (3)<br><b>1848 (4)</b>   | 14.19<br>740 (9)<br><b>2588 (2)</b>   | 2.09<br>887 (1)<br><b>3475 (1)</b>   |            |              |              |            |               |             |
| 2     | 147  | Cedric DUBLER        | AUS     | <b>3456</b> | -19                  | 10.80 (+0.6)<br>906 (3)  | 7.74 (+1.2)<br>995 (2)<br><b>1901 (2)</b>   | 13.02<br>668 (24)<br><b>2569 (4)</b>  | 2.09<br>887 (2)<br><b>3456 (2)</b>   |            |              |              |            |               |             |
| 3     | 1290 | Roman KONDRATYEV     | RUS     | <b>3387</b> | -88                  | 10.88 (+0.5)<br>888 (5)  | 7.29 (+2.4)<br>883 (8)<br><b>1771 (7)</b>   | 14.93<br>785 (3)<br><b>2556 (5)</b>   | 2.03<br>831 (4)<br><b>3387 (3)</b>   |            |              |              |            |               |             |
| 4     | 455  | Jirí SÝKORA          | CZE     | <b>3345</b> | -130                 | 10.92 (+0.5)<br>878 (7)  | 7.35 (+2.0)<br>898 (6)<br><b>1776 (5)</b>   | 15.50<br>820 (1)<br><b>2596 (1)</b>   | 1.94<br>749 (16)<br><b>3345 (4)</b>  |            |              |              |            |               |             |
| 5     | 260  | Yuriy YERYOMICH      | BLR     | <b>3335</b> | -140                 | 10.92 (+0.5)<br>878 (7)  | 7.80 (+2.1)<br>1010 (1)<br><b>1888 (3)</b>  | 13.50<br>698 (19)<br><b>2586 (3)</b>  | 1.94<br>749 (15)<br><b>3335 (5)</b>  |            |              |              |            |               |             |
| 6     | 1132 | Karsten WARHOLM      | NOR     | <b>3290</b> | -185                 | 10.55 (+0.5)<br>963 (1)  | 7.53 (+2.6)<br>942 (4)<br><b>1905 (1)</b>   | 11.60<br>582 (33)<br><b>2487 (7)</b>  | 2.00<br>803 (7)<br><b>3290 (6)</b>   |            |              |              |            |               |             |
| 7     | 710  | Tim NOWAK            | GER     | <b>3281</b> | -194                 | 11.09 (+1.4)<br>841 (19) | 7.16 (+1.4)<br>852 (14)<br><b>1693 (14)</b> | 14.47<br>757 (8)<br><b>2450 (11)</b>  | 2.03<br>831 (6)<br><b>3281 (7)</b>   |            |              |              |            |               |             |
| 8     | 1265 | Fredriech PRETORIUS  | RSA     | <b>3239</b> | -236                 | 11.05 (+1.0)<br>850 (17) | 7.31 (+0.4)<br>888 (10)<br><b>1738 (10)</b> | 13.94<br>725 (14)<br><b>2463 (10)</b> | 1.97<br>776 (14)<br><b>3239 (8)</b>  |            |              |              |            |               |             |
| 9     | 287  | Jefferson SANTOS     | BRA     | <b>3225</b> | -250                 | 11.12 (+1.4)<br>834 (21) | 7.18 (+1.3)<br>857 (13)<br><b>1691 (15)</b> | 14.05<br>731 (12)<br><b>2422 (13)</b> | 2.00<br>803 (8)<br><b>3225 (9)</b>   |            |              |              |            |               |             |
| 10    | 1394 | Fredrik SAMUELSSON   | SWE     | <b>3153</b> | -322                 | 11.20 (+1.0)<br>817 (24) | 7.03 (+1.7)<br>821 (16)<br><b>1638 (21)</b> | 14.62<br>766 (6)<br><b>2404 (14)</b>  | 1.94<br>749 (16)<br><b>3153 (10)</b> |            |              |              |            |               |             |
| 11    | 1353 | Luca BERNASCHINA     | SUI     | <b>3152</b> | -323                 | 11.09 (+0.6)<br>841 (19) | 7.39 (+2.5)<br>908 (5)<br><b>1749 (9)</b>   | 14.50<br>759 (7)<br><b>2508 (6)</b>   | 1.82<br>644 (27)<br><b>3152 (11)</b> |            |              |              |            |               |             |
| 12    | 1550 | Gabriel MOORE        | USA     | <b>3149</b> | -326                 | 10.98 (+2.0)<br>865 (11) | 7.01 (+1.8)<br>816 (24)<br><b>1681 (17)</b> | 13.41<br>692 (20)<br><b>2373 (17)</b> | 1.97<br>776 (12)<br><b>3149 (12)</b> |            |              |              |            |               |             |
| 13    | 1576 | Harrison WILLIAMS    | USA     | <b>3133</b> | -342                 | 10.75 (+2.0)<br>917 (2)  | 6.80 (+0.7)<br>767 (25)<br><b>1684 (16)</b> | 13.53<br>700 (18)<br><b>2384 (16)</b> | 1.94<br>749 (16)<br><b>3133 (13)</b> |            |              |              |            |               |             |
| 14    | 602  | Mathias AKO          | FRA     | <b>3133</b> | -342                 | 11.01 (+2.0)<br>858 (14) | 7.27 (+1.8)<br>878 (9)<br><b>1736 (11)</b>  | 13.98<br>727 (13)<br><b>2463 (9)</b>  | 1.85<br>670 (25)<br><b>3133 (14)</b> |            |              |              |            |               |             |
| 15    | 1355 | Jan DEUBER           | SUI     | <b>3126</b> | -349                 | 10.95 (+0.6)<br>872 (9)  | 7.27 (+0.5)<br>878 (19)<br><b>1750 (8)</b>  | 12.76<br>653 (26)<br><b>2403 (15)</b> | 1.91<br>723 (23)<br><b>3126 (15)</b> |            |              |              |            |               |             |
| 16    | 1099 | Loek VAN ZEVENBERGEN | NED     | <b>3115</b> | -360                 | 10.87 (+1.0)<br>890 (4)  | 7.29 (+1.4)<br>883 (7)<br><b>1773 (6)</b>   | 11.78<br>593 (32)<br><b>2366 (20)</b> | 1.94<br>749 (21)<br><b>3115 (16)</b> |            |              |              |            |               |             |





**DECATHLON JUNIOR SUMMARY AFTER 4 EVENTS**

22-23 July 2014



| PLACE | BIB  | NAME               | COUNTRY | POINTS | POINTS BEHIND LEADER | 100 Metres               | Long Jump                            | Shot Put (6kg)                 | High Jump                     | 400 Metres | 110m Hurdles | Discus Throw | Pole Vault | Javelin Throw | 1500 Metres |
|-------|------|--------------------|---------|--------|----------------------|--------------------------|--------------------------------------|--------------------------------|-------------------------------|------------|--------------|--------------|------------|---------------|-------------|
| 17    | 690  | Fabian CHRIST      | GER     | 3111   | -364                 | 10.99 (+0.5)<br>863 (12) | 7.18 (+0.6)<br>857 (11)<br>1720 (12) | 12.58<br>642 (29)<br>2362 (21) | 1.94<br>749 (16)<br>3111 (17) |            |              |              |            |               |             |
| 18    | 587  | Elmo SAVOLA        | FIN     | 3111   | -364                 | 11.08 (+1.4)<br>843 (18) | 6.99 (+1.1)<br>811 (17)<br>1654 (20) | 13.22<br>681 (21)<br>2335 (22) | 1.97<br>776 (13)<br>3111 (18) |            |              |              |            |               |             |
| 19    | 659  | David HALL         | GBR     | 3100   | -375                 | 10.89 (+1.0)<br>885 (6)  | 6.66 (+2.2)<br>734 (29)<br>1619 (23) | 13.62<br>705 (16)<br>2324 (23) | 1.97<br>776 (11)<br>3100 (19) |            |              |              |            |               |             |
| 20    | 288  | Alex SOARES        | BRA     | 3096   | -379                 | 11.20 (+0.6)<br>817 (24) | 7.18 (0.0)<br>857 (12)<br>1674 (18)  | 15.21<br>803 (2)<br>2477 (8)   | 1.79<br>619 (28)<br>3096 (20) |            |              |              |            |               |             |
| 21    | 547  | Taavi TŠERNJAVSKI  | EST     | 3093   | -382                 | 11.19 (+1.4)<br>819 (23) | 6.85 (-0.1)<br>778 (22)<br>1597 (24) | 14.73<br>773 (5)<br>2370 (18)  | 1.91<br>723 (24)<br>3093 (21) |            |              |              |            |               |             |
| 22    | 427  | Santiago A. FORD   | CUB     | 3082   | -393                 | 11.26 (+0.6)<br>804 (28) | 6.71 (-1.0)<br>746 (28)<br>1550 (27) | 13.55<br>701 (17)<br>2251 (26) | 2.03<br>831 (3)<br>3082 (22)  |            |              |              |            |               |             |
| 23    | 159  | David THOMSON      | AUS     | 3080   | -395                 | 11.37 (+2.0)<br>780 (30) | 6.96 (+3.3)<br>804 (20)<br>1584 (25) | 13.86<br>720 (15)<br>2304 (24) | 1.97<br>776 (9)<br>3080 (23)  |            |              |              |            |               |             |
| 24    | 449  | Jan DOLEŽAL        | CZE     | 3028   | -447                 | 11.03 (+1.0)<br>854 (16) | 6.97 (+0.3)<br>807 (18)<br>1661 (19) | 14.74<br>774 (4)<br>2435 (12)  | 1.76<br>593 (31)<br>3028 (24) |            |              |              |            |               |             |
| 25    | 1090 | Sybren BLOK        | NED     | 2989   | -486                 | 10.99 (+0.5)<br>863 (12) | 6.80 (+1.1)<br>767 (26)<br>1630 (22) | 14.19<br>740 (10)<br>2370 (19) | 1.79<br>619 (30)<br>2989 (25) |            |              |              |            |               |             |
| 26    | 1388 | Andreas GUSTAFSSON | SWE     | 2975   | -500                 | 11.21 (+0.5)<br>814 (26) | 6.74 (+2.7)<br>753 (27)<br>1567 (26) | 12.86<br>659 (25)<br>2226 (27) | 1.94<br>749 (22)<br>2975 (26) |            |              |              |            |               |             |
| 27    | 376  | Qunhao WANG        | CHN     | 2964   | -511                 | 11.45 (+0.6)<br>763 (32) | 6.87 (0.0)<br>783 (21)<br>1546 (29)  | 12.59<br>642 (28)<br>2188 (30) | 1.97<br>776 (9)<br>2964 (27)  |            |              |              |            |               |             |
| 28    | 244  | Benjamin HOUGARDY  | BEL     | 2944   | -531                 | 11.65 (+2.0)<br>721 (33) | 6.84 (+1.8)<br>776 (23)<br>1497 (32) | 12.16<br>616 (31)<br>2113 (31) | 2.03<br>831 (4)<br>2944 (28)  |            |              |              |            |               |             |
| 29    | 530  | Pablo TRESCOLÍ     | ESP     | 2866   | -609                 | 11.21 (+0.6)<br>814 (26) | 6.55 (+2.2)<br>709 (32)<br>1523 (31) | 13.10<br>673 (23)<br>2196 (29) | 1.85<br>670 (26)<br>2866 (29) |            |              |              |            |               |             |
| 30    | 1349 | Aleksandar GRNOVIC | SRB     | 2850   | -625                 | 11.28 (+1.0)<br>799 (29) | 6.72 (+0.4)<br>748 (30)<br>1547 (28) | 14.09<br>734 (11)<br>2281 (25) | 1.73<br>569 (33)<br>2850 (30) |            |              |              |            |               |             |
| 31    | 529  | Carlos SÁNCHEZ     | ESP     | 2829   | -646                 | 11.16 (+1.0)<br>825 (22) | 6.55 (+1.6)<br>709 (31)<br>1534 (30) | 13.15<br>676 (22)<br>2210 (28) | 1.79<br>619 (28)<br>2829 (31) |            |              |              |            |               |             |
| 32    | 840  | Simone FASSINA     | ITA     | 2820   | -655                 | 11.39 (+1.4)<br>776 (31) | 6.35 (-1.4)<br>664 (33)<br>1440 (33) | 12.40<br>631 (30)<br>2071 (32) | 1.94<br>749 (20)<br>2820 (32) |            |              |              |            |               |             |
| 33    | 1068 | Felipe RUIZ        | MEX     | 2515   | -960                 | 11.74 (+2.0)<br>703 (34) | 6.04 (+2.1)<br>595 (34)<br>1298 (34) | 12.68<br>648 (27)<br>1946 (33) | 1.73<br>569 (32)<br>2515 (33) |            |              |              |            |               |             |
|       | 245  | Vincent STAS       | BEL     | DNF    |                      | 10.95 (+1.4)<br>872 (9)  | 7.13 (+1.3)<br>845 (15)<br>1717 (13) | DNS                            |                               |            |              |              |            |               |             |











Official IAAF Partners





**DECATHLON JUNIOR SUMMARY AFTER 4 EVENTS**

22-23 July 2014

-  100 Metres
-  Long Jump
-  Shot Put (6kg)
-  High Jump
-  400 Metres
-  110m Hurdles
-  Discus Throw
-  Pole Vault
-  Javelin Throw
-  1500 Metres

| PLACE | BIB | NAME | COUNTRY | POINTS | POINTS BEHIND LEADER |
|-------|-----|------|---------|--------|----------------------|
|-------|-----|------|---------|--------|----------------------|

Official IAAF Partners



## SUMMARY



## 400 Metres Men - Decathlon Junior

| RECORDS                | RESULT      | NAME                   | COUNTRY      | AGE           | VENUE     | DATE                 |           |
|------------------------|-------------|------------------------|--------------|---------------|-----------|----------------------|-----------|
| World Dec. Junior Best | <b>WDJB</b> | 46.79                  | Andrés SILVA | URU           | 18        | Grosseto 14 Jul 2004 |           |
| Champ. Decathlon Best  | <b>CDB</b>  | 46.79                  | Andrés SILVA | URU           | 18        | Grosseto 14 Jul 2004 |           |
| Area Junior Record     | <b>AJR</b>  | National Junior Record | <b>NJR</b>   | Personal Best | <b>PB</b> | Season Best          | <b>SB</b> |

22 July 2014

| RANK | PLACE | HEAT | LANE | BIB  | NAME                 | COUNTRY | DATE of BIRTH | RESULT |        |
|------|-------|------|------|------|----------------------|---------|---------------|--------|--------|
| 1    | 1     | 2    | 4    | 1132 | Karsten WARHOLM      | NOR     | 28 Feb 96     | 47.21  | 948    |
| 2    | 2     | 2    | 3    | 690  | Fabian CHRIST        | GER     | 18 Sep 95     | 47.67  | PB 925 |
| 3    | 3     | 2    | 6    | 659  | David HALL           | GBR     | 25 Apr 95     | 47.85  | PB 916 |
| 4    | 4     | 2    | 8    | 1576 | Harrison WILLIAMS    | USA     | 07 Mar 96     | 48.21  | 899    |
| 5    | 1     | 3    | 3    | 147  | Cedric DUBLER        | AUS     | 13 Jan 95     | 48.75  | PB 873 |
| 6    | 5     | 2    | 7    | 455  | Jirí SÝKORA          | CZE     | 20 Jan 95     | 49.00  | 861    |
| 7    | 6     | 2    | 5    | 1550 | Gabriel MOORE        | USA     | 10 Jan 96     | 49.01  | 861    |
| 8    | 1     | 5    | 2    | 1290 | Roman KONDRATYEV     | RUS     | 15 May 95     | 49.25  | PB 849 |
| 9    | 2     | 5    | 8    | 1265 | Fredriech PRETORIUS  | RSA     | 04 Aug 95     | 49.41  | PB 842 |
| 10   | 1     | 4    | 4    | 530  | Pablo TRESCOLÍ       | ESP     | 04 Mar 95     | 49.43  | PB 841 |
| 11   | 3     | 5    | 5    | 710  | Tim NOWAK            | GER     | 13 Aug 95     | 49.60  | SB 833 |
| 12   | 7     | 2    | 2    | 376  | Qunhao WANG          | CHN     | 03 Feb 95     | 49.63  | 832    |
| 13   | 2     | 4    | 2    | 449  | Jan DOLEŽAL          | CZE     | 06 Jun 96     | 49.94  | PB 817 |
| 14   | 4     | 5    | 6    | 1349 | Aleksandar GRNOVIC   | SRB     | 09 Jan 96     | 49.97  | 816    |
| 15   | 3     | 4    | 6    | 288  | Alex SOARES          | BRA     | 02 Feb 95     | 50.16  | PB 807 |
| 16   | 2     | 3    | 6    | 1295 | Evgeniy LIKHANOV     | RUS     | 10 Jan 95     | 50.18  | PB 806 |
| 17   | 4     | 4    | 5    | 1355 | Jan DEUBER           | SUI     | 14 Feb 95     | 50.21  | PB 805 |
| 17   | 5     | 4    | 8    | 1099 | Loek VAN ZEVENBERGEN | NED     | 05 Aug 96     | 50.21  | PB 805 |
| 19   | 5     | 5    | 3    | 427  | Santiago A. FORD     | CUB     | 25 Aug 97     | 50.27  | 802    |
| 20   | 6     | 5    | 4    | 260  | Yuriy YERYOMICH      | BLR     | 24 Apr 95     | 50.35  | 799    |
| 21   | 6     | 4    | 7    | 587  | Elmo SAVOLA          | FIN     | 10 Mar 95     | 50.37  | 798    |
| 22   | 7     | 4    | 3    | 1388 | Andreas GUSTAFSSON   | SWE     | 08 Apr 97     | 50.44  | PB 794 |
| 23   | 3     | 3    | 8    | 547  | Taavi TŠERNJAVSKI    | EST     | 04 Mar 95     | 50.48  | SB 793 |
| 24   | 4     | 3    | 5    | 1394 | Fredrik SAMUELSSON   | SWE     | 16 Feb 95     | 50.74  | SB 781 |
| 25   | 1     | 1    | 4    | 159  | David THOMSON        | AUS     | 08 Oct 95     | 51.00  | PB 769 |
| 26   | 7     | 5    | 7    | 529  | Carlos SÁNCHEZ       | ESP     | 21 Mar 96     | 51.21  | 760    |
| 27   | 2     | 1    | 2    | 1353 | Luca BERNASCHINA     | SUI     | 30 Jun 95     | 51.29  | PB 756 |
| 28   | 3     | 1    | 3    | 287  | Jefferson SANTOS     | BRA     | 30 Aug 95     | 51.37  | PB 753 |
| 29   | 5     | 3    | 2    | 244  | Benjamin HOUGARDY    | BEL     | 08 Dec 95     | 51.39  | 752    |
| 30   | 6     | 3    | 7    | 1068 | Felipe RUIZ          | MEX     | 20 Feb 95     | 51.56  | 744    |
| 31   | 4     | 1    | 6    | 602  | Mathias AKO          | FRA     | 28 Jul 95     | 51.72  | PB 737 |
| 32   | 5     | 1    | 5    | 1090 | Sybren BLOK          | NED     | 25 Jun 96     | 51.91  | PB 729 |
| 33   | 7     | 3    | 4    | 840  | Simone FASSINA       | ITA     | 19 Oct 96     | 52.81  | 690    |

## RESULTS



## 400 Metres Men - Decathlon Junior

| RECORDS                | RESULT      | NAME                   | COUNTRY      | AGE           | VENUE     | DATE                 |           |
|------------------------|-------------|------------------------|--------------|---------------|-----------|----------------------|-----------|
| World Dec. Junior Best | <b>WDJB</b> | 46.79                  | Andrés SILVA | URU           | 18        | Grosseto 14 Jul 2004 |           |
| Champ. Decathlon Best  | <b>CDB</b>  | 46.79                  | Andrés SILVA | URU           | 18        | Grosseto 14 Jul 2004 |           |
| Area Junior Record     | <b>AJR</b>  | National Junior Record | <b>NJR</b>   | Personal Best | <b>PB</b> | Season Best          | <b>SB</b> |

## Heat 1

5

22 July 2014 19:46 START TIME

26° C TEMPERATURE 42 % HUMIDITY

| PLACE | BIB  | NAME             | COUNTRY | DATE of BIRTH | LANE | RESULT | REACTION  | Fn    | POINTS | TOTAL |
|-------|------|------------------|---------|---------------|------|--------|-----------|-------|--------|-------|
| 1     | 159  | David THOMSON    | AUS     | 08 Oct 95     | 4    | 51.00  | <b>PB</b> | 0.141 | 769    | 3849  |
| 2     | 1353 | Luca BERNASCHINA | SUI     | 30 Jun 95     | 2    | 51.29  | <b>PB</b> | 0.189 | 756    | 3908  |
| 3     | 287  | Jefferson SANTOS | BRA     | 30 Aug 95     | 3    | 51.37  | <b>PB</b> | 0.155 | 753    | 3978  |
| 4     | 602  | Mathias AKO      | FRA     | 28 Jul 95     | 6    | 51.72  | <b>PB</b> | 0.202 | 737    | 3870  |
| 5     | 1090 | Sybrein BLOK     | NED     | 25 Jun 96     | 5    | 51.91  | <b>PB</b> | 0.161 | 729    | 3718  |

## Heat 2

5

22 July 2014 19:51 START TIME

26° C TEMPERATURE 42 % HUMIDITY

| PLACE | BIB  | NAME              | COUNTRY | DATE of BIRTH | LANE | RESULT | REACTION  | Fn    | POINTS | TOTAL |
|-------|------|-------------------|---------|---------------|------|--------|-----------|-------|--------|-------|
| 1     | 1132 | Karsten WARHOLM   | NOR     | 28 Feb 96     | 4    | 47.21  |           | 0.159 | 948    | 4238  |
| 2     | 690  | Fabian CHRIST     | GER     | 18 Sep 95     | 3    | 47.67  | <b>PB</b> | 0.179 | 925    | 4036  |
| 3     | 659  | David HALL        | GBR     | 25 Apr 95     | 6    | 47.85  | <b>PB</b> | 0.166 | 916    | 4016  |
| 4     | 1576 | Harrison WILLIAMS | USA     | 07 Mar 96     | 8    | 48.21  |           | 0.265 | 899    | 4032  |
| 5     | 455  | Jirí SÝKORA       | CZE     | 20 Jan 95     | 7    | 49.00  |           | 0.184 | 861    | 4206  |
| 6     | 1550 | Gabriel MOORE     | USA     | 10 Jan 96     | 5    | 49.01  |           | 0.197 | 861    | 4010  |
| 7     | 376  | Qunhao WANG       | CHN     | 03 Feb 95     | 2    | 49.63  |           | 0.220 | 832    | 3796  |

## Heat 3

5

22 July 2014 19:58 START TIME

26° C TEMPERATURE 42 % HUMIDITY

| PLACE | BIB  | NAME               | COUNTRY | DATE of BIRTH | LANE | RESULT | REACTION  | Fn    | POINTS | TOTAL |
|-------|------|--------------------|---------|---------------|------|--------|-----------|-------|--------|-------|
| 1     | 147  | Cedric DUBLER      | AUS     | 13 Jan 95     | 3    | 48.75  | <b>PB</b> | 0.131 | 873    | 4329  |
| 2     | 1295 | Evgeniy LIKHANOV   | RUS     | 10 Jan 95     | 6    | 50.18  | <b>PB</b> | 0.210 | 806    | 4281  |
| 3     | 547  | Taavi TŠERNJAVSKI  | EST     | 04 Mar 95     | 8    | 50.48  | <b>SB</b> | 0.214 | 793    | 3886  |
| 4     | 1394 | Fredrik SAMUELSSON | SWE     | 16 Feb 95     | 5    | 50.74  | <b>SB</b> | 0.140 | 781    | 3934  |
| 5     | 244  | Benjamin HOUGARDY  | BEL     | 08 Dec 95     | 2    | 51.39  |           | 0.185 | 752    | 3696  |
| 6     | 1068 | Felipe RUIZ        | MEX     | 20 Feb 95     | 7    | 51.56  |           | 0.212 | 744    | 3259  |
| 7     | 840  | Simone FASSINA     | ITA     | 19 Oct 96     | 4    | 52.81  |           | 0.196 | 690    | 3510  |

## Heat 4

5

22 July 2014 20:05 START TIME

26° C TEMPERATURE 42 % HUMIDITY

| PLACE | BIB  | NAME                 | COUNTRY | DATE of BIRTH | LANE | RESULT | REACTION  | Fn    | POINTS | TOTAL |
|-------|------|----------------------|---------|---------------|------|--------|-----------|-------|--------|-------|
| 1     | 530  | Pablo TRESCOLÍ       | ESP     | 04 Mar 95     | 4    | 49.43  | <b>PB</b> | 0.236 | 841    | 3707  |
| 2     | 449  | Jan DOLEŽAL          | CZE     | 06 Jun 96     | 2    | 49.94  | <b>PB</b> | 0.176 | 817    | 3845  |
| 3     | 288  | Alex SOARES          | BRA     | 02 Feb 95     | 6    | 50.16  | <b>PB</b> | 0.194 | 807    | 3903  |
| 4     | 1355 | Jan DEUBER           | SUI     | 14 Feb 95     | 5    | 50.21  | <b>PB</b> | 0.193 | 805    | 3931  |
| 5     | 1099 | Loek VAN ZEVENBERGEN | NED     | 05 Aug 96     | 8    | 50.21  | <b>PB</b> | 0.172 | 805    | 3920  |
| 6     | 587  | Elmo SAVOLA          | FIN     | 10 Mar 95     | 7    | 50.37  |           | 0.168 | 798    | 3909  |
| 7     | 1388 | Andreas GUSTAFSSON   | SWE     | 08 Apr 97     | 3    | 50.44  | <b>PB</b> | 0.179 | 794    | 3769  |



**RESULTS**  
**400 Metres Men - Decathlon Junior**

**Heat 5**

**5**

22 July 2014 20:10 START TIME

26° C TEMPERATURE 42 % HUMIDITY

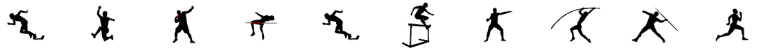
| PLACE | BIB  | NAME                | COUNTRY | DATE of BIRTH | LANE | RESULT       |    | REACTION | Fn | POINTS     | TOTAL |
|-------|------|---------------------|---------|---------------|------|--------------|----|----------|----|------------|-------|
| 1     | 1290 | Roman KONDRATYEV    | RUS     | 15 May 95     | 2    | <b>49.25</b> | PB | 0.180    |    | <b>849</b> | 4236  |
| 2     | 1265 | Fredriech PRETORIUS | RSA     | 04 Aug 95     | 8    | <b>49.41</b> | PB | 0.175    |    | <b>842</b> | 4081  |
| 3     | 710  | Tim NOWAK           | GER     | 13 Aug 95     | 5    | <b>49.60</b> | SB | 0.178    |    | <b>833</b> | 4114  |
| 4     | 1349 | Aleksandar GRNOVIC  | SRB     | 09 Jan 96     | 6    | <b>49.97</b> |    | 0.174    |    | <b>816</b> | 3666  |
| 5     | 427  | Santiago A. FORD    | CUB     | 25 Aug 97     | 3    | <b>50.27</b> |    | 0.160    |    | <b>802</b> | 3884  |
| 6     | 260  | Yuriy YERYOMICH     | BLR     | 24 Apr 95     | 4    | <b>50.35</b> |    | 0.186    |    | <b>799</b> | 4134  |
| 7     | 529  | Carlos SÁNCHEZ      | ESP     | 21 Mar 96     | 7    | <b>51.21</b> |    | 0.156    |    | <b>760</b> | 3589  |



# DECATHLON JUNIOR SUMMARY AFTER 5 EVENTS

| RECORDS                         | RESULT      | NAME             | COUNTRY | AGE | VENUE              | DATE        |
|---------------------------------|-------------|------------------|---------|-----|--------------------|-------------|
| World Junior Record <b>WJR</b>  | <b>8397</b> | Torsten VOSS     | GDR     | 19  | Erfurt             | 7 Jul 1982  |
| Championships Record <b>CR</b>  | <b>8059</b> | Arkadiy VASILYEV | RUS     | 19  | Beijing (CSC)      | 17 Aug 2006 |
| World Junior Leading <b>WJL</b> | <b>8047</b> | Jirí SÝKORA      | CZE     | 19  | Praha (ASK Slavia) | 25 May 2014 |

22-23 July 2014




| PLACE | BIB  | NAME                 | COUNTRY | POINTS      | POINTS BEHIND LEADER | 100 Metres               | Long Jump                                   | Shot Put (6kg)                        | High Jump                            | 400 Metres                            | 110m Hurdles | Discus Throw | Pole Vault | Javelin Throw | 1500 Metres |
|-------|------|----------------------|---------|-------------|----------------------|--------------------------|---|---------------------------------------|--------------------------------------|---------------------------------------|--------------|--------------|------------|---------------|-------------|
| 1     | 147  | Cedric DUBLER        | AUS     | <b>4329</b> |                      | 10.80 (+0.6)<br>906 (3)  | 7.74 (+1.2)<br>995 (2)<br><b>1901 (2)</b>   | 13.02<br>668 (24)<br><b>2569 (4)</b>  | 2.09<br>887 (2)<br><b>3456 (2)</b>   | 48.75<br>873 (5)<br><b>4329 (1)</b>   |              |              |            |               |             |
| 2     | 1295 | Evgeniy LIKHANOV     | RUS     | <b>4281</b> | -48                  | 11.01 (+1.4)<br>858 (14) | 7.72 (+2.0)<br>990 (3)<br><b>1848 (4)</b>   | 14.19<br>740 (9)<br><b>2588 (2)</b>   | 2.09<br>887 (1)<br><b>3475 (1)</b>   | 50.18<br>806 (16)<br><b>4281 (2)</b>  |              |              |            |               |             |
| 3     | 1132 | Karsten WARHOLM      | NOR     | <b>4238</b> | -91                  | 10.55 (+0.5)<br>963 (1)  | 7.53 (+2.6)<br>942 (4)<br><b>1905 (1)</b>   | 11.60<br>582 (33)<br><b>2487 (7)</b>  | 2.00<br>803 (7)<br><b>3290 (6)</b>   | 47.21<br>948 (1)<br><b>4238 (3)</b>   |              |              |            |               |             |
| 4     | 1290 | Roman KONDRATYEV     | RUS     | <b>4236</b> | -93                  | 10.88 (+0.5)<br>888 (5)  | 7.29 (+2.4)<br>883 (8)<br><b>1771 (7)</b>   | 14.93<br>785 (3)<br><b>2556 (5)</b>   | 2.03<br>831 (4)<br><b>3387 (3)</b>   | 49.25<br>849 (8)<br><b>4236 (4)</b>   |              |              |            |               |             |
| 5     | 455  | Jirí SÝKORA          | CZE     | <b>4206</b> | -123                 | 10.92 (+0.5)<br>878 (7)  | 7.35 (+2.0)<br>898 (6)<br><b>1776 (5)</b>   | 15.50<br>820 (1)<br><b>2596 (1)</b>   | 1.94<br>749 (16)<br><b>3345 (4)</b>  | 49.00<br>861 (6)<br><b>4206 (5)</b>   |              |              |            |               |             |
| 6     | 260  | Yuriy YERYOMICH      | BLR     | <b>4134</b> | -195                 | 10.92 (+0.5)<br>878 (7)  | 7.80 (+2.1)<br>1010 (1)<br><b>1888 (3)</b>  | 13.50<br>698 (19)<br><b>2586 (3)</b>  | 1.94<br>749 (15)<br><b>3335 (5)</b>  | 50.35<br>799 (20)<br><b>4134 (6)</b>  |              |              |            |               |             |
| 7     | 710  | Tim NOWAK            | GER     | <b>4114</b> | -215                 | 11.09 (+1.4)<br>841 (19) | 7.16 (+1.4)<br>852 (14)<br><b>1693 (14)</b> | 14.47<br>757 (8)<br><b>2450 (11)</b>  | 2.03<br>831 (6)<br><b>3281 (7)</b>   | 49.60<br>833 (11)<br><b>4114 (7)</b>  |              |              |            |               |             |
| 8     | 1265 | Fredriech PRETORIUS  | RSA     | <b>4081</b> | -248                 | 11.05 (+1.0)<br>850 (17) | 7.31 (+0.4)<br>888 (10)<br><b>1738 (10)</b> | 13.94<br>725 (14)<br><b>2463 (10)</b> | 1.97<br>776 (14)<br><b>3239 (8)</b>  | 49.41<br>842 (9)<br><b>4081 (8)</b>   |              |              |            |               |             |
| 9     | 690  | Fabian CHRIST        | GER     | <b>4036</b> | -293                 | 10.99 (+0.5)<br>863 (12) | 7.18 (+0.6)<br>857 (11)<br><b>1720 (12)</b> | 12.58<br>642 (29)<br><b>2362 (21)</b> | 1.94<br>749 (16)<br><b>3111 (17)</b> | 47.67<br>925 (2)<br><b>4036 (9)</b>   |              |              |            |               |             |
| 10    | 1576 | Harrison WILLIAMS    | USA     | <b>4032</b> | -297                 | 10.75 (+2.0)<br>917 (2)  | 6.80 (+0.7)<br>767 (25)<br><b>1684 (16)</b> | 13.53<br>700 (18)<br><b>2384 (16)</b> | 1.94<br>749 (16)<br><b>3133 (13)</b> | 48.21<br>899 (4)<br><b>4032 (10)</b>  |              |              |            |               |             |
| 11    | 659  | David HALL           | GBR     | <b>4016</b> | -313                 | 10.89 (+1.0)<br>885 (6)  | 6.66 (+2.2)<br>734 (29)<br><b>1619 (23)</b> | 13.62<br>705 (16)<br><b>2324 (23)</b> | 1.97<br>776 (11)<br><b>3100 (19)</b> | 47.85<br>916 (3)<br><b>4016 (11)</b>  |              |              |            |               |             |
| 12    | 1550 | Gabriel MOORE        | USA     | <b>4010</b> | -319                 | 10.98 (+2.0)<br>865 (11) | 7.01 (+1.8)<br>816 (24)<br><b>1681 (17)</b> | 13.41<br>692 (20)<br><b>2373 (17)</b> | 1.97<br>776 (12)<br><b>3149 (12)</b> | 49.01<br>861 (7)<br><b>4010 (12)</b>  |              |              |            |               |             |
| 13    | 287  | Jefferson SANTOS     | BRA     | <b>3978</b> | -351                 | 11.12 (+1.4)<br>834 (21) | 7.18 (+1.3)<br>857 (13)<br><b>1691 (15)</b> | 14.05<br>731 (12)<br><b>2422 (13)</b> | 2.00<br>803 (8)<br><b>3225 (9)</b>   | 51.37<br>753 (28)<br><b>3978 (13)</b> |              |              |            |               |             |
| 14    | 1394 | Fredrik SAMUELSSON   | SWE     | <b>3934</b> | -395                 | 11.20 (+1.0)<br>817 (24) | 7.03 (+1.7)<br>821 (16)<br><b>1638 (21)</b> | 14.62<br>766 (6)<br><b>2404 (14)</b>  | 1.94<br>749 (16)<br><b>3153 (10)</b> | 50.74<br>781 (24)<br><b>3934 (14)</b> |              |              |            |               |             |
| 15    | 1355 | Jan DEUBER           | SUI     | <b>3931</b> | -398                 | 10.95 (+0.6)<br>872 (9)  | 7.27 (+0.5)<br>878 (19)<br><b>1750 (8)</b>  | 12.76<br>653 (26)<br><b>2403 (15)</b> | 1.91<br>723 (23)<br><b>3126 (15)</b> | 50.21<br>805 (17)<br><b>3931 (15)</b> |              |              |            |               |             |
| 16    | 1099 | Loek VAN ZEVENBERGEN | NED     | <b>3920</b> | -409                 | 10.87 (+1.0)<br>890 (4)  | 7.29 (+1.4)<br>883 (7)<br><b>1773 (6)</b>   | 11.78<br>593 (32)<br><b>2366 (20)</b> | 1.94<br>749 (21)<br><b>3115 (16)</b> | 50.21<br>805 (17)<br><b>3920 (16)</b> |              |              |            |               |             |



**DECATHLON JUNIOR SUMMARY AFTER 5 EVENTS**

22-23 July 2014



| PLACE | BIB  | NAME               | COUNTRY | POINTS | POINTS BEHIND LEADER | 100 Metres               | Long Jump                                   | Shot Put (6kg)                        | High Jump                            | 400 Metres                            | 110m Hurdles | Discus Throw | Pole Vault | Javelin Throw | 1500 Metres |
|-------|------|--------------------|---------|--------|----------------------|--------------------------|---|---------------------------------------|--------------------------------------|---------------------------------------|--------------|--------------|------------|---------------|-------------|
| 17    | 587  | Elmo SAVOLA        | FIN     | 3909   | -420                 | 11.08 (+1.4)<br>843 (18) | 6.99 (+1.1)<br>811 (17)<br><b>1654 (20)</b> | 13.22<br>681 (21)<br><b>2335 (22)</b> | 1.97<br>776 (13)<br><b>3111 (18)</b> | 50.37<br>798 (21)<br><b>3909 (17)</b> |              |              |            |               |             |
| 18    | 1353 | Luca BERNASCHINA   | SUI     | 3908   | -421                 | 11.09 (+0.6)<br>841 (19) | 7.39 (+2.5)<br>908 (5)<br><b>1749 (9)</b>   | 14.50<br>759 (7)<br><b>2508 (6)</b>   | 1.82<br>644 (27)<br><b>3152 (11)</b> | 51.29<br>756 (27)<br><b>3908 (18)</b> |              |              |            |               |             |
| 19    | 288  | Alex SOARES        | BRA     | 3903   | -426                 | 11.20 (+0.6)<br>817 (24) | 7.18 (0.0)<br>857 (12)<br><b>1674 (18)</b>  | 15.21<br>803 (2)<br><b>2477 (8)</b>   | 1.79<br>619 (28)<br><b>3096 (20)</b> | 50.16<br>807 (15)<br><b>3903 (19)</b> |              |              |            |               |             |
| 20    | 547  | Taavi TŠERNJAVSKI  | EST     | 3886   | -443                 | 11.19 (+1.4)<br>819 (23) | 6.85 (-0.1)<br>778 (22)<br><b>1597 (24)</b> | 14.73<br>773 (5)<br><b>2370 (18)</b>  | 1.91<br>723 (24)<br><b>3093 (21)</b> | 50.48<br>793 (23)<br><b>3886 (20)</b> |              |              |            |               |             |
| 21    | 427  | Santiago A. FORD   | CUB     | 3884   | -445                 | 11.26 (+0.6)<br>804 (28) | 6.71 (-1.0)<br>746 (28)<br><b>1550 (27)</b> | 13.55<br>701 (17)<br><b>2251 (26)</b> | 2.03<br>831 (3)<br><b>3082 (22)</b>  | 50.27<br>802 (19)<br><b>3884 (21)</b> |              |              |            |               |             |
| 22    | 602  | Mathias AKO        | FRA     | 3870   | -459                 | 11.01 (+2.0)<br>858 (14) | 7.27 (+1.8)<br>878 (9)<br><b>1736 (11)</b>  | 13.98<br>727 (13)<br><b>2463 (9)</b>  | 1.85<br>670 (25)<br><b>3133 (14)</b> | 51.72<br>737 (31)<br><b>3870 (22)</b> |              |              |            |               |             |
| 23    | 159  | David THOMSON      | AUS     | 3849   | -480                 | 11.37 (+2.0)<br>780 (30) | 6.96 (+3.3)<br>804 (20)<br><b>1584 (25)</b> | 13.86<br>720 (15)<br><b>2304 (24)</b> | 1.97<br>776 (9)<br><b>3080 (23)</b>  | 51.00<br>769 (25)<br><b>3849 (23)</b> |              |              |            |               |             |
| 24    | 449  | Jan DOLEŽAL        | CZE     | 3845   | -484                 | 11.03 (+1.0)<br>854 (16) | 6.97 (+0.3)<br>807 (18)<br><b>1661 (19)</b> | 14.74<br>774 (4)<br><b>2435 (12)</b>  | 1.76<br>593 (31)<br><b>3028 (24)</b> | 49.94<br>817 (13)<br><b>3845 (24)</b> |              |              |            |               |             |
| 25    | 376  | Qunhao WANG        | CHN     | 3796   | -533                 | 11.45 (+0.6)<br>763 (32) | 6.87 (0.0)<br>783 (21)<br><b>1546 (29)</b>  | 12.59<br>642 (28)<br><b>2188 (30)</b> | 1.97<br>776 (9)<br><b>2964 (27)</b>  | 49.63<br>832 (12)<br><b>3796 (25)</b> |              |              |            |               |             |
| 26    | 1388 | Andreas GUSTAFSSON | SWE     | 3769   | -560                 | 11.21 (+0.5)<br>814 (26) | 6.74 (+2.7)<br>753 (27)<br><b>1567 (26)</b> | 12.86<br>659 (25)<br><b>2226 (27)</b> | 1.94<br>749 (22)<br><b>2975 (26)</b> | 50.44<br>794 (22)<br><b>3769 (26)</b> |              |              |            |               |             |
| 27    | 1090 | Sybren BLOK        | NED     | 3718   | -611                 | 10.99 (+0.5)<br>863 (12) | 6.80 (+1.1)<br>767 (26)<br><b>1630 (22)</b> | 14.19<br>740 (10)<br><b>2370 (19)</b> | 1.79<br>619 (30)<br><b>2989 (25)</b> | 51.91<br>729 (32)<br><b>3718 (27)</b> |              |              |            |               |             |
| 28    | 530  | Pablo TRESCOLÍ     | ESP     | 3707   | -622                 | 11.21 (+0.6)<br>814 (26) | 6.55 (+2.2)<br>709 (32)<br><b>1523 (31)</b> | 13.10<br>673 (23)<br><b>2196 (29)</b> | 1.85<br>670 (26)<br><b>2866 (29)</b> | 49.43<br>841 (10)<br><b>3707 (28)</b> |              |              |            |               |             |
| 29    | 244  | Benjamin HOUARDY   | BEL     | 3696   | -633                 | 11.65 (+2.0)<br>721 (33) | 6.84 (+1.8)<br>776 (23)<br><b>1497 (32)</b> | 12.16<br>616 (31)<br><b>2113 (31)</b> | 2.03<br>831 (4)<br><b>2944 (28)</b>  | 51.39<br>752 (29)<br><b>3696 (29)</b> |              |              |            |               |             |
| 30    | 1349 | Aleksandar GRNOVIC | SRB     | 3666   | -663                 | 11.28 (+1.0)<br>799 (29) | 6.72 (+0.4)<br>748 (30)<br><b>1547 (28)</b> | 14.09<br>734 (11)<br><b>2281 (25)</b> | 1.73<br>569 (33)<br><b>2850 (30)</b> | 49.97<br>816 (14)<br><b>3666 (30)</b> |              |              |            |               |             |
| 31    | 529  | Carlos SÁNCHEZ     | ESP     | 3589   | -740                 | 11.16 (+1.0)<br>825 (22) | 6.55 (+1.6)<br>709 (31)<br><b>1534 (30)</b> | 13.15<br>676 (22)<br><b>2210 (28)</b> | 1.79<br>619 (28)<br><b>2829 (31)</b> | 51.21<br>760 (26)<br><b>3589 (31)</b> |              |              |            |               |             |
| 32    | 840  | Simone FASSINA     | ITA     | 3510   | -819                 | 11.39 (+1.4)<br>776 (31) | 6.35 (-1.4)<br>664 (33)<br><b>1440 (33)</b> | 12.40<br>631 (30)<br><b>2071 (32)</b> | 1.94<br>749 (20)<br><b>2820 (32)</b> | 52.81<br>690 (33)<br><b>3510 (32)</b> |              |              |            |               |             |
| 33    | 1068 | Felipe RUIZ        | MEX     | 3259   | -1070                | 11.74 (+2.0)<br>703 (34) | 6.04 (+2.1)<br>595 (34)<br><b>1298 (34)</b> | 12.68<br>648 (27)<br><b>1946 (33)</b> | 1.73<br>569 (32)<br><b>2515 (33)</b> | 51.56<br>744 (30)<br><b>3259 (33)</b> |              |              |            |               |             |
|       | 245  | Vincent STAS       | BEL     | DNF    |                      | 10.95 (+1.4)<br>872 (9)  | 7.13 (+1.3)<br>845 (15)<br><b>1717 (13)</b> | DNS                                   |                                      |                                       |              |              |            |               |             |











Official IAAF Partners





**DECATHLON JUNIOR SUMMARY AFTER 5 EVENTS**

22-23 July 2014

-  100 Metres
-  Long Jump
-  Shot Put (6kg)
-  High Jump
-  400 Metres
-  110m Hurdles
-  Discus Throw
-  Pole Vault
-  Javelin Throw
-  1500 Metres

| PLACE | BIB | NAME | COUNTRY | POINTS | POINTS BEHIND LEADER |
|-------|-----|------|---------|--------|----------------------|
|-------|-----|------|---------|--------|----------------------|

Official IAAF Partners





# SUMMARY



## 110m Hurdles (99.0cm) Men - Decathlon Junior

| RECORDS                | RESULT      | NAME                   | COUNTRY               | AGE           | VENUE     | DATE  |           |
|------------------------|-------------|------------------------|-----------------------|---------------|-----------|---|-----------|
| World Dec. Junior Best | <b>WDJB</b> | 13.90                  | Abdel Kader LARRINAGA | CUB           | 19        | Medellín 24 Aug 2013                        |           |
| Champ. Decathlon Best  | <b>CDB</b>  | 13.94                  | Yordani GARCÍA        | CUB           | 18        | Beijing (Chaoyang Sport Center) 17 Aug 2006 |           |
| Area Junior Record     | <b>AJR</b>  | National Junior Record | <b>NJR</b>            | Personal Best | <b>PB</b> | Season Best                                 | <b>SB</b> |

23 July 2014

| RANK | PLACE | HEAT | LANE | BIB  | NAME                 | COUNTRY        | DATE of BIRTH | RESULT       | WIND           |            |  |
|------|-------|------|------|------|----------------------|----------------|---------------|--------------|----------------|------------|--|
| 1    | 1     | 5    | 4    | 1290 | Roman KONDRATYEV     | RUS            | 15 May 95     | <b>14.04</b> | -0.5           | <b>969</b> |  |
| 2    | 2     | 5    | 6    | 147  | Cedric DUBLER        | AUS            | 13 Jan 95     | <b>14.08</b> | <b>PB</b> -0.5 | <b>964</b> |  |
| 3    | 1     | 3    | 5    | 710  | Tim NOWAK            | GER            | 13 Aug 95     | <b>14.14</b> | <b>SB</b> -0.6 | <b>957</b> |  |
| 3    | 3     | 5    | 8    | 1132 | Karsten WARHOLM      | NOR            | 28 Feb 96     | <b>14.14</b> | -0.5           | <b>957</b> |  |
| 5    | 4     | 5    | 7    | 1265 | Fredriech PRETORIUS  | RSA            | 04 Aug 95     | <b>14.20</b> | -0.5           | <b>949</b> |  |
| 6    | 1     | 2    | 8    | 455  | Jirí SÝKORA          | CZE            | 20 Jan 95     | <b>14.23</b> | <b>PB</b> -0.1 | <b>945</b> |  |
| 7    | 1     | 1    | 5    | 449  | Jan DOLEŽAL          | CZE            | 06 Jun 96     | <b>14.25</b> | <b>PB</b> -0.9 | <b>942</b> |  |
| 8    | 2     | 3    | 6    | 260  | Yuriy YERYOMICH      | BLR            | 24 Apr 95     | <b>14.36</b> | -0.6           | <b>929</b> |  |
| 9    | 2     | 1    | 4    | 1576 | Harrison WILLIAMS    | USA            | 07 Mar 96     | <b>14.37</b> | <b>PB</b> -0.9 | <b>927</b> |  |
| 10   | 5     | 5    | 3    | 690  | Fabian CHRIST        | GER            | 18 Sep 95     | <b>14.39</b> | -0.5           | <b>925</b> |  |
| 11   | 2     | 2    | 4    | 602  | Mathias AKO          | FRA            | 28 Jul 95     | <b>14.47</b> | <b>PB</b> -0.1 | <b>915</b> |  |
| 12   | 3     | 3    | 2    | 376  | Qunhao WANG          | CHN            | 03 Feb 95     | <b>14.52</b> | -0.6           | <b>908</b> |  |
| 13   | 3     | 2    | 7    | 587  | Elmo SAVOLA          | FIN            | 10 Mar 95     | <b>14.53</b> | <b>PB</b> -0.1 | <b>907</b> |  |
| 14   | 6     | 5    | 2    | 1355 | Jan DEUBER           | SUI            | 14 Feb 95     | <b>14.60</b> | -0.5           | <b>899</b> |  |
| 15   | 4     | 2    | 2    | 1353 | Luca BERNASCHINA     | SUI            | 30 Jun 95     | <b>14.66</b> | -0.1           | <b>891</b> |  |
| 16   | 4     | 3    | 3    | 1388 | Andreas GUSTAFSSON   | SWE            | 08 Apr 97     | <b>14.73</b> | -0.6           | <b>882</b> |  |
| 17   | 5     | 2    | 3    | 287  | Jefferson SANTOS     | BRA            | 30 Aug 95     | <b>14.75</b> | -0.1           | <b>880</b> |  |
| 17   | 5     | 3    | 4    | 427  | Santiago A. FORD     | CUB            | 25 Aug 97     | <b>14.75</b> | -0.6           | <b>880</b> |  |
| 19   | 1     | 4    | 3    | 1550 | Gabriel MOORE        | USA            | 10 Jan 96     | <b>14.82</b> | <b>PB</b> -0.6 | <b>871</b> |  |
| 20   | 6     | 3    | 8    | 529  | Carlos SÁNCHEZ       | ESP            | 21 Mar 96     | <b>14.84</b> | -0.6           | <b>869</b> |  |
| 21   | 6     | 2    | 5    | 288  | Alex SOARES          | BRA            | 02 Feb 95     | <b>14.86</b> | <b>PB</b> -0.1 | <b>867</b> |  |
| 22   | 7     | 2    | 6    | 1295 | Evgeniy LIKHANOV     | RUS            | 10 Jan 95     | <b>14.87</b> | -0.1           | <b>865</b> |  |
| 23   | 2     | 4    | 2    | 1394 | Fredrik SAMUELSSON   | SWE            | 16 Feb 95     | <b>14.90</b> | <b>SB</b> -0.6 | <b>862</b> |  |
| 24   | 3     | 1    | 8    | 659  | David HALL           | GBR            | 25 Apr 95     | <b>14.98</b> | <b>PB</b> -0.9 | <b>852</b> |  |
| 25   | 7     | 3    | 7    | 530  | Pablo TRESCOLÍ       | ESP            | 04 Mar 95     | <b>15.02</b> | -0.6           | <b>847</b> |  |
| 26   | 4     | 1    | 6    | 1349 | Aleksandar GRNOVIC   | SRB            | 09 Jan 96     | <b>15.14</b> | <b>PB</b> -0.9 | <b>833</b> |  |
| 27   | 3     | 4    | 4    | 547  | Taavi TŠERNJAVSKI    | EST            | 04 Mar 95     | <b>15.23</b> | <b>SB</b> -0.6 | <b>822</b> |  |
| 28   | 7     | 5    | 5    | 1090 | Sybren BLOK          | NED            | 25 Jun 96     | <b>15.29</b> | -0.5           | <b>815</b> |  |
| 29   | 5     | 1    | 3    | 1099 | Loek VAN ZEVENBERGEN | NED            | 05 Aug 96     | <b>15.31</b> | -0.9           | <b>812</b> |  |
| 30   | 4     | 4    | 6    | 244  | Benjamin HOUGARDY    | BEL            | 08 Dec 95     | <b>15.67</b> | -0.6           | <b>770</b> |  |
| 31   | 5     | 4    | 5    | 159  | David THOMSON        | AUS            | 08 Oct 95     | <b>15.84</b> | <b>PB</b> -0.6 | <b>751</b> |  |
| 32   | 6     | 1    | 7    | 1068 | Felipe RUIZ          | MEX            | 20 Feb 95     | <b>15.86</b> | -0.9           | <b>749</b> |  |
|      |       |      | 1    | 2    | 840                  | Simone FASSINA | ITA           | 19 Oct 96    | <b>DNS</b>     | -0.9       |  |

**NOTE** BIB 1265 - Yellow Card - 162.5(b) Delaying the start

# RESULTS



## 110m Hurdles (99.0cm) Men - Decathlon Junior

| RECORDS                | RESULT      | NAME                   | COUNTRY               | AGE           | VENUE     | DATE  |           |
|------------------------|-------------|------------------------|-----------------------|---------------|-----------|---|-----------|
| World Dec. Junior Best | <b>WDJB</b> | 13.90                  | Abdel Kader LARRINAGA | CUB           | 19        | Medellín 24 Aug 2013                        |           |
| Champ. Decathlon Best  | <b>CDB</b>  | 13.94                  | Yordani GARCÍA        | CUB           | 18        | Beijing (Chaoyang Sport Center) 17 Aug 2006 |           |
| Area Junior Record     | <b>AJR</b>  | National Junior Record | <b>NJR</b>            | Personal Best | <b>PB</b> | Season Best                                 | <b>SB</b> |

**Heat 1** 5 23 July 2014 09:59 START TIME 14° C TEMPERATURE 88 % HUMIDITY -0.9 m/s WIND

| PLACE | BIB  | NAME                 | COUNTRY | DATE of BIRTH | LANE | RESULT | REACTION | Fn | POINTS | TOTAL |
|-------|------|----------------------|---------|---------------|------|--------|----------|----|--------|-------|
| 1     | 449  | Jan DOLEŽAL          | CZE     | 06 Jun 96     | 5    | 14.25  | 0.172    |    | 942    | 4787  |
| 2     | 1576 | Harrison WILLIAMS    | USA     | 07 Mar 96     | 4    | 14.37  | 0.189    |    | 927    | 4959  |
| 3     | 659  | David HALL           | GBR     | 25 Apr 95     | 8    | 14.98  | 0.106    |    | 852    | 4868  |
| 4     | 1349 | Aleksandar GRNOVIC   | SRB     | 09 Jan 96     | 6    | 15.14  | 0.184    |    | 833    | 4499  |
| 5     | 1099 | Loek VAN ZEVENBERGEN | NED     | 05 Aug 96     | 3    | 15.31  | 0.186    |    | 812    | 4732  |
| 6     | 1068 | Felipe RUIZ          | MEX     | 20 Feb 95     | 7    | 15.86  | 0.200    |    | 749    | 4008  |
|       | 840  | Simone FASSINA       | ITA     | 19 Oct 96     | 2    | DNS    |          |    |        | 0     |

**Heat 2** 5 23 July 2014 10:04 START TIME 14° C TEMPERATURE 88 % HUMIDITY -0.1 m/s WIND

| PLACE | BIB  | NAME             | COUNTRY | DATE of BIRTH | LANE | RESULT | REACTION | Fn | POINTS | TOTAL |
|-------|------|------------------|---------|---------------|------|--------|----------|----|--------|-------|
| 1     | 455  | Jirí SÝKORA      | CZE     | 20 Jan 95     | 8    | 14.23  | 0.173    |    | 945    | 5151  |
| 2     | 602  | Mathias AKO      | FRA     | 28 Jul 95     | 4    | 14.47  | 0.189    |    | 915    | 4785  |
| 3     | 587  | Elmo SAVOLA      | FIN     | 10 Mar 95     | 7    | 14.53  | 0.173    |    | 907    | 4816  |
| 4     | 1353 | Luca BERNASCHINA | SUI     | 30 Jun 95     | 2    | 14.66  | 0.185    |    | 891    | 4799  |
| 5     | 287  | Jefferson SANTOS | BRA     | 30 Aug 95     | 3    | 14.75  | 0.127    |    | 880    | 4858  |
| 6     | 288  | Alex SOARES      | BRA     | 02 Feb 95     | 5    | 14.86  | 0.118    |    | 867    | 4770  |
| 7     | 1295 | Evgeniy LIKHANOV | RUS     | 10 Jan 95     | 6    | 14.87  | 0.225    |    | 865    | 5146  |

**Heat 3** 5 23 July 2014 10:10 START TIME 14° C TEMPERATURE 88 % HUMIDITY -0.6 m/s WIND

| PLACE | BIB  | NAME               | COUNTRY | DATE of BIRTH | LANE | RESULT | REACTION | Fn | POINTS | TOTAL |
|-------|------|--------------------|---------|---------------|------|--------|----------|----|--------|-------|
| 1     | 710  | Tim NOWAK          | GER     | 13 Aug 95     | 5    | 14.14  | 0.171    |    | 957    | 5071  |
| 2     | 260  | Yuriy YERYOMICH    | BLR     | 24 Apr 95     | 6    | 14.36  | 0.153    |    | 929    | 5063  |
| 3     | 376  | Qunhao WANG        | CHN     | 03 Feb 95     | 2    | 14.52  | 0.224    |    | 908    | 4704  |
| 4     | 1388 | Andreas GUSTAFSSON | SWE     | 08 Apr 97     | 3    | 14.73  | 0.182    |    | 882    | 4651  |
| 5     | 427  | Santiago A. FORD   | CUB     | 25 Aug 97     | 4    | 14.75  | 0.148    |    | 880    | 4764  |
| 6     | 529  | Carlos SÁNCHEZ     | ESP     | 21 Mar 96     | 8    | 14.84  | 0.135    |    | 869    | 4458  |
| 7     | 530  | Pablo TRESCOLÍ     | ESP     | 04 Mar 95     | 7    | 15.02  | 0.197    |    | 847    | 4554  |

**Heat 4** 5 23 July 2014 10:15 START TIME 14° C TEMPERATURE 88 % HUMIDITY -0.6 m/s WIND

| PLACE | BIB  | NAME               | COUNTRY | DATE of BIRTH | LANE | RESULT | REACTION | Fn | POINTS | TOTAL |
|-------|------|--------------------|---------|---------------|------|--------|----------|----|--------|-------|
| 1     | 1550 | Gabriel MOORE      | USA     | 10 Jan 96     | 3    | 14.82  | 0.162    |    | 871    | 4881  |
| 2     | 1394 | Fredrik SAMUELSSON | SWE     | 16 Feb 95     | 2    | 14.90  | 0.140    |    | 862    | 4796  |
| 3     | 547  | Taavi TŠERNJAVSKI  | EST     | 04 Mar 95     | 4    | 15.23  | 0.167    |    | 822    | 4708  |
| 4     | 244  | Benjamin HOUARDY   | BEL     | 08 Dec 95     | 6    | 15.67  | 0.168    |    | 770    | 4466  |
| 5     | 159  | David THOMSON      | AUS     | 08 Oct 95     | 5    | 15.84  | 0.163    |    | 751    | 4600  |



**RESULTS**  
**110m Hurdles (99.0cm) Men - Decathlon Junior**

Heat 5

5

23 July 2014 10:20 START TIME

14° C TEMPERATURE 88 % HUMIDITY

-0.5 m/s WIND

| PLACE | BIB  | NAME                | COUNTRY | DATE of BIRTH | LANE | RESULT       | REACTION | Fn        | POINTS     | TOTAL |
|-------|------|---------------------|---------|---------------|------|--------------|----------|-----------|------------|-------|
| 1     | 1290 | Roman KONDRATYEV    | RUS     | 15 May 95     | 4    | <b>14.04</b> | 0.195    |           | <b>969</b> | 5205  |
| 2     | 147  | Cedric DUBLER       | AUS     | 13 Jan 95     | 6    | <b>14.08</b> | 0.173    | <b>PB</b> | <b>964</b> | 5293  |
| 3     | 1132 | Karsten WARHOLM     | NOR     | 28 Feb 96     | 8    | <b>14.14</b> | 0.147    |           | <b>957</b> | 5195  |
| 4     | 1265 | Fredriech PRETORIUS | RSA     | 04 Aug 95     | 7    | <b>14.20</b> | 0.196    |           | <b>949</b> | 5030  |
| 5     | 690  | Fabian CHRIST       | GER     | 18 Sep 95     | 3    | <b>14.39</b> | 0.115    |           | <b>925</b> | 4961  |
| 6     | 1355 | Jan DEUBER          | SUI     | 14 Feb 95     | 2    | <b>14.60</b> | 0.185    |           | <b>899</b> | 4830  |
| 7     | 1090 | Sybren BLOK         | NED     | 25 Jun 96     | 5    | <b>15.29</b> | 0.138    |           | <b>815</b> | 4533  |


**NOTE** BIB 1265 - Yellow Card - 162.5(b) Delaying the start



# DECATHLON JUNIOR SUMMARY AFTER 6 EVENTS

| RECORDS                         | RESULT      | NAME             | COUNTRY | AGE | VENUE              | DATE        |
|---------------------------------|-------------|------------------|---------|-----|--------------------|-------------|
| World Junior Record <b>WJR</b>  | <b>8397</b> | Torsten VOSS     | GDR     | 19  | Erfurt             | 7 Jul 1982  |
| Championships Record <b>CR</b>  | <b>8059</b> | Arkadiy VASILYEV | RUS     | 19  | Beijing (CSC)      | 17 Aug 2006 |
| World Junior Leading <b>WJL</b> | <b>8047</b> | Jirí SÝKORA      | CZE     | 19  | Praha (ASK Slavia) | 25 May 2014 |


22-23 July 2014



| PLACE | BIB  | NAME                | COUNTRY | POINTS      | POINTS BEHIND LEADER | 100 Metres               | Long Jump                                   | Shot Put (6kg)                        | High Jump                            | 400 Metres                            | 110m Hurdles                                 | Discus Throw | Pole Vault | Javelin Throw | 1500 Metres |
|-------|------|---------------------|---------|-------------|----------------------|--------------------------|---|---------------------------------------|--------------------------------------|---------------------------------------|--|--------------|------------|---------------|-------------|
| 1     | 147  | Cedric DUBLER       | AUS     | <b>5293</b> |                      | 10.80 (+0.6)<br>906 (3)  | 7.74 (+1.2)<br>995 (2)<br><b>1901 (2)</b>   | 13.02<br>668 (24)<br><b>2569 (4)</b>  | 2.09<br>887 (2)<br><b>3456 (2)</b>   | 48.75<br>873 (5)<br><b>4329 (1)</b>   | 14.08 (-0.5)<br>964 (2)<br><b>5293 (1)</b>   |              |            |               |             |
| 2     | 1290 | Roman KONDRATYEV    | RUS     | <b>5205</b> | -88                  | 10.88 (+0.5)<br>888 (5)  | 7.29 (+2.4)<br>883 (8)<br><b>1771 (7)</b>   | 14.93<br>785 (3)<br><b>2556 (5)</b>   | 2.03<br>831 (4)<br><b>3387 (3)</b>   | 49.25<br>849 (8)<br><b>4236 (4)</b>   | 14.04 (-0.5)<br>969 (1)<br><b>5205 (2)</b>   |              |            |               |             |
| 3     | 1132 | Karsten WARHOLM     | NOR     | <b>5195</b> | -98                  | 10.55 (+0.5)<br>963 (1)  | 7.53 (+2.6)<br>942 (4)<br><b>1905 (1)</b>   | 11.60<br>582 (33)<br><b>2487 (7)</b>  | 2.00<br>803 (7)<br><b>3290 (6)</b>   | 47.21<br>948 (1)<br><b>4238 (3)</b>   | 14.14 (-0.5)<br>957 (3)<br><b>5195 (3)</b>   |              |            |               |             |
| 4     | 455  | Jirí SÝKORA         | CZE     | <b>5151</b> | -142                 | 10.92 (+0.5)<br>878 (7)  | 7.35 (+2.0)<br>898 (6)<br><b>1776 (5)</b>   | 15.50<br>820 (1)<br><b>2596 (1)</b>   | 1.94<br>749 (16)<br><b>3345 (4)</b>  | 49.00<br>861 (6)<br><b>4206 (5)</b>   | 14.23 (-0.1)<br>945 (6)<br><b>5151 (4)</b>   |              |            |               |             |
| 5     | 1295 | Evgeniy LIKHANOV    | RUS     | <b>5146</b> | -147                 | 11.01 (+1.4)<br>858 (14) | 7.72 (+2.0)<br>990 (3)<br><b>1848 (4)</b>   | 14.19<br>740 (9)<br><b>2588 (2)</b>   | 2.09<br>887 (1)<br><b>3475 (1)</b>   | 50.18<br>806 (16)<br><b>4281 (2)</b>  | 14.87 (-0.1)<br>865 (22)<br><b>5146 (5)</b>  |              |            |               |             |
| 6     | 710  | Tim NOWAK           | GER     | <b>5071</b> | -222                 | 11.09 (+1.4)<br>841 (19) | 7.16 (+1.4)<br>852 (14)<br><b>1693 (14)</b> | 14.47<br>757 (8)<br><b>2450 (11)</b>  | 2.03<br>831 (6)<br><b>3281 (7)</b>   | 49.60<br>833 (11)<br><b>4114 (7)</b>  | 14.14 (-0.6)<br>957 (3)<br><b>5071 (6)</b>   |              |            |               |             |
| 7     | 260  | Yuriy YERYOMICH     | BLR     | <b>5063</b> | -230                 | 10.92 (+0.5)<br>878 (7)  | 7.80 (+2.1)<br>1010 (1)<br><b>1888 (3)</b>  | 13.50<br>698 (19)<br><b>2586 (3)</b>  | 1.94<br>749 (15)<br><b>3335 (5)</b>  | 50.35<br>799 (20)<br><b>4134 (6)</b>  | 14.36 (-0.6)<br>929 (8)<br><b>5063 (7)</b>   |              |            |               |             |
| 8     | 1265 | Fredriech PRETORIUS | RSA     | <b>5030</b> | -263                 | 11.05 (+1.0)<br>850 (17) | 7.31 (+0.4)<br>888 (10)<br><b>1738 (10)</b> | 13.94<br>725 (14)<br><b>2463 (10)</b> | 1.97<br>776 (14)<br><b>3239 (8)</b>  | 49.41<br>842 (9)<br><b>4081 (8)</b>   | 14.20 (-0.5)<br>949 (5)<br><b>5030 (8)</b>   |              |            |               |             |
| 9     | 690  | Fabian CHRIST       | GER     | <b>4961</b> | -332                 | 10.99 (+0.5)<br>863 (12) | 7.18 (+0.6)<br>857 (11)<br><b>1720 (12)</b> | 12.58<br>642 (29)<br><b>2362 (21)</b> | 1.94<br>749 (16)<br><b>3111 (17)</b> | 47.67<br>925 (2)<br><b>4036 (9)</b>   | 14.39 (-0.5)<br>925 (10)<br><b>4961 (9)</b>  |              |            |               |             |
| 10    | 1576 | Harrison WILLIAMS   | USA     | <b>4959</b> | -334                 | 10.75 (+2.0)<br>917 (2)  | 6.80 (+0.7)<br>767 (25)<br><b>1684 (16)</b> | 13.53<br>700 (18)<br><b>2384 (16)</b> | 1.94<br>749 (16)<br><b>3133 (13)</b> | 48.21<br>899 (4)<br><b>4032 (10)</b>  | 14.37 (-0.9)<br>927 (9)<br><b>4959 (10)</b>  |              |            |               |             |
| 11    | 1550 | Gabriel MOORE       | USA     | <b>4881</b> | -412                 | 10.98 (+2.0)<br>865 (11) | 7.01 (+1.8)<br>816 (24)<br><b>1681 (17)</b> | 13.41<br>692 (20)<br><b>2373 (17)</b> | 1.97<br>776 (12)<br><b>3149 (12)</b> | 49.01<br>861 (7)<br><b>4010 (12)</b>  | 14.82 (-0.6)<br>871 (19)<br><b>4881 (11)</b> |              |            |               |             |
| 12    | 659  | David HALL          | GBR     | <b>4868</b> | -425                 | 10.89 (+1.0)<br>885 (6)  | 6.66 (+2.2)<br>734 (29)<br><b>1619 (23)</b> | 13.62<br>705 (16)<br><b>2324 (23)</b> | 1.97<br>776 (11)<br><b>3100 (19)</b> | 47.85<br>916 (3)<br><b>4016 (11)</b>  | 14.98 (-0.9)<br>852 (24)<br><b>4868 (12)</b> |              |            |               |             |
| 13    | 287  | Jefferson SANTOS    | BRA     | <b>4858</b> | -435                 | 11.12 (+1.4)<br>834 (21) | 7.18 (+1.3)<br>857 (13)<br><b>1691 (15)</b> | 14.05<br>731 (12)<br><b>2422 (13)</b> | 2.00<br>803 (8)<br><b>3225 (9)</b>   | 51.37<br>753 (28)<br><b>3978 (13)</b> | 14.75 (-0.1)<br>880 (17)<br><b>4858 (13)</b> |              |            |               |             |
| 14    | 1355 | Jan DEUBER          | SUI     | <b>4830</b> | -463                 | 10.95 (+0.6)<br>872 (9)  | 7.27 (+0.5)<br>878 (19)<br><b>1750 (8)</b>  | 12.76<br>653 (26)<br><b>2403 (15)</b> | 1.91<br>723 (23)<br><b>3126 (15)</b> | 50.21<br>805 (17)<br><b>3931 (15)</b> | 14.60 (-0.5)<br>899 (14)<br><b>4830 (14)</b> |              |            |               |             |
| 15    | 587  | Elmo SAVOLA         | FIN     | <b>4816</b> | -477                 | 11.08 (+1.4)<br>843 (18) | 6.99 (+1.1)<br>811 (17)<br><b>1654 (20)</b> | 13.22<br>681 (21)<br><b>2335 (22)</b> | 1.97<br>776 (13)<br><b>3111 (18)</b> | 50.37<br>798 (21)<br><b>3909 (17)</b> | 14.53 (-0.1)<br>907 (13)<br><b>4816 (15)</b> |              |            |               |             |
| 16    | 1353 | Luca BERNASCHINA    | SUI     | <b>4799</b> | -494                 | 11.09 (+0.6)<br>841 (19) | 7.39 (+2.5)<br>908 (5)<br><b>1749 (9)</b>   | 14.50<br>759 (7)<br><b>2508 (6)</b>   | 1.82<br>644 (27)<br><b>3152 (11)</b> | 51.29<br>756 (27)<br><b>3908 (18)</b> | 14.66 (-0.1)<br>891 (15)<br><b>4799 (16)</b> |              |            |               |             |

**DECATHLON JUNIOR SUMMARY AFTER 6 EVENTS**

22-23 July 2014













| PLACE | BIB  | NAME                 | COUNTRY | POINTS      | POINTS BEHIND LEADER | 100 Metres               | Long Jump                                   | Shot Put (6kg)                        | High Jump                            | 400 Metres                            | 110m Hurdles                                 | Discus Throw | Pole Vault | Javelin Throw | 1500 Metres |
|-------|------|----------------------|---------|-------------|----------------------|--------------------------|---|---------------------------------------|--------------------------------------|---------------------------------------|--|--------------|------------|---------------|-------------|
| 17    | 1394 | Fredrik SAMUELSSON   | SWE     | <b>4796</b> | -497                 | 11.20 (+1.0)<br>817 (24) | 7.03 (+1.7)<br>821 (16)<br><b>1638 (21)</b> | 14.62<br>766 (6)<br><b>2404 (14)</b>  | 1.94<br>749 (16)<br><b>3153 (10)</b> | 50.74<br>781 (24)<br><b>3934 (14)</b> | 14.90 (-0.6)<br>862 (23)<br><b>4796 (17)</b> |              |            |               |             |
| 18    | 449  | Jan DOLEŽAL          | CZE     | <b>4787</b> | -506                 | 11.03 (+1.0)<br>854 (16) | 6.97 (+0.3)<br>807 (18)<br><b>1661 (19)</b> | 14.74<br>774 (4)<br><b>2435 (12)</b>  | 1.76<br>593 (31)<br><b>3028 (24)</b> | 49.94<br>817 (13)<br><b>3845 (24)</b> | 14.25 (-0.9)<br>942 (7)<br><b>4787 (18)</b>  |              |            |               |             |
| 19    | 602  | Mathias AKO          | FRA     | <b>4785</b> | -508                 | 11.01 (+2.0)<br>858 (14) | 7.27 (+1.8)<br>878 (9)<br><b>1736 (11)</b>  | 13.98<br>727 (13)<br><b>2463 (9)</b>  | 1.85<br>670 (25)<br><b>3133 (14)</b> | 51.72<br>737 (31)<br><b>3870 (22)</b> | 14.47 (-0.1)<br>915 (11)<br><b>4785 (19)</b> |              |            |               |             |
| 20    | 288  | Alex SOARES          | BRA     | <b>4770</b> | -523                 | 11.20 (+0.6)<br>817 (24) | 7.18 (0.0)<br>857 (12)<br><b>1674 (18)</b>  | 15.21<br>803 (2)<br><b>2477 (8)</b>   | 1.79<br>619 (28)<br><b>3096 (20)</b> | 50.16<br>807 (15)<br><b>3903 (19)</b> | 14.86 (-0.1)<br>867 (21)<br><b>4770 (20)</b> |              |            |               |             |
| 21    | 427  | Santiago A. FORD     | CUB     | <b>4764</b> | -529                 | 11.26 (+0.6)<br>804 (28) | 6.71 (-1.0)<br>746 (28)<br><b>1550 (27)</b> | 13.55<br>701 (17)<br><b>2251 (26)</b> | 2.03<br>831 (3)<br><b>3082 (22)</b>  | 50.27<br>802 (19)<br><b>3884 (21)</b> | 14.75 (-0.6)<br>880 (17)<br><b>4764 (21)</b> |              |            |               |             |
| 22    | 1099 | Loek VAN ZEVENBERGEN | NED     | <b>4732</b> | -561                 | 10.87 (+1.0)<br>890 (4)  | 7.29 (+1.4)<br>883 (7)<br><b>1773 (6)</b>   | 11.78<br>593 (32)<br><b>2366 (20)</b> | 1.94<br>749 (21)<br><b>3115 (16)</b> | 50.21<br>805 (17)<br><b>3920 (16)</b> | 15.31 (-0.9)<br>812 (29)<br><b>4732 (22)</b> |              |            |               |             |
| 23    | 547  | Taavi TŠERNJAVSKI    | EST     | <b>4708</b> | -585                 | 11.19 (+1.4)<br>819 (23) | 6.85 (-0.1)<br>778 (22)<br><b>1597 (24)</b> | 14.73<br>773 (5)<br><b>2370 (18)</b>  | 1.91<br>723 (24)<br><b>3093 (21)</b> | 50.48<br>793 (23)<br><b>3886 (20)</b> | 15.23 (-0.6)<br>822 (27)<br><b>4708 (23)</b> |              |            |               |             |
| 24    | 376  | Qunhao WANG          | CHN     | <b>4704</b> | -589                 | 11.45 (+0.6)<br>763 (32) | 6.87 (0.0)<br>783 (21)<br><b>1546 (29)</b>  | 12.59<br>642 (28)<br><b>2188 (30)</b> | 1.97<br>776 (9)<br><b>2964 (27)</b>  | 49.63<br>832 (12)<br><b>3796 (25)</b> | 14.52 (-0.6)<br>908 (12)<br><b>4704 (24)</b> |              |            |               |             |
| 25    | 1388 | Andreas GUSTAFSSON   | SWE     | <b>4651</b> | -642                 | 11.21 (+0.5)<br>814 (26) | 6.74 (+2.7)<br>753 (27)<br><b>1567 (26)</b> | 12.86<br>659 (25)<br><b>2226 (27)</b> | 1.94<br>749 (22)<br><b>2975 (26)</b> | 50.44<br>794 (22)<br><b>3769 (26)</b> | 14.73 (-0.6)<br>882 (16)<br><b>4651 (25)</b> |              |            |               |             |
| 26    | 159  | David THOMSON        | AUS     | <b>4600</b> | -693                 | 11.37 (+2.0)<br>780 (30) | 6.96 (+3.3)<br>804 (20)<br><b>1584 (25)</b> | 13.86<br>720 (15)<br><b>2304 (24)</b> | 1.97<br>776 (9)<br><b>3080 (23)</b>  | 51.00<br>769 (25)<br><b>3849 (23)</b> | 15.84 (-0.6)<br>751 (31)<br><b>4600 (26)</b> |              |            |               |             |
| 27    | 530  | Pablo TRESCOLÍ       | ESP     | <b>4554</b> | -739                 | 11.21 (+0.6)<br>814 (26) | 6.55 (+2.2)<br>709 (32)<br><b>1523 (31)</b> | 13.10<br>673 (23)<br><b>2196 (29)</b> | 1.85<br>670 (26)<br><b>2866 (29)</b> | 49.43<br>841 (10)<br><b>3707 (28)</b> | 15.02 (-0.6)<br>847 (25)<br><b>4554 (27)</b> |              |            |               |             |
| 28    | 1090 | Sybre BLOK           | NED     | <b>4533</b> | -760                 | 10.99 (+0.5)<br>863 (12) | 6.80 (+1.1)<br>767 (26)<br><b>1630 (22)</b> | 14.19<br>740 (10)<br><b>2370 (19)</b> | 1.79<br>619 (30)<br><b>2989 (25)</b> | 51.91<br>729 (32)<br><b>3718 (27)</b> | 15.29 (-0.5)<br>815 (28)<br><b>4533 (28)</b> |              |            |               |             |
| 29    | 1349 | Aleksandar GRNOVIC   | SRB     | <b>4499</b> | -794                 | 11.28 (+1.0)<br>799 (29) | 6.72 (+0.4)<br>748 (30)<br><b>1547 (28)</b> | 14.09<br>734 (11)<br><b>2281 (25)</b> | 1.73<br>569 (33)<br><b>2850 (30)</b> | 49.97<br>816 (14)<br><b>3666 (30)</b> | 15.14 (-0.9)<br>833 (26)<br><b>4499 (29)</b> |              |            |               |             |
| 30    | 244  | Benjamin HOUARDY     | BEL     | <b>4466</b> | -827                 | 11.65 (+2.0)<br>721 (33) | 6.84 (+1.8)<br>776 (23)<br><b>1497 (32)</b> | 12.16<br>616 (31)<br><b>2113 (31)</b> | 2.03<br>831 (4)<br><b>2944 (28)</b>  | 51.39<br>752 (29)<br><b>3696 (29)</b> | 15.67 (-0.6)<br>770 (30)<br><b>4466 (30)</b> |              |            |               |             |
| 31    | 529  | Carlos SÁNCHEZ       | ESP     | <b>4458</b> | -835                 | 11.16 (+1.0)<br>825 (22) | 6.55 (+1.6)<br>709 (31)<br><b>1534 (30)</b> | 13.15<br>676 (22)<br><b>2210 (28)</b> | 1.79<br>619 (28)<br><b>2829 (31)</b> | 51.21<br>760 (26)<br><b>3589 (31)</b> | 14.84 (-0.6)<br>869 (20)<br><b>4458 (31)</b> |              |            |               |             |
| 32    | 1068 | Felipe RUIZ          | MEX     | <b>4008</b> | -1285                | 11.74 (+2.0)<br>703 (34) | 6.04 (+2.1)<br>595 (34)<br><b>1298 (34)</b> | 12.68<br>648 (27)<br><b>1946 (33)</b> | 1.73<br>569 (32)<br><b>2515 (33)</b> | 51.56<br>744 (30)<br><b>3259 (33)</b> | 15.86 (-0.9)<br>749 (32)<br><b>4008 (32)</b> |              |            |               |             |
|       | 840  | Simone FASSINA       | ITA     | <b>DNF</b>  |                      | 11.39 (+1.4)<br>776 (31) | 6.35 (-1.4)<br>664 (33)<br><b>1440 (33)</b> | 12.40<br>631 (30)<br><b>2071 (32)</b> | 1.94<br>749 (20)<br><b>2820 (32)</b> | 52.81<br>690 (33)<br><b>3510 (32)</b> | DNS  |              |            |               |             |
|       | 245  | Vincent STAS         | BEL     | <b>DNF</b>  |                      | 10.95 (+1.4)<br>872 (9)  | 7.13 (+1.3)<br>845 (15)<br><b>1717 (13)</b> | DNS                                   |                                      |                                       |  |              |            |               |             |





**DECATHLON JUNIOR SUMMARY AFTER 6 EVENTS**

22-23 July 2014

-  100 Metres
-  Long Jump
-  Shot Put (6kg)
-  High Jump
-  400 Metres
-  110m Hurdles
-  Discus Throw
-  Pole Vault
-  Javelin Throw
-  1500 Metres

| PLACE | BIB | NAME | COUNTRY | POINTS | POINTS BEHIND LEADER |
|-------|-----|------|---------|--------|----------------------|
|-------|-----|------|---------|--------|----------------------|

Official IAAF Partners



## SUMMARY



## Discus Throw (1.750kg) Men - Decathlon Junior

## BIB 376 MEASUREMENT CORRECTION

| RECORDS                | RESULT      | NAME  | COUNTRY                | AGE        | VENUE | DATE                 |           |             |           |
|------------------------|-------------|-------|------------------------|------------|-------|----------------------|-----------|-------------|-----------|
| World Dec. Junior Best | <b>WDJB</b> | 53.80 | Alexey SYSOEV          | RUS        | 19    | Grosseto 15 Jul 2004 |           |             |           |
| Champ. Decathlon Best  | <b>CDB</b>  | 53.80 | Alexey SYSOEV          | RUS        | 19    | Grosseto 15 Jul 2004 |           |             |           |
| Area Junior Record     | <b>AJR</b>  |       | National Junior Record | <b>NJR</b> |       | Personal Best        | <b>PB</b> | Season Best | <b>SB</b> |

23 July 2014

| RANK | PLACE | GROUP | BIB  | NAME                 | COUNTRY | DATE of BIRTH | RESULT       |               |
|------|-------|-------|------|----------------------|---------|---------------|--------------|---------------|
| 1    | 1     | A     | 455  | Jirí SÝKORA          | CZE     | 20 Jan 95     | <b>48.55</b> | <b>PB</b> 840 |
| 2    | 2     | A     | 602  | Mathias AKO          | FRA     | 28 Jul 95     | <b>46.49</b> | 798           |
| 3    | 3     | A     | 547  | Taavi TŠERNJAVSKI    | EST     | 04 Mar 95     | <b>46.16</b> | 791           |
| 4    | 4     | A     | 287  | Jefferson SANTOS     | BRA     | 30 Aug 95     | <b>46.09</b> | 789           |
| 5    | 5     | A     | 449  | Jan DOLEŽAL          | CZE     | 06 Jun 96     | <b>45.91</b> | 786           |
| 6    | 6     | A     | 1550 | Gabriel MOORE        | USA     | 10 Jan 96     | <b>45.09</b> | <b>PB</b> 769 |
| 7    | 7     | A     | 710  | Tim NOWAK            | GER     | 13 Aug 95     | <b>42.42</b> | 714           |
| 8    | 8     | A     | 159  | David THOMSON        | AUS     | 08 Oct 95     | <b>40.99</b> | 685           |
| 9    | 9     | A     | 1090 | Sybren BLOK          | NED     | 25 Jun 96     | <b>40.78</b> | 680           |
| 10   | 1     | B     | 1394 | Fredrik SAMUELSSON   | SWE     | 16 Feb 95     | <b>40.02</b> | 665           |
| 11   | 10    | A     | 288  | Alex SOARES          | BRA     | 02 Feb 95     | <b>39.07</b> | 646           |
| 12   | 11    | A     | 1265 | Fredriech PRETORIUS  | RSA     | 04 Aug 95     | <b>38.90</b> | 642           |
| 13   | 12    | A     | 147  | Cedric DUBLER        | AUS     | 13 Jan 95     | <b>38.25</b> | 629           |
| 14   | 2     | B     | 1290 | Roman KONDRATYEV     | RUS     | 15 May 95     | <b>37.56</b> | 615           |
| 15   | 3     | B     | 530  | Pablo TRESCOLÍ       | ESP     | 04 Mar 95     | <b>36.91</b> | <b>PB</b> 602 |
| 16   | 13    | A     | 376  | Qunhao WANG          | CHN     | 03 Feb 95     | <b>36.86</b> | 601           |
| 17   | 4     | B     | 1099 | Loek VAN ZEVENBERGEN | NED     | 05 Aug 96     | <b>36.23</b> | <b>PB</b> 588 |
| 18   | 5     | B     | 1132 | Karsten WARHOLM      | NOR     | 28 Feb 96     | <b>36.05</b> | <b>PB</b> 585 |
| 19   | 6     | B     | 1355 | Jan DEUBER           | SUI     | 14 Feb 95     | <b>35.90</b> | <b>PB</b> 582 |
| 20   | 7     | B     | 659  | David HALL           | GBR     | 25 Apr 95     | <b>35.77</b> | 579           |
| 21   | 8     | B     | 244  | Benjamin HOUGARDY    | BEL     | 08 Dec 95     | <b>35.68</b> | 577           |
| 22   | 9     | B     | 1576 | Harrison WILLIAMS    | USA     | 07 Mar 96     | <b>35.09</b> | 565           |
| 23   | 10    | B     | 529  | Carlos SÁNCHEZ       | ESP     | 21 Mar 96     | <b>35.01</b> | <b>PB</b> 564 |
| 24   | 14    | A     | 1295 | Evgeniy LIKHANOV     | RUS     | 10 Jan 95     | <b>34.64</b> | 556           |
| 25   | 11    | B     | 1353 | Luca BERNASCHINA     | SUI     | 30 Jun 95     | <b>34.34</b> | 550           |
| 26   | 12    | B     | 690  | Fabian CHRIST        | GER     | 18 Sep 95     | <b>34.07</b> | 545           |
| 27   | 15    | A     | 427  | Santiago A. FORD     | CUB     | 25 Aug 97     | <b>33.65</b> | 537           |
| 28   | 13    | B     | 1068 | Felipe RUIZ          | MEX     | 20 Feb 95     | <b>33.51</b> | 534           |
| 29   | 14    | B     | 1388 | Andreas GUSTAFSSON   | SWE     | 08 Apr 97     | <b>29.60</b> | 457           |
| 30   | 15    | B     | 260  | Yuriy YERYOMICH      | BLR     | 24 Apr 95     | <b>28.24</b> | 430           |
| 31   | 16    | A     | 587  | Elmo SAVOLA          | FIN     | 10 Mar 95     | <b>27.32</b> | 412           |
|      |       | B     | 1349 | Aleksandar GRNOVIC   | SRB     | 09 Jan 96     | <b>DNS</b>   |               |
|      |       | A     | 840  | Simone FASSINA       | ITA     | 19 Oct 96     | <b>DNS</b>   |               |

# RESULTS



## Discus Throw (1.750kg) Men - Decathlon Junior

### BIB 376 MEASUREMENT CORRECTION

| RECORDS                            | RESULT NAME                       | COUNTRY                 | AGE                   | VENUE    | DATE        |
|------------------------------------|-----------------------------------|-------------------------|-----------------------|----------|-------------|
| World Dec. Junior Best <b>WDJB</b> | <b>53.80</b> Alexey SYSOEV        | RUS                     | 19                    | Grosseto | 15 Jul 2004 |
| Champ. Decathlon Best <b>CDB</b>   | <b>53.80</b> Alexey SYSOEV        | RUS                     | 19                    | Grosseto | 15 Jul 2004 |
| Area Junior Record <b>AJR</b>      | National Junior Record <b>NJR</b> | Personal Best <b>PB</b> | Season Best <b>SB</b> |          |             |

### Group A

23 July 2014 10:53 START TIME 15° C 88 %  
 TEMPERATURE HUMIDITY  
 11:46 END TIME 18° C 64 %

| PLACE | BIB  | NAME                | COUNTRY | DATE of BIRTH | ORDER | RESULT          | 1     | 2     | 3     | POINTS | TOTAL |
|-------|------|---------------------|---------|---------------|-------|-----------------|-------|-------|-------|--------|-------|
| 1     | 455  | Jirí SÝKORA         | CZE     | 20 Jan 95     | 15    | <b>48.55</b> PB | 47.94 | 47.28 | 48.55 | 840    | 5991  |
| 2     | 602  | Mathias AKO         | FRA     | 28 Jul 95     | 13    | <b>46.49</b>    | 44.71 | 45.80 | 46.49 | 798    | 5583  |
| 3     | 547  | Taavi TŠERNJAVSKI   | EST     | 04 Mar 95     | 1     | <b>46.16</b>    | 42.27 | 43.01 | 46.16 | 791    | 5499  |
| 4     | 287  | Jefferson SANTOS    | BRA     | 30 Aug 95     | 8     | <b>46.09</b>    | X     | 44.17 | 46.09 | 789    | 5647  |
| 5     | 449  | Jan DOLEŽAL         | CZE     | 06 Jun 96     | 17    | <b>45.91</b>    | X     | 42.83 | 45.91 | 786    | 5573  |
| 6     | 1550 | Gabriel MOORE       | USA     | 10 Jan 96     | 12    | <b>45.09</b> PB | 41.65 | 45.09 | X     | 769    | 5650  |
| 7     | 710  | Tim NOWAK           | GER     | 13 Aug 95     | 3     | <b>42.42</b>    | X     | 42.42 | 36.88 | 714    | 5785  |
| 8     | 159  | David THOMSON       | AUS     | 08 Oct 95     | 2     | <b>40.99</b>    | 38.19 | 40.99 | 39.46 | 685    | 5285  |
| 9     | 1090 | Sybren BLOK         | NED     | 25 Jun 96     | 9     | <b>40.78</b>    | 40.78 | X     | X     | 680    | 5213  |
| 10    | 288  | Alex SOARES         | BRA     | 02 Feb 95     | 4     | <b>39.07</b>    | X     | 39.07 | 35.81 | 646    | 5416  |
| 11    | 1265 | Fredriech PRETORIUS | RSA     | 04 Aug 95     | 11    | <b>38.90</b>    | 38.90 | X     | X     | 642    | 5672  |
| 12    | 147  | Cedric DUBLER       | AUS     | 13 Jan 95     | 16    | <b>38.25</b>    | 38.25 | X     | 34.64 | 629    | 5922  |
| 13    | 376  | Qunhao WANG         | CHN     | 03 Feb 95     | 6     | <b>36.86</b>    | 35.32 | 34.77 | 36.86 | 601    | 5305  |
| 14    | 1295 | Evgeniy LIKHANOV    | RUS     | 10 Jan 95     | 14    | <b>34.64</b>    | X     | X     | 34.64 | 556    | 5702  |
| 15    | 427  | Santiago A. FORD    | CUB     | 25 Aug 97     | 10    | <b>33.65</b>    | 6.84  | 33.65 | X     | 537    | 5301  |
| 16    | 587  | Elmo SAVOLA         | FIN     | 10 Mar 95     | 7     | <b>27.32</b>    | 27.32 | X     | X     | 412    | 5228  |
|       | 840  | Simone FASSINA      | ITA     | 19 Oct 96     | 5     | <b>DNS</b>      |       |       |       |        | 0     |

### Group B

23 July 2014 12:11 START TIME 16° C 88 %  
 TEMPERATURE HUMIDITY  
 13:05 END TIME 16° C 88 %

| PLACE | BIB  | NAME                 | COUNTRY | DATE of BIRTH | ORDER | RESULT          | 1     | 2     | 3     | POINTS | TOTAL |
|-------|------|----------------------|---------|---------------|-------|-----------------|-------|-------|-------|--------|-------|
| 1     | 1394 | Fredrik SAMUELSSON   | SWE     | 16 Feb 95     | 12    | <b>40.02</b>    | 38.80 | 38.93 | 40.02 | 665    | 5461  |
| 2     | 1290 | Roman KONDRATYEV     | RUS     | 15 May 95     | 13    | <b>37.56</b>    | 37.56 | X     | 36.57 | 615    | 5820  |
| 3     | 530  | Pablo TRESOLÍ        | ESP     | 04 Mar 95     | 9     | <b>36.91</b> PB | X     | 35.27 | 36.91 | 602    | 5156  |
| 4     | 1099 | Loek VAN ZEVENBERGEN | NED     | 05 Aug 96     | 5     | <b>36.23</b> PB | 36.23 | X     | X     | 588    | 5320  |
| 5     | 1132 | Karsten WARHOLM      | NOR     | 28 Feb 96     | 6     | <b>36.05</b> PB | 36.05 | 32.67 | 34.75 | 585    | 5780  |
| 6     | 1355 | Jan DEUBER           | SUI     | 14 Feb 95     | 1     | <b>35.90</b> PB | 8.75  | 35.90 | X     | 582    | 5412  |
| 7     | 659  | David HALL           | GBR     | 25 Apr 95     | 10    | <b>35.77</b>    | 33.75 | 27.06 | 35.77 | 579    | 5447  |
| 8     | 244  | Benjamin HOUGARDY    | BEL     | 08 Dec 95     | 2     | <b>35.68</b>    | 30.38 | 35.68 | 31.38 | 577    | 5043  |
| 9     | 1576 | Harrison WILLIAMS    | USA     | 07 Mar 96     | 3     | <b>35.09</b>    | 31.69 | 35.09 | X     | 565    | 5524  |
| 10    | 529  | Carlos SÁNCHEZ       | ESP     | 21 Mar 96     | 4     | <b>35.01</b> PB | 30.51 | 35.01 | 7.57  | 564    | 5022  |
| 11    | 1353 | Luca BERNASCHINA     | SUI     | 30 Jun 95     | 7     | <b>34.34</b>    | X     | X     | 34.34 | 550    | 5349  |
| 12    | 690  | Fabian CHRIST        | GER     | 18 Sep 95     | 8     | <b>34.07</b>    | 32.99 | 34.07 | X     | 545    | 5506  |
| 13    | 1068 | Felipe RUIZ          | MEX     | 20 Feb 95     | 11    | <b>33.51</b>    | 33.51 | 32.78 | X     | 534    | 4542  |
| 14    | 1388 | Andreas GUSTAFSSON   | SWE     | 08 Apr 97     | 15    | <b>29.60</b>    | 28.36 | 27.65 | 29.60 | 457    | 5108  |
| 15    | 260  | Yuriy YERYOMICH      | BLR     | 24 Apr 95     | 14    | <b>28.24</b>    | X     | 27.02 | 28.24 | 430    | 5493  |
|       | 1349 | Aleksandar GRNOVIC   | SRB     | 09 Jan 96     | 16    | <b>DNS</b>      |       |       |       |        | 0     |

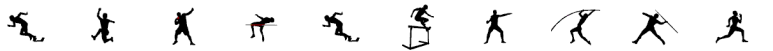


# DECATHLON JUNIOR SUMMARY AFTER 7 EVENTS

## BIB 376 MEASUREMENT CORRECTION

| RECORDS              | RESULT     | NAME        | COUNTRY          | AGE | VENUE | DATE                           |
|----------------------|------------|-------------|------------------|-----|-------|--------------------------------|
| World Junior Record  | <b>WJR</b> | <b>8397</b> | Torsten VOSS     | GDR | 19    | Erfurt 7 Jul 1982              |
| Championships Record | <b>CR</b>  | <b>8059</b> | Arkadiy VASILYEV | RUS | 19    | Beijing (CSC) 17 Aug 2006      |
| World Junior Leading | <b>WJL</b> | <b>8047</b> | Jirí SÝKORA      | CZE | 19    | Praha (ASK Slavia) 25 May 2014 |

22-23 July 2014




| PLACE | BIB  | NAME                | COUNTRY | POINTS      | POINTS BEHIND LEADER | 100 Metres               | Long Jump                                   | Shot Put (6kg)                        | High Jump                            | 400 Metres                            | 110m Hurdles                                 | Discus Throw                          | Pole Vault | Javelin Throw | 1500 Metres |
|-------|------|---------------------|---------|-------------|----------------------|--------------------------|---|---------------------------------------|--------------------------------------|---------------------------------------|--|---------------------------------------|------------|---------------|-------------|
| 1     | 455  | Jirí SÝKORA         | CZE     | <b>5991</b> |                      | 10.92 (+0.5)<br>878 (7)  | 7.35 (+2.0)<br>898 (6)<br><b>1776 (5)</b>   | 15.50<br>820 (1)<br><b>2596 (1)</b>   | 1.94<br>749 (16)<br><b>3345 (4)</b>  | 49.00<br>861 (6)<br><b>4206 (5)</b>   | 14.23 (-0.1)<br>945 (6)<br><b>5151 (4)</b>   | 48.55<br>840 (1)<br><b>5991 (1)</b>   |            |               |             |
| 2     | 147  | Cedric DUBLER       | AUS     | <b>5922</b> | -69                  | 10.80 (+0.6)<br>906 (3)  | 7.74 (+1.2)<br>995 (2)<br><b>1901 (2)</b>   | 13.02<br>668 (24)<br><b>2569 (4)</b>  | 2.09<br>887 (2)<br><b>3456 (2)</b>   | 48.75<br>873 (5)<br><b>4329 (1)</b>   | 14.08 (-0.5)<br>964 (2)<br><b>5293 (1)</b>   | 38.25<br>629 (13)<br><b>5922 (2)</b>  |            |               |             |
| 3     | 1290 | Roman KONDRATYEV    | RUS     | <b>5820</b> | -171                 | 10.88 (+0.5)<br>888 (5)  | 7.29 (+2.4)<br>883 (8)<br><b>1771 (7)</b>   | 14.93<br>785 (3)<br><b>2556 (5)</b>   | 2.03<br>831 (4)<br><b>3387 (3)</b>   | 49.25<br>849 (8)<br><b>4236 (4)</b>   | 14.04 (-0.5)<br>969 (1)<br><b>5205 (2)</b>   | 37.56<br>615 (14)<br><b>5820 (3)</b>  |            |               |             |
| 5     | 1132 | Karsten WARHOLM     | NOR     | <b>5780</b> | -211                 | 10.55 (+0.5)<br>963 (1)  | 7.53 (+2.6)<br>942 (4)<br><b>1905 (1)</b>   | 11.60<br>582 (33)<br><b>2487 (7)</b>  | 2.00<br>803 (7)<br><b>3290 (6)</b>   | 47.21<br>948 (1)<br><b>4238 (3)</b>   | 14.14 (-0.5)<br>957 (3)<br><b>5195 (3)</b>   | 36.05<br>585 (18)<br><b>5780 (5)</b>  |            |               |             |
| 6     | 1295 | Evgeniy LIKHANOV    | RUS     | <b>5702</b> | -289                 | 11.01 (+1.4)<br>858 (14) | 7.72 (+2.0)<br>990 (3)<br><b>1848 (4)</b>   | 14.19<br>740 (9)<br><b>2588 (2)</b>   | 2.09<br>887 (1)<br><b>3475 (1)</b>   | 50.18<br>806 (16)<br><b>4281 (2)</b>  | 14.87 (-0.1)<br>865 (22)<br><b>5146 (5)</b>  | 34.64<br>556 (24)<br><b>5702 (6)</b>  |            |               |             |
| 7     | 1265 | Fredriech PRETORIUS | RSA     | <b>5672</b> | -319                 | 11.05 (+1.0)<br>850 (17) | 7.31 (+0.4)<br>888 (10)<br><b>1738 (10)</b> | 13.94<br>725 (14)<br><b>2463 (10)</b> | 1.97<br>776 (14)<br><b>3239 (8)</b>  | 49.41<br>842 (9)<br><b>4081 (8)</b>   | 14.20 (-0.5)<br>949 (5)<br><b>5030 (8)</b>   | 38.90<br>642 (12)<br><b>5672 (7)</b>  |            |               |             |
| 8     | 1550 | Gabriel MOORE       | USA     | <b>5650</b> | -341                 | 10.98 (+2.0)<br>865 (11) | 7.01 (+1.8)<br>816 (24)<br><b>1681 (17)</b> | 13.41<br>692 (20)<br><b>2373 (17)</b> | 1.97<br>776 (12)<br><b>3149 (12)</b> | 49.01<br>861 (7)<br><b>4010 (12)</b>  | 14.82 (-0.6)<br>871 (19)<br><b>4881 (11)</b> | 45.09<br>769 (6)<br><b>5650 (8)</b>   |            |               |             |
| 10    | 602  | Mathias AKO         | FRA     | <b>5583</b> | -408                 | 11.01 (+2.0)<br>858 (14) | 7.27 (+1.8)<br>878 (9)<br><b>1736 (11)</b>  | 13.98<br>727 (13)<br><b>2463 (9)</b>  | 1.85<br>670 (25)<br><b>3133 (14)</b> | 51.72<br>737 (31)<br><b>3870 (22)</b> | 14.47 (-0.1)<br>915 (11)<br><b>4785 (19)</b> | 46.49<br>798 (2)<br><b>5583 (10)</b>  |            |               |             |
| 11    | 449  | Jan DOLEŽAL         | CZE     | <b>5573</b> | -418                 | 11.03 (+1.0)<br>854 (16) | 6.97 (+0.3)<br>807 (18)<br><b>1661 (19)</b> | 14.74<br>774 (4)<br><b>2435 (12)</b>  | 1.76<br>593 (31)<br><b>3028 (24)</b> | 49.94<br>817 (13)<br><b>3845 (24)</b> | 14.25 (-0.9)<br>942 (7)<br><b>4787 (18)</b>  | 45.91<br>786 (5)<br><b>5573 (11)</b>  |            |               |             |
| 12    | 1576 | Harrison WILLIAMS   | USA     | <b>5524</b> | -467                 | 10.75 (+2.0)<br>917 (2)  | 6.80 (+0.7)<br>767 (25)<br><b>1684 (16)</b> | 13.53<br>700 (18)<br><b>2384 (16)</b> | 1.94<br>749 (16)<br><b>3133 (13)</b> | 48.21<br>899 (4)<br><b>4032 (10)</b>  | 14.37 (-0.9)<br>927 (9)<br><b>4959 (10)</b>  | 35.09<br>565 (22)<br><b>5524 (12)</b> |            |               |             |
| 13    | 690  | Fabian CHRIST       | GER     | <b>5506</b> | -485                 | 10.99 (+0.5)<br>863 (12) | 7.18 (+0.6)<br>857 (11)<br><b>1720 (12)</b> | 12.58<br>642 (29)<br><b>2362 (21)</b> | 1.94<br>749 (16)<br><b>3111 (17)</b> | 47.67<br>925 (2)<br><b>4036 (9)</b>   | 14.39 (-0.5)<br>925 (10)<br><b>4961 (9)</b>  | 34.07<br>545 (26)<br><b>5506 (13)</b> |            |               |             |
| 14    | 547  | Taavi TŠERNJAVSKI   | EST     | <b>5499</b> | -492                 | 11.19 (+1.4)<br>819 (23) | 6.85 (-0.1)<br>778 (22)<br><b>1597 (24)</b> | 14.73<br>773 (5)<br><b>2370 (18)</b>  | 1.91<br>723 (24)<br><b>3093 (21)</b> | 50.48<br>793 (23)<br><b>3886 (20)</b> | 15.23 (-0.6)<br>822 (27)<br><b>4708 (23)</b> | 46.16<br>791 (3)<br><b>5499 (14)</b>  |            |               |             |
| 16    | 1394 | Fredrik SAMUELSSON  | SWE     | <b>5461</b> | -530                 | 11.20 (+1.0)<br>817 (24) | 7.03 (+1.7)<br>821 (16)<br><b>1638 (21)</b> | 14.62<br>766 (6)<br><b>2404 (14)</b>  | 1.94<br>749 (16)<br><b>3153 (10)</b> | 50.74<br>781 (24)<br><b>3934 (14)</b> | 14.90 (-0.6)<br>862 (23)<br><b>4796 (17)</b> | 40.02<br>665 (10)<br><b>5461 (16)</b> |            |               |             |
| 17    | 659  | David HALL          | GBR     | <b>5447</b> | -544                 | 10.89 (+1.0)<br>885 (6)  | 6.66 (+2.2)<br>734 (29)<br><b>1619 (23)</b> | 13.62<br>705 (16)<br><b>2324 (23)</b> | 1.97<br>776 (11)<br><b>3100 (19)</b> | 47.85<br>916 (3)<br><b>4016 (11)</b>  | 14.98 (-0.9)<br>852 (24)<br><b>4868 (12)</b> | 35.77<br>579 (20)<br><b>5447 (17)</b> |            |               |             |
| 18    | 288  | Alex SOARES         | BRA     | <b>5416</b> | -575                 | 11.20 (+0.6)<br>817 (24) | 7.18 (0.0)<br>857 (12)<br><b>1674 (18)</b>  | 15.21<br>803 (2)<br><b>2477 (8)</b>   | 1.79<br>619 (28)<br><b>3096 (20)</b> | 50.16<br>807 (15)<br><b>3903 (19)</b> | 14.86 (-0.1)<br>867 (21)<br><b>4770 (20)</b> | 39.07<br>646 (11)<br><b>5416 (18)</b> |            |               |             |



**DECATHLON JUNIOR SUMMARY AFTER 7 EVENTS**

22-23 July 2014



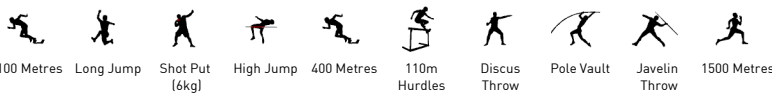
| PLACE | BIB  | NAME                 | COUNTRY | POINTS      | POINTS BEHIND LEADER | 100 Metres               | Long Jump                | Shot Put (6kg)     | High Jump         | 400 Metres         | 110m Hurdles              | Discus Throw       | Pole Vault | Javelin Throw | 1500 Metres |
|-------|------|----------------------|---------|-------------|----------------------|--------------------------|--------------------------|--------------------|-------------------|--------------------|---------------------------|--------------------|------------|---------------|-------------|
| 19    | 1355 | Jan DEUBER           | SUI     | <b>5412</b> | -579                 | 10.95 (+0.6)<br>872 (9)  | 7.27 (+0.5)<br>1750 (8)  | 12.76<br>2403 (15) | 1.91<br>3126 (15) | 50.21<br>3931 (15) | 14.60 (-0.5)<br>4830 (14) | 35.90<br>5412 (19) |            |               |             |
| 20    | 1353 | Luca BERNASCHINA     | SUI     | <b>5349</b> | -642                 | 11.09 (+0.6)<br>841 (19) | 7.39 (+2.5)<br>1749 (9)  | 14.50<br>2508 (6)  | 1.82<br>3152 (11) | 51.29<br>3908 (18) | 14.66 (-0.1)<br>4799 (16) | 34.34<br>5349 (20) |            |               |             |
| 21    | 1099 | Loek VAN ZEVENBERGEN | NED     | <b>5320</b> | -671                 | 10.87 (+1.0)<br>890 (4)  | 7.29 (+1.4)<br>1773 (6)  | 11.78<br>2366 (20) | 1.94<br>3115 (16) | 50.21<br>3920 (16) | 15.31 (-0.9)<br>4732 (22) | 36.23<br>5320 (21) |            |               |             |
| 22    | 376  | Qunhao WANG          | CHN     | <b>5305</b> | -686                 | 11.45 (+0.6)<br>763 (32) | 6.87 (0.0)<br>783 (21)   | 12.59<br>642 (28)  | 1.97<br>776 (9)   | 49.63<br>832 (12)  | 14.52 (-0.6)<br>908 (12)  | 36.86<br>601 (16)  |            |               |             |
| 23    | 427  | Santiago A. FORD     | CUB     | <b>5301</b> | -690                 | 11.26 (+0.6)<br>804 (28) | 6.71 (-1.0)<br>1550 (27) | 13.55<br>2251 (26) | 2.03<br>3082 (22) | 50.27<br>3884 (21) | 14.75 (-0.6)<br>4764 (21) | 33.65<br>5301 (23) |            |               |             |
| 24    | 159  | David THOMSON        | AUS     | <b>5285</b> | -706                 | 11.37 (+2.0)<br>780 (30) | 6.96 (+3.3)<br>804 (20)  | 13.86<br>720 (15)  | 1.97<br>776 (9)   | 51.00<br>769 (25)  | 15.84 (-0.6)<br>751 (31)  | 40.99<br>685 (8)   |            |               |             |
| 25    | 587  | Elmo SAVOLA          | FIN     | <b>5228</b> | -763                 | 11.08 (+1.4)<br>843 (18) | 6.99 (+1.1)<br>811 (17)  | 13.22<br>681 (21)  | 1.97<br>776 (13)  | 50.37<br>798 (21)  | 14.53 (-0.1)<br>907 (13)  | 27.32<br>412 (31)  |            |               |             |
| 26    | 1090 | Sybren BLOK          | NED     | <b>5213</b> | -778                 | 10.99 (+0.5)<br>863 (12) | 6.80 (+1.1)<br>767 (26)  | 14.19<br>740 (10)  | 1.79<br>619 (30)  | 51.91<br>729 (32)  | 15.29 (-0.5)<br>815 (28)  | 40.78<br>680 (9)   |            |               |             |
| 27    | 530  | Pablo TRESCOLÍ       | ESP     | <b>5156</b> | -835                 | 11.21 (+0.6)<br>814 (26) | 6.55 (+2.2)<br>709 (32)  | 13.10<br>673 (23)  | 1.85<br>670 (26)  | 49.43<br>841 (10)  | 15.02 (-0.6)<br>847 (25)  | 36.91<br>602 (15)  |            |               |             |
| 28    | 1388 | Andreas GUSTAFSSON   | SWE     | <b>5108</b> | -883                 | 11.21 (+0.5)<br>814 (26) | 6.74 (+2.7)<br>753 (27)  | 12.86<br>659 (25)  | 1.94<br>749 (22)  | 50.44<br>794 (22)  | 14.73 (-0.6)<br>882 (16)  | 29.60<br>457 (29)  |            |               |             |
| 29    | 244  | Benjamin HOUGARDY    | BEL     | <b>5043</b> | -948                 | 11.65 (+2.0)<br>721 (33) | 6.84 (+1.8)<br>776 (23)  | 12.16<br>616 (31)  | 2.03<br>831 (4)   | 51.39<br>752 (29)  | 15.67 (-0.6)<br>770 (30)  | 35.68<br>577 (21)  |            |               |             |
| 31    | 1068 | Felipe RUIZ          | MEX     | <b>4542</b> | -1449                | 11.74 (+2.0)<br>703 (34) | 6.04 (+2.1)<br>595 (34)  | 12.68<br>648 (27)  | 1.73<br>569 (32)  | 51.56<br>744 (30)  | 15.86 (-0.9)<br>749 (32)  | 33.51<br>534 (28)  |            |               |             |
| 4     | 710  | Tim NOWAK            | GER     | <b>5785</b> | -206                 | 11.09 (+1.4)<br>841 (19) | 7.16 (+1.4)<br>852 (14)  | 14.47<br>757 (8)   | 2.03<br>831 (6)   | 49.60<br>833 (11)  | 14.14 (-0.6)<br>957 (3)   | 42.42<br>714 (7)   |            |               |             |
| 9     | 287  | Jefferson SANTOS     | BRA     | <b>5647</b> | -344                 | 11.12 (+1.4)<br>834 (21) | 7.18 (+1.3)<br>857 (13)  | 14.05<br>731 (12)  | 2.00<br>803 (8)   | 51.37<br>753 (28)  | 14.75 (-0.1)<br>880 (17)  | 46.09<br>789 (4)   |            |               |             |
| 15    | 260  | Yuriy YERYOMICH      | BLR     | <b>5493</b> | -498                 | 10.92 (+0.5)<br>878 (7)  | 7.80 (+2.1)<br>1010 (1)  | 13.50<br>698 (19)  | 1.94<br>749 (15)  | 50.35<br>799 (20)  | 14.36 (-0.6)<br>929 (8)   | 28.24<br>430 (30)  |            |               |             |
| 30    | 529  | Carlos SÁNCHEZ       | ESP     | <b>5022</b> | -969                 | 11.16 (+1.0)<br>825 (22) | 6.55 (+1.6)<br>709 (31)  | 13.15<br>676 (22)  | 1.79<br>619 (28)  | 51.21<br>760 (26)  | 14.84 (-0.6)<br>869 (20)  | 35.01<br>564 (23)  |            |               |             |
|       | 1349 | Aleksandar GRNOVIC   | SRB     | <b>DNF</b>  |                      | 11.28 (+1.0)<br>799 (29) | 6.72 (+0.4)<br>748 (30)  | 14.09<br>734 (11)  | 1.73<br>569 (33)  | 49.97<br>816 (14)  | 15.14 (-0.9)<br>833 (26)  | DNS                |            |               |             |
|       | 840  | Simone FASSINA       | ITA     | <b>DNF</b>  |                      | 11.39 (+1.4)<br>776 (31) | 6.35 (-1.4)<br>664 (33)  | 12.40<br>631 (30)  | 1.94<br>749 (20)  | 52.81<br>690 (33)  | DNS                       |                    |            |               |             |





**DECATHLON JUNIOR SUMMARY AFTER 7 EVENTS**

22-23 July 2014



| PLACE | BIB | NAME         | COUNTRY | POINTS     | POINTS BEHIND LEADER | 100 Metres   | Long Jump   | Shot Put (6kg) | High Jump | 400 Metres | 110m Hurdles | Discus Throw | Pole Vault | Javelin Throw | 1500 Metres |
|-------|-----|--------------|---------|------------|----------------------|--------------|-------------|----------------|-----------|------------|--------------|--------------|------------|---------------|-------------|
|       | 245 | Vincent STAS | BEL     | <b>DNF</b> |                      | 10.95 (+1.4) | 7.13 (+1.3) | DNS            |           |            |              |              |            |               |             |
|       |     |              |         |            |                      | 872 (9)      | 845 (15)    |                |           |            |              |              |            |               |             |
|       |     |              |         |            |                      |              | 1717 (13)   |                |           |            |              |              |            |               |             |

Official IAAF Partners



## SUMMARY



## Pole Vault Men - Decathlon Junior

| RECORDS                | RESULT      | NAME                   | COUNTRY    | AGE           | VENUE          | DATE        |           |
|------------------------|-------------|------------------------|------------|---------------|----------------|-------------|-----------|
| World Dec. Junior Best | <b>WDJB</b> | 5.30 Benjamin JENSEN   | NOR        | 19            | Hyvinkää       | 3 Aug 1994  |           |
| Champ. Decathlon Best  | <b>CDB</b>  | 5.10 Benjamin JENSEN   | NOR        | 19            | Lisboa         | 21 Jul 1994 |           |
| Champ. Decathlon Best  | <b>CDB</b>  | 5.10 Štěpán JANACEK    | CZE        | 19            | Sydney (SOPAC) | 1996        |           |
| Area Junior Record     | <b>AJR</b>  | National Junior Record | <b>NJR</b> | Personal Best | <b>PB</b>      | Season Best | <b>SB</b> |

23 July 2014

| RANK | PLACE | GROUP | BIB  | NAME                 | COUNTRY | DATE of BIRTH | RESULT |               |
|------|-------|-------|------|----------------------|---------|---------------|--------|---------------|
| 1    | 1     | B     | 602  | Mathias AKO          | FRA     | 28 Jul 95     | 5.00   | <b>PB</b> 910 |
| 2    | 2     | B     | 1576 | Harrison WILLIAMS    | USA     | 07 Mar 96     | 4.90   | <b>SB</b> 880 |
| 3    | 3     | B     | 147  | Cedric DUBLER        | AUS     | 13 Jan 95     | 4.80   | <b>PB</b> 849 |
| 4    | 4     | B     | 690  | Fabian CHRIST        | GER     | 18 Sep 95     | 4.80   | 849           |
| 5    | 1     | A     | 710  | Tim NOWAK            | GER     | 13 Aug 95     | 4.70   | <b>PB</b> 819 |
| 6    | 5     | B     | 244  | Benjamin HOUGARDY    | BEL     | 08 Dec 95     | 4.60   | <b>PB</b> 790 |
| 6    | 5     | B     | 1295 | Evgeniy LIKHANOV     | RUS     | 10 Jan 95     | 4.60   | <b>SB</b> 790 |
| 8    | 7     | B     | 1290 | Roman KONDRATYEV     | RUS     | 15 May 95     | 4.60   | <b>PB</b> 790 |
| 9    | 8     | B     | 159  | David THOMSON        | AUS     | 08 Oct 95     | 4.50   | 760           |
| 10   | 2     | A     | 449  | Jan DOLEŽAL          | CZE     | 06 Jun 96     | 4.50   | <b>PB</b> 760 |
| 11   | 9     | B     | 587  | Elmo SAVOLA          | FIN     | 10 Mar 95     | 4.50   | 760           |
| 12   | 3     | A     | 1355 | Jan DEUBER           | SUI     | 14 Feb 95     | 4.50   | <b>PB</b> 760 |
| 13   | 10    | B     | 376  | Qunhao WANG          | CHN     | 03 Feb 95     | 4.40   | 731           |
| 14   | 11    | B     | 1090 | Sybren BLOK          | NED     | 25 Jun 96     | 4.40   | 731           |
| 15   | 12    | B     | 1394 | Fredrik SAMUELSSON   | SWE     | 16 Feb 95     | 4.40   | <b>SB</b> 731 |
| 16   | 13    | B     | 455  | Jirí SÝKORA          | CZE     | 20 Jan 95     | 4.40   | 731           |
| 17   | 14    | B     | 1388 | Andreas GUSTAFSSON   | SWE     | 08 Apr 97     | 4.40   | <b>PB</b> 731 |
| 18   | 4     | A     | 1550 | Gabriel MOORE        | USA     | 10 Jan 96     | 4.30   | <b>PB</b> 702 |
| 19   | 5     | A     | 547  | Taavi TŠERNJAVSKI    | EST     | 04 Mar 95     | 4.30   | 702           |
| 20   | 6     | A     | 530  | Pablo TRESOLÍ        | ESP     | 04 Mar 95     | 4.20   | <b>PB</b> 673 |
| 21   | 7     | A     | 1132 | Karsten WARHOLM      | NOR     | 28 Feb 96     | 4.20   | <b>PB</b> 673 |
| 21   | 15    | B     | 1265 | Fredriech PRETORIUS  | RSA     | 04 Aug 95     | 4.20   | 673           |
| 23   | 8     | A     | 1353 | Luca BERNASCHINA     | SUI     | 30 Jun 95     | 4.20   | <b>PB</b> 673 |
| 24   | 9     | A     | 659  | David HALL           | GBR     | 25 Apr 95     | 4.10   | <b>PB</b> 645 |
| 25   | 10    | A     | 288  | Alex SOARES          | BRA     | 02 Feb 95     | 4.10   | 645           |
| 26   | 16    | B     | 1099 | Loek VAN ZEVENBERGEN | NED     | 05 Aug 96     | 4.00   | 617           |
| 27   | 11    | A     | 427  | Santiago A. FORD     | CUB     | 25 Aug 97     | 3.90   | <b>PB</b> 590 |
| 28   | 12    | A     | 1068 | Felipe RUIZ          | MEX     | 20 Feb 95     | 3.80   | 562           |
|      |       | A     | 529  | Carlos SÁNCHEZ       | ESP     | 21 Mar 96     | NM     | 0             |
|      |       | A     | 287  | Jefferson SANTOS     | BRA     | 30 Aug 95     | NM     | 0             |
|      |       | B     | 260  | Yuriy YERYOMICH      | BLR     | 24 Apr 95     | NM     | 0             |
|      |       | A     | 1349 | Aleksandar GRNOVIC   | SRB     | 09 Jan 96     | DNS    |               |
|      |       | A     | 840  | Simone FASSINA       | ITA     | 19 Oct 96     | DNS    |               |

# RESULTS



## Pole Vault Men - Decathlon Junior

| RECORDS      | RESULT NAME          | COUNTRY      | AGE | VENUE          | DATE         |
|--------------|----------------------|--------------|-----|----------------|--------------|
| WB <b>WB</b> | 5.30 Benjamin JENSEN | NOR          | 19  | Hyvinkää       | 3 Aug 1994   |
| CB <b>CB</b> | 5.10 Benjamin JENSEN | NOR          | 19  | Lisboa         | 21 Jul 1994  |
| CB <b>CB</b> | 5.10 Štěpán JANACEK  | CZE          | 19  | Sydney (SOPAC) | 1996         |
| AR <b>AR</b> |                      | NR <b>NR</b> |     | PB <b>PB</b>   | SB <b>SB</b> |

**Group A**

23 July 2014 14:05 START TIME 14° C 88 %  
 TEMPERATURE HUMIDITY  
 17:28 END TIME 18° C 64 %

| PLACE | BIB  | NAME               | COUNTRY | DATE of BIRTH | ORDER | RESULT |           | 3.00 | 3.10 | 3.20 | 3.30 | 3.40 | 3.50 | 3.60 | 3.70 | 3.80 | 3.90 | 4.00 | POINTS | TOTAL |
|-------|------|--------------------|---------|---------------|-------|--------|-----------|------|------|------|------|------|------|------|------|------|------|------|--------|-------|
|       |      |                    |         |               |       |        |           | 4.10 | 4.20 | 4.30 | 4.40 | 4.50 | 4.60 | 4.70 | 4.80 |      |      |      |        |       |
| 1     | 710  | Tim NOWAK          | GER     | 13 Aug 95     | 11    | 4.70   | <b>PB</b> | -    | -    | -    | -    | -    | -    | -    | -    | -    | -    | -    | 819    | 6604  |
| 2     | 449  | Jan DOLEŽAL        | CZE     | 06 Jun 96     | 5     | 4.50   | <b>PB</b> | -    | -    | 0    | -    | XO   | XO   | XO   | XXX  |      | 0    | 0    | 760    | 6333  |
| 3     | 1355 | Jan DEUBER         | SUI     | 14 Feb 95     | 8     | 4.50   | <b>PB</b> | -    | -    | -    | -    | -    | -    | XO   | -    | XO   | -    | 0    | 760    | 6172  |
| 4     | 1550 | Gabriel MOORE      | USA     | 10 Jan 96     | 6     | 4.30   | <b>PB</b> | -    | -    | -    | -    | 0    | -    | -    | 0    | 0    | -    | 0    | 702    | 6352  |
| 5     | 547  | Taavi TŠERNJAVSKI  | EST     | 04 Mar 95     | 16    | 4.30   |           | 0    | 0    | XO   | XXX  |      |      |      |      |      |      | 702  | 6201   |       |
| 6     | 530  | Pablo TRESOLÍ      | ESP     | 04 Mar 95     | 2     | 4.20   | <b>PB</b> | -    | -    | -    | -    | -    | XO   | -    | 0    | -    | XO   | XO   | 673    | 5829  |
| 7     | 1132 | Karsten WARHOLM    | NOR     | 28 Feb 96     | 3     | 4.20   | <b>PB</b> | XO   | 0    | XXX  |      |      |      |      |      |      |      | 673  | 6453   |       |
| 8     | 1353 | Luca BERNASCHINA   | SUI     | 30 Jun 95     | 10    | 4.20   | <b>PB</b> | -    | -    | -    | -    | 0    | 0    | 0    | 0    | 0    | XO   | 0    | 673    | 6022  |
| 9     | 659  | David HALL         | GBR     | 25 Apr 95     | 7     | 4.10   | <b>PB</b> | 0    | -    | -    | -    | -    | XO   | -    | 0    | -    | 0    | 0    | 645    | 6092  |
| 10    | 288  | Alex SOARES        | BRA     | 02 Feb 95     | 1     | 4.10   |           | 0    | XXX  |      |      |      |      |      |      |      |      | 645  | 6061   |       |
| 11    | 427  | Santiago A. FORD   | CUB     | 25 Aug 97     | 4     | 3.90   | <b>PB</b> | -    | 0    | 0    | -    | 0    | -    | XXO  | XO   | 0    | XXO  | XXX  | 590    | 5891  |
| 12    | 1068 | Felipe RUIZ        | MEX     | 20 Feb 95     | 9     | 3.80   |           | -    | -    | -    | -    | -    | -    | 0    | -    | 0    | -    | XXX  | 562    | 5104  |
|       | 529  | Carlos SÁNCHEZ     | ESP     | 21 Mar 96     | 14    | NM     |           | -    | -    | -    | -    | -    | XXX  |      |      |      |      | 0    | 5022   |       |
|       | 287  | Jefferson SANTOS   | BRA     | 30 Aug 95     | 13    | NM     |           | -    | -    | -    | -    | -    | XXX  |      |      |      |      | 0    | 5647   |       |
|       | 840  | Simone FASSINA     | ITA     | 19 Oct 96     | 15    | DNS    |           |      |      |      |      |      |      |      |      |      |      |      | 0      |       |
|       | 1349 | Aleksandar GRNOVIC | SRB     | 09 Jan 96     | 12    | DNS    |           |      |      |      |      |      |      |      |      |      |      |      | 0      |       |





**RESULTS**  
**Pole Vault Men - Decathlon Junior**

**Group B**

23 July 2014 14:10 START TIME 17° C TEMPERATURE 77 % HUMIDITY  
17:34 END TIME 18° C

| PLACE | BIB  | NAME                 | COUNTRY | DATE of BIRTH | ORDER | RESULT      |    | 3.00 | 3.10 | 3.20 | 3.30 | 3.40 | 3.50 | 3.60 | 3.70 | 3.80 | 3.90 | 4.00 | POINTS | TOTAL |      |
|-------|------|----------------------|---------|---------------|-------|-------------|----|------|------|------|------|------|------|------|------|------|------|------|--------|-------|------|
|       |      |                      |         |               |       |             |    | 4.10 | 4.20 | 4.30 | 4.40 | 4.50 | 4.60 | 4.70 | 4.80 | 4.90 | 5.00 | 5.10 |        |       |      |
| 1     | 602  | Mathias AKO          | FRA     | 28 Jul 95     | 12    | <b>5.00</b> | PB | -    | -    | -    | -    | -    | -    | -    | -    | -    | -    | -    | 910    | 6493  |      |
| 2     | 1576 | Harrison WILLIAMS    | USA     | 07 Mar 96     | 9     | <b>4.90</b> | SB | -    | -    | -    | -    | XO   | -    | XXO  | 0    | XO   | XXO  | XXX  | 880    | 6404  |      |
| 3     | 147  | Cedric DUBLER        | AUS     | 13 Jan 95     | 17    | <b>4.80</b> | PB | -    | -    | XO   | -    | 0    | 0    | 0    | XO   | XO   | XXX  | -    | 849    | 6771  |      |
| 4     | 690  | Fabian CHRIST        | GER     | 18 Sep 95     | 16    | <b>4.80</b> |    | -    | -    | 0    | -    | 0    | XO   | XXO  | 0    | XXX  | -    | -    | 849    | 6355  |      |
| 5     | 244  | Benjamin HOUGARDY    | BEL     | 08 Dec 95     | 2     | <b>4.60</b> | PB | -    | -    | -    | -    | -    | -    | -    | -    | -    | -    | 0    | 790    | 5833  |      |
| 5     | 1295 | Evgeniy LIKHANOV     | RUS     | 10 Jan 95     | 10    | <b>4.60</b> | SB | 0    | -    | XO   | 0    | 0    | 0    | XXX  | -    | -    | -    | 0    | 790    | 6492  |      |
| 7     | 1290 | Roman KONDRATYEV     | RUS     | 15 May 95     | 5     | <b>4.60</b> | PB | 0    | 0    | 0    | 0    | XO   | 0    | XXX  | -    | -    | -    | 0    | 790    | 6610  |      |
| 8     | 159  | David THOMSON        | AUS     | 08 Oct 95     | 1     | <b>4.50</b> |    | -    | -    | -    | -    | -    | -    | -    | -    | -    | -    | -    | 760    | 6045  |      |
| 9     | 587  | Elmo SAVOLA          | FIN     | 10 Mar 95     | 15    | <b>4.50</b> |    | -    | -    | -    | -    | -    | -    | -    | -    | -    | -    | 0    | 760    | 5988  |      |
| 10    | 376  | Qunhao WANG          | CHN     | 03 Feb 95     | 3     | <b>4.40</b> |    | -    | 0    | 0    | XXO  | XO   | XXX  | -    | -    | -    | -    | 0    | 731    | 6168  |      |
| 11    | 1090 | Sybren BLOK          | NED     | 25 Jun 96     | 7     | <b>4.40</b> |    | -    | XO   | -    | 0    | XXX  | -    | -    | -    | -    | -    | -    | 731    | 5944  |      |
| 12    | 1394 | Fredrik SAMUELSSON   | SWE     | 16 Feb 95     | 8     | <b>4.40</b> | SB | XO   | -    | XO   | 0    | XXX  | -    | -    | -    | -    | -    | -    | 731    | 6192  |      |
| 13    | 455  | Jirí SÝKORA          | CZE     | 20 Jan 95     | 13    | <b>4.40</b> |    | -    | -    | -    | -    | -    | -    | -    | -    | -    | -    | 0    | 731    | 6722  |      |
| 14    | 1388 | Andreas GUSTAFSSON   | SWE     | 08 Apr 97     | 4     | <b>4.40</b> | PB | -    | XXO  | 0    | XO   | XXX  | -    | -    | -    | -    | -    | -    | 731    | 5839  |      |
| 15    | 1265 | Fredriech PRETORIUS  | RSA     | 04 Aug 95     | 11    | <b>4.20</b> |    | 0    | 0    | 0    | XXO  | XXX  | -    | -    | -    | -    | -    | XXO  | 673    | 6345  |      |
| 16    | 1099 | Loek VAN ZEVENBERGEN | NED     | 05 Aug 96     | 6     | <b>4.00</b> |    | -    | XO   | XXX  | -    | -    | -    | -    | -    | -    | -    | XO   | 0      | 617   | 5937 |
|       | 260  | Yuriy YERYOMICH      | BLR     | 24 Apr 95     | 14    | <b>NM</b>   |    | XXX  | -    | -    | -    | -    | -    | -    | -    | -    | -    | XXX  | 0      | 5493  |      |





# DECATHLON JUNIOR SUMMARY AFTER 8 EVENTS

| RECORDS                         | RESULT      | NAME             | COUNTRY | AGE | VENUE              | DATE        |
|---------------------------------|-------------|------------------|---------|-----|--------------------|-------------|
| World Junior Record <b>WJR</b>  | <b>8397</b> | Torsten VOSS     | GDR     | 19  | Erfurt             | 7 Jul 1982  |
| Championships Record <b>CR</b>  | <b>8059</b> | Arkadiy VASILYEV | RUS     | 19  | Beijing (CSC)      | 17 Aug 2006 |
| World Junior Leading <b>WJL</b> | <b>8047</b> | Jirí SÝKORA      | CZE     | 19  | Praha (ASK Slavia) | 25 May 2014 |

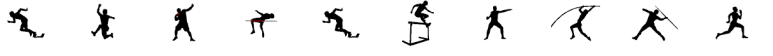
22-23 July 2014

| PLACE | BIB  | NAME                | COUNTRY | POINTS      | POINTS BEHIND LEADER | EVENTS                   |                                      |                                |                               |                                |                                       |                                |                               |               |             |  |  |  |  |
|-------|------|---------------------|---------|-------------|----------------------|--------------------------|--------------------------------------|--------------------------------|-------------------------------|--------------------------------|---------------------------------------|--------------------------------|-------------------------------|---------------|-------------|--|--|--|--|
|       |      |                     |         |             |                      | 100 Metres               | Long Jump                            | Shot Put (6kg)                 | High Jump                     | 400 Metres                     | 110m Hurdles                          | Discus Throw                   | Pole Vault                    | Javelin Throw | 1500 Metres |  |  |  |  |
| 1     | 147  | Cedric DUBLER       | AUS     | <b>6771</b> |                      | 10.80 (+0.6)<br>906 (3)  | 7.74 (+1.2)<br>1901 (2)              | 13.02<br>2569 (4)              | 2.09<br>3456 (2)              | 48.75<br>4329 (1)              | 14.08 (-0.5)<br>5293 (1)              | 38.25<br>5922 (2)              | 4.80<br>6771 (1)              |               |             |  |  |  |  |
| 2     | 455  | Jirí SÝKORA         | CZE     | <b>6722</b> | -49                  | 10.92 (+0.5)<br>878 (7)  | 7.35 (+2.0)<br>898 (6)<br>1776 (5)   | 15.50<br>820 (1)<br>2596 (1)   | 1.94<br>749 (16)<br>3345 (4)  | 49.00<br>861 (6)<br>4206 (5)   | 14.23 (-0.1)<br>945 (6)<br>5151 (4)   | 48.55<br>840 (1)<br>5991 (1)   | 4.40<br>731 (16)<br>6722 (2)  |               |             |  |  |  |  |
| 3     | 1290 | Roman KONDRATYEV    | RUS     | <b>6610</b> | -161                 | 10.88 (+0.5)<br>888 (5)  | 7.29 (+2.4)<br>883 (8)<br>1771 (7)   | 14.93<br>785 (3)<br>2556 (5)   | 2.03<br>831 (4)<br>3387 (3)   | 49.25<br>849 (8)<br>4236 (4)   | 14.04 (-0.5)<br>969 (1)<br>5205 (2)   | 37.56<br>615 (14)<br>5820 (3)  | 4.60<br>790 (8)<br>6610 (3)   |               |             |  |  |  |  |
| 4     | 710  | Tim NOWAK           | GER     | <b>6604</b> | -167                 | 11.09 (+1.4)<br>841 (19) | 7.16 (+1.4)<br>852 (14)<br>1693 (14) | 14.47<br>757 (8)<br>2450 (11)  | 2.03<br>831 (6)<br>3281 (7)   | 49.60<br>833 (11)<br>4114 (7)  | 14.14 (-0.6)<br>957 (3)<br>5071 (6)   | 42.42<br>714 (7)<br>5785 (4)   | 4.70<br>819 (5)<br>6604 (4)   |               |             |  |  |  |  |
| 5     | 602  | Mathias AKO         | FRA     | <b>6493</b> | -278                 | 11.01 (+2.0)<br>858 (14) | 7.27 (+1.8)<br>878 (9)<br>1736 (11)  | 13.98<br>727 (13)<br>2463 (9)  | 1.85<br>670 (25)<br>3133 (14) | 51.72<br>737 (31)<br>3870 (22) | 14.47 (-0.1)<br>915 (11)<br>4785 (19) | 46.49<br>798 (2)<br>5583 (10)  | 5.00<br>910 (1)<br>6493 (5)   |               |             |  |  |  |  |
| 6     | 1295 | Evgeniy LIKHANOV    | RUS     | <b>6492</b> | -279                 | 11.01 (+1.4)<br>858 (14) | 7.72 (+2.0)<br>990 (3)<br>1848 (4)   | 14.19<br>740 (9)<br>2588 (2)   | 2.09<br>887 (1)<br>3475 (1)   | 50.18<br>806 (16)<br>4281 (2)  | 14.87 (-0.1)<br>865 (22)<br>5146 (5)  | 34.64<br>556 (24)<br>5702 (6)  | 4.60<br>790 (6)<br>6492 (6)   |               |             |  |  |  |  |
| 7     | 1132 | Karsten WARHOLM     | NOR     | <b>6453</b> | -318                 | 10.55 (+0.5)<br>963 (1)  | 7.53 (+2.6)<br>942 (4)<br>1905 (1)   | 11.60<br>582 (33)<br>2487 (7)  | 2.00<br>803 (7)<br>3290 (6)   | 47.21<br>948 (1)<br>4238 (3)   | 14.14 (-0.5)<br>957 (3)<br>5195 (3)   | 36.05<br>585 (18)<br>5780 (5)  | 4.20<br>673 (21)<br>6453 (7)  |               |             |  |  |  |  |
| 8     | 1576 | Harrison WILLIAMS   | USA     | <b>6404</b> | -367                 | 10.75 (+2.0)<br>917 (2)  | 6.80 (+0.7)<br>767 (25)<br>1684 (16) | 13.53<br>700 (18)<br>2384 (16) | 1.94<br>749 (16)<br>3133 (13) | 48.21<br>899 (4)<br>4032 (10)  | 14.37 (-0.9)<br>927 (9)<br>4959 (10)  | 35.09<br>565 (22)<br>5524 (12) | 4.90<br>880 (2)<br>6404 (8)   |               |             |  |  |  |  |
| 9     | 690  | Fabian CHRIST       | GER     | <b>6355</b> | -416                 | 10.99 (+0.5)<br>863 (12) | 7.18 (+0.6)<br>857 (11)<br>1720 (12) | 12.58<br>642 (29)<br>2362 (21) | 1.94<br>749 (16)<br>3111 (17) | 47.67<br>925 (2)<br>4036 (9)   | 14.39 (-0.5)<br>925 (10)<br>4961 (9)  | 34.07<br>545 (26)<br>5506 (13) | 4.80<br>849 (4)<br>6355 (9)   |               |             |  |  |  |  |
| 10    | 1550 | Gabriel MOORE       | USA     | <b>6352</b> | -419                 | 10.98 (+2.0)<br>865 (11) | 7.01 (+1.8)<br>816 (24)<br>1681 (17) | 13.41<br>692 (20)<br>2373 (17) | 1.97<br>776 (12)<br>3149 (12) | 49.01<br>861 (7)<br>4010 (12)  | 14.82 (-0.6)<br>871 (19)<br>4881 (11) | 45.09<br>769 (6)<br>5650 (8)   | 4.30<br>702 (18)<br>6352 (10) |               |             |  |  |  |  |
| 11    | 1265 | Fredriech PRETORIUS | RSA     | <b>6345</b> | -426                 | 11.05 (+1.0)<br>850 (17) | 7.31 (+0.4)<br>888 (10)<br>1738 (10) | 13.94<br>725 (14)<br>2463 (10) | 1.97<br>776 (14)<br>3239 (8)  | 49.41<br>842 (9)<br>4081 (8)   | 14.20 (-0.5)<br>949 (5)<br>5030 (8)   | 38.90<br>642 (12)<br>5672 (7)  | 4.20<br>673 (21)<br>6345 (11) |               |             |  |  |  |  |
| 12    | 449  | Jan DOLEŽAL         | CZE     | <b>6333</b> | -438                 | 11.03 (+1.0)<br>854 (16) | 6.97 (+0.3)<br>807 (18)<br>1661 (19) | 14.74<br>774 (4)<br>2435 (12)  | 1.76<br>593 (31)<br>3028 (24) | 49.94<br>817 (13)<br>3845 (24) | 14.25 (-0.9)<br>942 (7)<br>4787 (18)  | 45.91<br>786 (5)<br>5573 (11)  | 4.50<br>760 (10)<br>6333 (12) |               |             |  |  |  |  |
| 13    | 547  | Taavi TŠERNJAVSKI   | EST     | <b>6201</b> | -570                 | 11.19 (+1.4)<br>819 (23) | 6.85 (-0.1)<br>778 (22)<br>1597 (24) | 14.73<br>773 (5)<br>2370 (18)  | 1.91<br>723 (24)<br>3093 (21) | 50.48<br>793 (23)<br>3886 (20) | 15.23 (-0.6)<br>822 (27)<br>4708 (23) | 46.16<br>791 (3)<br>5499 (14)  | 4.30<br>702 (19)<br>6201 (13) |               |             |  |  |  |  |
| 14    | 1394 | Fredrik SAMUELSSON  | SWE     | <b>6192</b> | -579                 | 11.20 (+1.0)<br>817 (24) | 7.03 (+1.7)<br>821 (16)<br>1638 (21) | 14.62<br>766 (6)<br>2404 (14)  | 1.94<br>749 (16)<br>3153 (10) | 50.74<br>781 (24)<br>3934 (14) | 14.90 (-0.6)<br>862 (23)<br>4796 (17) | 40.02<br>665 (10)<br>5461 (16) | 4.40<br>731 (15)<br>6192 (14) |               |             |  |  |  |  |
| 15    | 1355 | Jan DEUBER          | SUI     | <b>6172</b> | -599                 | 10.95 (+0.6)<br>872 (9)  | 7.27 (+0.5)<br>878 (19)<br>1750 (8)  | 12.76<br>653 (26)<br>2403 (15) | 1.91<br>723 (23)<br>3126 (15) | 50.21<br>805 (17)<br>3931 (15) | 14.60 (-0.5)<br>899 (14)<br>4830 (14) | 35.90<br>582 (19)<br>5412 (19) | 4.50<br>760 (12)<br>6172 (15) |               |             |  |  |  |  |
| 16    | 376  | Qunhao WANG         | CHN     | <b>6168</b> | -603                 | 11.45 (+0.6)<br>763 (32) | 6.87 (0.0)<br>783 (21)<br>1546 (29)  | 12.59<br>642 (28)<br>2188 (30) | 1.97<br>776 (9)<br>2964 (27)  | 49.63<br>832 (12)<br>3796 (25) | 14.52 (-0.6)<br>908 (12)<br>4704 (24) | 36.86<br>601 (16)<br>5305 (22) | 4.40<br>731 (13)<br>6168 (16) |               |             |  |  |  |  |



**DECATHLON JUNIOR SUMMARY AFTER 8 EVENTS**

22-23 July 2014



| PLACE | BIB  | NAME                 | COUNTRY | POINTS      | POINTS BEHIND LEADER | 100 Metres               | Long Jump                                   | Shot Put (6kg)                        | High Jump                            | 400 Metres                            | 110m Hurdles                                 | Discus Throw                          | Pole Vault                           | Javelin Throw | 1500 Metres |
|-------|------|----------------------|---------|-------------|----------------------|--------------------------|---|---------------------------------------|--------------------------------------|---------------------------------------|--|---------------------------------------|--------------------------------------|---------------|-------------|
| 17    | 659  | David HALL           | GBR     | <b>6092</b> | -679                 | 10.89 (+1.0)<br>885 (6)  | 6.66 (+2.2)<br>734 (29)<br><b>1619</b> (23) | 13.62<br>705 (16)<br><b>2324</b> (23) | 1.97<br>776 (11)<br><b>3100</b> (19) | 47.85<br>916 (3)<br><b>4016</b> (11)  | 14.98 (-0.9)<br>852 (24)<br><b>4868</b> (12) | 35.77<br>579 (20)<br><b>5447</b> (17) | 4.10<br>645 (24)<br><b>6092</b> (17) |               |             |
| 18    | 288  | Alex SOARES          | BRA     | <b>6061</b> | -710                 | 11.20 (+0.6)<br>817 (24) | 7.18 (0.0)<br>857 (12)<br><b>1674</b> (18)  | 15.21<br>803 (2)<br><b>2477</b> (8)   | 1.79<br>619 (28)<br><b>3096</b> (20) | 50.16<br>807 (15)<br><b>3903</b> (19) | 14.86 (-0.1)<br>867 (21)<br><b>4770</b> (20) | 39.07<br>646 (11)<br><b>5416</b> (18) | 4.10<br>645 (25)<br><b>6061</b> (18) |               |             |
| 19    | 159  | David THOMSON        | AUS     | <b>6045</b> | -726                 | 11.37 (+2.0)<br>780 (30) | 6.96 (+3.3)<br>804 (20)<br><b>1584</b> (25) | 13.86<br>720 (15)<br><b>2304</b> (24) | 1.97<br>776 (9)<br><b>3080</b> (23)  | 51.00<br>769 (25)<br><b>3849</b> (23) | 15.84 (-0.6)<br>751 (31)<br><b>4600</b> (26) | 40.99<br>685 (8)<br><b>5285</b> (24)  | 4.50<br>760 (19)<br><b>6045</b> (19) |               |             |
| 20    | 1353 | Luca BERNASCHINA     | SUI     | <b>6022</b> | -749                 | 11.09 (+0.6)<br>841 (19) | 7.39 (+2.5)<br>908 (5)<br><b>1749</b> (9)   | 14.50<br>759 (7)<br><b>2508</b> (6)   | 1.82<br>644 (27)<br><b>3152</b> (11) | 51.29<br>756 (27)<br><b>3908</b> (18) | 14.66 (-0.1)<br>891 (15)<br><b>4799</b> (16) | 34.34<br>550 (25)<br><b>5349</b> (20) | 4.20<br>673 (23)<br><b>6022</b> (20) |               |             |
| 21    | 587  | Elmo SAVOLA          | FIN     | <b>5988</b> | -783                 | 11.08 (+1.4)<br>843 (18) | 6.99 (+1.1)<br>811 (17)<br><b>1654</b> (20) | 13.22<br>681 (21)<br><b>2335</b> (22) | 1.97<br>776 (13)<br><b>3111</b> (18) | 50.37<br>798 (21)<br><b>3909</b> (17) | 14.53 (-0.1)<br>907 (13)<br><b>4816</b> (15) | 27.32<br>412 (31)<br><b>5228</b> (25) | 4.50<br>760 (11)<br><b>5988</b> (21) |               |             |
| 22    | 1090 | Sybren BLOK          | NED     | <b>5944</b> | -827                 | 10.99 (+0.5)<br>863 (12) | 6.80 (+1.1)<br>767 (26)<br><b>1630</b> (22) | 14.19<br>740 (10)<br><b>2370</b> (19) | 1.79<br>619 (30)<br><b>2989</b> (25) | 51.91<br>729 (32)<br><b>3718</b> (27) | 15.29 (-0.5)<br>815 (28)<br><b>4533</b> (28) | 40.78<br>680 (9)<br><b>5213</b> (26)  | 4.40<br>731 (14)<br><b>5944</b> (22) |               |             |
| 23    | 1099 | Loek VAN ZEVENBERGEN | NED     | <b>5937</b> | -834                 | 10.87 (+1.0)<br>890 (4)  | 7.29 (+1.4)<br>883 (7)<br><b>1773</b> (6)   | 11.78<br>593 (32)<br><b>2366</b> (20) | 1.94<br>749 (21)<br><b>3115</b> (16) | 50.21<br>805 (17)<br><b>3920</b> (16) | 15.31 (-0.9)<br>812 (29)<br><b>4732</b> (22) | 36.23<br>588 (17)<br><b>5320</b> (21) | 4.00<br>617 (26)<br><b>5937</b> (23) |               |             |
| 24    | 427  | Santiago A. FORD     | CUB     | <b>5891</b> | -880                 | 11.26 (+0.6)<br>804 (28) | 6.71 (-1.0)<br>746 (28)<br><b>1550</b> (27) | 13.55<br>701 (17)<br><b>2251</b> (26) | 2.03<br>831 (3)<br><b>3082</b> (22)  | 50.27<br>802 (19)<br><b>3884</b> (21) | 14.75 (-0.6)<br>880 (17)<br><b>4764</b> (21) | 33.65<br>537 (27)<br><b>5301</b> (23) | 3.90<br>590 (27)<br><b>5891</b> (24) |               |             |
| 25    | 1388 | Andreas GUSTAFSSON   | SWE     | <b>5839</b> | -932                 | 11.21 (+0.5)<br>814 (26) | 6.74 (+2.7)<br>753 (27)<br><b>1567</b> (26) | 12.86<br>659 (25)<br><b>2226</b> (27) | 1.94<br>749 (22)<br><b>2975</b> (26) | 50.44<br>794 (22)<br><b>3769</b> (26) | 14.73 (-0.6)<br>882 (16)<br><b>4651</b> (25) | 29.60<br>457 (29)<br><b>5108</b> (28) | 4.40<br>731 (17)<br><b>5839</b> (25) |               |             |
| 26    | 244  | Benjamin HOUGARDY    | BEL     | <b>5833</b> | -938                 | 11.65 (+2.0)<br>721 (33) | 6.84 (+1.8)<br>776 (23)<br><b>1497</b> (32) | 12.16<br>616 (31)<br><b>2113</b> (31) | 2.03<br>831 (4)<br><b>2944</b> (28)  | 51.39<br>752 (29)<br><b>3696</b> (29) | 15.67 (-0.6)<br>770 (30)<br><b>4466</b> (30) | 35.68<br>577 (21)<br><b>5043</b> (29) | 4.60<br>790 (6)<br><b>5833</b> (26)  |               |             |
| 27    | 530  | Pablo TRESCOLÍ       | ESP     | <b>5829</b> | -942                 | 11.21 (+0.6)<br>814 (26) | 6.55 (+2.2)<br>709 (32)<br><b>1523</b> (31) | 13.10<br>673 (23)<br><b>2196</b> (29) | 1.85<br>670 (26)<br><b>2866</b> (29) | 49.43<br>841 (10)<br><b>3707</b> (28) | 15.02 (-0.6)<br>847 (25)<br><b>4554</b> (27) | 36.91<br>602 (15)<br><b>5156</b> (27) | 4.20<br>673 (20)<br><b>5829</b> (27) |               |             |
| 28    | 287  | Jefferson SANTOS     | BRA     | <b>5647</b> | -1124                | 11.12 (+1.4)<br>834 (21) | 7.18 (+1.3)<br>857 (13)<br><b>1691</b> (15) | 14.05<br>731 (12)<br><b>2422</b> (13) | 2.00<br>803 (8)<br><b>3225</b> (9)   | 51.37<br>753 (28)<br><b>3978</b> (13) | 14.75 (-0.1)<br>880 (17)<br><b>4858</b> (13) | 46.09<br>789 (4)<br><b>5647</b> (9)   | NM<br>0<br><b>5647</b> (28)          |               |             |
| 29    | 260  | Yuriy YERYOMICH      | BLR     | <b>5493</b> | -1278                | 10.92 (+0.5)<br>878 (7)  | 7.80 (+2.1)<br>1010 (1)<br><b>1888</b> (3)  | 13.50<br>698 (19)<br><b>2586</b> (3)  | 1.94<br>749 (15)<br><b>3335</b> (5)  | 50.35<br>799 (20)<br><b>4134</b> (6)  | 14.36 (-0.6)<br>929 (8)<br><b>5063</b> (7)   | 28.24<br>430 (30)<br><b>5493</b> (15) | NM<br>0<br><b>5493</b> (29)          |               |             |
| 30    | 1068 | Felipe RUIZ          | MEX     | <b>5104</b> | -1667                | 11.74 (+2.0)<br>703 (34) | 6.04 (+2.1)<br>595 (34)<br><b>1298</b> (34) | 12.68<br>648 (27)<br><b>1946</b> (33) | 1.73<br>569 (32)<br><b>2515</b> (33) | 51.56<br>744 (30)<br><b>3259</b> (33) | 15.86 (-0.9)<br>749 (32)<br><b>4008</b> (32) | 33.51<br>534 (28)<br><b>4542</b> (31) | 3.80<br>562 (28)<br><b>5104</b> (30) |               |             |
| 31    | 529  | Carlos SÁNCHEZ       | ESP     | <b>5022</b> | -1749                | 11.16 (+1.0)<br>825 (22) | 6.55 (+1.6)<br>709 (31)<br><b>1534</b> (30) | 13.15<br>676 (22)<br><b>2210</b> (28) | 1.79<br>619 (28)<br><b>2829</b> (31) | 51.21<br>760 (26)<br><b>3589</b> (31) | 14.84 (-0.6)<br>869 (20)<br><b>4458</b> (31) | 35.01<br>564 (23)<br><b>5022</b> (30) | NM<br>0<br><b>5022</b> (31)          |               |             |
|       | 1349 | Aleksandar GRNOVIC   | SRB     | <b>DNF</b>  |                      | 11.28 (+1.0)<br>799 (29) | 6.72 (+0.4)<br>748 (30)<br><b>1547</b> (28) | 14.09<br>734 (11)<br><b>2281</b> (25) | 1.73<br>569 (33)<br><b>2850</b> (30) | 49.97<br>816 (14)<br><b>3666</b> (30) | 15.14 (-0.9)<br>833 (26)<br><b>4499</b> (29) | DNS                                   |                                      |               |             |
|       | 840  | Simone FASSINA       | ITA     | <b>DNF</b>  |                      | 11.39 (+1.4)<br>776 (31) | 6.35 (-1.4)<br>664 (33)<br><b>1440</b> (33) | 12.40<br>631 (30)<br><b>2071</b> (32) | 1.94<br>749 (20)<br><b>2820</b> (32) | 52.81<br>690 (33)<br><b>3510</b> (32) | DNS  |                                       |                                      |               |             |
|       | 245  | Vincent STAS         | BEL     | <b>DNF</b>  |                      | 10.95 (+1.4)<br>872 (9)  | 7.13 (+1.3)<br>845 (15)<br><b>1717</b> (13) | DNS                                   |                                      |                                       |  |                                       |                                      |               |             |

Official IAAF Partners

















**DECATHLON JUNIOR SUMMARY AFTER 8 EVENTS**

22-23 July 2014

-  100 Metres
-  Long Jump
-  Shot Put (6kg)
-  High Jump
-  400 Metres
-  110m Hurdles
-  Discus Throw
-  Pole Vault
-  Javelin Throw
-  1500 Metres

| PLACE | BIB | NAME | COUNTRY | POINTS | POINTS BEHIND LEADER |
|-------|-----|------|---------|--------|----------------------|
|-------|-----|------|---------|--------|----------------------|

Official IAAF Partners



# SUMMARY



## Javelin Throw Men - Decathlon Junior

| RECORDS                | RESULT      | NAME                   | COUNTRY    | AGE           | VENUE     | DATE                                    |           |
|------------------------|-------------|------------------------|------------|---------------|-----------|---|-----------|
| World Dec. Junior Best | <b>WDJB</b> | 69.61                  | Jake STEIN | AUS           | 18        | Barcelona (Olympic Stadium) 11 Jul 2012 |           |
| Champ. Decathlon Best  | <b>CDB</b>  | 69.61                  | Jake STEIN | AUS           | 18        | Barcelona (Olympic Stadium) 11 Jul 2012 |           |
| Area Junior Record     | <b>AJR</b>  | National Junior Record | <b>NJR</b> | Personal Best | <b>PB</b> | Season Best                             | <b>SB</b> |

23 July 2014

| RANK | PLACE | GROUP | BIB  | NAME                 | COUNTRY | DATE of BIRTH | RESULT       |           |            |
|------|-------|-------|------|----------------------|---------|---------------|--------------|-----------|------------|
| 1    | 1     | B     | 587  | Elmo SAVOLA          | FIN     | 10 Mar 95     | <b>62.18</b> | <b>PB</b> | <b>771</b> |
| 2    | 1     | A     | 455  | Jirí SÝKORA          | CZE     | 20 Jan 95     | <b>60.56</b> | <b>PB</b> | <b>746</b> |
| 3    | 2     | B     | 710  | Tim NOWAK            | GER     | 13 Aug 95     | <b>59.74</b> |           | <b>734</b> |
| 4    | 3     | B     | 547  | Taavi TŠERNJAVSKI    | EST     | 04 Mar 95     | <b>56.63</b> |           | <b>687</b> |
| 5    | 4     | B     | 1576 | Harrison WILLIAMS    | USA     | 07 Mar 96     | <b>56.31</b> | <b>PB</b> | <b>682</b> |
| 6    | 2     | A     | 1090 | Sybren BLOK          | NED     | 25 Jun 96     | <b>56.06</b> | <b>PB</b> | <b>679</b> |
| 7    | 5     | B     | 1295 | Evgeniy LIKHANOV     | RUS     | 10 Jan 95     | <b>54.83</b> | <b>PB</b> | <b>660</b> |
| 8    | 3     | A     | 427  | Santiago A. FORD     | CUB     | 25 Aug 97     | <b>54.17</b> |           | <b>651</b> |
| 9    | 6     | B     | 147  | Cedric DUBLER        | AUS     | 13 Jan 95     | <b>53.63</b> | <b>PB</b> | <b>642</b> |
| 10   | 4     | A     | 659  | David HALL           | GBR     | 25 Apr 95     | <b>53.53</b> |           | <b>641</b> |
| 11   | 5     | A     | 376  | Qunhao WANG          | CHN     | 03 Feb 95     | <b>53.35</b> |           | <b>638</b> |
| 12   | 7     | B     | 159  | David THOMSON        | AUS     | 08 Oct 95     | <b>52.72</b> |           | <b>629</b> |
| 13   | 6     | A     | 1394 | Fredrik SAMUELSSON   | SWE     | 16 Feb 95     | <b>52.64</b> |           | <b>628</b> |
| 14   | 8     | B     | 1550 | Gabriel MOORE        | USA     | 10 Jan 96     | <b>52.25</b> | <b>PB</b> | <b>622</b> |
| 15   | 7     | A     | 1265 | Fredriech PRETORIUS  | RSA     | 04 Aug 95     | <b>52.05</b> |           | <b>619</b> |
| 16   | 8     | A     | 1068 | Felipe RUIZ          | MEX     | 20 Feb 95     | <b>51.10</b> |           | <b>605</b> |
| 17   | 9     | A     | 530  | Pablo TRESCOLÍ       | ESP     | 04 Mar 95     | <b>50.61</b> | <b>PB</b> | <b>598</b> |
| 18   | 9     | B     | 1355 | Jan DEUBER           | SUI     | 14 Feb 95     | <b>50.44</b> | <b>PB</b> | <b>595</b> |
| 19   | 10    | A     | 288  | Alex SOARES          | BRA     | 02 Feb 95     | <b>50.08</b> |           | <b>590</b> |
| 20   | 10    | B     | 1353 | Luca BERNASCHINA     | SUI     | 30 Jun 95     | <b>49.33</b> |           | <b>579</b> |
| 21   | 11    | A     | 529  | Carlos SÁNCHEZ       | ESP     | 21 Mar 96     | <b>48.56</b> | <b>PB</b> | <b>567</b> |
| 22   | 12    | A     | 1099 | Loek VAN ZEVENBERGEN | NED     | 05 Aug 96     | <b>48.02</b> | <b>PB</b> | <b>559</b> |
| 23   | 11    | B     | 244  | Benjamin HOUGARDY    | BEL     | 08 Dec 95     | <b>47.92</b> | <b>PB</b> | <b>558</b> |
| 24   | 12    | B     | 1290 | Roman KONDRATYEV     | RUS     | 15 May 95     | <b>47.66</b> |           | <b>554</b> |
| 25   | 13    | A     | 1388 | Andreas GUSTAFSSON   | SWE     | 08 Apr 97     | <b>45.44</b> |           | <b>521</b> |
| 26   | 13    | B     | 602  | Mathias AKO          | FRA     | 28 Jul 95     | <b>44.68</b> |           | <b>510</b> |
| 27   | 14    | B     | 1132 | Karsten WARHOLM      | NOR     | 28 Feb 96     | <b>43.77</b> |           | <b>497</b> |
| 28   | 15    | B     | 449  | Jan DOLEŽAL          | CZE     | 06 Jun 96     | <b>37.98</b> |           | <b>413</b> |
|      |       | B     | 690  | Fabian CHRIST        | GER     | 18 Sep 95     | <b>NM</b>    |           | <b>0</b>   |
|      |       | A     | 287  | Jefferson SANTOS     | BRA     | 30 Aug 95     | <b>DNS</b>   |           |            |
|      |       | A     | 260  | Yuriy YERYOMICH      | BLR     | 24 Apr 95     | <b>DNS</b>   |           |            |



# RESULTS



## Javelin Throw Men - Decathlon Junior

| RECORDS                | RESULT      | NAME  | COUNTRY                | AGE        | VENUE         | DATE                                    |
|------------------------|-------------|-------|------------------------|------------|---------------|---|
| World Dec. Junior Best | <b>WDJB</b> | 69.61 | Jake STEIN             | AUS        | 18            | Barcelona (Olympic Stadium) 11 Jul 2012 |
| Champ. Decathlon Best  | <b>CDB</b>  | 69.61 | Jake STEIN             | AUS        | 18            | Barcelona (Olympic Stadium) 11 Jul 2012 |
| Area Junior Record     | <b>AJR</b>  |       | National Junior Record | <b>NJR</b> | Personal Best | <b>PB</b>                               |
|                        |             |       |                        |            | Season Best   | <b>SB</b>                               |

| <b>Group A</b> |      | 23 July 2014         | 17:29   | START TIME    | 18° C       | 64 %                   |       |       |       | POINTS | TOTAL |
|----------------|------|----------------------|---------|---------------|-------------|------------------------|-------|-------|-------|--------|-------|
|                |      |                      | 18:05   | END TIME      | TEMPERATURE | HUMIDITY               |       |       |       |        |       |
|                |      |                      |         |               | 18° C       | 64 %                   |       |       |       |        |       |
| PLACE          | BIB  | NAME                 | COUNTRY | DATE of BIRTH | ORDER       | RESULT                 | 1     | 2     | 3     |        |       |
| 1              | 455  | Jirí SÝKORA          | CZE     | 20 Jan 95     | 14          | <b>60.56</b> <b>PB</b> | 58.00 | 57.66 | 60.56 | 746    | 7468  |
| 2              | 1090 | Sybren BLOK          | NED     | 25 Jun 96     | 10          | <b>56.06</b> <b>PB</b> | 55.16 | 56.06 | 54.81 | 679    | 6623  |
| 3              | 427  | Santiago A. FORD     | CUB     | 25 Aug 97     | 2           | <b>54.17</b>           | 53.81 | 50.20 | 54.17 | 651    | 6542  |
| 4              | 659  | David HALL           | GBR     | 25 Apr 95     | 3           | <b>53.53</b>           | 53.53 | 51.79 | 51.05 | 641    | 6733  |
| 5              | 376  | Qunhao WANG          | CHN     | 03 Feb 95     | 7           | <b>53.35</b>           | 51.54 | 53.35 | 48.19 | 638    | 6806  |
| 6              | 1394 | Fredrik SAMUELSSON   | SWE     | 16 Feb 95     | 11          | <b>52.64</b>           | 52.64 | 50.13 | 52.39 | 628    | 6820  |
| 7              | 1265 | Fredrieck PRETORIUS  | RSA     | 04 Aug 95     | 12          | <b>52.05</b>           | 52.05 | X     | 48.33 | 619    | 6964  |
| 8              | 1068 | Felipe RUIZ          | MEX     | 20 Feb 95     | 4           | <b>51.10</b>           | 51.10 | 48.75 | 46.02 | 605    | 5709  |
| 9              | 530  | Pablo TRESCOLÍ       | ESP     | 04 Mar 95     | 15          | <b>50.61</b> <b>PB</b> | 44.74 | 46.39 | 50.61 | 598    | 6427  |
| 10             | 288  | Alex SOARES          | BRA     | 02 Feb 95     | 1           | <b>50.08</b>           | 48.81 | 49.27 | 50.08 | 590    | 6651  |
| 11             | 529  | Carlos SÁNCHEZ       | ESP     | 21 Mar 96     | 6           | <b>48.56</b> <b>PB</b> | 44.51 | 47.87 | 48.56 | 567    | 5589  |
| 12             | 1099 | Loek VAN ZEVENBERGEN | NED     | 05 Aug 96     | 9           | <b>48.02</b> <b>PB</b> | 42.43 | 42.31 | 48.02 | 559    | 6496  |
| 13             | 1388 | Andreas GUSTAFSSON   | SWE     | 08 Apr 97     | 8           | <b>45.44</b>           | X     | 45.03 | 45.44 | 521    | 6360  |
|                | 260  | Yuriy YERYOMICH      | BLR     | 24 Apr 95     | 13          | <b>DNS</b>             |       |       |       |        | 0     |
|                | 287  | Jefferson SANTOS     | BRA     | 30 Aug 95     | 5           | <b>DNS</b>             |       |       |       |        | 0     |

| <b>Group B</b> |      | 23 July 2014      | 18:48  | START TIME    | 18° C       | 56 %                   |       |       |       | POINTS | TOTAL |
|----------------|------|-------------------|--|---------------|-------------|------------------------|-------|-------|-------|--------|-------|
|                |      |                   | 19:28 <th>END TIME</th> <th>TEMPERATURE</th> <th>HUMIDITY</th> <th colspan="3"></th> <td></td> <td></td> | END TIME      | TEMPERATURE | HUMIDITY               |       |       |       |        |       |
|                |      |                   |  |               | 18° C       | 56 %                   |       |       |       |        |       |
| PLACE          | BIB  | NAME              | COUNTRY  | DATE of BIRTH | ORDER       | RESULT                 | 1     | 2     | 3     |        |       |
| 1              | 587  | Elmo SAVOLA       | FIN  | 10 Mar 95     | 16          | <b>62.18</b> <b>PB</b> | 57.29 | 62.18 | 61.97 | 771    | 6759  |
| 2              | 710  | Tim NOWAK         | GER  | 13 Aug 95     | 1           | <b>59.74</b>           | 59.74 | 53.30 | 59.04 | 734    | 7338  |
| 3              | 547  | Taavi TŠERNJAVSKI | EST  | 04 Mar 95     | 8           | <b>56.63</b>           | 56.63 | 54.44 | 54.43 | 687    | 6888  |
| 4              | 1576 | Harrison WILLIAMS | USA  | 07 Mar 96     | 13          | <b>56.31</b> <b>PB</b> | 49.70 | 49.20 | 56.31 | 682    | 7086  |
| 5              | 1295 | Evgeniy LIKHANOV  | RUS  | 10 Jan 95     | 2           | <b>54.83</b> <b>PB</b> | 53.34 | 54.83 | 50.22 | 660    | 7152  |
| 6              | 147  | Cedric DUBLER     | AUS  | 13 Jan 95     | 9           | <b>53.63</b> <b>PB</b> | 53.63 | 51.97 | 52.16 | 642    | 7413  |
| 7              | 159  | David THOMSON     | AUS  | 08 Oct 95     | 12          | <b>52.72</b>           | 52.72 | 52.00 | 49.64 | 629    | 6674  |
| 8              | 1550 | Gabriel MOORE     | USA  | 10 Jan 96     | 11          | <b>52.25</b> <b>PB</b> | 52.25 | 48.05 | 48.40 | 622    | 6974  |
| 9              | 1355 | Jan DEUBER        | SUI  | 14 Feb 95     | 15          | <b>50.44</b> <b>PB</b> | 50.44 | 43.87 | 49.94 | 595    | 6767  |
| 10             | 1353 | Luca BERNASCHINA  | SUI  | 30 Jun 95     | 5           | <b>49.33</b>           | 48.66 | 49.33 | 47.19 | 579    | 6601  |
| 11             | 244  | Benjamin HOUGARDY | BEL  | 08 Dec 95     | 3           | <b>47.92</b> <b>PB</b> | 47.92 | 39.24 | 45.70 | 558    | 6391  |
| 12             | 1290 | Roman KONDRATYEV  | RUS  | 15 May 95     | 7           | <b>47.66</b>           | 46.49 | 45.87 | 47.66 | 554    | 7164  |
| 13             | 602  | Mathias AKO       | FRA  | 28 Jul 95     | 14          | <b>44.68</b>           | 44.53 | 44.68 | X     | 510    | 7003  |
| 14             | 1132 | Karsten WARHOLM   | NOR  | 28 Feb 96     | 10          | <b>43.77</b>           | 40.86 | 41.02 | 43.77 | 497    | 6950  |
| 15             | 449  | Jan DOLEŽAL       | CZE  | 06 Jun 96     | 6           | <b>37.98</b>           | 37.98 | 37.77 | -     | 413    | 6746  |
|                | 690  | Fabian CHRIST     | GER  | 18 Sep 95     | 4           | <b>NM</b>              | X     | X     | X     | 0      | 6355  |



# DECATHLON JUNIOR SUMMARY AFTER 9 EVENTS

| RECORDS                         | RESULT      | NAME             | COUNTRY | AGE | VENUE              | DATE        |
|---------------------------------|-------------|------------------|---------|-----|--------------------|-------------|
| World Junior Record <b>WJR</b>  | <b>8397</b> | Torsten VOSS     | GDR     | 19  | Erfurt             | 7 Jul 1982  |
| Championships Record <b>CR</b>  | <b>8059</b> | Arkadiy VASILYEV | RUS     | 19  | Beijing (CSC)      | 17 Aug 2006 |
| World Junior Leading <b>WJL</b> | <b>8047</b> | Jirí SÝKORA      | CZE     | 19  | Praha (ASK Slavia) | 25 May 2014 |

22-23 July 2014

| PLACE | BIB  | NAME                | COUNTRY | POINTS      | POINTS BEHIND LEADER |                          |                         |                   |                  |                   |                          |                   |                  |                   |             |  |
|-------|------|---------------------|---------|-------------|----------------------|--------------------------|-------------------------|-------------------|------------------|-------------------|--------------------------|-------------------|------------------|-------------------|-------------|--|
|       |      |                     |         |             |                      | 100 Metres               | Long Jump               | Shot Put (6kg)    | High Jump        | 400 Metres        | 110m Hurdles             | Discus Throw      | Pole Vault       | Javelin Throw     | 1500 Metres |  |
| 1     | 455  | Jirí SÝKORA         | CZE     | <b>7468</b> |                      | 10.92 (+0.5)<br>878 (7)  | 7.35 (+2.0)<br>1776 (5) | 15.50<br>820 (1)  | 1.94<br>749 (16) | 49.00<br>861 (6)  | 14.23 (-0.1)<br>5151 (4) | 48.55<br>5991 (1) | 4.40<br>731 (16) | 60.56<br>746 (2)  |             |  |
| 2     | 147  | Cedric DUBLER       | AUS     | <b>7413</b> | -55                  | 10.80 (+0.6)<br>906 (3)  | 7.74 (+1.2)<br>995 (2)  | 13.02<br>668 (24) | 2.09<br>887 (2)  | 48.75<br>873 (5)  | 14.08 (-0.5)<br>945 (6)  | 38.25<br>629 (13) | 4.80<br>849 (3)  | 53.63<br>642 (9)  |             |  |
| 3     | 710  | Tim NOWAK           | GER     | <b>7338</b> | -130                 | 11.09 (+1.4)<br>841 (19) | 7.16 (+1.4)<br>852 (14) | 14.47<br>757 (8)  | 2.03<br>831 (6)  | 49.60<br>833 (11) | 14.14 (-0.6)<br>957 (3)  | 42.42<br>714 (7)  | 4.70<br>819 (5)  | 59.74<br>734 (3)  |             |  |
| 4     | 1290 | Roman KONDRATYEV    | RUS     | <b>7164</b> | -304                 | 10.88 (+0.5)<br>888 (5)  | 7.29 (+2.4)<br>883 (8)  | 14.93<br>785 (3)  | 2.03<br>831 (4)  | 49.25<br>849 (8)  | 14.04 (-0.5)<br>969 (1)  | 37.56<br>615 (14) | 4.60<br>790 (8)  | 47.66<br>554 (24) |             |  |
| 5     | 1295 | Evgeniy LIKHANOV    | RUS     | <b>7152</b> | -316                 | 11.01 (+1.4)<br>858 (14) | 7.72 (+2.0)<br>990 (3)  | 14.19<br>740 (9)  | 2.09<br>887 (1)  | 50.18<br>806 (16) | 14.87 (-0.1)<br>865 (22) | 34.64<br>556 (24) | 4.60<br>790 (6)  | 54.83<br>660 (7)  |             |  |
| 6     | 1576 | Harrison WILLIAMS   | USA     | <b>7086</b> | -382                 | 10.75 (+2.0)<br>917 (2)  | 6.80 (+0.7)<br>767 (25) | 13.53<br>700 (18) | 1.94<br>749 (16) | 48.21<br>899 (4)  | 14.37 (-0.9)<br>927 (9)  | 35.09<br>565 (22) | 4.90<br>880 (2)  | 56.31<br>682 (5)  |             |  |
| 7     | 602  | Mathias AKO         | FRA     | <b>7003</b> | -465                 | 11.01 (+2.0)<br>858 (14) | 7.27 (+1.8)<br>878 (9)  | 13.98<br>727 (13) | 1.85<br>670 (25) | 51.72<br>737 (31) | 14.47 (-0.1)<br>915 (11) | 46.49<br>798 (2)  | 5.00<br>910 (1)  | 44.68<br>510 (26) |             |  |
| 8     | 1550 | Gabriel MOORE       | USA     | <b>6974</b> | -494                 | 10.98 (+2.0)<br>865 (11) | 7.01 (+1.8)<br>816 (24) | 13.41<br>692 (20) | 1.97<br>776 (12) | 49.01<br>861 (7)  | 14.82 (-0.6)<br>871 (19) | 45.09<br>769 (6)  | 4.30<br>702 (18) | 52.25<br>622 (14) |             |  |
| 9     | 1265 | Fredriech PRETORIUS | RSA     | <b>6964</b> | -504                 | 11.05 (+1.0)<br>850 (17) | 7.31 (+0.4)<br>888 (10) | 13.94<br>725 (14) | 1.97<br>776 (14) | 49.41<br>842 (9)  | 14.20 (-0.5)<br>949 (5)  | 38.90<br>642 (12) | 4.20<br>673 (21) | 52.05<br>619 (15) |             |  |
| 10    | 1132 | Karsten WARHOLM     | NOR     | <b>6950</b> | -518                 | 10.55 (+0.5)<br>963 (1)  | 7.53 (+2.6)<br>942 (4)  | 11.60<br>582 (33) | 2.00<br>803 (7)  | 47.21<br>948 (1)  | 14.14 (-0.5)<br>957 (3)  | 36.05<br>585 (18) | 4.20<br>673 (21) | 43.77<br>497 (27) |             |  |
| 11    | 547  | Taavi TŠERNJAVSKI   | EST     | <b>6888</b> | -580                 | 11.19 (+1.4)<br>819 (23) | 6.85 (-0.1)<br>778 (22) | 14.73<br>773 (5)  | 1.91<br>723 (24) | 50.48<br>793 (23) | 15.23 (-0.6)<br>822 (27) | 46.16<br>791 (3)  | 4.30<br>702 (19) | 56.63<br>687 (4)  |             |  |
| 12    | 1394 | Fredrik SAMUELSSON  | SWE     | <b>6820</b> | -648                 | 11.20 (+1.0)<br>817 (24) | 7.03 (+1.7)<br>821 (16) | 14.62<br>766 (6)  | 1.94<br>749 (16) | 50.74<br>781 (24) | 14.90 (-0.6)<br>862 (23) | 40.02<br>665 (10) | 4.40<br>731 (15) | 52.64<br>628 (13) |             |  |
| 13    | 376  | Qunhao WANG         | CHN     | <b>6806</b> | -662                 | 11.45 (+0.6)<br>763 (32) | 6.87 (0.0)<br>783 (21)  | 12.59<br>642 (28) | 1.97<br>776 (9)  | 49.63<br>832 (12) | 14.52 (-0.6)<br>908 (12) | 36.86<br>601 (16) | 4.40<br>731 (13) | 53.35<br>638 (11) |             |  |
| 14    | 1355 | Jan DEUBER          | SUI     | <b>6767</b> | -701                 | 10.95 (+0.6)<br>872 (9)  | 7.27 (+0.5)<br>878 (19) | 12.76<br>653 (26) | 1.91<br>723 (23) | 50.21<br>805 (17) | 14.60 (-0.5)<br>899 (14) | 35.90<br>582 (19) | 4.50<br>760 (12) | 50.44<br>595 (18) |             |  |
| 15    | 587  | Elmo SAVOLA         | FIN     | <b>6759</b> | -709                 | 11.08 (+1.4)<br>843 (18) | 6.99 (+1.1)<br>811 (17) | 13.22<br>681 (21) | 1.97<br>776 (13) | 50.37<br>798 (21) | 14.53 (-0.1)<br>907 (13) | 27.32<br>412 (31) | 4.50<br>760 (11) | 62.18<br>771 (1)  |             |  |
| 16    | 449  | Jan DOLEŽAL         | CZE     | <b>6746</b> | -722                 | 11.03 (+1.0)<br>854 (16) | 6.97 (+0.3)<br>807 (18) | 14.74<br>774 (4)  | 1.76<br>593 (31) | 49.94<br>817 (13) | 14.25 (-0.9)<br>942 (7)  | 45.91<br>786 (5)  | 4.50<br>760 (10) | 37.98<br>413 (28) |             |  |



**DECATHLON JUNIOR SUMMARY AFTER 9 EVENTS**

22-23 July 2014



| PLACE | BIB  | NAME                 | COUNTRY | POINTS      | POINTS BEHIND LEADER | 100 Metres               | Long Jump                                   | Shot Put (6kg)                        | High Jump                            | 400 Metres                            | 110m Hurdles                                 | Discus Throw                          | Pole Vault                           | Javelin Throw                         | 1500 Metres |
|-------|------|----------------------|---------|-------------|----------------------|--------------------------|---|---------------------------------------|--------------------------------------|---------------------------------------|--|---------------------------------------|--------------------------------------|---------------------------------------|-------------|
|       |      |                      |         |             |                      |                          |   |                                       |                                      |                                       |  |                                       |                                      |                                       |             |
| 17    | 659  | David HALL           | GBR     | <b>6733</b> | -735                 | 10.89 (+1.0)<br>885 (6)  | 6.66 (+2.2)<br>734 (29)<br><b>1619 (23)</b> | 13.62<br>705 (16)<br><b>2324 (23)</b> | 1.97<br>776 (11)<br><b>3100 (19)</b> | 47.85<br>916 (3)<br><b>4016 (11)</b>  | 14.98 (-0.9)<br>852 (24)<br><b>4868 (12)</b> | 35.77<br>579 (20)<br><b>5447 (17)</b> | 4.10<br>645 (24)<br><b>6092 (17)</b> | 53.53<br>641 (10)<br><b>6733 (17)</b> |             |
| 18    | 159  | David THOMSON        | AUS     | <b>6674</b> | -794                 | 11.37 (+2.0)<br>780 (30) | 6.96 (+3.3)<br>804 (20)<br><b>1584 (25)</b> | 13.86<br>720 (15)<br><b>2304 (24)</b> | 1.97<br>776 (9)<br><b>3080 (23)</b>  | 51.00<br>769 (25)<br><b>3849 (23)</b> | 15.84 (-0.6)<br>751 (31)<br><b>4600 (26)</b> | 40.99<br>685 (8)<br><b>5285 (24)</b>  | 4.50<br>760 (9)<br><b>6045 (19)</b>  | 52.72<br>629 (12)<br><b>6674 (18)</b> |             |
| 19    | 288  | Alex SOARES          | BRA     | <b>6651</b> | -817                 | 11.20 (+0.6)<br>817 (24) | 7.18 (0.0)<br>857 (12)<br><b>1674 (18)</b>  | 15.21<br>803 (2)<br><b>2477 (8)</b>   | 1.79<br>619 (28)<br><b>3096 (20)</b> | 50.16<br>807 (15)<br><b>3903 (19)</b> | 14.86 (-0.1)<br>867 (21)<br><b>4770 (20)</b> | 39.07<br>646 (11)<br><b>5416 (18)</b> | 4.10<br>645 (25)<br><b>6061 (18)</b> | 50.08<br>590 (19)<br><b>6651 (19)</b> |             |
| 20    | 1090 | Sybren BLOK          | NED     | <b>6623</b> | -845                 | 10.99 (+0.5)<br>863 (12) | 6.80 (+1.1)<br>767 (26)<br><b>1630 (22)</b> | 14.19<br>740 (10)<br><b>2370 (19)</b> | 1.79<br>619 (30)<br><b>2989 (25)</b> | 51.91<br>729 (32)<br><b>3718 (27)</b> | 15.29 (-0.5)<br>815 (28)<br><b>4533 (28)</b> | 40.78<br>680 (9)<br><b>5213 (26)</b>  | 4.40<br>731 (14)<br><b>5944 (22)</b> | 56.06<br>679 (6)<br><b>6623 (20)</b>  |             |
| 21    | 1353 | Luca BERNASCHINA     | SUI     | <b>6601</b> | -867                 | 11.09 (+0.6)<br>841 (19) | 7.39 (+2.5)<br>908 (5)<br><b>1749 (9)</b>   | 14.50<br>759 (7)<br><b>2508 (6)</b>   | 1.82<br>644 (27)<br><b>3152 (11)</b> | 51.29<br>756 (27)<br><b>3908 (18)</b> | 14.66 (-0.1)<br>891 (15)<br><b>4799 (16)</b> | 34.34<br>550 (25)<br><b>5349 (20)</b> | 4.20<br>673 (23)<br><b>6022 (20)</b> | 49.33<br>579 (20)<br><b>6601 (21)</b> |             |
| 22    | 427  | Santiago A. FORD     | CUB     | <b>6542</b> | -926                 | 11.26 (+0.6)<br>804 (28) | 6.71 (-1.0)<br>746 (28)<br><b>1550 (27)</b> | 13.55<br>701 (17)<br><b>2251 (26)</b> | 2.03<br>831 (3)<br><b>3082 (22)</b>  | 50.27<br>802 (19)<br><b>3884 (21)</b> | 14.75 (-0.6)<br>880 (17)<br><b>4764 (21)</b> | 33.65<br>537 (27)<br><b>5301 (23)</b> | 3.90<br>590 (27)<br><b>5891 (24)</b> | 54.17<br>651 (8)<br><b>6542 (22)</b>  |             |
| 23    | 1099 | Loek VAN ZEVENBERGEN | NED     | <b>6496</b> | -972                 | 10.87 (+1.0)<br>890 (4)  | 7.29 (+1.4)<br>883 (7)<br><b>1773 (6)</b>   | 11.78<br>593 (32)<br><b>2366 (20)</b> | 1.94<br>749 (21)<br><b>3115 (16)</b> | 50.21<br>805 (17)<br><b>3920 (16)</b> | 15.31 (-0.9)<br>812 (29)<br><b>4732 (22)</b> | 36.23<br>588 (17)<br><b>5320 (21)</b> | 4.00<br>617 (26)<br><b>5937 (23)</b> | 48.02<br>559 (22)<br><b>6496 (23)</b> |             |
| 24    | 530  | Pablo TRESCOLÍ       | ESP     | <b>6427</b> | -1041                | 11.21 (+0.6)<br>814 (26) | 6.55 (+2.2)<br>709 (32)<br><b>1523 (31)</b> | 13.10<br>673 (23)<br><b>2196 (29)</b> | 1.85<br>670 (26)<br><b>2866 (29)</b> | 49.43<br>841 (10)<br><b>3707 (28)</b> | 15.02 (-0.6)<br>847 (25)<br><b>4554 (27)</b> | 36.91<br>602 (15)<br><b>5156 (27)</b> | 4.20<br>673 (20)<br><b>5829 (27)</b> | 50.61<br>598 (17)<br><b>6427 (24)</b> |             |
| 25    | 244  | Benjamin HOUARDY     | BEL     | <b>6391</b> | -1077                | 11.65 (+2.0)<br>721 (33) | 6.84 (+1.8)<br>776 (23)<br><b>1497 (32)</b> | 12.16<br>616 (31)<br><b>2113 (31)</b> | 2.03<br>831 (4)<br><b>2944 (28)</b>  | 51.39<br>752 (29)<br><b>3696 (29)</b> | 15.67 (-0.6)<br>770 (30)<br><b>4466 (30)</b> | 35.68<br>577 (21)<br><b>5043 (29)</b> | 4.60<br>790 (6)<br><b>5833 (26)</b>  | 47.92<br>558 (23)<br><b>6391 (25)</b> |             |
| 26    | 1388 | Andreas GUSTAFSSON   | SWE     | <b>6360</b> | -1108                | 11.21 (+0.5)<br>814 (26) | 6.74 (+2.7)<br>753 (27)<br><b>1567 (26)</b> | 12.86<br>659 (25)<br><b>2226 (27)</b> | 1.94<br>749 (22)<br><b>2975 (26)</b> | 50.44<br>794 (22)<br><b>3769 (26)</b> | 14.73 (-0.6)<br>882 (16)<br><b>4651 (25)</b> | 29.60<br>457 (29)<br><b>5108 (28)</b> | 4.40<br>731 (17)<br><b>5839 (25)</b> | 45.44<br>521 (25)<br><b>6360 (26)</b> |             |
| 27    | 690  | Fabian CHRIST        | GER     | <b>6355</b> | -1113                | 10.99 (+0.5)<br>863 (12) | 7.18 (+0.6)<br>857 (11)<br><b>1720 (12)</b> | 12.58<br>642 (29)<br><b>2362 (21)</b> | 1.94<br>749 (16)<br><b>3111 (17)</b> | 47.67<br>925 (2)<br><b>4036 (9)</b>   | 14.39 (-0.5)<br>925 (10)<br><b>4961 (9)</b>  | 34.07<br>545 (26)<br><b>5506 (13)</b> | 4.80<br>849 (4)<br><b>6355 (9)</b>   | NM<br>0<br><b>6355 (27)</b>           |             |
| 28    | 1068 | Felipe RUIZ          | MEX     | <b>5709</b> | -1759                | 11.74 (+2.0)<br>703 (34) | 6.04 (+2.1)<br>595 (34)<br><b>1298 (34)</b> | 12.68<br>648 (27)<br><b>1946 (33)</b> | 1.73<br>569 (32)<br><b>2515 (33)</b> | 51.56<br>744 (30)<br><b>3259 (33)</b> | 15.86 (-0.9)<br>749 (32)<br><b>4008 (32)</b> | 33.51<br>534 (28)<br><b>4542 (31)</b> | 3.80<br>562 (28)<br><b>5104 (30)</b> | 51.10<br>605 (16)<br><b>5709 (28)</b> |             |
| 29    | 529  | Carlos SÁNCHEZ       | ESP     | <b>5589</b> | -1879                | 11.16 (+1.0)<br>825 (22) | 6.55 (+1.6)<br>709 (31)<br><b>1534 (30)</b> | 13.15<br>676 (22)<br><b>2210 (28)</b> | 1.79<br>619 (28)<br><b>2829 (31)</b> | 51.21<br>760 (26)<br><b>3589 (31)</b> | 14.84 (-0.6)<br>869 (20)<br><b>4458 (31)</b> | 35.01<br>564 (23)<br><b>5022 (30)</b> | NM<br>0<br><b>5022 (31)</b>          | 48.56<br>567 (21)<br><b>5589 (29)</b> |             |
|       | 287  | Jefferson SANTOS     | BRA     | <b>DNF</b>  |                      | 11.12 (+1.4)<br>834 (21) | 7.18 (+1.3)<br>857 (13)<br><b>1691 (15)</b> | 14.05<br>731 (12)<br><b>2422 (13)</b> | 2.00<br>803 (8)<br><b>3225 (9)</b>   | 51.37<br>753 (28)<br><b>3978 (13)</b> | 14.75 (-0.1)<br>880 (17)<br><b>4858 (13)</b> | 46.09<br>789 (4)<br><b>5647 (9)</b>   | NM<br>0<br><b>5647 (28)</b>          | DNS                                   |             |
|       | 260  | Yuriy YERYOMICH      | BLR     | <b>DNF</b>  |                      | 10.92 (+0.5)<br>878 (7)  | 7.80 (+2.1)<br>1010 (1)<br><b>1888 (3)</b>  | 13.50<br>698 (19)<br><b>2586 (3)</b>  | 1.94<br>749 (15)<br><b>3335 (5)</b>  | 50.35<br>799 (20)<br><b>4134 (6)</b>  | 14.36 (-0.6)<br>929 (8)<br><b>5063 (7)</b>   | 28.24<br>430 (30)<br><b>5493 (15)</b> | NM<br>0<br><b>5493 (29)</b>          | DNS                                   |             |
|       | 1349 | Aleksandar GRNOVIC   | SRB     | <b>DNF</b>  |                      | 11.28 (+1.0)<br>799 (29) | 6.72 (+0.4)<br>748 (30)<br><b>1547 (28)</b> | 14.09<br>734 (11)<br><b>2281 (25)</b> | 1.73<br>569 (33)<br><b>2850 (30)</b> | 49.97<br>816 (14)<br><b>3666 (30)</b> | 15.14 (-0.9)<br>833 (26)<br><b>4499 (29)</b> | DNS                                   |                                      |                                       |             |
|       | 840  | Simone FASSINA       | ITA     | <b>DNF</b>  |                      | 11.39 (+1.4)<br>776 (31) | 6.35 (-1.4)<br>664 (33)<br><b>1440 (33)</b> | 12.40<br>631 (30)<br><b>2071 (32)</b> | 1.94<br>749 (20)<br><b>2820 (32)</b> | 52.81<br>690 (33)<br><b>3510 (32)</b> | DNS  |                                       |                                      |                                       |             |
|       | 245  | Vincent STAS         | BEL     | <b>DNF</b>  |                      | 10.95 (+1.4)<br>872 (9)  | 7.13 (+1.3)<br>845 (15)<br><b>1717 (13)</b> | DNS                                   |                                      |                                       |  |                                       |                                      |                                       |             |











Official IAAF Partners





**DECATHLON JUNIOR SUMMARY AFTER 9 EVENTS**

22-23 July 2014

-  100 Metres
-  Long Jump
-  Shot Put (6kg)
-  High Jump
-  400 Metres
-  110m Hurdles
-  Discus Throw
-  Pole Vault
-  Javelin Throw
-  1500 Metres

| PLACE | BIB | NAME | COUNTRY | POINTS | POINTS BEHIND LEADER |
|-------|-----|------|---------|--------|----------------------|
|-------|-----|------|---------|--------|----------------------|

Official IAAF Partners



## RESULTS



## 100 Metres Women - Final

| RECORDS                         | RESULT                            | NAME                    | COUNTRY               | AGE | VENUE             | DATE        |
|---------------------------------|-----------------------------------|-------------------------|-----------------------|-----|-------------------|-------------|
| World Junior Record <b>WJR</b>  | <b>10.88</b>                      | Marlies GÖHR            | GDR                   | 19  | Dresden           | 1 Jul 1977  |
| Championships Record <b>CR</b>  | <b>11.12</b>                      | Veronica CAMPBELL-BROWN | JAM                   | 18  | Santiago de Chile | 18 Oct 2000 |
| World Junior Leading <b>WJL</b> | <b>11.10</b>                      | Kaylin WHITNEY          | USA                   | 16  | Eugene (HF), OR   | 5 Jul 2014  |
| Area Junior Record <b>AJR</b>   | National Junior Record <b>NJR</b> | Personal Best <b>PB</b> | Season Best <b>SB</b> |     |                   |             |

23 July 2014 20:37 START TIME

17° C TEMPERATURE 63 % HUMIDITY

-1.0 m/s WIND

| PLACE | BIB  | NAME              | COUNTRY | DATE of BIRTH | LANE | RESULT       | REACTION     | Fn |
|-------|------|-------------------|---------|---------------|------|--------------|--------------|----|
| 1     | 666  | Dina ASHER-SMITH  | GBR     | 04 Dec 95     | 3    | <b>11.23</b> | <b>0.147</b> |    |
| 2     | 490  | Ángela TENORIO    | ECU     | 27 Jan 96     | 4    | <b>11.39</b> | <b>0.164</b> |    |
| 3     | 1630 | Kaylin WHITNEY    | USA     | 09 Mar 98     | 6    | <b>11.45</b> | <b>0.145</b> |    |
| 4     | 674  | Desiree HENRY     | GBR     | 26 Aug 95     | 5    | <b>11.56</b> | <b>0.148</b> |    |
| 5     | 1204 | Ewa SWOBODA       | POL     | 26 Jul 97     | 8    | <b>11.59</b> | <b>0.135</b> |    |
| 6     | 1395 | Iréne EKELUND     | SWE     | 08 Mar 97     | 1    | <b>11.61</b> | <b>0.186</b> |    |
| 7     | 1629 | Ariana WASHINGTON | USA     | 27 Aug 96     | 7    | <b>11.64</b> | <b>0.175</b> |    |
| 8     | 1643 | Andrea PURICA     | VEN     | 21 Nov 95     | 2    | <b>11.76</b> | <b>0.166</b> |    |

## ALL-TIME TOP LIST

| RESULT | NAME                          | VENUE             | DATE      |
|--------|-------------------------------|-------------------|-----------|
| 10.88  | Marlies GÖHR (GDR)            | Dresden           | 1 Jul 77  |
| 10.89  | Katrin KRABBE (GDR)           | Berlin            | 20 Jul 88 |
| 11.03  | Silke GLADISCH-MÖLLER (GDR)   | Berlin            | 8 Jun 83  |
| 11.03  | English GARDNER (USA)         | Tucson, AZ        | 14 May 11 |
| 11.04  | Angela WILLIAMS (USA)         | Boise, ID         | 5 Jun 99  |
| 11.07  | Bianca KNIGHT (USA)           | Eugene, OR        | 27 Jun 08 |
| 11.08  | Brenda MOREHEAD (USA)         | Eugene, OR        | 21 Jun 76 |
| 11.11  | Shakedia JONES (USA)          | Westwood, CA      | 2 May 98  |
| 11.11  | Joan Uduak EKAH (NGR)         | Lausanne          | 2 Jul 99  |
| 11.12  | Veronica CAMPBELL-BROWN (JAM) | Santiago de Chile | 18 Oct 00 |
| 11.12  | Alexandria ANDERSON (USA)     | Indianapolis, IN  | 22 Jun 06 |
| 11.12  | Aurieyall SCOTT (USA)         | Eugene, OR        | 24 Jun 11 |

## SEASON TOP LIST

| RESULT | NAME                    | VENUE                | DATE      |
|--------|-------------------------|----------------------|-----------|
| 11.10  | Kaylin WHITNEY (USA)    | Eugene (HF), OR      | 5 Jul 14  |
| 11.14  | Dina ASHER-SMITH (GBR)  | Mannheim (Hoffmann)  | 5 Jul 14  |
| 11.22  | Ariana WASHINGTON (USA) | Clovis, CA           | 7 Jun 14  |
| 11.23  | Desiree HENRY (GBR)     | Gainesville, FL      | 4 Apr 14  |
| 11.25  | Ángela TENORIO (ECU)    | Medellín             | 31 May 14 |
| 11.31  | Aaliyah BROWN (USA)     | Baton Rouge, LA      | 19 Apr 14 |
| 11.31  | Teahna DANIELS (USA)    | New York (Icahn), NY | 14 Jun 14 |
| 11.32  | Jonielle SMITH (JAM)    | Kingston (NS), JAM   | 28 Mar 14 |
| 11.34  | Krystal SPARLING (USA)  | Miramar, FL          | 24 Apr 14 |
| 11.35  | Jada MARTIN (USA)       | Baton Rouge, LA      | 5 Apr 14  |

# RESULT PROGRESSION

## 100 Metres Women - Final



| RECORDS                         | RESULT NAME                          | COUNTRY                 | AGE                   | VENUE             | DATE        |
|---------------------------------|--------------------------------------|-------------------------|-----------------------|-------------------|-------------|
| World Junior Record <b>WJR</b>  | <b>10.88</b> Marlies GÖHR            | GDR                     | 19                    | Dresden           | 1 Jul 1977  |
| Championships Record <b>CR</b>  | <b>11.12</b> Veronica CAMPBELL-BROWN | JAM                     | 18                    | Santiago de Chile | 18 Oct 2000 |
| World Junior Leading <b>WJL</b> | <b>11.10</b> Kaylin WHITNEY          | USA                     | 16                    | Eugene (HF), OR   | 5 Jul 2014  |
| Area Junior Record <b>AJR</b>   | National Junior Record <b>NJR</b>    | Personal Best <b>PB</b> | Season Best <b>SB</b> |                   |             |

23 July 2014

| RANK | BIB  | NAME              | COUNTRY | DATE of BIRTH | PHASE      | HEAT | LANE | PLACE | RESULT                    | WIND |
|------|------|-------------------|---------|---------------|------------|------|------|-------|---------------------------|------|
| 1    | 666  | Dina ASHER-SMITH  | GBR     | 04 Dec 95     | Final      | 1    | 3    | 1     | <b>11.23</b>              | -1.0 |
|      |      |                   |         |               | Semi-Final | 2    | 6    | 1     | <b>11.31 Q</b>            | -1.7 |
|      |      |                   |         |               | Round 1    | 5    | 3    | 1     | <b>11.18 Q</b>            | +0.3 |
| 2    | 490  | Ángela TENORIO    | ECU     | 27 Jan 96     | Final      | 1    | 4    | 2     | <b>11.39</b>              | -1.0 |
|      |      |                   |         |               | Semi-Final | 1    | 1    | 2     | <b>11.32 Q</b>            | -0.2 |
|      |      |                   |         |               | Round 1    | 8    | 6    | 2     | <b>11.27 q</b>            | +1.2 |
| 3    | 1630 | Kaylin WHITNEY    | USA     | 09 Mar 98     | Final      | 1    | 6    | 3     | <b>11.45</b>              | -1.0 |
|      |      |                   |         |               | Semi-Final | 3    | 5    | 3     | <b>11.44 Q</b>            | +0.9 |
|      |      |                   |         |               | Round 1    | 7    | 3    | 5     | <b>11.48 Q</b>            | +1.4 |
| 4    | 674  | Desiree HENRY     | GBR     | 26 Aug 95     | Final      | 1    | 5    | 4     | <b>11.56</b>              | -1.0 |
|      |      |                   |         |               | Semi-Final | 1    | 3    | 4     | <b>11.48 Q</b>            | -0.2 |
|      |      |                   |         |               | Round 1    | 4    | 4    | 3     | <b>11.36 Q</b>            | -0.6 |
| 5    | 1204 | Ewa SWOBODA       | POL     | 26 Jul 97     | Final      | 1    | 8    | 5     | <b>11.59</b>              | -1.0 |
|      |      |                   |         |               | Semi-Final | 3    | 4    | 5     | <b>11.51 Q</b>            | +0.9 |
|      |      |                   |         |               | Round 1    | 1    | 3    | 4     | <b>11.42 Q</b> <b>NJR</b> | +0.5 |
| 6    | 1395 | Iréne EKELUND     | SWE     | 08 Mar 97     | Final      | 1    | 1    | 6     | <b>11.61</b>              | -1.0 |
|      |      |                   |         |               | Semi-Final | 1    | 6    | 6     | <b>11.64 q</b>            | -0.2 |
|      |      |                   |         |               | Round 1    | 4    | 6    | 6     | <b>11.55 Q</b>            | -0.6 |
| 7    | 1629 | Ariana WASHINGTON | USA     | 27 Aug 96     | Final      | 1    | 7    | 7     | <b>11.64</b>              | -1.0 |
|      |      |                   |         |               | Semi-Final | 2    | 5    | 9     | <b>11.73 Q</b>            | -1.7 |
|      |      |                   |         |               | Round 1    | 2    | 4    | 10    | <b>11.67 Q</b>            | +0.5 |
| 8    | 1643 | Andrea PURICA     | VEN     | 21 Nov 95     | Final      | 1    | 2    | 8     | <b>11.76</b>              | -1.0 |
|      |      |                   |         |               | Semi-Final | 1    | 4    | 7     | <b>11.70 q</b>            | -0.2 |
|      |      |                   |         |               | Round 1    | 6    | 5    | 7     | <b>11.59 Q</b> <b>PB</b>  | 0.0  |

**NOTE** IAAF Rule 162.7 - False Start  
BIB 442 - Yellow Card - 162.5(b) Delaying the start

| ALL-TIME TOP LIST |                               |                   |           | SEASON TOP LIST |                         |                      |           |
|-------------------|-------------------------------|-------------------|-----------|-----------------|-------------------------|----------------------|-----------|
| RESULT            | NAME                          | VENUE             | DATE      | RESULT          | NAME                    | VENUE                | DATE      |
| 10.88             | Marlies GÖHR (GDR)            | Dresden           | 1 Jul 77  | 11.10           | Kaylin WHITNEY (USA)    | Eugene (HF), OR      | 5 Jul 14  |
| 10.89             | Katrin KRABBE (GDR)           | Berlin            | 20 Jul 88 | 11.14           | Dina ASHER-SMITH (GBR)  | Mannheim (Hoffmann)  | 5 Jul 14  |
| 11.03             | Silke GLADISCH-MÖLLER (GDR)   | Berlin            | 8 Jun 83  | 11.22           | Ariana WASHINGTON (USA) | Clovis, CA           | 7 Jun 14  |
| 11.03             | English GARDNER (USA)         | Tucson, AZ        | 14 May 11 | 11.23           | Desiree HENRY (GBR)     | Gainesville, FL      | 4 Apr 14  |
| 11.04             | Angela WILLIAMS (USA)         | Boise, ID         | 5 Jun 99  | 11.25           | Ángela TENORIO (ECU)    | Medellín             | 31 May 14 |
| 11.07             | Bianca KNIGHT (USA)           | Eugene, OR        | 27 Jun 08 | 11.31           | Aaliyah BROWN (USA)     | Baton Rouge, LA      | 19 Apr 14 |
| 11.08             | Brenda MOREHEAD (USA)         | Eugene, OR        | 21 Jun 76 | 11.31           | Teahna DANIELS (USA)    | New York (Icahn), NY | 14 Jun 14 |
| 11.11             | Shakedia JONES (USA)          | Westwood, CA      | 14 May 98 | 11.32           | Jonielle SMITH (JAM)    | Kingston (NS), JAM   | 28 Mar 14 |
| 11.11             | Joan Uduak EKAH (NGR)         | Lausanne          | 2 Jul 99  | 11.34           | Krystal SPARLING (USA)  | Miramar, FL          | 24 Apr 14 |
| 11.12             | Veronica CAMPBELL-BROWN (JAM) | Santiago de Chile | 18 Oct 00 | 11.35           | Jada MARTIN (USA)       | Baton Rouge, LA      | 5 Apr 14  |
| 11.12             | Alexandria ANDERSON (USA)     | Indianapolis, IN  | 22 Jun 06 |                 |                         |                      |           |
| 11.12             | Aurieyall SCOTT (USA)         | Eugene, OR        | 24 Jun 11 |                 |                         |                      |           |





# SUMMARY



## 100 Metres Women - Semi-Final

First 2 in each heat (Q) and the next 2 fastest (q) advance to the Final

| RECORDS                         | RESULT                            | NAME                    | COUNTRY                 | AGE | VENUE                 | DATE        |
|---------------------------------|-----------------------------------|-------------------------|-------------------------|-----|-----------------------|-------------|
| World Junior Record <b>WJR</b>  | 10.88                             | Marlies GÖHR            | GDR                     | 19  | Dresden               | 1 Jul 1977  |
| Championships Record <b>CR</b>  | 11.12                             | Veronica CAMPBELL-BROWN | JAM                     | 18  | Santiago de Chile     | 18 Oct 2000 |
| World Junior Leading <b>WJL</b> | 11.10                             | Kaylin WHITNEY          | USA                     | 16  | Eugene (HF), OR       | 5 Jul 2014  |
| Area Junior Record <b>AJR</b>   | National Junior Record <b>NJR</b> |                         | Personal Best <b>PB</b> |     | Season Best <b>SB</b> |             |

23 July 2014

| RANK | PLACE | HEAT | LANE | BIB  | NAME                  | COUNTRY | DATE of BIRTH | RESULT         | WIND |
|------|-------|------|------|------|-----------------------|---------|---------------|----------------|------|
| 1    | 1     | 2    | 6    | 666  | Dina ASHER-SMITH      | GBR     | 04 Dec 95     | <b>11.31 Q</b> | -1.7 |
| 2    | 1     | 1    | 1    | 490  | Ángela TENORIO        | ECU     | 27 Jan 96     | <b>11.32 Q</b> | -0.2 |
| 3    | 1     | 3    | 5    | 1630 | Kaylin WHITNEY        | USA     | 09 Mar 98     | <b>11.44 Q</b> | +0.9 |
| 4    | 2     | 1    | 3    | 674  | Desiree HENRY         | GBR     | 26 Aug 95     | <b>11.48 Q</b> | -0.2 |
| 5    | 2     | 3    | 4    | 1204 | Ewa SWOBODA           | POL     | 26 Jul 97     | <b>11.51 Q</b> | +0.9 |
| 6    | 3     | 1    | 6    | 1395 | Irène EKELUND         | SWE     | 08 Mar 97     | <b>11.64 q</b> | -0.2 |
| 7    | 4     | 1    | 4    | 1643 | Andrea PURICA         | VEN     | 21 Nov 95     | <b>11.70 q</b> | -0.2 |
| 8    | 5     | 1    | 2    | 772  | Brenessa THOMPSON     | GUY     | 22 Jul 96     | <b>11.71</b>   | -0.2 |
| 9    | 2     | 2    | 5    | 1629 | Ariana WASHINGTON     | USA     | 27 Aug 96     | <b>11.73 Q</b> | -1.7 |
| 9    | 6     | 1    | 5    | 290  | Tamiris DE LIZ        | BRA     | 18 Nov 95     | <b>11.73</b>   | -0.2 |
| 11   | 3     | 2    | 3    | 292  | Vitoria Cristina ROSA | BRA     | 12 Jan 96     | <b>11.75</b>   | -1.7 |
| 12   | 3     | 3    | 7    | 217  | Keianna ALBURY        | BAH     | 28 Jul 96     | <b>11.76</b>   | +0.9 |
| 13   | 4     | 3    | 3    | 899  | Kedisha DALLAS        | JAM     | 11 Mar 95     | <b>11.77</b>   | +0.9 |
| 14   | 5     | 3    | 6    | 949  | Anna DOI              | JPN     | 24 Aug 95     | <b>11.84</b>   | +0.9 |
| 15   | 6     | 3    | 8    | 629  | Floriane GNAFOUA      | FRA     | 30 Jan 96     | <b>11.88</b>   | +0.9 |
| 16   | 7     | 3    | 2    | 1454 | Aaliyah TELESFORD     | TTO     | 10 Mar 95     | <b>11.94</b>   | +0.9 |
| 17   | 4     | 2    | 7    | 616  | Eva BERGER            | FRA     | 19 Sep 95     | <b>12.02</b>   | -1.7 |
| 17   | 8     | 3    | 1    | 334  | Natasha BROWN         | CAN     | 10 Apr 96     | <b>12.02</b>   | +0.9 |
| 19   | 5     | 2    | 2    | 1076 | Cecilia TAMAYO        | MEX     | 04 Mar 97     | <b>12.10</b>   | -1.7 |
| 20   | 6     | 2    | 1    | 539  | Cristina LARA         | ESP     | 05 Aug 95     | <b>12.11</b>   | -1.7 |
| 21   | 7     | 2    | 4    | 1102 | Anne Sjoukje RUNIA    | NED     | 19 Feb 95     | <b>12.12</b>   | -1.7 |
| 21   | 8     | 2    | 8    | 1280 | Tebogo MAMATHU        | RSA     | 27 May 95     | <b>12.12</b>   | -1.7 |
| 23   | 7     | 1    | 8    | 1452 | Zakiya DENOON         | TTO     | 23 Nov 95     | <b>12.13</b>   | -0.2 |
| 24   | 8     | 1    | 7    | 341  | Sade MCCREATH         | CAN     | 25 Jun 96     | <b>12.16</b>   | -0.2 |

| ALL-TIME TOP LIST |                               |                   |           | SEASON TOP LIST |                         |                      |           |
|-------------------|-------------------------------|-------------------|-----------|-----------------|-------------------------|----------------------|-----------|
| RESULT            | NAME                          | VENUE             | DATE      | RESULT          | NAME                    | VENUE                | DATE      |
| 10.88             | Marlies GÖHR (GDR)            | Dresden           | 1 Jul 77  | 11.10           | Kaylin WHITNEY (USA)    | Eugene (HF), OR      | 5 Jul 14  |
| 10.89             | Katrin KRABBE (GDR)           | Berlin            | 20 Jul 88 | 11.14           | Dina ASHER-SMITH (GBR)  | Mannheim (Hoffmann)  | 5 Jul 14  |
| 11.03             | Silke GLADISCH-MÖLLER (GDR)   | Berlin            | 8 Jun 83  | 11.22           | Ariana WASHINGTON (USA) | Clovis, CA           | 7 Jun 14  |
| 11.03             | English GARDNER (USA)         | Tucson, AZ        | 14 May 11 | 11.23           | Desiree HENRY (GBR)     | Gainesville, FL      | 4 Apr 14  |
| 11.04             | Anqela WILLIAMS (USA)         | Boise, ID         | 5 Jun 99  | 11.25           | Ángela TENORIO (ECU)    | Medellín             | 31 May 14 |
| 11.07             | Bianca KNIGHT (USA)           | Eugene, OR        | 27 Jun 08 | 11.31           | Aaliyah BROWN (USA)     | Baton Rouge, LA      | 19 Apr 14 |
| 11.08             | Brenda MOREHEAD (USA)         | Eugene, OR        | 21 Jun 76 | 11.31           | Teahna DANIELS (USA)    | New York (Icahn), NY | 14 Jun 14 |
| 11.11             | Shakedia JONES (USA)          | Westwood, CA      | 2 May 98  | 11.32           | Jonielle SMITH (JAM)    | Kingston (NS), JAM   | 28 Mar 14 |
| 11.11             | Joan Uduak EKAH (NGR)         | Lausanne          | 2 Jul 99  | 11.34           | Krystal SPARLING (USA)  | Miramar, FL          | 24 Apr 14 |
| 11.12             | Veronica CAMPBELL-BROWN (JAM) | Santiago de Chile | 18 Oct 00 | 11.35           | Jada MARTIN (USA)       | Baton Rouge, LA      | 5 Apr 14  |
| 11.12             | Alexandria ANDERSON (USA)     | Indianapolis, IN  | 22 Jun 06 |                 |                         |                      |           |
| 11.12             | Aurieyall SCOTT (USA)         | Eugene, OR        | 24 Jun 11 |                 |                         |                      |           |

# RESULTS



## 100 Metres Women - Semi-Final

First 2 in each heat (Q) and the next 2 fastest (q) advance to the Final

| RECORDS                         | RESULT NAME                          | COUNTRY                 | AGE                   | VENUE             | DATE        |
|---------------------------------|--------------------------------------|-------------------------|-----------------------|-------------------|-------------|
| World Junior Record <b>WJR</b>  | <b>10.88</b> Marlies GÖHR            | GDR                     | 19                    | Dresden           | 1 Jul 1977  |
| Championships Record <b>CR</b>  | <b>11.12</b> Veronica CAMPBELL-BROWN | JAM                     | 18                    | Santiago de Chile | 18 Oct 2000 |
| World Junior Leading <b>WJL</b> | <b>11.10</b> Kaylin WHITNEY          | USA                     | 16                    | Eugene (HF), OR   | 5 Jul 2014  |
| Area Junior Record <b>AJR</b>   | National Junior Record <b>NJR</b>    | Personal Best <b>PB</b> | Season Best <b>SB</b> |                   |             |

### Heat 1

3

23 July 2014 17:57 START TIME

18° C TEMPERATURE 64 % HUMIDITY

-0.2 m/s WIND

| PLACE | BIB  | NAME              | COUNTRY | DATE of BIRTH | LANE | RESULT         | REACTION | Fn |
|-------|------|-------------------|---------|---------------|------|----------------|----------|----|
| 1     | 490  | Ángela TENORIO    | ECU     | 27 Jan 96     | 1    | <b>11.32 Q</b> | 0.159    |    |
| 2     | 674  | Desiree HENRY     | GBR     | 26 Aug 95     | 3    | <b>11.48 Q</b> | 0.141    |    |
| 3     | 1395 | Iréne EKELUND     | SWE     | 08 Mar 97     | 6    | <b>11.64 q</b> | 0.195    |    |
| 4     | 1643 | Andrea PURICA     | VEN     | 21 Nov 95     | 4    | <b>11.70 q</b> | 0.180    |    |
| 5     | 772  | Brenessa THOMPSON | GUY     | 22 Jul 96     | 2    | <b>11.71</b>   | 0.165    |    |
| 6     | 290  | Tamiris DE LIZ    | BRA     | 18 Nov 95     | 5    | <b>11.73</b>   | 0.155    |    |
| 7     | 1452 | Zakiya DENOON     | TTO     | 23 Nov 95     | 8    | <b>12.13</b>   | 0.229    |    |
| 8     | 341  | Sade MCCREATH     | CAN     | 25 Jun 96     | 7    | <b>12.16</b>   | 0.163    |    |

### Heat 2

3

23 July 2014 18:05 START TIME

18° C TEMPERATURE 64 % HUMIDITY

-1.7 m/s WIND

| PLACE | BIB  | NAME                  | COUNTRY | DATE of BIRTH | LANE | RESULT         | REACTION | Fn |
|-------|------|-----------------------|---------|---------------|------|----------------|----------|----|
| 1     | 666  | Dina ASHER-SMITH      | GBR     | 04 Dec 95     | 6    | <b>11.31 Q</b> | 0.148    |    |
| 2     | 1629 | Ariana WASHINGTON     | USA     | 27 Aug 96     | 5    | <b>11.73 Q</b> | 0.165    |    |
| 3     | 292  | Vitoria Cristina ROSA | BRA     | 12 Jan 96     | 3    | <b>11.75</b>   | 0.198    |    |
| 4     | 616  | Eva BERGER            | FRA     | 19 Sep 95     | 7    | <b>12.02</b>   | 0.178    |    |
| 5     | 1076 | Cecilia TAMAYO        | MEX     | 04 Mar 97     | 2    | <b>12.10</b>   | 0.141    |    |
| 6     | 539  | Cristina LARA         | ESP     | 05 Aug 95     | 1    | <b>12.11</b>   | 0.127    |    |
| 7     | 1102 | Anne Sjoukje RUNIA    | NED     | 19 Feb 95     | 4    | <b>12.12</b>   | 0.162    |    |
| 8     | 1280 | Tebogo MAMATHU        | RSA     | 27 May 95     | 8    | <b>12.12</b>   | 0.192    |    |

### Heat 3

3

23 July 2014 18:10 START TIME

18° C TEMPERATURE 64 % HUMIDITY

+0.9 m/s WIND

| PLACE | BIB  | NAME              | COUNTRY | DATE of BIRTH | LANE | RESULT         | REACTION | Fn |
|-------|------|-------------------|---------|---------------|------|----------------|----------|----|
| 1     | 1630 | Kaylin WHITNEY    | USA     | 09 Mar 98     | 5    | <b>11.44 Q</b> | 0.173    |    |
| 2     | 1204 | Ewa SWOBODA       | POL     | 26 Jul 97     | 4    | <b>11.51 Q</b> | 0.158    |    |
| 3     | 217  | Keianna ALBURY    | BAH     | 28 Jul 96     | 7    | <b>11.76</b>   | 0.181    |    |
| 4     | 899  | Kedisha DALLAS    | JAM     | 11 Mar 95     | 3    | <b>11.77</b>   | 0.158    |    |
| 5     | 949  | Anna DOI          | JPN     | 24 Aug 95     | 6    | <b>11.84</b>   | 0.152    |    |
| 6     | 629  | Floriane GNAFOUA  | FRA     | 30 Jan 96     | 8    | <b>11.88</b>   | 0.207    |    |
| 7     | 1454 | Aaliyah TELESFORD | TTO     | 10 Mar 95     | 2    | <b>11.94</b>   | 0.229    |    |
| 8     | 334  | Natasha BROWN     | CAN     | 10 Apr 96     | 1    | <b>12.02</b>   | 0.159    |    |



**RESULTS**  
**100 Metres Women - Semi-Final**

| ALL-TIME TOP LIST |                               |                   |           | SEASON TOP LIST |                         |                      |           |
|-------------------|-------------------------------|-------------------|-----------|-----------------|-------------------------|----------------------|-----------|
| RESULT            | NAME                          | VENUE             | DATE      | RESULT          | NAME                    | VENUE                | DATE      |
| 10.88             | Marlies GÖHR (GDR)            | Dresden           | 1 Jul 77  | 11.10           | Kaylin WHITNEY (USA)    | Eugene (HF), OR      | 5 Jul 14  |
| 10.89             | Katrin KRABBE (GDR)           | Berlin            | 20 Jul 88 | 11.14           | Dina ASHER-SMITH (GBR)  | Mannheim (Hoffmann)  | 5 Jul 14  |
| 11.03             | Silke GLADISCH-MÖLLER (GDR)   | Berlin            | 8 Jun 83  | 11.22           | Ariana WASHINGTON (USA) | Clovis, CA           | 7 Jun 14  |
| 11.03             | English GARDNER (USA)         | Tucson, AZ        | 14 May 11 | 11.23           | Desiree HENRY (GBR)     | Gainesville, FL      | 4 Apr 14  |
| 11.04             | Angela WILLIAMS (USA)         | Boise, ID         | 5 Jun 99  | 11.25           | Ángela TENORIO (ECU)    | Medellín             | 31 May 14 |
| 11.07             | Bianca KNIGHT (USA)           | Eugene, OR        | 27 Jun 08 | 11.31           | Aaliyah BROWN (USA)     | Baton Rouge, LA      | 19 Apr 14 |
| 11.08             | Brenda MOREHEAD (USA)         | Eugene, OR        | 21 Jun 76 | 11.31           | Teahna DANIELS (USA)    | New York (Icahn), NY | 14 Jun 14 |
| 11.11             | Shakedia JONES (USA)          | Westwood, CA      | 2 May 98  | 11.32           | Jonielle SMITH (JAM)    | Kingston (NS), JAM   | 28 Mar 14 |
| 11.11             | Joan Uduak EKAH (NGR)         | Lausanne          | 2 Jul 99  | 11.34           | Krystal SPARLING (USA)  | Miramar, FL          | 24 Apr 14 |
| 11.12             | Veronica CAMPBELL-BROWN (JAM) | Santiago de Chile | 18 Oct 00 | 11.35           | Jada MARTIN (USA)       | Baton Rouge, LA      | 5 Apr 14  |
| 11.12             | Alexandria ANDERSON (USA)     | Indianapolis, IN  | 22 Jun 06 |                 |                         |                      |           |
| 11.12             | Aurieyall SCOTT (USA)         | Eugene, OR        | 24 Jun 11 |                 |                         |                      |           |



# SUMMARY



## 100 Metres Women - Round 1

First 3 in each heat (Q) and the next 3 fastest (q) advance to the Semi-Finals

**BIB 490: TIME ACHIEVED IN INDIVIDUAL RE-RUN BY THE REFEREE'S DECISION**

| RECORDS                         | RESULT       | NAME                              | COUNTRY | AGE                     | VENUE             | DATE                  |
|---------------------------------|--------------|-----------------------------------|---------|-------------------------|-------------------|-----------------------|
| World Junior Record <b>WJR</b>  | <b>10.88</b> | Marlies GÖHR                      | GDR     | 19                      | Dresden           | 1 Jul 1977            |
| Championships Record <b>CR</b>  | <b>11.12</b> | Veronica CAMPBELL-BROWN           | JAM     | 18                      | Santiago de Chile | 18 Oct 2000           |
| World Junior Leading <b>WJL</b> | <b>11.10</b> | Kaylin WHITNEY                    | USA     | 16                      | Eugene (HF), OR   | 5 Jul 2014            |
| Area Junior Record <b>AJR</b>   |              | National Junior Record <b>NJR</b> |         | Personal Best <b>PB</b> |                   | Season Best <b>SB</b> |

22 July 2014

| RANK | PLACE | HEAT | LANE | BIB  | NAME                    | COUNTRY | DATE of BIRTH | RESULT                    | WIND |
|------|-------|------|------|------|-------------------------|---------|---------------|---------------------------|------|
| 1    | 1     | 5    | 3    | 666  | Dina ASHER-SMITH        | GBR     | 04 Dec 95     | <b>11.18 Q</b>            | +0.3 |
| 2    | 1     | 8    | 6    | 490  | Ángela TENORIO          | ECU     | 27 Jan 96     | <b>11.27 q</b>            | +1.2 |
| 3    | 1     | 4    | 4    | 674  | Desiree HENRY           | GBR     | 26 Aug 95     | <b>11.36 Q</b>            | -0.6 |
| 4    | 1     | 1    | 3    | 1204 | Ewa SWOBODA             | POL     | 26 Jul 97     | <b>11.42 Q</b> <b>NJR</b> | +0.5 |
| 5    | 1     | 7    | 3    | 1630 | Kaylin WHITNEY          | USA     | 09 Mar 98     | <b>11.48 Q</b>            | +1.4 |
| 6    | 2     | 4    | 6    | 1395 | Iréne EKELUND           | SWE     | 08 Mar 97     | <b>11.55 Q</b>            | -0.6 |
| 7    | 1     | 6    | 5    | 1643 | Andrea PURICA           | VEN     | 21 Nov 95     | <b>11.59 Q</b> <b>PB</b>  | 0.0  |
| 8    | 1     | 3    | 5    | 292  | Vitoria Cristina ROSA   | BRA     | 12 Jan 96     | <b>11.60 Q</b> <b>PB</b>  | +0.4 |
| 9    | 2     | 7    | 2    | 949  | Anna DOI                | JPN     | 24 Aug 95     | <b>11.65 Q</b>            | +1.4 |
| 10   | 1     | 2    | 4    | 1629 | Ariana WASHINGTON       | USA     | 27 Aug 96     | <b>11.67 Q</b>            | +0.5 |
| 11   | 2     | 1    | 6    | 899  | Kedisha DALLAS          | JAM     | 11 Mar 95     | <b>11.68 Q</b>            | +0.5 |
| 11   | 2     | 5    | 7    | 290  | Tamiris DE LIZ          | BRA     | 18 Nov 95     | <b>11.68 Q</b> <b>SB</b>  | +0.3 |
| 13   | 3     | 4    | 2    | 629  | Floriane GNAFOUA        | FRA     | 30 Jan 96     | <b>11.69 Q</b> <b>PB</b>  | -0.6 |
| 14   | 3     | 5    | 6    | 217  | Keianna ALBURY          | BAH     | 28 Jul 96     | <b>11.70 Q</b>            | +0.3 |
| 15   | 4     | 4    | 1    | 772  | Brenessa THOMPSON       | GUY     | 22 Jul 96     | <b>11.71 q</b>            | -0.6 |
| 16   | 3     | 1    | 2    | 341  | Sade MCCREATH           | CAN     | 25 Jun 96     | <b>11.72 Q</b> <b>PB</b>  | +0.5 |
| 17   | 2     | 2    | 6    | 1102 | Anne Sjoukje RUNIA      | NED     | 19 Feb 95     | <b>11.75 Q</b>            | +0.5 |
| 17   | 2     | 3    | 4    | 1280 | Tebogo MAMATHU          | RSA     | 27 May 95     | <b>11.75 Q</b>            | +0.4 |
| 17   | 3     | 7    | 7    | 616  | Eva BERGER              | FRA     | 19 Sep 95     | <b>11.75 Q</b>            | +1.4 |
| 20   | 4     | 1    | 1    | 1076 | Cecilia TAMAYO          | MEX     | 04 Mar 97     | <b>11.77 q</b>            | +0.5 |
| 21   | 3     | 2    | 8    | 539  | Cristina LARA           | ESP     | 05 Aug 95     | <b>11.78 Q</b>            | +0.5 |
| 21   | 4     | 5    | 5    | 869  | Johanelis HERRERA ABREU | ITA     | 11 Aug 95     | <b>11.78</b>              | +0.3 |
| 23   | 5     | 5    | 8    | 1399 | Emilia KJELLBERG        | SWE     | 03 Apr 96     | <b>11.79</b> <b>PB</b>    | +0.3 |
| 24   | 3     | 3    | 7    | 1454 | Aaliyah TELESFORD       | TTO     | 10 Mar 95     | <b>11.81 Q</b>            | +0.4 |
| 25   | 2     | 6    | 3    | 1452 | Zakiya DENOON           | TTO     | 23 Nov 95     | <b>11.83 Q</b>            | 0.0  |
| 26   | 4     | 2    | 2    | 878  | Nelda HUGGINS           | IVB     | 02 Feb 97     | <b>11.87</b>              | +0.5 |
| 27   | 5     | 4    | 3    | 220  | Brianne BETHEL          | BAH     | 05 Jul 98     | <b>11.88</b>              | -0.6 |
| 28   | 5     | 2    | 5    | 235  | Tristan EVELYN          | BAR     | 25 Jan 98     | <b>11.91</b>              | +0.5 |
| 29   | 6     | 5    | 4    | 447  | Olivia FOTOPOULOU       | CYP     | 20 Dec 96     | <b>11.92</b>              | +0.3 |
| 30   | 3     | 6    | 7    | 334  | Natasha BROWN           | CAN     | 10 Apr 96     | <b>11.93 Q</b>            | 0.0  |
| 30   | 6     | 2    | 1    | 1232 | Dayleen SANTANA         | PUR     | 29 Oct 96     | <b>11.93</b>              | +0.5 |
| 32   | 4     | 7    | 8    | 739  | Lisa Marie KWAYIE       | GER     | 27 Oct 96     | <b>11.95</b>              | +1.4 |
| 33   | 4     | 6    | 4    | 170  | Hana BASIC              | AUS     | 22 Jan 96     | <b>11.96</b>              | 0.0  |
| 34   | 6     | 4    | 8    | 442  | Paraskevi ANDREOU       | CYP     | 15 Jan 97     | <b>11.97</b>              | -0.6 |
| 35   | 5     | 6    | 6    | 579  | Tegest TAMANGNU         | ETH     | 17 Sep 96     | <b>11.98</b>              | 0.0  |
| 35   | 7     | 2    | 7    | 1273 | Simoné DU PLOOY         | RSA     | 14 Apr 96     | <b>11.98</b>              | +0.5 |
| 37   | 5     | 7    | 6    | 1365 | Ajla DEL PONTE          | SUI     | 15 Jul 96     | <b>11.99</b>              | +1.4 |





**SUMMARY**  
**100 Metres Women - Round 1**

22 July 2014

| RANK | PLACE | HEAT | LANE | BIB  | NAME                   | COUNTRY           | DATE of BIRTH | RESULT       | WIND                            |
|------|-------|------|------|------|------------------------|-------------------|---------------|--------------|---------------------------------|
| 38   | 6     | 6    | 1    | 1434 | Chia-Chen HU           | TPE               | 28 Mar 97     | <b>12.02</b> | 0.0                             |
| 39   | 5     | 1    | 5    | 1171 | Kayla Anise RICHARDSON | PHI               | 17 Apr 98     | <b>12.03</b> | +0.5                            |
| 40   | 7     | 5    | 1    | 754  | Suzie ACOLATSE         | GHA               | 17 Jun 97     | <b>12.04</b> | +0.3                            |
| 41   | 6     | 7    | 5    | 164  | Larissa CHAMBERS       | AUS               | 30 Nov 95     | <b>12.05</b> | +1.4                            |
| 42   | 6     | 1    | 8    | 722  | Nina BRAUN             | GER               | 01 May 97     | <b>12.08</b> | +0.5                            |
| 43   | 7     | 1    | 7    | 276  | Loungo MATLHAKU        | BOT               | 24 Mar 95     | <b>12.12</b> | +0.5                            |
| 44   | 7     | 6    | 8    | 1103 | Marije VAN HUNESTIJN   | NED               | 02 Mar 95     | <b>12.14</b> | 0.0                             |
| 45   | 7     | 4    | 5    | 1153 | Helene RØNNINGEN       | NOR               | 04 Sep 98     | <b>12.16</b> | -0.6                            |
| 46   | 4     | 3    | 8    | 403  | Evelyn RIVERA          | COL               | 03 Dec 97     | <b>12.17</b> | +0.4                            |
| 47   | 5     | 3    | 2    | 948  | Sayaka ADACHI          | JPN               | 26 Jun 96     | <b>12.24</b> | +0.4                            |
| 48   | 6     | 3    | 3    | 199  | Alexandra TOTH         | AUT               | 29 Jun 95     | <b>12.26</b> | +0.4                            |
| 49   | 8     | 6    | 2    | 1326 | Ngozi MUSA             | SLE               | 11 Aug 96     | <b>12.28</b> | 0.0                             |
| 50   | 7     | 7    | 4    | 826  | Quashira MCINTOSH      | ISV               | 07 Sep 97     | <b>12.44</b> | +1.4                            |
| 51   | 7     | 3    | 1    | 1172 | Adrine MONAGI          | PNG               | 08 Jun 95     | <b>12.79</b> | +0.4                            |
| 52   | 8     | 5    | 2    | 1036 | Im Lan LOI             | MAC               | 06 Feb 98     | <b>12.83</b> | <b>PB</b> +0.3                  |
| 53   | 8     | 4    | 7    | 227  | Aireen AKTER           | BAN               | 11 Oct 97     | <b>13.52</b> | <b>PB</b> -0.6                  |
|      |       |      | 3    | 6    | 490                    | Ángela TENORIO    | ECU           | 27 Jan 96    | <b>DQ</b> <sup>162.7</sup> +0.4 |
|      |       |      | 2    | 3    | 311                    | Ghislaine AMODA   | CAF           | 11 Apr 96    | <b>DNS</b> +0.5                 |
|      |       |      | 1    | 4    | 1035                   | Tiffany TSHILUMBA | LUX           | 28 Oct 96    | <b>DNS</b> +0.5                 |

**NOTE** IAAF Rule 162.7 - False Start  
BIB 442 - Yellow Card - 162.5(b) Delaying the start

| ALL-TIME TOP LIST |                               |                   |           | SEASON TOP LIST |                         |                      |           |
|-------------------|-------------------------------|-------------------|-----------|-----------------|-------------------------|----------------------|-----------|
| RESULT            | NAME                          | VENUE             | DATE      | RESULT          | NAME                    | VENUE                | DATE      |
| 10.88             | Marlies GÖHR (GDR)            | Dresden           | 1 Jul 77  | 11.10           | Kaylin WHITNEY (USA)    | Eugene (HF), OR      | 5 Jul 14  |
| 10.89             | Katrin KRABBE (GDR)           | Berlin            | 20 Jul 88 | 11.14           | Dina ASHER-SMITH (GBR)  | Mannheim (Hoffmann)  | 5 Jul 14  |
| 11.03             | Silke GLADISCH-MÖLLER (GDR)   | Berlin            | 8 Jun 83  | 11.22           | Ariana WASHINGTON (USA) | Clovis, CA           | 7 Jun 14  |
| 11.03             | English GARDNER (USA)         | Tucson, AZ        | 14 May 11 | 11.23           | Desiree HENRY (GBR)     | Gainesville, FL      | 4 Apr 14  |
| 11.04             | Angela WILLIAMS (USA)         | Boise, ID         | 5 Jun 99  | 11.25           | Ángela TENORIO (ECU)    | Medellín             | 31 May 14 |
| 11.07             | Bianca KNIGHT (USA)           | Eugene, OR        | 27 Jun 08 | 11.31           | Aaliyah BROWN (USA)     | Baton Rouge, LA      | 19 Apr 14 |
| 11.08             | Brenda MOREHEAD (USA)         | Eugene, OR        | 21 Jun 76 | 11.31           | Teahna DANIELS (USA)    | New York (Icahn), NY | 14 Jun 14 |
| 11.11             | Shakedia JONES (USA)          | Westwood, CA      | 2 May 98  | 11.32           | Jonielle SMITH (JAM)    | Kingston (NS), JAM   | 28 Mar 14 |
| 11.11             | Joan Uduak EKAH (NGR)         | Lausanne          | 2 Jul 99  | 11.34           | Krystal SPARLING (USA)  | Miramar, FL          | 24 Apr 14 |
| 11.12             | Veronica CAMPBELL-BROWN (JAM) | Santiago de Chile | 18 Oct 00 | 11.35           | Jada MARTIN (USA)       | Baton Rouge, LA      | 5 Apr 14  |
| 11.12             | Alexandria ANDERSON (USA)     | Indianapolis, IN  | 22 Jun 06 |                 |                         |                      |           |
| 11.12             | Aurieyall SCOTT (USA)         | Eugene, OR        | 24 Jun 11 |                 |                         |                      |           |



# RESULTS



## 100 Metres Women - Round 1

First 3 in each heat (Q) and the next 3 fastest (q) advance to the Semi-Finals

**BIB 490: TIME ACHIEVED IN INDIVIDUAL RE-RUN BY THE REFEREE'S DECISION**

| RECORDS                         | RESULT | NAME                              | COUNTRY | AGE                     | VENUE             | DATE                  |
|---------------------------------|--------|-----------------------------------|---------|-------------------------|-------------------|-----------------------|
| World Junior Record <b>WJR</b>  | 10.88  | Marlies GÖHR                      | GDR     | 19                      | Dresden           | 1 Jul 1977            |
| Championships Record <b>CR</b>  | 11.12  | Veronica CAMPBELL-BROWN           | JAM     | 18                      | Santiago de Chile | 18 Oct 2000           |
| World Junior Leading <b>WJL</b> | 11.10  | Kaylin WHITNEY                    | USA     | 16                      | Eugene (HF), OR   | 5 Jul 2014            |
| Area Junior Record <b>AJR</b>   |        | National Junior Record <b>NJR</b> |         | Personal Best <b>PB</b> |                   | Season Best <b>SB</b> |

**Heat 1** **8** 22 July 2014 18:28 START TIME 27° C TEMPERATURE 39 % HUMIDITY +0.5 m/s WIND

| PLACE | BIB  | NAME                   | COUNTRY | DATE of BIRTH | LANE | RESULT             | REACTION | Fn |
|-------|------|------------------------|---------|---------------|------|--------------------|----------|----|
| 1     | 1204 | Ewa SWOBODA            | POL     | 26 Jul 97     | 3    | 11.42 Q <b>NJR</b> | 0.164    |    |
| 2     | 899  | Kedisha DALLAS         | JAM     | 11 Mar 95     | 6    | 11.68 Q            | 0.179    |    |
| 3     | 341  | Sade MCCREATH          | CAN     | 25 Jun 96     | 2    | 11.72 Q <b>PB</b>  | 0.153    |    |
| 4     | 1076 | Cecilia TAMAYO         | MEX     | 04 Mar 97     | 1    | 11.77 q            | 0.156    |    |
| 5     | 1171 | Kayla Anise RICHARDSON | PHI     | 17 Apr 98     | 5    | 12.03              | 0.183    |    |
| 6     | 722  | Nina BRAUN             | GER     | 01 May 97     | 8    | 12.08              | 0.211    |    |
| 7     | 276  | Loungo MATLHAKU        | BOT     | 24 Mar 95     | 7    | 12.12              | 0.277    |    |
|       | 1035 | Tiffany TSHILUMBA      | LUX     | 28 Oct 96     | 4    | DNS                |          |    |

**Heat 2** **8** 22 July 2014 18:35 START TIME 27° C TEMPERATURE 39 % HUMIDITY +0.5 m/s WIND

| PLACE | BIB  | NAME               | COUNTRY | DATE of BIRTH | LANE | RESULT  | REACTION | Fn |
|-------|------|--------------------|---------|---------------|------|---------|----------|----|
| 1     | 1629 | Ariana WASHINGTON  | USA     | 27 Aug 96     | 4    | 11.67 Q | 0.170    |    |
| 2     | 1102 | Anne Sjoukje RUNIA | NED     | 19 Feb 95     | 6    | 11.75 Q | 0.162    |    |
| 3     | 539  | Cristina LARA      | ESP     | 05 Aug 95     | 8    | 11.78 Q | 0.140    |    |
| 4     | 878  | Nelda HUGGINS      | IVB     | 02 Feb 97     | 2    | 11.87   | 0.191    |    |
| 5     | 235  | Tristan EVELYN     | BAR     | 25 Jan 98     | 5    | 11.91   | 0.167    |    |
| 6     | 1232 | Dayleen SANTANA    | PUR     | 29 Oct 96     | 1    | 11.93   | 0.173    |    |
| 7     | 1273 | Simoné DU PLOOY    | RSA     | 14 Apr 96     | 7    | 11.98   | 0.165    |    |
|       | 311  | Ghislaine AMODA    | CAF     | 11 Apr 96     | 3    | DNS     |          |    |

**Heat 3** **8** 22 July 2014 18:41 START TIME 27° C TEMPERATURE 39 % HUMIDITY +0.4 m/s WIND

| PLACE | BIB  | NAME                  | COUNTRY | DATE of BIRTH | LANE | RESULT            | REACTION | Fn |
|-------|------|-----------------------|---------|---------------|------|-------------------|----------|----|
| 1     | 292  | Vitoria Cristina ROSA | BRA     | 12 Jan 96     | 5    | 11.60 Q <b>PB</b> | 0.202    |    |
| 2     | 1280 | Tebogo MAMATHU        | RSA     | 27 May 95     | 4    | 11.75 Q           | 0.163    |    |
| 3     | 1454 | Aaliyah TELESFORD     | TTO     | 10 Mar 95     | 7    | 11.81 Q           | 0.172    |    |
| 4     | 403  | Evelyn RIVERA         | COL     | 03 Dec 97     | 8    | 12.17             | 0.296    |    |
| 5     | 948  | Sayaka ADACHI         | JPN     | 26 Jun 96     | 2    | 12.24             | 0.159    |    |
| 6     | 199  | Alexandra TOTH        | AUT     | 29 Jun 95     | 3    | 12.26             | 0.148    |    |
| 7     | 1172 | Adrine MONAGI         | PNG     | 08 Jun 95     | 1    | 12.79             | 0.155    |    |
|       | 490  | Ángela TENORIO        | ECU     | 27 Jan 96     | 6    | DQ 162.7          | -0.494   | F1 |

**NOTE** IAAF Rule 162.7 - False Start



**RESULTS**  
**100 Metres Women - Round 1**

**Heat 4** 8      22 July 2014    18:49 START TIME      27° C    39 %  
TEMPERATURE    HUMIDITY      -0.6 m/s WIND

| PLACE | BIB  | NAME              | COUNTRY | DATE of BIRTH | LANE | RESULT   | REACTION | Fn |
|-------|------|-------------------|---------|---------------|------|--|----------|----|
| 1     | 674  | Desiree HENRY     | GBR     | 26 Aug 95     | 4    | <b>11.36 Q</b>   | 0.136    |    |
| 2     | 1395 | Irène EKELUND     | SWE     | 08 Mar 97     | 6    | <b>11.55 Q</b>   | 0.189    |    |
| 3     | 629  | Floriane GNAFOUA  | FRA     | 30 Jan 96     | 2    | <b>11.69 Q</b> <span style="border: 1px solid blue; padding: 1px;">PB</span> | 0.169    |    |
| 4     | 772  | Brenessa THOMPSON | GUY     | 22 Jul 96     | 1    | <b>11.71 q</b>   | 0.144    |    |
| 5     | 220  | Brianne BETHEL    | BAH     | 05 Jul 98     | 3    | <b>11.88</b>   | 0.161    |    |
| 6     | 442  | Paraskevi ANDREOU | CYP     | 15 Jan 97     | 8    | <b>11.97</b>   | 0.194    |    |
| 7     | 1153 | Helene RØNNINGEN  | NOR     | 04 Sep 98     | 5    | <b>12.16</b>   | 0.168    |    |
| 8     | 227  | Aireen AKTER      | BAN     | 11 Oct 97     | 7    | <b>13.52</b> <span style="border: 1px solid blue; padding: 1px;">PB</span>   | 0.212    |    |

**NOTE**    BIB 442 - Yellow Card - 162.5(b) Delaying the start

**Heat 5** 8      22 July 2014    18:56 START TIME      27° C    39 %  
TEMPERATURE    HUMIDITY      +0.3 m/s WIND

| PLACE | BIB  | NAME                    | COUNTRY | DATE of BIRTH | LANE | RESULT   | REACTION | Fn |
|-------|------|-------------------------|---------|---------------|------|--|----------|----|
| 1     | 666  | Dina ASHER-SMITH        | GBR     | 04 Dec 95     | 3    | <b>11.18 Q</b>   | 0.154    |    |
| 2     | 290  | Tamiris DE LIZ          | BRA     | 18 Nov 95     | 7    | <b>11.68 Q</b> <span style="border: 1px solid blue; padding: 1px;">SB</span> | 0.159    |    |
| 3     | 217  | Keianna ALBURY          | BAH     | 28 Jul 96     | 6    | <b>11.70 Q</b>   | 0.165    |    |
| 4     | 869  | Johanelis HERRERA ABREU | ITA     | 11 Aug 95     | 5    | <b>11.78</b>   | 0.164    |    |
| 5     | 1399 | Emilia KJELLBERG        | SWE     | 03 Apr 96     | 8    | <b>11.79</b> <span style="border: 1px solid blue; padding: 1px;">PB</span>   | 0.183    |    |
| 6     | 447  | Olivia FOTOPOULOU       | CYP     | 20 Dec 96     | 4    | <b>11.92</b>   | 0.192    |    |
| 7     | 754  | Suzie ACOLATSE          | GHA     | 17 Jun 97     | 1    | <b>12.04</b>   | 0.174    |    |
| 8     | 1036 | Im Lan LOI              | MAC     | 06 Feb 98     | 2    | <b>12.83</b> <span style="border: 1px solid blue; padding: 1px;">PB</span>   | 0.232    |    |

**Heat 6** 8      22 July 2014    19:02 START TIME      27° C    39 %  
TEMPERATURE    HUMIDITY      0.0 m/s WIND

| PLACE | BIB  | NAME                 | COUNTRY | DATE of BIRTH | LANE | RESULT   | REACTION | Fn |
|-------|------|----------------------|---------|---------------|------|--|----------|----|
| 1     | 1643 | Andrea PURICA        | VEN     | 21 Nov 95     | 5    | <b>11.59 Q</b> <span style="border: 1px solid blue; padding: 1px;">PB</span> | 0.225    |    |
| 2     | 1452 | Zakiya DENOON        | TTO     | 23 Nov 95     | 3    | <b>11.83 Q</b>   | 0.166    |    |
| 3     | 334  | Natasha BROWN        | CAN     | 10 Apr 96     | 7    | <b>11.93 Q</b>   | 0.178    |    |
| 4     | 170  | Hana BASIC           | AUS     | 22 Jan 96     | 4    | <b>11.96</b>   | 0.164    |    |
| 5     | 579  | Tegest TAMANGNU      | ETH     | 17 Sep 96     | 6    | <b>11.98</b>   | 0.203    |    |
| 6     | 1434 | Chia-Chen HU         | TPE     | 28 Mar 97     | 1    | <b>12.02</b>   | 0.156    |    |
| 7     | 1103 | Marije VAN HUNESTIJN | NED     | 02 Mar 95     | 8    | <b>12.14</b>   | 0.299    |    |
| 8     | 1326 | Ngozi MUSA           | SLE     | 11 Aug 96     | 2    | <b>12.28</b>   | 0.190    |    |

**Heat 7** 8      22 July 2014    19:08 START TIME      27° C    39 %  
TEMPERATURE    HUMIDITY      +1.4 m/s WIND

| PLACE | BIB  | NAME              | COUNTRY | DATE of BIRTH | LANE | RESULT         | REACTION | Fn |
|-------|------|-------------------|---------|---------------|------|----------------|----------|----|
| 1     | 1630 | Kaylin WHITNEY    | USA     | 09 Mar 98     | 3    | <b>11.48 Q</b> | 0.173    |    |
| 2     | 949  | Anna DOI          | JPN     | 24 Aug 95     | 2    | <b>11.65 Q</b> | 0.147    |    |
| 3     | 616  | Eva BERGER        | FRA     | 19 Sep 95     | 7    | <b>11.75 Q</b> | 0.155    |    |
| 4     | 739  | Lisa Marie KWAYIE | GER     | 27 Oct 96     | 8    | <b>11.95</b>   | 0.190    |    |
| 5     | 1365 | Ajla DEL PONTE    | SUI     | 15 Jul 96     | 6    | <b>11.99</b>   | 0.126    |    |
| 6     | 164  | Larissa CHAMBERS  | AUS     | 30 Nov 95     | 5    | <b>12.05</b>   | 0.181    |    |
| 7     | 826  | Quashira MCINTOSH | ISV     | 07 Sep 97     | 4    | <b>12.44</b>   | 0.335    |    |

**Heat 8** 8      22 July 2014    21:37 START TIME      22° C    57 %  
TEMPERATURE    HUMIDITY      +1.2 m/s WIND

| PLACE | BIB | NAME           | COUNTRY | DATE of BIRTH | LANE | RESULT         | REACTION | Fn |
|-------|-----|----------------|---------|---------------|------|----------------|----------|----|
| 1     | 490 | Ángela TENORIO | ECU     | 27 Jan 96     | 6    | <b>11.27 q</b> | 0.179    |    |



**RESULTS**  
**100 Metres Women - Round 1**

| ALL-TIME TOP LIST |                               |                   |           | SEASON TOP LIST |                         |                      |           |
|-------------------|-------------------------------|-------------------|-----------|-----------------|-------------------------|----------------------|-----------|
| RESULT            | NAME                          | VENUE             | DATE      | RESULT          | NAME                    | VENUE                | DATE      |
| 10.88             | Marlies GÖHR (GDR)            | Dresden           | 1 Jul 77  | 11.10           | Kaylin WHITNEY (USA)    | Eugene (HF), OR      | 5 Jul 14  |
| 10.89             | Katrin KRABBE (GDR)           | Berlin            | 20 Jul 88 | 11.14           | Dina ASHER-SMITH (GBR)  | Mannheim (Hoffmann)  | 5 Jul 14  |
| 11.03             | Silke GLADISCH-MÖLLER (GDR)   | Berlin            | 8 Jun 83  | 11.22           | Ariana WASHINGTON (USA) | Clovis, CA           | 7 Jun 14  |
| 11.03             | English GARDNER (USA)         | Tucson, AZ        | 14 May 11 | 11.23           | Desiree HENRY (GBR)     | Gainesville, FL      | 4 Apr 14  |
| 11.04             | Angela WILLIAMS (USA)         | Boise, ID         | 5 Jun 99  | 11.25           | Ángela TENORIO (ECU)    | Medellín             | 31 May 14 |
| 11.07             | Bianca KNIGHT (USA)           | Eugene, OR        | 27 Jun 08 | 11.31           | Aaliyah BROWN (USA)     | Baton Rouge, LA      | 19 Apr 14 |
| 11.08             | Brenda MOREHEAD (USA)         | Eugene, OR        | 21 Jun 76 | 11.31           | Teahna DANIELS (USA)    | New York (Icahn), NY | 14 Jun 14 |
| 11.11             | Shakedia JONES (USA)          | Westwood, CA      | 2 May 98  | 11.32           | Jonielle SMITH (JAM)    | Kingston (NS), JAM   | 28 Mar 14 |
| 11.11             | Joan Uduak EKAH (NGR)         | Lausanne          | 2 Jul 99  | 11.34           | Krystal SPARLING (USA)  | Miramar, FL          | 24 Apr 14 |
| 11.12             | Veronica CAMPBELL-BROWN (JAM) | Santiago de Chile | 18 Oct 00 | 11.35           | Jada MARTIN (USA)       | Baton Rouge, LA      | 5 Apr 14  |
| 11.12             | Alexandria ANDERSON (USA)     | Indianapolis, IN  | 22 Jun 06 |                 |                         |                      |           |
| 11.12             | Aurieyall SCOTT (USA)         | Eugene, OR        | 24 Jun 11 |                 |                         |                      |           |





## RESULTS




## 200 Metres Women - Final

| RECORDS                         | RESULT                            | NAME                    | COUNTRY               | AGE | VENUE                    | DATE        |
|---------------------------------|-----------------------------------|-------------------------|-----------------------|-----|--------------------------|-------------|
| World Junior Record <b>WJR</b>  | <b>22.18</b>                      | Allyson FELIX           | USA                   | 19  | Athina (Olympic Stadium) | 25 Aug 2004 |
| Championships Record <b>CR</b>  | <b>22.53</b>                      | Anthonique STRACHAN     | BAH                   | 19  | Barcelona (OS)           | 13 Jul 2012 |
| World Junior Leading <b>WJL</b> | <b>22.49</b>                      | Kaylin WHITNEY          | USA                   | 16  | Eugene (HF), OR          | 6 Jul 2014  |
| Area Junior Record <b>AJR</b>   | National Junior Record <b>NJR</b> | Personal Best <b>PB</b> | Season Best <b>SB</b> |     |                          |             |

25 July 2014 19:53 START TIME

27° C TEMPERATURE 37% HUMIDITY

 +2.4 m/s WIND

| PLACE | BIB  | NAME                | COUNTRY | DATE of BIRTH | LANE | RESULT       | REACTION | Fn |
|-------|------|---------------------|---------|---------------|------|--------------|----------|----|
| 1     | 1630 | Kaylin WHITNEY      | USA     | 09 Mar 98     | 3    | <b>22.82</b> | 0.182    |    |
| 2     | 1395 | Irène EKELUND       | SWE     | 08 Mar 97     | 4    | <b>22.97</b> | 0.190    |    |
| 3     | 490  | Ángela TENORIO      | ECU     | 27 Jan 96     | 6    | <b>23.15</b> | 0.167    |    |
| 4     | 675  | Shannon HYLTON      | GBR     | 19 Dec 96     | 8    | <b>23.25</b> | 0.173    |    |
| 5     | 1604 | Jada MARTIN         | USA     | 08 Jun 95     | 7    | <b>23.35</b> | 0.164    |    |
| 6     | 436  | Arialis J. GANDULLA | CUB     | 22 Jun 95     | 5    | <b>23.48</b> | 0.261    |    |
| 7     | 919  | Natalliah WHYTE     | JAM     | 09 Aug 97     | 1    | <b>23.48</b> | 0.210    |    |
| 8     | 741  | Gina LÜCKENKEMPER   | GER     | 21 Nov 96     | 2    | <b>23.50</b> | 0.311    |    |

NOTE BIB 1630 - Yellow Card - 162.5(b) Delaying the start

## ALL-TIME TOP LIST

| RESULT | NAME                        | VENUE                  | DATE      |
|--------|-----------------------------|------------------------|-----------|
| 22.11  | Allyson FELIX (USA)         | Ciudad de México       | 3 May 03  |
| 22.19  | Natalya BOCHINA (URS)       | Moskva                 | 30 Jul 80 |
| 22.37  | Sabine RIEGER-GÜNTHER (GER) | Cottbus                | 26 Jun 82 |
| 22.42  | Gesine WALTHER (GER)        | Potsdam                | 29 Aug 81 |
| 22.43  | Bianca KNIGHT (USA)         | New York City, NY      | 31 May 08 |
| 22.45  | Grit BREUER (GER)           | Köln                   | 8 Sep 91  |
| 22.45  | Shaunae MILLER (BAH)        | Freeport               | 22 Jun 13 |
| 22.51  | Katrin KRABBE (GER)         | Berlin                 | 13 Sep 88 |
| 22.52  | Mary ONYALI-OMAGBEMI (NGR)  | Roma (Stadio Olimpico) | 3 Sep 87  |
| 22.53  | Anthonique STRACHAN (BAH)   | Barcelona (OS)         | 13 Jul 12 |

## SEASON TOP LIST

| RESULT | NAME                    | VENUE            | DATE      |
|--------|-------------------------|------------------|-----------|
| 22.49  | Kaylin WHITNEY (USA)    | Eugene (HF), OR  | 6 Jul 14  |
| 22.74  | Dina ASHER-SMITH (GBR)  | Bedford, GBR     | 22 Jun 14 |
| 22.95  | Brittany BROWN (USA)    | Fayetteville, AR | 31 May 14 |
| 22.96  | Ariana WASHINGTON (USA) | Clovis, CA       | 7 Jun 14  |
| 23.02  | Jada MARTIN (USA)       | Eugene (HF), OR  | 6 Jul 14  |
| 23.12  | Shakima WIMBLEY (USA)   | Chapel Hill, NC  | 19 Apr 14 |
| 23.12  | Aaliyah BROWN (USA)     | Lexington, KY    | 18 May 14 |
| 23.14  | Candace HILL (USA)      | Greensboro, NC   | 15 Jun 14 |
| 23.15  | Kendall BAISDEN (USA)   | Lubbock, TX      | 17 May 14 |
| 23.16  | Ángela TENORIO (ECU)    | Eugene           | 24 Jul 14 |

# RESULT PROGRESSION

## 200 Metres Women - Final



| RECORDS                         | RESULT                            | NAME                    | COUNTRY               | AGE | VENUE                    | DATE        |
|---------------------------------|-----------------------------------|-------------------------|-----------------------|-----|--------------------------|-------------|
| World Junior Record <b>WJR</b>  | 22.18                             | Allyson FELIX           | USA                   | 19  | Athina (Olympic Stadium) | 25 Aug 2004 |
| Championships Record <b>CR</b>  | 22.53                             | Anthonique STRACHAN     | BAH                   | 19  | Barcelona (OS)           | 13 Jul 2012 |
| World Junior Leading <b>WJL</b> | 22.49                             | Kaylin WHITNEY          | USA                   | 16  | Eugene (HF), OR          | 6 Jul 2014  |
| Area Junior Record <b>AJR</b>   | National Junior Record <b>NJR</b> | Personal Best <b>PB</b> | Season Best <b>SB</b> |     |                          |             |

25 July 2014

| RANK | BIB  | NAME                | COUNTRY | DATE of BIRTH | PHASE      | HEAT | LANE | PLACE | RESULT         | WIND           |
|------|------|---------------------|---------|---------------|------------|------|------|-------|----------------|----------------|
| 1    | 1630 | Kaylin WHITNEY      | USA     | 09 Mar 98     | Final      | 1    | 3    | 1     | <b>22.82</b>   | w +2.4         |
|      |      |                     |         |               | Semi-Final | 3    | 4    | 2     | <b>23.05 Q</b> | +1.4           |
|      |      |                     |         |               | Round 1    | 5    | 3    | 1     | <b>23.31 Q</b> | w +2.1         |
| 2    | 1395 | Iréne EKELUND       | SWE     | 08 Mar 97     | Final      | 1    | 4    | 2     | <b>22.97</b>   | w +2.4         |
|      |      |                     |         |               | Semi-Final | 1    | 6    | 1     | <b>22.97 Q</b> | w +2.5         |
|      |      |                     |         |               | Round 1    | 1    | 2    | 3     | <b>23.47 Q</b> | -1.8           |
| 3    | 490  | Ángela TENORIO      | ECU     | 27 Jan 96     | Final      | 1    | 6    | 3     | <b>23.15</b>   | w +2.4         |
|      |      |                     |         |               | Semi-Final | 2    | 4    | 3     | <b>23.16 Q</b> | <b>SB</b> +1.2 |
|      |      |                     |         |               | Round 1    | 7    | 6    | 5     | <b>23.55 Q</b> | +0.9           |
| 4    | 675  | Shannon HYLTON      | GBR     | 19 Dec 96     | Final      | 1    | 8    | 4     | <b>23.25</b>   | w +2.4         |
|      |      |                     |         |               | Semi-Final | 1    | 3    | 5     | <b>23.36 Q</b> | w +2.5         |
|      |      |                     |         |               | Round 1    | 1    | 1    | 9     | <b>23.78 Q</b> | -1.8           |
| 5    | 1604 | Jada MARTIN         | USA     | 08 Jun 95     | Final      | 1    | 7    | 5     | <b>23.35</b>   | w +2.4         |
|      |      |                     |         |               | Semi-Final | 2    | 6    | 7     | <b>23.57 Q</b> | +1.2           |
|      |      |                     |         |               | Round 1    | 4    | 7    | 6     | <b>23.62 Q</b> | +0.1           |
| 6    | 436  | Arialis J. GANDULLA | CUB     | 22 Jun 95     | Final      | 1    | 5    | 6     | <b>23.48</b>   | w +2.4         |
|      |      |                     |         |               | Semi-Final | 3    | 5    | 4     | <b>23.22 Q</b> | +1.4           |
|      |      |                     |         |               | Round 1    | 3    | 4    | 10    | <b>23.80 Q</b> | -1.2           |
| 6    | 919  | Nataliah WHYTE      | JAM     | 09 Aug 97     | Final      | 1    | 1    | 6     | <b>23.48</b>   | w +2.4         |
|      |      |                     |         |               | Semi-Final | 1    | 5    | 6     | <b>23.44 q</b> | w +2.5         |
|      |      |                     |         |               | Round 1    | 6    | 2    | 4     | <b>23.48 Q</b> | +1.9           |
| 8    | 741  | Gina LÜCKENKEMPER   | GER     | 21 Nov 96     | Final      | 1    | 2    | 8     | <b>23.50</b>   | w +2.4         |
|      |      |                     |         |               | Semi-Final | 2    | 3    | 8     | <b>23.67 q</b> | +1.2           |
|      |      |                     |         |               | Round 1    | 7    | 3    | 1     | <b>23.31 Q</b> | +0.9           |

**NOTE** BIB 1630 - Yellow Card - 162.5(b) Delaying the start

| ALL-TIME TOP LIST |                             |                        |           | SEASON TOP LIST |                         |                  |           |
|-------------------|-----------------------------|------------------------|-----------|-----------------|-------------------------|------------------|-----------|
| RESULT            | NAME                        | VENUE                  | DATE      | RESULT          | NAME                    | VENUE            | DATE      |
| 22.11             | Allyson FELIX (USA)         | Ciudad de México       | 3 May 03  | 22.49           | Kaylin WHITNEY (USA)    | Eugene (HF), OR  | 6 Jul 14  |
| 22.19             | Natalya BOCHINA (URS)       | Moskva                 | 30 Jul 80 | 22.74           | Dina ASHER-SMITH (GBR)  | Bedford, GBR     | 22 Jun 14 |
| 22.37             | Sabine RIEGER-GÜNTHER (GER) | Cottbus                | 26 Jun 82 | 22.95           | Brittany BROWN (USA)    | Fayetteville, AR | 31 May 14 |
| 22.42             | Gesine WALTHER (GER)        | Potsdam                | 29 Aug 81 | 22.96           | Ariana WASHINGTON (USA) | Clovis, CA       | 7 Jun 14  |
| 22.43             | Bianca KNIGHT (USA)         | New York City, NY      | 31 May 08 | 23.02           | Jada MARTIN (USA)       | Eugene (HF), OR  | 6 Jul 14  |
| 22.45             | Grit BREUER (GER)           | Köln                   | 8 Sep 91  | 23.12           | Shakima WIMBLEY (USA)   | Chapel Hill, NC  | 19 Apr 14 |
| 22.45             | Shaunae MILLER (BAH)        | Freeport               | 22 Jun 13 | 23.12           | Aaliyah BROWN (USA)     | Lexington, KY    | 18 May 14 |
| 22.51             | Katrin KRABBE (GER)         | Berlin                 | 13 Sep 88 | 23.14           | Candace HILL (USA)      | Greensboro, NC   | 15 Jun 14 |
| 22.52             | Mary ONYALI-OMAGBEMI (NGR)  | Roma (Stadio Olimpico) | 3 Sep 87  | 23.15           | Kendall BAISDEN (USA)   | Lubbock, TX      | 17 May 14 |
| 22.53             | Anthonique STRACHAN (BAH)   | Barcelona (OS)         | 13 Jul 12 | 23.16           | Ángela TENORIO (ECU)    | Eugene           | 24 Jul 14 |

# SUMMARY



## 200 Metres Women - Semi-Final

First 2 in each heat (Q) and the next 2 fastest (q) advance to the Final

| RECORDS                         | RESULT | NAME                              | COUNTRY | AGE                     | VENUE                    | DATE                  |
|---------------------------------|--------|-----------------------------------|---------|-------------------------|--------------------------|-----------------------|
| World Junior Record <b>WJR</b>  | 22.18  | Allyson FELIX                     | USA     | 19                      | Athina (Olympic Stadium) | 25 Aug 2004           |
| Championships Record <b>CR</b>  | 22.53  | Anthonique STRACHAN               | BAH     | 19                      | Barcelona (OS)           | 13 Jul 2012           |
| World Junior Leading <b>WJL</b> | 22.49  | Kaylin WHITNEY                    | USA     | 16                      | Eugene (HF), OR          | 6 Jul 2014            |
| Area Junior Record <b>AJR</b>   |        | National Junior Record <b>NJR</b> |         | Personal Best <b>PB</b> |                          | Season Best <b>SB</b> |

24 July 2014

| RANK | PLACE | HEAT | LANE | BIB  | NAME                          | COUNTRY | DATE of BIRTH | RESULT                   | WIND           |
|------|-------|------|------|------|-------------------------------|---------|---------------|--------------------------|----------------|
| 1    | 1     | 1    | 6    | 1395 | Iréne EKELUND                 | SWE     | 08 Mar 97     | <b>22.97 Q</b>           | w +2.5         |
| 2    | 1     | 3    | 4    | 1630 | Kaylin WHITNEY                | USA     | 09 Mar 98     | <b>23.05 Q</b>           | +1.4           |
| 3    | 1     | 2    | 4    | 490  | Ángela TENORIO                | ECU     | 27 Jan 96     | <b>23.16 Q</b> <b>SB</b> | +1.2           |
| 4    | 2     | 3    | 5    | 436  | Arialis J. GANDULLA           | CUB     | 22 Jun 95     | <b>23.22 Q</b>           | +1.4           |
| 5    | 2     | 1    | 3    | 675  | Shannon HYLTON                | GBR     | 19 Dec 96     | <b>23.36 Q</b>           | w +2.5         |
| 6    | 3     | 1    | 5    | 919  | Natalliah WHYTE               | JAM     | 09 Aug 97     | <b>23.44 q</b>           | w +2.5         |
| 7    | 2     | 2    | 6    | 1604 | Jada MARTIN                   | USA     | 08 Jun 95     | <b>23.57 Q</b>           | +1.2           |
| 8    | 3     | 2    | 3    | 741  | Gina LÜCKENKEMPER             | GER     | 21 Nov 96     | <b>23.67 q</b>           | +1.2           |
| 9    | 3     | 3    | 3    | 1451 | Kayelle CLARKE                | TTO     | 28 Feb 96     | <b>23.76</b>             | +1.4           |
| 9    | 4     | 1    | 4    | 869  | Johanelis HERRERA ABREU       | ITA     | 11 Aug 95     | <b>23.76</b>             | w +2.5         |
| 11   | 5     | 1    | 7    | 1363 | Sarah ATCHO                   | SUI     | 01 Jun 95     | <b>23.82</b>             | w +2.5         |
| 12   | 6     | 1    | 8    | 342  | Raquel TJERNAGEL              | CAN     | 25 Oct 97     | <b>23.90</b>             | w +2.5         |
| 13   | 4     | 3    | 6    | 171  | Maddison COATES               | AUS     | 27 Sep 97     | <b>23.91</b>             | <b>PB</b> +1.4 |
| 14   | 5     | 3    | 7    | 222  | Carmiesha COX                 | BAH     | 16 May 95     | <b>23.92</b>             | <b>SB</b> +1.4 |
| 15   | 4     | 2    | 7    | 292  | Vitoria Cristina ROSA         | BRA     | 12 Jan 96     | <b>24.01</b>             | +1.2           |
| 16   | 7     | 1    | 2    | 955  | Tomoka TSUCHIHASHI            | JPN     | 12 Jun 95     | <b>24.08</b>             | w +2.5         |
| 17   | 6     | 3    | 2    | 788  | Liliána GUBA                  | HUN     | 02 Nov 95     | <b>24.11</b>             | <b>PB</b> +1.4 |
| 18   | 5     | 2    | 2    | 335  | Leya BUCHANAN                 | CAN     | 17 Aug 96     | <b>24.17</b>             | +1.2           |
| 18   | 8     | 1    | 1    | 217  | Keianna ALBURY                | BAH     | 28 Jul 96     | <b>24.17</b>             | w +2.5         |
| 20   | 6     | 2    | 5    | 1321 | Veronica Shanti PEREIRA       | SIN     | 20 Sep 96     | <b>24.24</b>             | +1.2           |
| 21   | 7     | 2    | 8    | 1123 | Praise Oghenejefiro IDAMADUDU | NGR     | 15 Dec 98     | <b>24.25</b>             | +1.2           |
| 22   | 7     | 3    | 1    | 878  | Nelda HUGGINS                 | IVB     | 02 Feb 97     | <b>24.31</b>             | +1.4           |
| 23   | 8     | 3    | 8    | 236  | Sada WILLIAMS                 | BAR     | 01 Dec 97     | <b>24.37</b>             | +1.4           |
| 24   | 8     | 2    | 1    | 1273 | Simoné DU PLOOY               | RSA     | 14 Apr 96     | <b>24.46</b>             | +1.2           |

| ALL-TIME TOP LIST |                             |                        |           | SEASON TOP LIST |                         |                  |           |
|-------------------|-----------------------------|------------------------|-----------|-----------------|-------------------------|------------------|-----------|
| RESULT            | NAME                        | VENUE                  | DATE      | RESULT          | NAME                    | VENUE            | DATE      |
| 22.11             | Allyson FELIX (USA)         | Ciudad de México       | 3 May 03  | 22.49           | Kaylin WHITNEY (USA)    | Eugene (HF), OR  | 6 Jul 14  |
| 22.19             | Natalya BOCHINA (URS)       | Moskva                 | 30 Jul 80 | 22.74           | Dina ASHER-SMITH (GBR)  | Bedford, GBR     | 22 Jun 14 |
| 22.37             | Sabine RIEGER-GÜNTHER (GER) | Cottbus                | 26 Jun 82 | 22.95           | Brittany BROWN (USA)    | Fayetteville, AR | 31 May 14 |
| 22.42             | Gesine WALTHER (GER)        | Potsdam                | 29 Aug 81 | 22.96           | Ariana WASHINGTON (USA) | Clovis, CA       | 7 Jun 14  |
| 22.43             | Bianca KNIGHT (USA)         | New York City, NY      | 31 May 08 | 23.02           | Jada MARTIN (USA)       | Eugene (HF), OR  | 6 Jul 14  |
| 22.45             | Grit BREUER (GER)           | Köln                   | 8 Sep 91  | 23.12           | Shakima WIMBLEY (USA)   | Chapel Hill, NC  | 19 Apr 14 |
| 22.45             | Shaunae MILLER (BAH)        | Freeport               | 22 Jun 13 | 23.12           | Aaliyah BROWN (USA)     | Lexington, KY    | 18 May 14 |
| 22.51             | Katrin KRABBE (GER)         | Berlin                 | 13 Sep 88 | 23.14           | Candace HILL (USA)      | Greensboro, NC   | 15 Jun 14 |
| 22.52             | Mary ONYALI-OMAGBEMI (NGR)  | Roma (Stadio Olimpico) | 3 Sep 87  | 23.15           | Kendall BAISDEN (USA)   | Lubbock, TX      | 17 May 14 |
| 22.53             | Anthonique STRACHAN (BAH)   | Barcelona (OS)         | 13 Jul 12 | 23.16           | Ángela TENORIO (ECU)    | Eugene           | 24 Jul 14 |

# RESULTS



## 200 Metres Women - Semi-Final

First 2 in each heat (Q) and the next 2 fastest (q) advance to the Final

| RECORDS                         | RESULT NAME                       | COUNTRY                 | AGE                   | VENUE                    | DATE        |
|---------------------------------|-----------------------------------|-------------------------|-----------------------|--------------------------|-------------|
| World Junior Record <b>WJR</b>  | <b>22.18</b> Allyson FELIX        | USA                     | 19                    | Athína (Olympic Stadium) | 25 Aug 2004 |
| Championships Record <b>CR</b>  | <b>22.53</b> Anthonique STRACHAN  | BAH                     | 19                    | Barcelona (OS)           | 13 Jul 2012 |
| World Junior Leading <b>WJL</b> | <b>22.49</b> Kaylin WHITNEY       | USA                     | 16                    | Eugene (HF), OR          | 6 Jul 2014  |
| Area Junior Record <b>AJR</b>   | National Junior Record <b>NJR</b> | Personal Best <b>PB</b> | Season Best <b>SB</b> |                          |             |

### Heat 1

3

24 July 2014 18:08 START TIME

23° C TEMPERATURE 47 % HUMIDITY

+2.5 m/s WIND

| PLACE | BIB  | NAME                    | COUNTRY | DATE of BIRTH | LANE | RESULT         | REACTION | Fn |
|-------|------|-------------------------|---------|---------------|------|----------------|----------|----|
| 1     | 1395 | Irène EKELUND           | SWE     | 08 Mar 97     | 6    | <b>22.97 Q</b> | 0.222    |    |
| 2     | 675  | Shannon HYLTON          | GBR     | 19 Dec 96     | 3    | <b>23.36 Q</b> | 0.192    |    |
| 3     | 919  | Natalliah WHYTE         | JAM     | 09 Aug 97     | 5    | <b>23.44 q</b> | 0.305    |    |
| 4     | 869  | Johanelis HERRERA ABREU | ITA     | 11 Aug 95     | 4    | <b>23.76</b>   | 0.258    |    |
| 5     | 1363 | Sarah ATCHO             | SUI     | 01 Jun 95     | 7    | <b>23.82</b>   | 0.168    |    |
| 6     | 342  | Raquel TJERNAGEL        | CAN     | 25 Oct 97     | 8    | <b>23.90</b>   | 0.190    |    |
| 7     | 955  | Tomoka TSUCHIHASHI      | JPN     | 12 Jun 95     | 2    | <b>24.08</b>   | 0.245    |    |
| 8     | 217  | Keianna ALBURY          | BAH     | 28 Jul 96     | 1    | <b>24.17</b>   | 0.297    |    |

### Heat 2

3

24 July 2014 18:14 START TIME

23° C TEMPERATURE 44 % HUMIDITY

+1.2 m/s WIND

| PLACE | BIB  | NAME                          | COUNTRY | DATE of BIRTH | LANE | RESULT                   | REACTION | Fn |
|-------|------|-------------------------------|---------|---------------|------|--------------------------|----------|----|
| 1     | 490  | Ángela TENORIO                | ECU     | 27 Jan 96     | 4    | <b>23.16 Q</b> <b>SB</b> | 0.165    |    |
| 2     | 1604 | Jada MARTIN                   | USA     | 08 Jun 95     | 6    | <b>23.57 Q</b>           | 0.160    |    |
| 3     | 741  | Gina LÜCKENKEMPER             | GER     | 21 Nov 96     | 3    | <b>23.67 q</b>           | 0.265    |    |
| 4     | 292  | Vitoria Cristina ROSA         | BRA     | 12 Jan 96     | 7    | <b>24.01</b>             | 0.205    |    |
| 5     | 335  | Leya BUCHANAN                 | CAN     | 17 Aug 96     | 2    | <b>24.17</b>             | 0.146    |    |
| 6     | 1321 | Veronica Shanti PEREIRA       | SIN     | 20 Sep 96     | 5    | <b>24.24</b>             | 0.206    |    |
| 7     | 1123 | Praise Oghenefejiro IDAMADUDU | NGR     | 15 Dec 98     | 8    | <b>24.25</b>             | 0.204    |    |
| 8     | 1273 | Simoné DU PLOOY               | RSA     | 14 Apr 96     | 1    | <b>24.46</b>             | 0.191    |    |

### Heat 3

3

24 July 2014 18:22 START TIME

23° C TEMPERATURE 44 % HUMIDITY

+1.4 m/s WIND

| PLACE | BIB  | NAME                | COUNTRY | DATE of BIRTH | LANE | RESULT                 | REACTION | Fn |
|-------|------|---------------------|---------|---------------|------|------------------------|----------|----|
| 1     | 1630 | Kaylin WHITNEY      | USA     | 09 Mar 98     | 4    | <b>23.05 Q</b>         | 0.213    |    |
| 2     | 436  | Arialis J. GANDULLA | CUB     | 22 Jun 95     | 5    | <b>23.22 Q</b>         | 0.214    |    |
| 3     | 1451 | Kayelle CLARKE      | TTO     | 28 Feb 96     | 3    | <b>23.76</b>           | 0.208    |    |
| 4     | 171  | Maddison COATES     | AUS     | 27 Sep 97     | 6    | <b>23.91</b> <b>PB</b> | 0.217    |    |
| 5     | 222  | Carmiesha COX       | BAH     | 16 May 95     | 7    | <b>23.92</b> <b>SB</b> | 0.260    |    |
| 6     | 788  | Liliána GUBA        | HUN     | 02 Nov 95     | 2    | <b>24.11</b> <b>PB</b> | 0.216    |    |
| 7     | 878  | Nelda HUGGINS       | IVB     | 02 Feb 97     | 1    | <b>24.31</b>           | 0.193    |    |
| 8     | 236  | Sada WILLIAMS       | BAR     | 01 Dec 97     | 8    | <b>24.37</b>           | 0.247    |    |

#### ALL-TIME TOP LIST

| RESULT | NAME                        | VENUE                  | DATE      |
|--------|-----------------------------|------------------------|-----------|
| 22.11  | Allyson FELIX (USA)         | Ciudad de México       | 3 May 03  |
| 22.19  | Natalya BOCHINA (URS)       | Moskva                 | 30 Jul 80 |
| 22.37  | Sabine RIEGER-GÜNTHER (GER) | Cottbus                | 26 Jun 82 |
| 22.42  | Gesine WALTHER (GER)        | Potsdam                | 29 Aug 81 |
| 22.43  | Bianca KNIGHT (USA)         | New York City, NY      | 31 May 08 |
| 22.45  | Grit BREUER (GER)           | Köln                   | 8 Sep 91  |
| 22.45  | Shaunae MILLER (BAH)        | Freeport               | 22 Jun 13 |
| 22.51  | Katrin KRABBE (GER)         | Berlin                 | 13 Sep 88 |
| 22.52  | Mary ONYALI-OMAGBEMI (NGR)  | Roma (Stadio Olimpico) | 3 Sep 87  |
| 22.53  | Anthonique STRACHAN (BAH)   | Barcelona (OS)         | 13 Jul 12 |

#### SEASON TOP LIST

| RESULT | NAME                    | VENUE            | DATE      |
|--------|-------------------------|------------------|-----------|
| 22.49  | Kaylin WHITNEY (USA)    | Eugene (HF), OR  | 6 Jul 14  |
| 22.74  | Dina ASHER-SMITH (GBR)  | Bedford, GBR     | 22 Jun 14 |
| 22.95  | Brittany BROWN (USA)    | Fayetteville, AR | 31 May 14 |
| 22.96  | Ariana WASHINGTON (USA) | Clovis, CA       | 7 Jun 14  |
| 23.02  | Jada MARTIN (USA)       | Eugene (HF), OR  | 6 Jul 14  |
| 23.12  | Shakima WIMBLEY (USA)   | Chapel Hill, NC  | 19 Apr 14 |
| 23.12  | Aaliyah BROWN (USA)     | Lexington, KY    | 18 May 14 |
| 23.14  | Candace HILL (USA)      | Greensboro, NC   | 15 Jun 14 |
| 23.15  | Kendall BAISDEN (USA)   | Lubbock, TX      | 17 May 14 |
| 23.16  | Ángela TENORIO (ECU)    | Eugene           | 24 Jul 14 |

# SUMMARY



## 200 Metres Women - Round 1

First 3 in each heat (Q) and the next 3 fastest (q) advance to the Semi-Finals

**BY THE REFEREE'S DECISION, ATHLETE BIB 1204 FAILED TO COMPETE WITH BONA FIDE EFFORT**

| RECORDS                         | RESULT                            | NAME                | COUNTRY | AGE                     | VENUE                    | DATE        |
|---------------------------------|-----------------------------------|---------------------|---------|-------------------------|--------------------------|-------------|
| World Junior Record <b>WJR</b>  | 22.18                             | Allyson FELIX       | USA     | 19                      | Athina (Olympic Stadium) | 25 Aug 2004 |
| Championships Record <b>CR</b>  | 22.53                             | Anthonique STRACHAN | BAH     | 19                      | Barcelona (OS)           | 13 Jul 2012 |
| World Junior Leading <b>WJL</b> | 22.49                             | Kaylin WHITNEY      | USA     | 16                      | Eugene (HF), OR          | 6 Jul 2014  |
| Area Junior Record <b>AJR</b>   | National Junior Record <b>NJR</b> |                     |         | Personal Best <b>PB</b> | Season Best <b>SB</b>    |             |

24 July 2014

| RANK | PLACE | HEAT | LANE | BIB  | NAME                          | COUNTRY | DATE of BIRTH | RESULT         | WIND           |
|------|-------|------|------|------|-------------------------------|---------|---------------|----------------|----------------|
| 1    | 1     | 7    | 3    | 741  | Gina LÜCKENKEMPER             | GER     | 21 Nov 96     | <b>23.31 Q</b> | +0.9           |
| 1    | 1     | 5    | 3    | 1630 | Kaylin WHITNEY                | USA     | 09 Mar 98     | <b>23.31 Q</b> | w +2.1         |
| 3    | 1     | 1    | 2    | 1395 | Iréne EKELUND                 | SWE     | 08 Mar 97     | <b>23.47 Q</b> | -1.8           |
| 4    | 1     | 6    | 2    | 919  | Natalliah WHYTE               | JAM     | 09 Aug 97     | <b>23.48 Q</b> | +1.9           |
| 5    | 2     | 7    | 6    | 490  | Ángela TENORIO                | ECU     | 27 Jan 96     | <b>23.55 Q</b> | +0.9           |
| 6    | 1     | 4    | 7    | 1604 | Jada MARTIN                   | USA     | 08 Jun 95     | <b>23.62 Q</b> | +0.1           |
| 7    | 2     | 6    | 1    | 869  | Johanelis HERRERA ABREU       | ITA     | 11 Aug 95     | <b>23.70 Q</b> | <b>PB</b> +1.9 |
| 8    | 3     | 6    | 8    | 342  | Raquel TJERNAGEL              | CAN     | 25 Oct 97     | <b>23.75 Q</b> | <b>PB</b> +1.9 |
| 9    | 2     | 1    | 1    | 675  | Shannon HYLTON                | GBR     | 19 Dec 96     | <b>23.78 Q</b> | -1.8           |
| 10   | 1     | 3    | 4    | 436  | Arialis J. GANDULLA           | CUB     | 22 Jun 95     | <b>23.80 Q</b> | -1.2           |
| 11   | 2     | 5    | 6    | 1321 | Veronica Shanti PEREIRA       | SIN     | 20 Sep 96     | <b>23.87 Q</b> | w +2.1         |
| 12   | 3     | 5    | 5    | 1363 | Sarah ATCHO                   | SUI     | 01 Jun 95     | <b>23.94 Q</b> | w +2.1         |
| 13   | 4     | 5    | 2    | 217  | Keianna ALBURY                | BAH     | 28 Jul 96     | <b>23.96 q</b> | w +2.1         |
| 13   | 5     | 5    | 4    | 335  | Leya BUCHANAN                 | CAN     | 17 Aug 96     | <b>23.96 q</b> | w +2.1         |
| 15   | 2     | 4    | 3    | 1451 | Kayelle CLARKE                | TTO     | 28 Feb 96     | <b>24.00 Q</b> | +0.1           |
| 16   | 4     | 6    | 6    | 878  | Nelda HUGGINS                 | IVB     | 02 Feb 97     | <b>24.03 q</b> | +1.9           |
| 17   | 3     | 7    | 5    | 292  | Vitoria Cristina ROSA         | BRA     | 12 Jan 96     | <b>24.05 Q</b> | +0.9           |
| 18   | 4     | 7    | 7    | 814  | Clíodhna MANNING              | IRL     | 26 Apr 95     | <b>24.15</b>   | <b>PB</b> +0.9 |
| 19   | 3     | 4    | 1    | 222  | Carmiesha COX                 | BAH     | 16 May 95     | <b>24.18 Q</b> | <b>SB</b> +0.1 |
| 20   | 1     | 2    | 4    | 171  | Maddison COATES               | AUS     | 27 Sep 97     | <b>24.20 Q</b> | -1.8           |
| 20   | 2     | 3    | 7    | 236  | Sada WILLIAMS                 | BAR     | 01 Dec 97     | <b>24.20 Q</b> | -1.2           |
| 22   | 6     | 5    | 1    | 949  | Anna DOI                      | JPN     | 24 Aug 95     | <b>24.23</b>   | w +2.1         |
| 23   | 3     | 3    | 5    | 788  | Liliána GUBA                  | HUN     | 02 Nov 95     | <b>24.26 Q</b> | <b>PB</b> -1.2 |
| 24   | 4     | 4    | 5    | 1076 | Cecilia TAMAYO                | MEX     | 04 Mar 97     | <b>24.32</b>   | +0.1           |
| 25   | 5     | 4    | 6    | 1170 | Zion CORRALES-NELSON          | PHI     | 10 Nov 98     | <b>24.34</b>   | +0.1           |
| 26   | 7     | 5    | 7    | 276  | Loungo MATLHAKU               | BOT     | 24 Mar 95     | <b>24.39</b>   | w +2.1         |
| 27   | 2     | 2    | 1    | 1123 | Praise Oghenefejiro IDAMADUDU | NGR     | 15 Dec 98     | <b>24.43 Q</b> | -1.8           |
| 28   | 6     | 4    | 2    | 1275 | Robyn HAUPT                   | RSA     | 04 Jan 96     | <b>24.44</b>   | +0.1           |
| 29   | 3     | 2    | 2    | 1273 | Simóné DU PLOOY               | RSA     | 14 Apr 96     | <b>24.45 Q</b> | -1.8           |
| 29   | 5     | 6    | 5    | 403  | Evelyn RIVERA                 | COL     | 03 Dec 97     | <b>24.45</b>   | +1.9           |
| 31   | 4     | 2    | 3    | 899  | Kedisha DALLAS                | JAM     | 11 Mar 95     | <b>24.46</b>   | -1.8           |
| 32   | 3     | 1    | 4    | 955  | Tomoka TSUCHIHASHI            | JPN     | 12 Jun 95     | <b>24.49 Q</b> | -1.8           |
| 33   | 4     | 3    | 2    | 1171 | Kayla Anise RICHARDSON        | PHI     | 17 Apr 98     | <b>24.53</b>   | -1.2           |
| 34   | 4     | 1    | 8    | 1249 | Ioana GHEORGHE                | ROU     | 29 Apr 97     | <b>24.56</b>   | -1.8           |
| 34   | 5     | 3    | 3    | 293  | Mirna DA SILVA                | BRA     | 06 Jan 97     | <b>24.56</b>   | -1.2           |
| 36   | 5     | 7    | 8    | 772  | Brenessa THOMPSON             | GUY     | 22 Jul 96     | <b>24.61</b>   | +0.9           |
| 37   | 6     | 6    | 3    | 1344 | Maja POGOREVC                 | SLO     | 31 Jul 96     | <b>24.65</b>   | +1.9           |





**SUMMARY**  
**200 Metres Women - Round 1**

24 July 2014

| RANK | PLACE | HEAT | LANE | BIB  | NAME                     | COUNTRY | DATE of BIRTH | RESULT       | WIND           |
|------|-------|------|------|------|--------------------------|---------|---------------|--------------|----------------|
| 38   | 5     | 1    | 5    | 1636 | Nigina SHARIPOVA         | UZB     | 10 Aug 95     | <b>24.68</b> | -1.8           |
| 38   | 6     | 3    | 8    | 194  | Savannah MAPALAGAMA      | AUT     | 18 Oct 95     | <b>24.68</b> | -1.2           |
| 40   | 5     | 2    | 6    | 875  | Annalisa SPADOTTO SCOTT  | ITA     | 09 Mar 96     | <b>24.83</b> | -1.8           |
| 41   | 6     | 7    | 1    | 399  | Astrid BALANTA           | COL     | 04 Mar 97     | <b>24.88</b> | +0.9           |
| 42   | 7     | 3    | 1    | 754  | Suzie ACOLATSE           | GHA     | 17 Jun 97     | <b>24.92</b> | -1.2           |
| 43   | 6     | 1    | 6    | 121  | Valeria BARÓN            | ARG     | 02 Mar 95     | <b>25.15</b> | -1.8           |
| 44   | 7     | 4    | 4    | 1205 | Zofia WRÓBLEWSKA         | POL     | 01 Aug 95     | <b>25.16</b> | +0.1           |
| 45   | 7     | 7    | 4    | 1635 | Liliya MANASIPOVA        | UZB     | 15 Apr 96     | <b>25.25</b> | +0.9           |
| 46   | 6     | 2    | 7    | 815  | Niamh MCNICOL            | IRL     | 01 May 97     | <b>25.38</b> | -1.8           |
| 47   | 8     | 3    | 6    | 1079 | Drita ISLAMI             | MKD     | 01 Aug 96     | <b>25.91</b> | <b>PB</b> -1.2 |
| 48   | 7     | 6    | 7    | 579  | Tegest TAMANGNU          | ETH     | 17 Sep 96     | <b>27.98</b> | +1.9           |
| 49   | 7     | 1    | 7    | 639  | Leandry-Celeste DIGOMBOU | GAB     | 22 Mar 97     | <b>30.00</b> | <b>PB</b> -1.8 |
|      |       |      | 1    | 3    | 1204 Ewa SWOBODA         | POL     | 26 Jul 97     | <b>DNF</b>   | -1.8           |
|      |       |      | 2    | 5    | 666 Dina ASHER-SMITH     | GBR     | 04 Dec 95     | <b>DNS</b>   | -1.8           |
|      |       |      | 6    | 4    | 365 María Ignacia MONTT  | CHI     | 23 Feb 96     | <b>DNS</b>   | +1.9           |
|      |       |      | 7    | 2    | 1035 Tiffany TSHILUMBA   | LUX     | 28 Oct 96     | <b>DNS</b>   | +0.9           |

| ALL-TIME TOP LIST |                             |                        |           | SEASON TOP LIST |                           |                  |           |
|-------------------|-----------------------------|------------------------|-----------|-----------------|---------------------------|------------------|-----------|
| RESULT            | NAME                        | VENUE                  | DATE      | RESULT          | NAME                      | VENUE            | DATE      |
| 22.11             | Allyson FELIX (USA)         | Ciudad de México       | 3 May 03  | 22.49           | Kaylin WHITNEY (USA)      | Eugene (HF), OR  | 6 Jul 14  |
| 22.19             | Natalya BOCHINA (URS)       | Moskva                 | 30 Jul 80 | 22.74           | Dina ASHER-SMITH (GBR)    | Bedford, GBR     | 22 Jun 14 |
| 22.37             | Sabine RIEGER-GÜNTHER (GER) | Cottbus                | 26 Jun 82 | 22.95           | Brittany BROWN (USA)      | Fayetteville, AR | 31 May 14 |
| 22.42             | Gesine WALTHER (GER)        | Potsdam                | 29 Aug 81 | 22.96           | Ariana WASHINGTON (USA)   | Clovis, CA       | 7 Jun 14  |
| 22.43             | Bianca KNIGHT (USA)         | New York City, NY      | 31 May 08 | 23.02           | Jada MARTIN (USA)         | Eugene (HF), OR  | 6 Jul 14  |
| 22.45             | Grit BREUER (GER)           | Köln                   | 8 Sep 91  | 23.12           | Shakima WIMBLEY (USA)     | Chapel Hill, NC  | 19 Apr 14 |
| 22.45             | Shaunae MILLER (BAH)        | Freeport               | 22 Jun 13 | 23.12           | Aaliyah BROWN (USA)       | Lexington, KY    | 18 May 14 |
| 22.51             | Katrin KRABBE (GER)         | Berlin                 | 13 Sep 88 | 23.14           | Candace HILL (USA)        | Greensboro, NC   | 15 Jun 14 |
| 22.52             | Mary ONYALI-OMAGBEMI (NGR)  | Roma (Stadio Olimpico) | 3 Sep 87  | 23.15           | Kendall BAISDEN (USA)     | Lubbock, TX      | 17 May 14 |
| 22.53             | Anthonique STRACHAN (BAH)   | Barcelona (OS)         | 13 Jul 12 | 23.19           | Arialis J. GANDULLA (CUB) | Camagüey         | 8 Mar 14  |



# RESULTS



## 200 Metres Women - Round 1

First 3 in each heat (Q) and the next 3 fastest (q) advance to the Semi-Finals

**BY THE REFEREE'S DECISION, ATHLETE BIB 1204 FAILED TO COMPETE WITH BONA FIDE EFFORT**

| RECORDS                         | RESULT NAME                       | COUNTRY                 | AGE                   | VENUE                    | DATE        |
|---------------------------------|-----------------------------------|-------------------------|-----------------------|--------------------------|-------------|
| World Junior Record <b>WJR</b>  | <b>22.18</b> Allyson FELIX        | USA                     | 19                    | Athina (Olympic Stadium) | 25 Aug 2004 |
| Championships Record <b>CR</b>  | <b>22.53</b> Anthonique STRACHAN  | BAH                     | 19                    | Barcelona (OS)           | 13 Jul 2012 |
| World Junior Leading <b>WJL</b> | <b>22.49</b> Kaylin WHITNEY       | USA                     | 16                    | Eugene (HF), OR          | 6 Jul 2014  |
| Area Junior Record <b>AJR</b>   | National Junior Record <b>NJR</b> | Personal Best <b>PB</b> | Season Best <b>SB</b> |                          |             |

**Heat 1** **7** 24 July 2014 11:38 START TIME 20° C TEMPERATURE 56 % HUMIDITY -1.8 m/s WIND

| PLACE | BIB  | NAME                     | COUNTRY | DATE of BIRTH | LANE | RESULT                 | REACTION | Fn |
|-------|------|--------------------------|---------|---------------|------|------------------------|----------|----|
| 1     | 1395 | Iréne EKELUND            | SWE     | 08 Mar 97     | 2    | <b>23.47 Q</b>         | 0.200    |    |
| 2     | 675  | Shannon HYLTON           | GBR     | 19 Dec 96     | 1    | <b>23.78 Q</b>         | 0.211    |    |
| 3     | 955  | Tomoka TSUCHIHASHI       | JPN     | 12 Jun 95     | 4    | <b>24.49 Q</b>         | 0.195    |    |
| 4     | 1249 | Ioana GHEORGHE           | ROU     | 29 Apr 97     | 8    | <b>24.56</b>           | 0.207    |    |
| 5     | 1636 | Nigina SHARIPOVA         | UZB     | 10 Aug 95     | 5    | <b>24.68</b>           | 0.212    |    |
| 6     | 121  | Valeria BARÓN            | ARG     | 02 Mar 95     | 6    | <b>25.15</b>           | 0.276    |    |
| 7     | 639  | Leandry-Celeste DIGOMBOU | GAB     | 22 Mar 97     | 7    | <b>30.00</b> <b>PB</b> | 0.227    |    |
|       | 1204 | Ewa SWOBODA              | POL     | 26 Jul 97     | 3    | <b>DNF</b>             | 0.156    |    |

**Heat 2** **7** 24 July 2014 11:45 START TIME 20° C TEMPERATURE 56 % HUMIDITY -1.8 m/s WIND

| PLACE | BIB  | NAME                          | COUNTRY | DATE of BIRTH | LANE | RESULT         | REACTION | Fn |
|-------|------|-------------------------------|---------|---------------|------|----------------|----------|----|
| 1     | 171  | Maddison COATES               | AUS     | 27 Sep 97     | 4    | <b>24.20 Q</b> | 0.192    |    |
| 2     | 1123 | Praise Oghenefejiro IDAMADUDU | NGR     | 15 Dec 98     | 1    | <b>24.43 Q</b> | 0.260    |    |
| 3     | 1273 | Simóné DU PLOOY               | RSA     | 14 Apr 96     | 2    | <b>24.45 Q</b> | 0.181    |    |
| 4     | 899  | Kedisha DALLAS                | JAM     | 11 Mar 95     | 3    | <b>24.46</b>   | 0.175    |    |
| 5     | 875  | Annalisa SPADOTTO SCOTT       | ITA     | 09 Mar 96     | 6    | <b>24.83</b>   | 0.199    |    |
| 6     | 815  | Niamh MCNICOL                 | IRL     | 01 May 97     | 7    | <b>25.38</b>   | 0.188    |    |
|       | 666  | Dina ASHER-SMITH              | GBR     | 04 Dec 95     | 5    | <b>DNS</b>     |          |    |

**Heat 3** **7** 24 July 2014 11:51 START TIME 20° C TEMPERATURE 56 % HUMIDITY -1.2 m/s WIND

| PLACE | BIB  | NAME                   | COUNTRY | DATE of BIRTH | LANE | RESULT                   | REACTION | Fn |
|-------|------|------------------------|---------|---------------|------|--------------------------|----------|----|
| 1     | 436  | Arialis J. GANDULLA    | CUB     | 22 Jun 95     | 4    | <b>23.80 Q</b>           | 0.208    |    |
| 2     | 236  | Sada WILLIAMS          | BAR     | 01 Dec 97     | 7    | <b>24.20 Q</b>           | 0.220    |    |
| 3     | 788  | Liliána GUBA           | HUN     | 02 Nov 95     | 5    | <b>24.26 Q</b> <b>PB</b> | 0.264    |    |
| 4     | 1171 | Kayla Anise RICHARDSON | PHI     | 17 Apr 98     | 2    | <b>24.53</b>             | 0.185    |    |
| 5     | 293  | Mirna DA SILVA         | BRA     | 06 Jan 97     | 3    | <b>24.56</b>             | 0.195    |    |
| 6     | 194  | Savannah MAPALAGAMA    | AUT     | 18 Oct 95     | 8    | <b>24.68</b>             | 0.210    |    |
| 7     | 754  | Suzie ACOLATSE         | GHA     | 17 Jun 97     | 1    | <b>24.92</b>             | 0.283    |    |
| 8     | 1079 | Drita ISLAMI           | MKD     | 01 Aug 96     | 6    | <b>25.91</b> <b>PB</b>   | 0.211    |    |



**RESULTS**  
**200 Metres Women - Round 1**

**Heat 4** 7      24 July 2014    11:56 START TIME      20° C    56 %  
TEMPERATURE    HUMIDITY      +0.1 m/s WIND

| PLACE | BIB  | NAME                 | COUNTRY | DATE of BIRTH | LANE | RESULT         | REACTION | Fn        |
|-------|------|----------------------|---------|---------------|------|----------------|----------|-----------|
| 1     | 1604 | Jada MARTIN          | USA     | 08 Jun 95     | 7    | <b>23.62 Q</b> | 0.185    |           |
| 2     | 1451 | Kayelle CLARKE       | TTO     | 28 Feb 96     | 3    | <b>24.00 Q</b> | 0.211    |           |
| 3     | 222  | Carmiesha COX        | BAH     | 16 May 95     | 1    | <b>24.18 Q</b> | 0.246    | <b>SB</b> |
| 4     | 1076 | Cecilia TAMAYO       | MEX     | 04 Mar 97     | 5    | <b>24.32</b>   | 0.221    |           |
| 5     | 1170 | Zion CORRALES-NELSON | PHI     | 10 Nov 98     | 6    | <b>24.34</b>   | 0.182    |           |
| 6     | 1275 | Robyn HAUPT          | RSA     | 04 Jan 96     | 2    | <b>24.44</b>   | 0.209    |           |
| 7     | 1205 | Zofia WRÓBLEWSKA     | POL     | 01 Aug 95     | 4    | <b>25.16</b>   | 0.185    |           |

**Heat 5** 7      24 July 2014    12:02 START TIME      20° C    56 %  
TEMPERATURE    HUMIDITY      +2.1 m/s WIND

| PLACE | BIB  | NAME                    | COUNTRY | DATE of BIRTH | LANE | RESULT         | REACTION | Fn |
|-------|------|-------------------------|---------|---------------|------|----------------|----------|----|
| 1     | 1630 | Kaylin WHITNEY          | USA     | 09 Mar 98     | 3    | <b>23.31 Q</b> | 0.188    |    |
| 2     | 1321 | Veronica Shanti PEREIRA | SIN     | 20 Sep 96     | 6    | <b>23.87 Q</b> | 0.200    |    |
| 3     | 1363 | Sarah ATCHO             | SUI     | 01 Jun 95     | 5    | <b>23.94 Q</b> | 0.189    |    |
| 4     | 217  | Keianna ALBURY          | BAH     | 28 Jul 96     | 2    | <b>23.96 q</b> | 0.182    |    |
| 5     | 335  | Leya BUCHANAN           | CAN     | 17 Aug 96     | 4    | <b>23.96 q</b> | 0.137    |    |
| 6     | 949  | Anna DOI                | JPN     | 24 Aug 95     | 1    | <b>24.23</b>   | 0.163    |    |
| 7     | 276  | Loungo MATLHAKU         | BOT     | 24 Mar 95     | 7    | <b>24.39</b>   | 0.163    |    |

**Heat 6** 7      24 July 2014    12:09 START TIME      21° C    53 %  
TEMPERATURE    HUMIDITY      +1.9 m/s WIND

| PLACE | BIB  | NAME                    | COUNTRY | DATE of BIRTH | LANE | RESULT         | REACTION | Fn        |
|-------|------|-------------------------|---------|---------------|------|----------------|----------|-----------|
| 1     | 919  | Natalliah WHYTE         | JAM     | 09 Aug 97     | 2    | <b>23.48 Q</b> | 0.180    |           |
| 2     | 869  | Johanelis HERRERA ABREU | ITA     | 11 Aug 95     | 1    | <b>23.70 Q</b> | 0.251    | <b>PB</b> |
| 3     | 342  | Raquel TJERNAGEL        | CAN     | 25 Oct 97     | 8    | <b>23.75 Q</b> | 0.192    | <b>PB</b> |
| 4     | 878  | Nelda HUGGINS           | IVB     | 02 Feb 97     | 6    | <b>24.03 q</b> | 0.194    |           |
| 5     | 403  | Evelyn RIVERA           | COL     | 03 Dec 97     | 5    | <b>24.45</b>   | 0.199    |           |
| 6     | 1344 | Maja POGOREVC           | SLO     | 31 Jul 96     | 3    | <b>24.65</b>   | 0.206    |           |
| 7     | 579  | Tegest TAMANGNU         | ETH     | 17 Sep 96     | 7    | <b>27.98</b>   | 0.199    |           |
|       | 365  | María Ignacia MONTT     | CHI     | 23 Feb 96     | 4    | <b>DNS</b>     |          |           |

**Heat 7** 7      24 July 2014    12:15 START TIME      20° C    56 %  
TEMPERATURE    HUMIDITY      +0.9 m/s WIND

| PLACE | BIB  | NAME                  | COUNTRY | DATE of BIRTH | LANE | RESULT         | REACTION | Fn        |
|-------|------|-----------------------|---------|---------------|------|----------------|----------|-----------|
| 1     | 741  | Gina LÜCKENKEMPER     | GER     | 21 Nov 96     | 3    | <b>23.31 Q</b> | 0.299    |           |
| 2     | 490  | Ángela TENORIO        | ECU     | 27 Jan 96     | 6    | <b>23.55 Q</b> | 0.196    |           |
| 3     | 292  | Vitoria Cristina ROSA | BRA     | 12 Jan 96     | 5    | <b>24.05 Q</b> | 0.223    |           |
| 4     | 814  | Clíodhna MANNING      | IRL     | 26 Apr 95     | 7    | <b>24.15</b>   | 0.193    | <b>PB</b> |
| 5     | 772  | Brenessa THOMPSON     | GUY     | 22 Jul 96     | 8    | <b>24.61</b>   | 0.192    |           |
| 6     | 399  | Astrid BALANTA        | COL     | 04 Mar 97     | 1    | <b>24.88</b>   | 0.191    |           |
| 7     | 1635 | Liliya MANASIPOVA     | UZB     | 15 Apr 96     | 4    | <b>25.25</b>   | 0.240    |           |
|       | 1035 | Tiffany TSHILUMBA     | LUX     | 28 Oct 96     | 2    | <b>DNS</b>     |          |           |







**RESULTS**  
**200 Metres Women - Round 1**

| ALL-TIME TOP LIST |                             |                        |           | SEASON TOP LIST |                           |                  |           |
|-------------------|-----------------------------|------------------------|-----------|-----------------|---------------------------|------------------|-----------|
| RESULT            | NAME                        | VENUE                  | DATE      | RESULT          | NAME                      | VENUE            | DATE      |
| 22.11             | Allyson FELIX (USA)         | Ciudad de México       | 3 May 03  | 22.49           | Kaylin WHITNEY (USA)      | Eugene (HF), OR  | 6 Jul 14  |
| 22.19             | Natalya BOCHINA (URS)       | Moskva                 | 30 Jul 80 | 22.74           | Dina ASHER-SMITH (GBR)    | Bedford, GBR     | 22 Jun 14 |
| 22.37             | Sabine RIEGER-GÜNTHER (GER) | Cottbus                | 26 Jun 82 | 22.95           | Brittany BROWN (USA)      | Fayetteville, AR | 31 May 14 |
| 22.42             | Gesine WALTHER (GER)        | Potsdam                | 29 Aug 81 | 22.96           | Ariana WASHINGTON (USA)   | Clovis, CA       | 7 Jun 14  |
| 22.43             | Bianca KNIGHT (USA)         | New York City, NY      | 31 May 08 | 23.02           | Jada MARTIN (USA)         | Eugene (HF), OR  | 6 Jul 14  |
| 22.45             | Grit BREUER (GER)           | Köln                   | 8 Sep 91  | 23.12           | Shakima WIMBLEY (USA)     | Chapel Hill, NC  | 19 Apr 14 |
| 22.45             | Shaunae MILLER (BAH)        | Freeport               | 22 Jun 13 | 23.12           | Aaliyah BROWN (USA)       | Lexington, KY    | 18 May 14 |
| 22.51             | Katrin KRABBE (GER)         | Berlin                 | 13 Sep 88 | 23.14           | Candace HILL (USA)        | Greensboro, NC   | 15 Jun 14 |
| 22.52             | Mary ONYALI-OMAGBEMI (NGR)  | Roma (Stadio Olimpico) | 3 Sep 87  | 23.15           | Kendall BAISDEN (USA)     | Lubbock, TX      | 17 May 14 |
| 22.53             | Anthonique STRACHAN (BAH)   | Barcelona (OS)         | 13 Jul 12 | 23.19           | Arialis J. GANDULLA (CUB) | Camagüey         | 8 Mar 14  |



# RESULTS



## 400 Metres Women - Final

| RECORDS                         | RESULT                            | NAME                    | COUNTRY               | AGE | VENUE          | DATE        |
|---------------------------------|-----------------------------------|-------------------------|-----------------------|-----|----------------|-------------|
| World Junior Record <b>WJR</b>  | <b>49.42</b>                      | Grit BREUER             | GER                   | 19  | Tokyo          | 27 Aug 1991 |
| Championships Record <b>CR</b>  | <b>50.50</b>                      | Ashley SPENCER          | USA                   | 19  | Barcelona (OS) | 13 Jul 2012 |
| World Junior Leading <b>WJL</b> | <b>50.46</b>                      | Kendall BAISDEN         | USA                   | 19  | Lubbock, TX    | 18 May 2014 |
| Area Junior Record <b>AJR</b>   | National Junior Record <b>NJR</b> | Personal Best <b>PB</b> | Season Best <b>SB</b> |     |                |             |

25 July 2014 20:29 START TIME 25° C 41 %  
TEMPERATURE HUMIDITY

| PLACE | BIB  | NAME                           | COUNTRY | DATE of BIRTH | LANE | RESULT       | REACTION     | Fr |
|-------|------|--------------------------------|---------|---------------|------|--------------|--------------|----|
| 1     | 1580 | <b>Kendall BAISDEN</b>         | USA     | 05 Mar 95     | 6    | <b>51.85</b> | <b>0.250</b> |    |
| 2     | 432  | <b>Gilda CASANOVA</b>          | CUB     | 19 Dec 95     | 4    | <b>52.59</b> | <b>0.207</b> |    |
| 3     | 1581 | <b>Olivia BAKER</b>            | USA     | 12 Jun 96     | 3    | <b>53.00</b> | <b>0.210</b> |    |
| 4     | 727  | <b>Laura MÜLLER</b>            | GER     | 11 Dec 95     | 8    | <b>53.40</b> | <b>0.193</b> |    |
| 5     | 1303 | <b>Yana GLOTOVA</b>            | RUS     | 17 Jan 95     | 5    | <b>53.63</b> | <b>0.197</b> |    |
| 6     | 1125 | <b>Edidiong Ofonime ODIONG</b> | NGR     | 13 Mar 97     | 7    | <b>54.06</b> | <b>0.335</b> |    |
| 7     | 333  | <b>Christian BRENNAN</b>       | CAN     | 27 Mar 95     | 1    | <b>54.15</b> | <b>0.179</b> |    |
| 8     | 200  | <b>Susanne WALLI</b>           | AUT     | 05 May 96     | 2    | <b>54.61</b> | <b>0.238</b> |    |

| ALL-TIME TOP LIST |                                |                |           | SEASON TOP LIST |                       |                  |           |
|-------------------|--------------------------------|----------------|-----------|-----------------|-----------------------|------------------|-----------|
| RESULT            | NAME                           | VENUE          | DATE      | RESULT          | NAME                  | VENUE            | DATE      |
| 49.42             | Grit BREUER (GER)              | Tokyo          | 27 Aug 91 | 50.46           | Kendall BAISDEN (USA) | Lubbock, TX      | 18 May 14 |
| 49.77             | Christina BREHMER-LATHAN (GDR) | Dresden        | 9 May 76  | 51.06           | Shamier LITTLE (USA)  | Lexington, KY    | 18 May 14 |
| 49.89             | Sanya RICHARDS-ROSS (USA)      | Sacramento, CA | 17 Jul 04 | 51.68           | Shakima WIMBLEY (USA) | Atlanta, GA      | 17 May 14 |
| 50.01             | Jinq LI (CHN)                  | Shanghai       | 18 Oct 97 | 52.28           | Gilda CASANOVA (CUB)  | Port of Spain    | 2 May 14  |
| 50.19             | Marita KOCH (GDR)              | Berlin         | 10 Jul 76 | 52.40           | Genet LIRA (ETH)      | Gaborone         | 29 May 14 |
| 50.46             | Kendall BAISDEN (USA)          | Lubbock, TX    | 18 May 14 | 52.46           | Olivia BAKER (USA)    | Eugene (HF), OR  | 6 Jul 14  |
| 50.50             | Ashley SPENCER (USA)           | Barcelona (OS) | 13 Jul 12 | 52.52           | Kaelin ROBERTS (USA)  | Clovis, CA       | 7 Jun 14  |
| 50.59             | Fatima YUSUF (NGR)             | Budapest       | 5 Aug 90  | 52.67           | Felecia MAJORS (USA)  | Jacksonville, FL | 30 May 14 |
| 50.70             | Shaunae MILLER (BAH)           | Eugene, OR     | 7 Jun 13  | 52.70           | Aaliyah BARNES (USA)  | Jacksonville, FL | 30 May 14 |
| 50.74             | Monique HENDERSON (USA)        | Norwalk, CA    | 3 Jun 00  | 52.79           | Yana GLOTOVA (RUS)    | Cheboksary       | 16 Jun 14 |



# RESULT PROGRESSION

## 400 Metres Women - Final



| RECORDS              | RESULT     | NAME                   | COUNTRY         | AGE           | VENUE     | DATE                       |           |
|----------------------|------------|------------------------|-----------------|---------------|-----------|----------------------------|-----------|
| World Junior Record  | <b>WJR</b> | <b>49.42</b>           | Grit BREUER     | GER           | 19        | Tokyo 27 Aug 1991          |           |
| Championships Record | <b>CR</b>  | <b>50.50</b>           | Ashley SPENCER  | USA           | 19        | Barcelona (OS) 13 Jul 2012 |           |
| World Junior Leading | <b>WJL</b> | <b>50.46</b>           | Kendall BAISDEN | USA           | 19        | Lubbock, TX 18 May 2014    |           |
| Area Junior Record   | <b>AJR</b> | National Junior Record | <b>NJR</b>      | Personal Best | <b>PB</b> | Season Best                | <b>SB</b> |

25 July 2014

| RANK | BIB  | NAME                    | COUNTRY | DATE of BIRTH | PHASE      | HEAT | LANE | PLACE | RESULT                   |
|------|------|-------------------------|---------|---------------|------------|------|------|-------|--------------------------|
| 1    | 1580 | Kendall BAISDEN         | USA     | 05 Mar 95     | Final      | 1    | 6    | 1     | <b>51.85</b>             |
|      |      |                         |         |               | Semi-Final | 2    | 4    | 2     | <b>52.52 Q</b>           |
|      |      |                         |         |               | Round 1    | 1    | 4    | 1     | <b>53.28 Q</b>           |
| 2    | 432  | Gilda CASANOVA          | CUB     | 19 Dec 95     | Final      | 1    | 4    | 2     | <b>52.59</b>             |
|      |      |                         |         |               | Semi-Final | 3    | 5    | 1     | <b>52.45 Q</b>           |
|      |      |                         |         |               | Round 1    | 5    | 3    | 2     | <b>53.43 Q</b>           |
| 3    | 1581 | Olivia BAKER            | USA     | 12 Jun 96     | Final      | 1    | 3    | 3     | <b>53.00</b>             |
|      |      |                         |         |               | Semi-Final | 1    | 6    | 3     | <b>53.08 Q</b>           |
|      |      |                         |         |               | Round 1    | 4    | 2    | 5     | <b>54.09 Q</b>           |
| 4    | 727  | Laura MÜLLER            | GER     | 11 Dec 95     | Final      | 1    | 8    | 4     | <b>53.40</b>             |
|      |      |                         |         |               | Semi-Final | 2    | 3    | 5     | <b>53.64 Q</b>           |
|      |      |                         |         |               | Round 1    | 2    | 2    | 7     | <b>54.19 Q</b>           |
| 5    | 1303 | Yana GLOTOVA            | RUS     | 17 Jan 95     | Final      | 1    | 5    | 5     | <b>53.63</b>             |
|      |      |                         |         |               | Semi-Final | 1    | 4    | 4     | <b>53.39 Q</b>           |
|      |      |                         |         |               | Round 1    | 2    | 5    | 3     | <b>53.61 Q</b>           |
| 6    | 1125 | Edidiong Ofonime ODIONG | NGR     | 13 Mar 97     | Final      | 1    | 7    | 6     | <b>54.06</b>             |
|      |      |                         |         |               | Semi-Final | 3    | 4    | 6     | <b>53.75 Q</b>           |
|      |      |                         |         |               | Round 1    | 5    | 4    | 5     | <b>54.09 Q</b>           |
| 7    | 333  | Christian BRENNAN       | CAN     | 27 Mar 95     | Final      | 1    | 1    | 7     | <b>54.15</b>             |
|      |      |                         |         |               | Semi-Final | 3    | 8    | 7     | <b>53.81 q</b>           |
|      |      |                         |         |               | Round 1    | 3    | 3    | 18    | <b>54.84 Q</b>           |
| 8    | 200  | Susanne WALLI           | AUT     | 05 May 96     | Final      | 1    | 2    | 8     | <b>54.61</b>             |
|      |      |                         |         |               | Semi-Final | 3    | 2    | 8     | <b>53.94 q</b> <b>PB</b> |
|      |      |                         |         |               | Round 1    | 3    | 2    | 20    | <b>54.99 q</b>           |

**NOTE** IAAF Rule 163.3(a) - Lane infringement

| ALL-TIME TOP LIST |                                |                |           | SEASON TOP LIST |                       |                  |           |
|-------------------|--------------------------------|----------------|-----------|-----------------|-----------------------|------------------|-----------|
| RESULT            | NAME                           | VENUE          | DATE      | RESULT          | NAME                  | VENUE            | DATE      |
| 49.42             | Grit BREUER (GER)              | Tokyo          | 27 Aug 91 | 50.46           | Kendall BAISDEN (USA) | Lubbock, TX      | 18 May 14 |
| 49.77             | Christina BREHMER-LATHAN (GDR) | Dresden        | 9 May 76  | 51.06           | Shamier LITTLE (USA)  | Lexington, KY    | 18 May 14 |
| 49.89             | Sanya RICHARDS-ROSS (USA)      | Sacramento, CA | 17 Jul 04 | 51.68           | Shakima WIMBLEY (USA) | Atlanta, GA      | 17 May 14 |
| 50.01             | Jinq LI (CHN)                  | Shanghai       | 18 Oct 97 | 52.28           | Gilda CASANOVA (CUB)  | Port of Spain    | 2 May 14  |
| 50.19             | Marita KOCH (GDR)              | Berlin         | 10 Jul 76 | 52.40           | Genet LIRA (ETH)      | Gaborone         | 29 May 14 |
| 50.46             | Kendall BAISDEN (USA)          | Lubbock, TX    | 18 May 14 | 52.46           | Olivia BAKER (USA)    | Eugene (HF), OR  | 6 Jul 14  |
| 50.50             | Ashley SPENCER (USA)           | Barcelona (OS) | 13 Jul 12 | 52.52           | Kaelin ROBERTS (USA)  | Clovis, CA       | 7 Jun 14  |
| 50.59             | Fatima YUSUF (NGR)             | Budapest       | 5 Aug 90  | 52.67           | Felecia MAJORS (USA)  | Jacksonville, FL | 30 May 14 |
| 50.70             | Shaunae MILLER (BAH)           | Eugene, OR     | 7 Jun 13  | 52.70           | Aaliyah BARNES (USA)  | Jacksonville, FL | 30 May 14 |
| 50.74             | Monique HENDERSON (USA)        | Norwalk, CA    | 3 Jun 00  | 52.79           | Yana GLOTOVA (RUS)    | Cheboksary       | 16 Jun 14 |



# SUMMARY



## 400 Metres Women - Semi-Final

First 2 in each heat (Q) and the next 2 fastest (q) advance to the Final

| RECORDS              | RESULT     | NAME                   | COUNTRY    | AGE           | VENUE          | DATE        |
|----------------------|------------|------------------------|------------|---------------|----------------|-------------|
| World Junior Record  | <b>WJR</b> | 49.42 Grit BREUER      | GER        | 19            | Tokyo          | 27 Aug 1991 |
| Championships Record | <b>CR</b>  | 50.50 Ashley SPENCER   | USA        | 19            | Barcelona (OS) | 13 Jul 2012 |
| World Junior Leading | <b>WJL</b> | 50.46 Kendall BAISDEN  | USA        | 19            | Lubbock, TX    | 18 May 2014 |
| Area Junior Record   | <b>AJR</b> | National Junior Record | <b>NJR</b> | Personal Best | <b>PB</b>      | Season Best |
|                      |            |                        |            |               | <b>SB</b>      |             |

24 July 2014

| RANK | PLACE | HEAT | LANE | BIB  | NAME                    | COUNTRY | DATE of BIRTH | RESULT                   |
|------|-------|------|------|------|-------------------------|---------|---------------|--------------------------|
| 1    | 1     | 3    | 5    | 432  | Gilda CASANOVA          | CUB     | 19 Dec 95     | <b>52.45 Q</b>           |
| 2    | 1     | 2    | 4    | 1580 | Kendall BAISDEN         | USA     | 05 Mar 95     | <b>52.52 Q</b>           |
| 3    | 1     | 1    | 6    | 1581 | Olivia BAKER            | USA     | 12 Jun 96     | <b>53.08 Q</b>           |
| 4    | 2     | 1    | 4    | 1303 | Yana GLOTOVA            | RUS     | 17 Jan 95     | <b>53.39 Q</b>           |
| 5    | 2     | 2    | 3    | 727  | Laura MÜLLER            | GER     | 11 Dec 95     | <b>53.64 Q</b>           |
| 6    | 2     | 3    | 4    | 1125 | Edidiong Ofonime ODIONG | NGR     | 13 Mar 97     | <b>53.75 Q</b>           |
| 7    | 3     | 3    | 8    | 333  | Christian BRENNAN       | CAN     | 27 Mar 95     | <b>53.81 q</b>           |
| 8    | 4     | 3    | 2    | 200  | Susanne WALLI           | AUT     | 05 May 96     | <b>53.94 q</b> <b>PB</b> |
| 9    | 5     | 3    | 3    | 726  | Ann-Kathrin KOPF        | GER     | 01 Jan 96     | <b>53.95</b>             |
| 10   | 3     | 2    | 6    | 340  | Madeline PRICE          | CAN     | 11 Sep 95     | <b>54.06</b>             |
| 10   | 3     | 1    | 3    | 908  | Tiffany JAMES           | JAM     | 31 Jan 97     | <b>54.06</b>             |
| 12   | 6     | 3    | 7    | 1197 | Adrianna JANOWICZ       | POL     | 16 Apr 95     | <b>54.21</b>             |
| 13   | 4     | 2    | 5    | 1017 | Gunta LATIŠEVA-CUDARE   | LAT     | 09 Mar 95     | <b>54.23</b>             |
| 14   | 7     | 3    | 6    | 1028 | Modesta MORAUSKAITĖ     | LTU     | 02 Oct 95     | <b>54.25</b>             |
| 15   | 4     | 1    | 7    | 1509 | Kateryna KLYMIUK        | UKR     | 02 Jun 95     | <b>54.63</b>             |
| 16   | 5     | 1    | 5    | 1344 | Maja POGOREVC           | SLO     | 31 Jul 96     | <b>54.64</b>             |
| 17   | 5     | 2    | 7    | 870  | Ylenia VITALE           | ITA     | 10 Apr 95     | <b>54.80</b>             |
| 18   | 6     | 2    | 2    | 905  | Yanique MCNEIL          | JAM     | 28 Jul 96     | <b>54.98</b>             |
| 19   | 7     | 2    | 8    | 460  | Helena JIRANOVÁ         | CZE     | 05 Mar 95     | <b>55.06</b>             |
| 20   | 6     | 1    | 1    | 166  | Emily LAWSON            | AUS     | 22 Jun 96     | <b>55.33</b>             |
| 21   | 7     | 1    | 2    | 405  | Melissa TORRES          | COL     | 29 Apr 95     | <b>55.36</b>             |
| 22   | 8     | 2    | 1    | 1373 | Chelsea ZOLLER          | SUI     | 28 Aug 97     | <b>55.47</b>             |
| 23   | 8     | 1    | 8    | 1635 | Liliya MANASIPOVA       | UZB     | 15 Apr 96     | <b>56.72</b>             |
| 24   | 8     | 3    | 1    | 1646 | María SIMANCAS          | VEN     | 13 Jan 97     | <b>57.10</b>             |

| ALL-TIME TOP LIST |                                |                |           | SEASON TOP LIST |                       |                  |           |
|-------------------|--------------------------------|----------------|-----------|-----------------|-----------------------|------------------|-----------|
| RESULT            | NAME                           | VENUE          | DATE      | RESULT          | NAME                  | VENUE            | DATE      |
| 49.42             | Grit BREUER (GER)              | Tokyo          | 27 Aug 91 | 50.46           | Kendall BAISDEN (USA) | Lubbock, TX      | 18 May 14 |
| 49.77             | Christina BREHMER-LATHAN (GDR) | Dresden        | 9 May 76  | 51.06           | Shamier LITTLE (USA)  | Lexington, KY    | 18 May 14 |
| 49.89             | Sanya RICHARDS-ROSS (USA)      | Sacramento, CA | 17 Jul 04 | 51.68           | Shakima WIMBLEY (USA) | Atlanta, GA      | 17 May 14 |
| 50.01             | Jing LI (CHN)                  | Shanghai       | 18 Oct 97 | 52.28           | Gilda CASANOVA (CUB)  | Port of Spain    | 2 May 14  |
| 50.19             | Marita KOCH (GDR)              | Berlin         | 10 Jul 76 | 52.40           | Genet LIRA (ETH)      | Gaborone         | 29 May 14 |
| 50.46             | Kendall BAISDEN (USA)          | Lubbock, TX    | 18 May 14 | 52.46           | Olivia BAKER (USA)    | Eugene (HF), OR  | 6 Jul 14  |
| 50.50             | Ashley SPENCER (USA)           | Barcelona (OS) | 13 Jul 12 | 52.52           | Kaelin ROBERTS (USA)  | Clovis, CA       | 7 Jun 14  |
| 50.59             | Fatima YUSUF (NGR)             | Budapest       | 5 Aug 90  | 52.67           | Felecia MAJORS (USA)  | Jacksonville, FL | 30 May 14 |
| 50.70             | Shaunae MILLER (BAH)           | Eugene, OR     | 7 Jun 13  | 52.70           | Aaliyah BARNES (USA)  | Jacksonville, FL | 30 May 14 |
| 50.74             | Monique HENDERSON (USA)        | Norwalk, CA    | 3 Jun 00  | 52.79           | Yana GLOTOVA (RUS)    | Cheboksary       | 16 Jun 14 |

# RESULTS



## 400 Metres Women - Semi-Final

First 2 in each heat (Q) and the next 2 fastest (q) advance to the Final

| RECORDS                         | RESULT NAME                       | COUNTRY                 | AGE                   | VENUE          | DATE        |
|---------------------------------|-----------------------------------|-------------------------|-----------------------|----------------|-------------|
| World Junior Record <b>WJR</b>  | <b>49.42</b> Grit BREUER          | GER                     | 19                    | Tokyo          | 27 Aug 1991 |
| Championships Record <b>CR</b>  | <b>50.50</b> Ashley SPENCER       | USA                     | 19                    | Barcelona (OS) | 13 Jul 2012 |
| World Junior Leading <b>WJL</b> | <b>50.46</b> Kendall BAISDEN      | USA                     | 19                    | Lubbock, TX    | 18 May 2014 |
| Area Junior Record <b>AJR</b>   | National Junior Record <b>NJR</b> | Personal Best <b>PB</b> | Season Best <b>SB</b> |                |             |

### Heat 1

3

24 July 2014 19:03 START TIME

23° C TEMPERATURE 44 % HUMIDITY

| PLACE | BIB  | NAME              | COUNTRY | DATE of BIRTH | LANE | RESULT         | REACTION | Fn |
|-------|------|-------------------|---------|---------------|------|----------------|----------|----|
| 1     | 1581 | Olivia BAKER      | USA     | 12 Jun 96     | 6    | <b>53.08 Q</b> | 0.257    |    |
| 2     | 1303 | Yana GLOTOVA      | RUS     | 17 Jan 95     | 4    | <b>53.39 Q</b> | 0.215    |    |
| 3     | 908  | Tiffany JAMES     | JAM     | 31 Jan 97     | 3    | <b>54.06</b>   | 0.181    |    |
| 4     | 1509 | Kateryna KLYMIUK  | UKR     | 02 Jun 95     | 7    | <b>54.63</b>   | 0.195    |    |
| 5     | 1344 | Maja POGOREVC     | SLO     | 31 Jul 96     | 5    | <b>54.64</b>   | 0.233    |    |
| 6     | 166  | Emily LAWSON      | AUS     | 22 Jun 96     | 1    | <b>55.33</b>   | 0.195    |    |
| 7     | 405  | Melissa TORRES    | COL     | 29 Apr 95     | 2    | <b>55.36</b>   | 0.244    |    |
| 8     | 1635 | Liliya MANASIPOVA | UZB     | 15 Apr 96     | 8    | <b>56.72</b>   | 0.314    |    |

### Heat 2

3

24 July 2014 19:11 START TIME

22° C TEMPERATURE 46 % HUMIDITY

| PLACE | BIB  | NAME                  | COUNTRY | DATE of BIRTH | LANE | RESULT         | REACTION | Fn |
|-------|------|-----------------------|---------|---------------|------|----------------|----------|----|
| 1     | 1580 | Kendall BAISDEN       | USA     | 05 Mar 95     | 4    | <b>52.52 Q</b> | 0.312    |    |
| 2     | 727  | Laura MÜLLER          | GER     | 11 Dec 95     | 3    | <b>53.64 Q</b> | 0.177    |    |
| 3     | 340  | Madeline PRICE        | CAN     | 11 Sep 95     | 6    | <b>54.06</b>   | 0.251    |    |
| 4     | 1017 | Gunta LATIŠEVA-CUDARE | LAT     | 09 Mar 95     | 5    | <b>54.23</b>   | 0.191    |    |
| 5     | 870  | Ylenia VITALE         | ITA     | 10 Apr 95     | 7    | <b>54.80</b>   | 0.255    |    |
| 6     | 905  | Yanique MCNEIL        | JAM     | 28 Jul 96     | 2    | <b>54.98</b>   | 0.181    |    |
| 7     | 460  | Helena JIRANOVÁ       | CZE     | 05 Mar 95     | 8    | <b>55.06</b>   | 0.189    |    |
| 8     | 1373 | Chelsea ZOLLER        | SUI     | 28 Aug 97     | 1    | <b>55.47</b>   | 0.232    |    |

### Heat 3

3

24 July 2014 19:17 START TIME

22° C TEMPERATURE 46 % HUMIDITY

| PLACE | BIB  | NAME                    | COUNTRY | DATE of BIRTH | LANE | RESULT         | REACTION | Fn        |
|-------|------|-------------------------|---------|---------------|------|----------------|----------|-----------|
| 1     | 432  | Gilda CASANOVA          | CUB     | 19 Dec 95     | 5    | <b>52.45 Q</b> | 0.193    |           |
| 2     | 1125 | Edidiong Ofonime ODIONG | NGR     | 13 Mar 97     | 4    | <b>53.75 Q</b> | 0.252    |           |
| 3     | 333  | Christian BRENNAN       | CAN     | 27 Mar 95     | 8    | <b>53.81 q</b> | 0.219    |           |
| 4     | 200  | Susanne WALLI           | AUT     | 05 May 96     | 2    | <b>53.94 q</b> | 0.259    | <b>PB</b> |
| 5     | 726  | Ann-Kathrin KOPF        | GER     | 01 Jan 96     | 3    | <b>53.95</b>   | 0.188    |           |
| 6     | 1197 | Adrianna JANOWICZ       | POL     | 16 Apr 95     | 7    | <b>54.21</b>   | 0.222    |           |
| 7     | 1028 | Modesta MORAUSKAITÉ     | LTU     | 02 Oct 95     | 6    | <b>54.25</b>   | 0.249    |           |
| 8     | 1646 | Maria SIMANCAS          | VEN     | 13 Jan 97     | 1    | <b>57.10</b>   | 0.360    |           |

#### ALL-TIME TOP LIST

| RESULT | NAME                           | VENUE          | DATE      |
|--------|--------------------------------|----------------|-----------|
| 49.42  | Grit BREUER (GER)              | Tokyo          | 27 Aug 91 |
| 49.77  | Christina BREHMER-LATHAN (GDR) | Dresden        | 9 May 76  |
| 49.89  | Sanya RICHARDS-ROSS (USA)      | Sacramento, CA | 17 Jul 04 |
| 50.01  | Jinq LI (CHN)                  | Shanghai       | 18 Oct 97 |
| 50.19  | Marita KOCH (GDR)              | Berlin         | 10 Jul 76 |
| 50.46  | Kendall BAISDEN (USA)          | Lubbock, TX    | 18 May 14 |
| 50.50  | Ashley SPENCER (USA)           | Barcelona (OS) | 13 Jul 12 |
| 50.59  | Fatima YUSUF (NGR)             | Budapest       | 5 Aug 90  |
| 50.70  | Shaunae MILLER (BAH)           | Eugene, OR     | 7 Jun 13  |
| 50.74  | Monique HENDERSON (USA)        | Norwalk, CA    | 3 Jun 00  |

#### SEASON TOP LIST

| RESULT | NAME                  | VENUE            | DATE      |
|--------|-----------------------|------------------|-----------|
| 50.46  | Kendall BAISDEN (USA) | Lubbock, TX      | 18 May 14 |
| 51.06  | Shamier LITTLE (USA)  | Lexington, KY    | 18 May 14 |
| 51.68  | Shakima WIMBLEY (USA) | Atlanta, GA      | 17 May 14 |
| 52.28  | Gilda CASANOVA (CUB)  | Port of Spain    | 2 May 14  |
| 52.40  | Genet LIRA (ETH)      | Gaborone         | 29 May 14 |
| 52.46  | Olivia BAKER (USA)    | Eugene (HF), OR  | 6 Jul 14  |
| 52.52  | Kaelin ROBERTS (USA)  | Clovis, CA       | 7 Jun 14  |
| 52.67  | Felecia MAJORS (USA)  | Jacksonville, FL | 30 May 14 |
| 52.70  | Aaliyah BARNES (USA)  | Jacksonville, FL | 30 May 14 |
| 52.79  | Yana GLOTOVA (RUS)    | Cheboksary       | 16 Jun 14 |



# SUMMARY



## 400 Metres Women - Round 1

First 4 in each heat (Q) and the next 4 fastest (q) advance to the Semi-Finals

| RECORDS                         | RESULT | NAME                              | COUNTRY | AGE                     | VENUE          | DATE                  |
|---------------------------------|--------|-----------------------------------|---------|-------------------------|----------------|-----------------------|
| World Junior Record <b>WJR</b>  | 49.42  | Grit BREUER                       | GER     | 19                      | Tokyo          | 27 Aug 1991           |
| Championships Record <b>CR</b>  | 50.50  | Ashley SPENCER                    | USA     | 19                      | Barcelona (OS) | 13 Jul 2012           |
| World Junior Leading <b>WJL</b> | 50.46  | Kendall BAISDEN                   | USA     | 19                      | Lubbock, TX    | 18 May 2014           |
| Area Junior Record <b>AJR</b>   |        | National Junior Record <b>NJR</b> |         | Personal Best <b>PB</b> |                | Season Best <b>SB</b> |

23 July 2014

| RANK | PLACE | HEAT | LANE | BIB  | NAME                          | COUNTRY | DATE of BIRTH | RESULT                   |
|------|-------|------|------|------|-------------------------------|---------|---------------|--------------------------|
| 1    | 1     | 1    | 4    | 1580 | Kendall BAISDEN               | USA     | 05 Mar 95     | <b>53.28 Q</b>           |
| 2    | 1     | 5    | 3    | 432  | Gilda CASANOVA                | CUB     | 19 Dec 95     | <b>53.43 Q</b>           |
| 3    | 1     | 2    | 5    | 1303 | Yana GLOTOVA                  | RUS     | 17 Jan 95     | <b>53.61 Q</b>           |
| 4    | 2     | 5    | 7    | 340  | Madeline PRICE                | CAN     | 11 Sep 95     | <b>53.86 Q</b>           |
| 5    | 1     | 4    | 2    | 1581 | Olivia BAKER                  | USA     | 12 Jun 96     | <b>54.09 Q</b>           |
| 5    | 3     | 5    | 4    | 1125 | Edidiong Ofonime ODIONG       | NGR     | 13 Mar 97     | <b>54.09 Q</b>           |
| 7    | 2     | 2    | 2    | 727  | Laura MÜLLER                  | GER     | 11 Dec 95     | <b>54.19 Q</b>           |
| 8    | 2     | 4    | 7    | 1028 | Modesta MORAUŠKAITÉ           | LTU     | 02 Oct 95     | <b>54.29 Q</b>           |
| 9    | 3     | 4    | 6    | 1017 | Gunta LATIŠEVA-CUDARE         | LAT     | 09 Mar 95     | <b>54.30 Q</b>           |
| 10   | 4     | 5    | 2    | 1509 | Kateryna KLYMIUK              | UKR     | 02 Jun 95     | <b>54.43 Q</b>           |
| 11   | 3     | 2    | 3    | 460  | Helena JIRANOVÁ               | CZE     | 05 Mar 95     | <b>54.51 Q</b>           |
| 12   | 2     | 1    | 5    | 908  | Tiffany JAMES                 | JAM     | 31 Jan 97     | <b>54.58 Q</b>           |
| 13   | 4     | 4    | 4    | 1197 | Adrianna JANOWICZ             | POL     | 16 Apr 95     | <b>54.70 Q</b>           |
| 14   | 1     | 3    | 6    | 726  | Ann-Kathrin KOPF              | GER     | 01 Jan 96     | <b>54.71 Q</b>           |
| 15   | 2     | 3    | 7    | 1344 | Maja POGOREVC                 | SLO     | 31 Jul 96     | <b>54.80 Q</b>           |
| 16   | 5     | 5    | 8    | 405  | Melissa TORRES                | COL     | 29 Apr 95     | <b>54.81 q</b> <b>SB</b> |
| 17   | 6     | 5    | 6    | 166  | Emily LAWSON                  | AUS     | 22 Jun 96     | <b>54.83 q</b>           |
| 18   | 3     | 3    | 3    | 333  | Christian BRENNAN             | CAN     | 27 Mar 95     | <b>54.84 Q</b>           |
| 19   | 4     | 3    | 5    | 870  | Ylenia VITALE                 | ITA     | 10 Apr 95     | <b>54.86 Q</b>           |
| 20   | 5     | 3    | 2    | 200  | Susanne WALLI                 | AUT     | 05 May 96     | <b>54.99 q</b>           |
| 21   | 6     | 3    | 8    | 905  | Yanique MCNEIL                | JAM     | 28 Jul 96     | <b>55.01 q</b>           |
| 22   | 4     | 2    | 6    | 1373 | Chelsea ZOLLER                | SUI     | 28 Aug 97     | <b>55.12 q</b> <b>PB</b> |
| 23   | 7     | 5    | 5    | 223  | Shaquania DORSETT             | BAH     | 16 Sep 97     | <b>55.53</b>             |
| 24   | 5     | 4    | 8    | 461  | Zdenka SEIDLOVÁ               | CZE     | 02 Apr 97     | <b>55.83</b>             |
| 25   | 3     | 1    | 7    | 1635 | Liliya MANASIPOVA             | UZB     | 15 Apr 96     | <b>56.00 Q</b>           |
| 26   | 6     | 4    | 3    | 1077 | Paola VÁZQUEZ                 | MEX     | 16 Feb 96     | <b>56.35</b>             |
| 27   | 5     | 2    | 8    | 1045 | Siti Nur Afiqah ABDUL RAZAK   | MAS     | 28 Mar 98     | <b>56.54</b>             |
| 28   | 4     | 1    | 3    | 1646 | María SIMANCAS                | VEN     | 13 Jan 97     | <b>56.91 Q</b>           |
| 29   | 5     | 1    | 6    | 1080 | Janet RICHARD                 | MLT     | 03 Jul 98     | <b>57.13</b>             |
| 30   | 7     | 3    | 4    | 1435 | Yen-Tong LIN                  | TPE     | 08 Jun 96     | <b>58.21</b>             |
|      |       | 2    | 7    | 771  | Kadecia BAIRD                 | GUY     | 24 Feb 95     | <b>DQ</b> 163.3(a)       |
|      |       | 2    | 4    | 417  | Dora FILIPOVIC                | CRO     | 24 Oct 98     | <b>DQ</b> 163.3(a)       |
|      |       | 1    | 8    | 1123 | Praise Oghenefejiro IDAMADUDU | NGR     | 15 Dec 98     | <b>DQ</b> 163.3(a)       |
|      |       | 4    | 5    | 990  | Eglay Nafuna NALYANYA         | KEN     | 28 May 96     | <b>DQ</b> 163.3(a)       |
|      |       | 1    | 2    | 1170 | Zion CORRALES-NELSON          | PHI     | 10 Nov 98     | <b>DQ</b> 163.3(a)       |



**SUMMARY**  
**400 Metres Women - Round 1**

23 July 2014

| RANK | PLACE | HEAT | LANE | BIB | NAME | COUNTRY | DATE of BIRTH | RESULT |
|------|-------|------|------|-----|------|---------|---------------|--------|
|------|-------|------|------|-----|------|---------|---------------|--------|

**NOTE** IAAF Rule 163.3[a] - Lane infringement

| ALL-TIME TOP LIST |                                |                |           | SEASON TOP LIST |                       |                  |           |
|-------------------|--------------------------------|----------------|-----------|-----------------|-----------------------|------------------|-----------|
| RESULT            | NAME                           | VENUE          | DATE      | RESULT          | NAME                  | VENUE            | DATE      |
| 49.42             | Grit BREUER (GER)              | Tokyo          | 27 Aug 91 | 50.46           | Kendall BAISDEN (USA) | Lubbock, TX      | 18 May 14 |
| 49.77             | Christina BREHMER-LATHAN (GDR) | Dresden        | 9 May 76  | 51.06           | Shamier LITTLE (USA)  | Lexington, KY    | 18 May 14 |
| 49.89             | Sanya RICHARDS-ROSS (USA)      | Sacramento, CA | 17 Jul 04 | 51.68           | Shakima WIMBLEY (USA) | Atlanta, GA      | 17 May 14 |
| 50.01             | Jinq LI (CHN)                  | Shanghai       | 18 Oct 97 | 52.28           | Gilda CASANOVA (CUB)  | Port of Spain    | 2 May 14  |
| 50.19             | Marita KOCH (GDR)              | Berlin         | 10 Jul 76 | 52.40           | Genet LIRA (ETH)      | Gaborone         | 29 May 14 |
| 50.46             | Kendall BAISDEN (USA)          | Lubbock, TX    | 18 May 14 | 52.46           | Olivia BAKER (USA)    | Eugene (HF), OR  | 6 Jul 14  |
| 50.50             | Ashley SPENCER (USA)           | Barcelona (OS) | 13 Jul 12 | 52.52           | Kaelin ROBERTS (USA)  | Clovis, CA       | 7 Jun 14  |
| 50.59             | Fatima YUSUF (NGR)             | Budapest       | 5 Aug 90  | 52.67           | Felecia MAJORS (USA)  | Jacksonville, FL | 30 May 14 |
| 50.70             | Shaunae MILLER (BAH)           | Eugene, OR     | 7 Jun 13  | 52.70           | Aaliyah BARNES (USA)  | Jacksonville, FL | 30 May 14 |
| 50.74             | Monique HENDERSON (USA)        | Norwalk, CA    | 3 Jun 00  | 52.79           | Yana GLOTOVA (RUS)    | Cheboksary       | 16 Jun 14 |



# RESULTS



## 400 Metres Women - Round 1

First 4 in each heat (Q) and the next 4 fastest (q) advance to the Semi-Finals

| RECORDS                         | RESULT | NAME                              | COUNTRY | AGE                     | VENUE          | DATE                  |
|---------------------------------|--------|-----------------------------------|---------|-------------------------|----------------|-----------------------|
| World Junior Record <b>WJR</b>  | 49.42  | Grit BREUER                       | GER     | 19                      | Tokyo          | 27 Aug 1991           |
| Championships Record <b>CR</b>  | 50.50  | Ashley SPENCER                    | USA     | 19                      | Barcelona (OS) | 13 Jul 2012           |
| World Junior Leading <b>WJL</b> | 50.46  | Kendall BAISDEN                   | USA     | 19                      | Lubbock, TX    | 18 May 2014           |
| Area Junior Record <b>AJR</b>   |        | National Junior Record <b>NJR</b> |         | Personal Best <b>PB</b> |                | Season Best <b>SB</b> |

### Heat 1

5

23 July 2014 11:34 START TIME

16° C TEMPERATURE 82 % HUMIDITY

| PLACE | BIB  | NAME                          | COUNTRY | DATE of BIRTH | LANE | RESULT      | REACTION | Fn |
|-------|------|-------------------------------|---------|---------------|------|-------------|----------|----|
| 1     | 1580 | Kendall BAISDEN               | USA     | 05 Mar 95     | 4    | 53.28 Q     | 0.271    |    |
| 2     | 908  | Tiffany JAMES                 | JAM     | 31 Jan 97     | 5    | 54.58 Q     | 0.211    |    |
| 3     | 1635 | Liliya MANASIPOVA             | UZB     | 15 Apr 96     | 7    | 56.00 Q     | 0.211    |    |
| 4     | 1646 | Maria SIMANCAS                | VEN     | 13 Jan 97     | 3    | 56.91 Q     | 0.206    |    |
| 5     | 1080 | Janet RICHARD                 | MLT     | 03 Jul 98     | 6    | 57.13       | 0.193    |    |
|       | 1170 | Zion CORRALES-NELSON          | PHI     | 10 Nov 98     | 2    | DQ 163.3(a) | 0.178    |    |
|       | 1123 | Praise Oghenefejiro IDAMADUDU | NGR     | 15 Dec 98     | 8    | DQ 163.3(a) | 0.207    |    |

NOTE IAAF Rule 163.3(a) - Lane infringement

### Heat 2

5

23 July 2014 11:40 START TIME

16° C TEMPERATURE 88 % HUMIDITY

| PLACE | BIB  | NAME                        | COUNTRY | DATE of BIRTH | LANE | RESULT            | REACTION | Fn |
|-------|------|-----------------------------|---------|---------------|------|-------------------|----------|----|
| 1     | 1303 | Yana GLOTOVA                | RUS     | 17 Jan 95     | 5    | 53.61 Q           | 0.201    |    |
| 2     | 727  | Laura MÜLLER                | GER     | 11 Dec 95     | 2    | 54.19 Q           | 0.164    |    |
| 3     | 460  | Helena JIRANOVA             | CZE     | 05 Mar 95     | 3    | 54.51 Q           | 0.168    |    |
| 4     | 1373 | Chelsea ZOLLER              | SUI     | 28 Aug 97     | 6    | 55.12 Q <b>PB</b> | 0.209    |    |
| 5     | 1045 | Siti Nur Afiqah ABDUL RAZAK | MAS     | 28 Mar 98     | 8    | 56.54             | 0.239    |    |
|       | 771  | Kadecia BAIRD               | GUY     | 24 Feb 95     | 7    | DQ 163.3(a)       | 0.274    |    |
|       | 417  | Dora FILIPOVIC              | CRO     | 24 Oct 98     | 4    | DQ 163.3(a)       | 0.180    |    |

NOTE IAAF Rule 163.3(a) - Lane infringement

### Heat 3

5

23 July 2014 11:47 START TIME

16° C TEMPERATURE 88 % HUMIDITY

| PLACE | BIB  | NAME              | COUNTRY | DATE of BIRTH | LANE | RESULT  | REACTION | Fn |
|-------|------|-------------------|---------|---------------|------|---------|----------|----|
| 1     | 726  | Ann-Kathrin KOPF  | GER     | 01 Jan 96     | 6    | 54.71 Q | 0.184    |    |
| 2     | 1344 | Maja POGOREVC     | SLO     | 31 Jul 96     | 7    | 54.80 Q | 0.307    |    |
| 3     | 333  | Christian BRENNAN | CAN     | 27 Mar 95     | 3    | 54.84 Q | 0.160    |    |
| 4     | 870  | Ylenia VITALE     | ITA     | 10 Apr 95     | 5    | 54.86 Q | 0.219    |    |
| 5     | 200  | Susanne WALLI     | AUT     | 05 May 96     | 2    | 54.99 q | 0.229    |    |
| 6     | 905  | Yanique MCNEIL    | JAM     | 28 Jul 96     | 8    | 55.01 q | 0.195    |    |
| 7     | 1435 | Yen-Tong LIN      | TPE     | 08 Jun 96     | 4    | 58.21   | 0.180    |    |

### Heat 4

5

23 July 2014 11:52 START TIME

16° C TEMPERATURE 88 % HUMIDITY

| PLACE | BIB  | NAME                  | COUNTRY | DATE of BIRTH | LANE | RESULT      | REACTION | Fn |
|-------|------|-----------------------|---------|---------------|------|-------------|----------|----|
| 1     | 1581 | Olivia BAKER          | USA     | 12 Jun 96     | 2    | 54.09 Q     | 0.263    |    |
| 2     | 1028 | Modesta MORAUSKAITÉ   | LTU     | 02 Oct 95     | 7    | 54.29 Q     | 0.260    |    |
| 3     | 1017 | Gunta LATIŠEVA-CUDARE | LAT     | 09 Mar 95     | 6    | 54.30 Q     | 0.244    |    |
| 4     | 1197 | Adrianna JANOWICZ     | POL     | 16 Apr 95     | 4    | 54.70 Q     | 0.198    |    |
| 5     | 461  | Zdenka SEIDLOVÁ       | CZE     | 02 Apr 97     | 8    | 55.83       | 0.192    |    |
| 6     | 1077 | Paola VÁZQUEZ         | MEX     | 16 Feb 96     | 3    | 56.35       | 0.208    |    |
|       | 990  | Eglay Nafuna NALYANYA | KEN     | 28 May 96     | 5    | DQ 163.3(a) | 0.200    |    |

NOTE IAAF Rule 163.3(a) - Lane infringement





**RESULTS**  
**400 Metres Women - Round 1**

**Heat 5**

**5**

23 July 2014 11:57 START TIME

16° C TEMPERATURE 88 % HUMIDITY

| PLACE | BIB  | NAME                    | COUNTRY | DATE of BIRTH | LANE | RESULT         | REACTION | Fn |
|-------|------|-------------------------|---------|---------------|------|----------------|----------|----|
| 1     | 432  | Gilda CASANOVA          | CUB     | 19 Dec 95     | 3    | <b>53.43 Q</b> | 0.203    |    |
| 2     | 340  | Madeline PRICE          | CAN     | 11 Sep 95     | 7    | <b>53.86 Q</b> | 0.233    |    |
| 3     | 1125 | Edidiong Ofonime ODIONG | NGR     | 13 Mar 97     | 4    | <b>54.09 Q</b> | 0.271    |    |
| 4     | 1509 | Kateryna KLYMIUK        | UKR     | 02 Jun 95     | 2    | <b>54.43 Q</b> | 0.181    |    |
| 5     | 405  | Melissa TORRES          | COL     | 29 Apr 95     | 8    | <b>54.81 q</b> | 0.233    | SB |
| 6     | 166  | Emily LAWSON            | AUS     | 22 Jun 96     | 6    | <b>54.83 q</b> | 0.193    |    |
| 7     | 223  | Shaquania DORSETT       | BAH     | 16 Sep 97     | 5    | <b>55.53</b>   | 0.153    |    |

**ALL-TIME TOP LIST**

**SEASON TOP LIST**

| RESULT | NAME                           | VENUE          | DATE      | RESULT | NAME                  | VENUE            | DATE      |
|--------|--------------------------------|----------------|-----------|--------|-----------------------|------------------|-----------|
| 49.42  | Grit BREUER (GER)              | Tokyo          | 27 Aug 91 | 50.46  | Kendall BAISDEN (USA) | Lubbock, TX      | 18 May 14 |
| 49.77  | Christina BREHMER-LATHAN (GDR) | Dresden        | 9 May 76  | 51.06  | Shamier LITTLE (USA)  | Lexington, KY    | 18 May 14 |
| 49.89  | Sanya RICHARDS-ROSS (USA)      | Sacramento, CA | 17 Jul 04 | 51.68  | Shakima WIMBLEY (USA) | Atlanta, GA      | 17 May 14 |
| 50.01  | Jinq LI (CHN)                  | Shanghai       | 18 Oct 97 | 52.28  | Gilda CASANOVA (CUB)  | Port of Spain    | 2 May 14  |
| 50.19  | Marita KOCH (GDR)              | Berlin         | 10 Jul 76 | 52.40  | Genet LIRA (ETH)      | Gaborone         | 29 May 14 |
| 50.46  | Kendall BAISDEN (USA)          | Lubbock, TX    | 18 May 14 | 52.46  | Olivia BAKER (USA)    | Eugene (HF), OR  | 6 Jul 14  |
| 50.50  | Ashley SPENCER (USA)           | Barcelona (OS) | 13 Jul 12 | 52.52  | Kaelin ROBERTS (USA)  | Clovis, CA       | 7 Jun 14  |
| 50.59  | Fatima YUSUF (NGR)             | Budapest       | 5 Aug 90  | 52.67  | Felecia MAJORS (USA)  | Jacksonville, FL | 30 May 14 |
| 50.70  | Shaunae MILLER (BAH)           | Eugene, OR     | 7 Jun 13  | 52.70  | Aaliyah BARNES (USA)  | Jacksonville, FL | 30 May 14 |
| 50.74  | Monique HENDERSON (USA)        | Norwalk, CA    | 3 Jun 00  | 52.79  | Yana GLOTOVA (RUS)    | Cheboksary       | 16 Jun 14 |



# RESULTS



## 800 Metres Women - Final

**BIB 822 REINSTATED BY THE REFEREE. NO VIOLATION OF RULE 142.4(c) WAS COMMITTED**

| RECORDS                         | RESULT                            | NAME                    | COUNTRY               | AGE | VENUE          | DATE        |
|---------------------------------|-----------------------------------|-------------------------|-----------------------|-----|----------------|-------------|
| World Junior Record <b>WJR</b>  | 1:54.01                           | Pamela JELIMO           | KEN                   | 19  | Zürich         | 29 Aug 2008 |
| Championships Record <b>CR</b>  | 2:00.06                           | Elena Mirela LAVRIC     | ROU                   | 17  | Bydgoszcz      | 11 Jul 2008 |
| World Junior Leading <b>WJL</b> | 1:57.74                           | Sahily DIAGO            | CUB                   | 19  | La Habana (EP) | 25 May 2014 |
| Area Junior Record <b>AJR</b>   | National Junior Record <b>NJR</b> | Personal Best <b>PB</b> | Season Best <b>SB</b> |     |                |             |

24 July 2014 20:01 START TIME 22° C 46 %  
TEMPERATURE HUMIDITY

| PLACE | BIB  | NAME                     | COUNTRY | DATE of BIRTH | LANE | RESULT            |
|-------|------|--------------------------|---------|---------------|------|-------------------|
| 1     | 991  | Margaret Nyairera WAMBUI | KEN     | 15 Sep 95     | 8    | 2:00.49 <b>PB</b> |
| 2     | 434  | Sahily DIAGO             | CUB     | 26 Aug 95     | 3    | 2:02.11           |
| 3     | 163  | Georgia WASSALL          | AUS     | 30 Mar 96     | 6    | 2:02.71           |
| 4     | 176  | Georgia GRIFFITH         | AUS     | 05 Dec 96     | 7    | 2:04.12           |
| 5     | 1043 | Sara SOUHI               | MAR     | 15 May 96     | 1    | 2:06.16           |
| 6     | 577  | Zeyituna MOHAMMED        | ETH     | 02 Feb 96     | 5    | 2:09.38           |
|       | 822  | Aníta HINRIKSDÓTTIR      | ISL     | 13 Jan 96     | 4    | DNF               |
|       | 985  | Maximila IMALI           | KEN     | 08 Feb 96     | 2    | DNF               |

INTERMEDIATE TIMES 400m 822 Anita HINRIKSDÓTTIR 56.33

| ALL-TIME TOP LIST |                                |                |           | SEASON TOP LIST |                                |                   |           |
|-------------------|--------------------------------|----------------|-----------|-----------------|--------------------------------|-------------------|-----------|
| RESULT            | NAME                           | VENUE          | DATE      | RESULT          | NAME                           | VENUE             | DATE      |
| 1:54.01           | Pamela JELIMO (KEN)            | Zürich         | 29 Aug 08 | 1:57.74         | Sahily DIAGO (CUB)             | La Habana (EP)    | 25 May 14 |
| 1:55.45           | Caster SEMENYA (RSA)           | Berlin         | 19 Aug 09 | 1:59.77         | Jessica JUDD (GBR)             | Oslo (Bislett)    | 11 Jun 14 |
| 1:56.59           | Francine NIYONSABA (BDI)       | Bruxelles      | 7 Sep 12  | 2:00.49         | Marqaret Nyairera WAMBUI (KEN) | Eugene            | 24 Jul 14 |
| 1:57.18           | Yuan WANG (CHN)                | Beijing        | 8 Sep 93  | 2:01.55         | Zeyituna MOHAMMED (ETH)        | Addis Ababa       | 12 Jun 14 |
| 1:57.45           | Hildegard ULLRICH-KÖRNER (GDR) | Praha          | 31 Aug 78 | 2:01.67         | Mary CAIN (USA)                | New York City, NY | 14 Jun 14 |
| 1:57.62           | Yinglai LANG (CHN)             | Shanghai       | 22 Oct 97 | 2:01.78         | Georgia WASSALL (AUS)          | Sydney (SOPAC)    | 15 Mar 14 |
| 1:57.63           | Maria de Lurdes MUTOLA (MOZ)   | Tokyo          | 26 Aug 91 | 2:02.50         | Gilda CASANOVA (CUB)           | La Habana (EP)    | 13 Jun 14 |
| 1:57.74           | Sahily DIAGO (CUB)             | La Habana (EP) | 25 May 14 | 2:02.70         | Aníta HINRIKSDÓTTIR (ISL)      | Tbilisi           | 21 Jun 14 |
| 1:57.77           | Yi LU (CHN)                    | Beijing        | 9 Sep 93  | 2:03.00         | Sofia ENNAOUI (POL)            | Bydgoszcz         | 2 Jun 14  |
| 1:57.86           | Katrin WÜHN (GDR)              | Celje          | 5 May 84  | 2:03.26         | Alexa EFRAIMSON (USA)          | Renton, WA        | 21 Jun 14 |

# RESULT PROGRESSION

## 800 Metres Women - Final



| RECORDS                         | RESULT NAME                        | COUNTRY                 | AGE                   | VENUE          | DATE        |
|---------------------------------|------------------------------------|-------------------------|-----------------------|----------------|-------------|
| World Junior Record <b>WJR</b>  | <b>1:54.01</b> Pamela JELIMO       | KEN                     | 19                    | Zürich         | 29 Aug 2008 |
| Championships Record <b>CR</b>  | <b>2:00.06</b> Elena Mirela LAVRIC | ROU                     | 17                    | Bydgoszcz      | 11 Jul 2008 |
| World Junior Leading <b>WJL</b> | <b>1:57.74</b> Sahily DIAGO        | CUB                     | 19                    | La Habana (EP) | 25 May 2014 |
| Area Junior Record <b>AJR</b>   | National Junior Record <b>NJR</b>  | Personal Best <b>PB</b> | Season Best <b>SB</b> |                |             |

24 July 2014

| RANK | BIB                 | NAME                     | COUNTRY   | DATE of BIRTH | PHASE      | HEAT | LANE | PLACE                   | RESULT                            |
|------|---------------------|--------------------------|-----------|---------------|------------|------|------|-------------------------|-----------------------------------|
| 1    | 991                 | Margaret Nyairera WAMBUI | KEN       | 15 Sep 95     | Final      | 1    | 8    | 1                       | <b>2:00.49</b> <b>PB</b>          |
|      |                     |                          |           |               | Semi-Final | 1    | 8    | 2                       | <b>2:03.72</b> <b>Q</b> <b>PB</b> |
|      |                     |                          |           |               | Round 1    | 4    | 4    | 2                       | <b>2:04.24</b> <b>Q</b> <b>PB</b> |
| 2    | 434                 | Sahily DIAGO             | CUB       | 26 Aug 95     | Final      | 1    | 3    | 2                       | <b>2:02.11</b>                    |
|      |                     |                          |           |               | Semi-Final | 1    | 4    | 1                       | <b>2:03.60</b> <b>Q</b>           |
|      |                     |                          |           |               | Round 1    | 4    | 3    | 5                       | <b>2:04.60</b> <b>Q</b>           |
| 3    | 163                 | Georgia WASSALL          | AUS       | 30 Mar 96     | Final      | 1    | 6    | 3                       | <b>2:02.71</b>                    |
|      |                     |                          |           |               | Semi-Final | 2    | 3    | 5                       | <b>2:04.84</b> <b>Q</b>           |
|      |                     |                          |           |               | Round 1    | 2    | 4    | 8                       | <b>2:05.69</b> <b>Q</b>           |
| 4    | 176                 | Georgia GRIFFITH         | AUS       | 05 Dec 96     | Final      | 1    | 7    | 4                       | <b>2:04.12</b>                    |
|      |                     |                          |           |               | Semi-Final | 1    | 6    | 3                       | <b>2:04.00</b> <b>Q</b> <b>PB</b> |
|      |                     |                          |           |               | Round 1    | 1    | 1    | 4                       | <b>2:04.53</b> <b>Q</b>           |
| 5    | 1043                | Sara SOUHI               | MAR       | 15 May 96     | Final      | 1    | 1    | 5                       | <b>2:06.16</b>                    |
|      |                     |                          |           |               | Semi-Final | 2    | 1    | 7                       | <b>2:05.37</b> <b>Q</b> <b>PB</b> |
|      |                     |                          |           |               | Round 1    | 3    | 4    | 11                      | <b>2:06.38</b> <b>Q</b>           |
| 6    | 577                 | Zeyituna MOHAMMED        | ETH       | 02 Feb 96     | Final      | 1    | 5    | 6                       | <b>2:09.38</b>                    |
|      |                     |                          |           |               | Semi-Final | 2    | 5    | 4                       | <b>2:04.62</b> <b>Q</b>           |
|      |                     |                          |           |               | Round 1    | 3    | 5    | 3                       | <b>2:04.47</b> <b>Q</b>           |
| 822  | Aníta HINRIKSDÓTTIR | ISL                      | 13 Jan 96 | Final         | 1          | 4    |      | <b>DNF</b>              |                                   |
|      |                     |                          |           | Semi-Final    | 1          | 3    | 6    | <b>2:04.99</b> <b>q</b> |                                   |
|      |                     |                          |           | Round 1       | 1          | 3    | 1    | <b>2:03.41</b> <b>Q</b> |                                   |
| 985  | Maximila IMALI      | KEN                      | 08 Feb 96 | Final         | 1          | 2    |      | <b>DNF</b>              |                                   |
|      |                     |                          |           | Semi-Final    | 2          | 6    | 7    | <b>2:05.37</b> <b>q</b> |                                   |
|      |                     |                          |           | Round 1       | 3          | 3    | 13   | <b>2:06.91</b> <b>Q</b> |                                   |

| ALL-TIME TOP LIST |                                |                |           | SEASON TOP LIST |                                |                   |           |
|-------------------|--------------------------------|----------------|-----------|-----------------|--------------------------------|-------------------|-----------|
| RESULT            | NAME                           | VENUE          | DATE      | RESULT          | NAME                           | VENUE             | DATE      |
| 1:54.01           | Pamela JELIMO (KEN)            | Zürich         | 29 Aug 08 | 1:57.74         | Sahily DIAGO (CUB)             | La Habana (EP)    | 25 May 14 |
| 1:55.45           | Caster SEMENYA (RSA)           | Berlin         | 19 Aug 09 | 1:59.77         | Jessica JUDD (GBR)             | Oslo (Bislett)    | 11 Jun 14 |
| 1:56.59           | Francine NIYONSABA (BDI)       | Bruxelles      | 7 Sep 12  | 2:00.49         | Margaret Nyairera WAMBUI (KEN) | Eugene            | 24 Jul 14 |
| 1:57.18           | Yuan WANG (CHN)                | Beijing        | 8 Sep 93  | 2:01.55         | Zeyituna MOHAMMED (ETH)        | Addis Ababa       | 12 Jun 14 |
| 1:57.45           | Hildegard ULLRICH-KÖRNER (GDR) | Praha          | 31 Aug 78 | 2:01.67         | Mary CAIN (USA)                | New York City, NY | 14 Jun 14 |
| 1:57.62           | Yinglai LANG (CHN)             | Shanghai       | 22 Oct 97 | 2:01.78         | Georgia WASSALL (AUS)          | Sydney (SOPAC)    | 15 Mar 14 |
| 1:57.63           | Maria de Lurdes MUTOLA (MOZ)   | Tokyo          | 26 Aug 91 | 2:02.50         | Gilda CASANOVA (CUB)           | La Habana (EP)    | 13 Jun 14 |
| 1:57.74           | Sahily DIAGO (CUB)             | La Habana (EP) | 25 May 14 | 2:02.70         | Aníta HINRIKSDÓTTIR (ISL)      | Tbilisi           | 21 Jun 14 |
| 1:57.77           | Yi LU (CHN)                    | Beijing        | 9 Sep 93  | 2:03.00         | Sofia ENNAOUI (POL)            | Bydgoszcz         | 2 Jun 14  |
| 1:57.86           | Katrin WÜHN (GDR)              | Celje          | 5 May 84  | 2:03.26         | Alexa EFRAIMSON (USA)          | Renton, WA        | 21 Jun 14 |

## SUMMARY



## 800 Metres Women - Semi-Final

First 3 in each heat (Q) and the next 2 fastest (q) advance to the Final

| RECORDS                         | RESULT                            | NAME                    | COUNTRY               | AGE | VENUE          | DATE        |
|---------------------------------|-----------------------------------|-------------------------|-----------------------|-----|----------------|-------------|
| World Junior Record <b>WJR</b>  | 1:54.01                           | Pamela JELIMO           | KEN                   | 19  | Zürich         | 29 Aug 2008 |
| Championships Record <b>CR</b>  | 2:00.06                           | Elena Mirela LAVRIC     | ROU                   | 17  | Bydgoszcz      | 11 Jul 2008 |
| World Junior Leading <b>WJL</b> | 1:57.74                           | Sahily DIAGO            | CUB                   | 19  | La Habana (EP) | 25 May 2014 |
| Area Junior Record <b>AJR</b>   | National Junior Record <b>NJR</b> | Personal Best <b>PB</b> | Season Best <b>SB</b> |     |                |             |

23 July 2014

| RANK | PLACE | HEAT | LANE | BIB  | NAME                     | COUNTRY | DATE of BIRTH | RESULT                     |
|------|-------|------|------|------|--------------------------|---------|---------------|----------------------------|
| 1    | 1     | 1    | 4    | 434  | Sahily DIAGO             | CUB     | 26 Aug 95     | <b>2:03.60 Q</b>           |
| 2    | 2     | 1    | 8    | 991  | Margaret Nyairera WAMBUI | KEN     | 15 Sep 95     | <b>2:03.72 Q</b> <b>PB</b> |
| 3    | 3     | 1    | 6    | 176  | Georgia GRIFFITH         | AUS     | 05 Dec 96     | <b>2:04.00 Q</b> <b>PB</b> |
| 4    | 1     | 2    | 5    | 577  | Zeyituna MOHAMMED        | ETH     | 02 Feb 96     | <b>2:04.62 Q</b>           |
| 5    | 2     | 2    | 3    | 163  | Georgia WASSALL          | AUS     | 30 Mar 96     | <b>2:04.84 Q</b>           |
| 6    | 4     | 1    | 3    | 822  | Aníta HINRIKSDÓTTIR      | ISL     | 13 Jan 96     | <b>2:04.99 q</b>           |
| 7    | 3     | 2    | 1    | 1043 | Sara SOUHI               | MAR     | 15 May 96     | <b>2:05.37 Q</b> <b>PB</b> |
| 7    | 4     | 2    | 6    | 985  | Maximila IMALI           | KEN     | 08 Feb 96     | <b>2:05.37 q</b>           |
| 9    | 5     | 1    | 5    | 568  | Dureti EDAO              | ETH     | 08 Apr 96     | <b>2:07.28</b>             |
| 9    | 5     | 2    | 8    | 332  | Katelyn AYERS            | CAN     | 09 Feb 95     | <b>2:07.28</b>             |
| 11   | 6     | 2    | 2    | 1072 | Arantza HERNÁNDEZ        | MEX     | 06 Jun 95     | <b>2:08.46</b>             |
| 12   | 7     | 2    | 7    | 747  | Sarah SCHMIDT            | GER     | 04 Oct 96     | <b>2:08.60</b>             |
| 13   | 8     | 2    | 4    | 1622 | Sabrina SOUTHERLAND      | USA     | 18 Dec 95     | <b>2:08.76</b>             |
| 14   | 6     | 1    | 7    | 719  | Alina AMMANN             | GER     | 16 Feb 98     | <b>2:10.03</b>             |
| 15   | 7     | 1    | 1    | 1279 | Gena LÖFSTRAND           | RSA     | 23 Oct 95     | <b>2:10.40</b>             |
| 16   | 8     | 1    | 2    | 356  | Erinn STENMAN-FAHEY      | CAN     | 11 Sep 97     | <b>2:15.35</b>             |

## ALL-TIME TOP LIST

| RESULT  | NAME                           | VENUE          | DATE      |
|---------|--------------------------------|----------------|-----------|
| 1:54.01 | Pamela JELIMO (KEN)            | Zürich         | 29 Aug 08 |
| 1:55.45 | Caster SEMENYA (RSA)           | Berlin         | 19 Aug 09 |
| 1:56.59 | Francine NIYONSABA (BDI)       | Bruxelles      | 7 Sep 12  |
| 1:57.18 | Yuan WANG (CHN)                | Beijing        | 8 Sep 93  |
| 1:57.45 | Hildegard ULLRICH-KÖRNER (GDR) | Praha          | 31 Aug 78 |
| 1:57.62 | Yinglai LANG (CHN)             | Shanghai       | 22 Oct 97 |
| 1:57.63 | Maria de Lurdes MUTOLA (MOZ)   | Tokyo          | 26 Aug 91 |
| 1:57.74 | Sahily DIAGO (CUB)             | La Habana (EP) | 25 May 14 |
| 1:57.77 | Yi LU (CHN)                    | Beijing        | 9 Sep 93  |
| 1:57.86 | Katrin WÜHN (GDR)              | Celje          | 5 May 84  |

## SEASON TOP LIST

| RESULT  | NAME                           | VENUE             | DATE      |
|---------|--------------------------------|-------------------|-----------|
| 1:57.74 | Sahily DIAGO (CUB)             | La Habana (EP)    | 25 May 14 |
| 1:59.77 | Jessica JUDD (GBR)             | Oslo (Bislett)    | 11 Jun 14 |
| 2:01.55 | Zeyituna MOHAMMED (ETH)        | Addis Ababa       | 12 Jun 14 |
| 2:01.67 | Mary CAIN (USA)                | New York City, NY | 14 Jun 14 |
| 2:01.78 | Georgia WASSALL (AUS)          | Sydney (SOPAC)    | 15 Mar 14 |
| 2:02.50 | Gilda CASANOVA (CUB)           | La Habana (EP)    | 13 Jun 14 |
| 2:02.70 | Aníta HINRIKSDÓTTIR (ISL)      | Tbilisi           | 21 Jun 14 |
| 2:03.00 | Sofia ENNAOUI (POL)            | Bydgoszcz         | 2 Jun 14  |
| 2:03.26 | Alexa EFRAIMSON (USA)          | Renton, WA        | 21 Jun 14 |
| 2:03.72 | Margaret Nyairera WAMBUI (KEN) | Eugene            | 23 Jul 14 |

# RESULTS



## 800 Metres Women - Semi-Final

First 3 in each heat (Q) and the next 2 fastest (q) advance to the Final

| RECORDS              | RESULT     | NAME                   | COUNTRY             | AGE           | VENUE     | DATE                       |           |
|----------------------|------------|------------------------|---------------------|---------------|-----------|----------------------------|-----------|
| World Junior Record  | <b>WJR</b> | 1:54.01                | Pamela JELIMO       | KEN           | 19        | Zürich 29 Aug 2008         |           |
| Championships Record | <b>CR</b>  | 2:00.06                | Elena Mirela LAVRIC | ROU           | 17        | Bydgoszcz 11 Jul 2008      |           |
| World Junior Leading | <b>WJL</b> | 1:57.74                | Sahily DIAGO        | CUB           | 19        | La Habana (EP) 25 May 2014 |           |
| Area Junior Record   | <b>AJR</b> | National Junior Record | <b>NJR</b>          | Personal Best | <b>PB</b> | Season Best                | <b>SB</b> |

### Heat 1

2

23 July 2014 12:58 START TIME

16° C TEMPERATURE 88 % HUMIDITY

| PLACE | BIB  | NAME                     | COUNTRY | DATE of BIRTH | LANE | RESULT              |
|-------|------|--------------------------|---------|---------------|------|---------------------|
| 1     | 434  | Sahily DIAGO             | CUB     | 26 Aug 95     | 4    | 2:03.60 Q           |
| 2     | 991  | Margaret Nyairera WAMBUI | KEN     | 15 Sep 95     | 8    | 2:03.72 Q <b>PB</b> |
| 3     | 176  | Georgia GRIFFITH         | AUS     | 05 Dec 96     | 6    | 2:04.00 Q <b>PB</b> |
| 4     | 822  | Aníta HINRIKSDÓTTIR      | ISL     | 13 Jan 96     | 3    | 2:04.99 q           |
| 5     | 568  | Dureti EDAO              | ETH     | 08 Apr 96     | 5    | 2:07.28             |
| 6     | 719  | Alina AMMANN             | GER     | 16 Feb 98     | 7    | 2:10.03             |
| 7     | 1279 | Gena LÖFSTRAND           | RSA     | 23 Oct 95     | 1    | 2:10.40             |
| 8     | 356  | Erinn STENMAN-FAHEY      | CAN     | 11 Sep 97     | 2    | 2:15.35             |

|                    |      |                         |         |
|--------------------|------|-------------------------|---------|
| INTERMEDIATE TIMES | 400m | 822 Aníta HINRIKSDÓTTIR | 1:00.76 |
|--------------------|------|-------------------------|---------|

### Heat 2

2

23 July 2014 13:05 START TIME

16° C TEMPERATURE 88 % HUMIDITY

| PLACE | BIB  | NAME                | COUNTRY | DATE of BIRTH | LANE | RESULT              |
|-------|------|---------------------|---------|---------------|------|---------------------|
| 1     | 577  | Zeyituna MOHAMMED   | ETH     | 02 Feb 96     | 5    | 2:04.62 Q           |
| 2     | 163  | Georgia WASSALL     | AUS     | 30 Mar 96     | 3    | 2:04.84 Q           |
| 3     | 1043 | Sara SOUHI          | MAR     | 15 May 96     | 1    | 2:05.37 Q <b>PB</b> |
| 4     | 985  | Maximila IMALI      | KEN     | 08 Feb 96     | 6    | 2:05.37 q           |
| 5     | 332  | Katelyn AYERS       | CAN     | 09 Feb 95     | 8    | 2:07.28             |
| 6     | 1072 | Arantza HERNÁNDEZ   | MEX     | 06 Jun 95     | 2    | 2:08.46             |
| 7     | 747  | Sarah SCHMIDT       | GER     | 04 Oct 96     | 7    | 2:08.60             |
| 8     | 1622 | Sabrina SOUTHERLAND | USA     | 18 Dec 95     | 4    | 2:08.76             |

|                    |      |                       |         |
|--------------------|------|-----------------------|---------|
| INTERMEDIATE TIMES | 400m | 577 Zeyituna MOHAMMED | 1:01.10 |
|--------------------|------|-----------------------|---------|

### ALL-TIME TOP LIST

### SEASON TOP LIST

| RESULT  | NAME                           | VENUE          | DATE      | RESULT  | NAME                           | VENUE             | DATE      |
|---------|--------------------------------|----------------|-----------|---------|--------------------------------|-------------------|-----------|
| 1:54.01 | Pamela JELIMO (KEN)            | Zürich         | 29 Aug 08 | 1:57.74 | Sahily DIAGO (CUB)             | La Habana (EP)    | 25 May 14 |
| 1:55.45 | Caster SEMENYA (RSA)           | Berlin         | 19 Aug 09 | 1:59.77 | Jessica JUDD (GBR)             | Oslo (Bislett)    | 11 Jun 14 |
| 1:56.59 | Francine NIYONSABA (BDI)       | Bruxelles      | 7 Sep 12  | 2:01.55 | Zeyituna MOHAMMED (ETH)        | Addis Ababa       | 12 Jun 14 |
| 1:57.18 | Yuan WANG (CHN)                | Beijing        | 8 Sep 93  | 2:01.67 | Mary CAIN (USA)                | New York City, NY | 14 Jun 14 |
| 1:57.45 | Hildegard ULLRICH-KÖRNER (GDR) | Praha          | 31 Aug 78 | 2:01.78 | Georgia WASSALL (AUS)          | Sydney (SOPAC)    | 15 Mar 14 |
| 1:57.62 | Yinglai LANG (CHN)             | Shanghai       | 22 Oct 97 | 2:02.50 | Gilda CASANOVA (CUB)           | La Habana (EP)    | 13 Jun 14 |
| 1:57.63 | Maria de Lurdes MUTOLA (MOZ)   | Tokyo          | 26 Aug 91 | 2:02.70 | Aníta HINRIKSDÓTTIR (ISL)      | Tbilisi           | 21 Jun 14 |
| 1:57.74 | Sahily DIAGO (CUB)             | La Habana (EP) | 25 May 14 | 2:03.00 | Sofia ENNAOUI (POL)            | Bydgoszcz         | 2 Jun 14  |
| 1:57.77 | Yi LU (CHN)                    | Beijing        | 9 Sep 93  | 2:03.26 | Alexa EFRAIMSON (USA)          | Renton, WA        | 21 Jun 14 |
| 1:57.86 | Katrin WÜHN (GDR)              | Celje          | 5 May 84  | 2:03.72 | Margaret Nyairera WAMBUI (KEN) | Eugene            | 23 Jul 14 |

# SUMMARY



## 800 Metres Women - Round 1

First 3 in each heat (Q) and the next 4 fastest (q) advance to the Semi-Finals

| RECORDS                         | RESULT                            | NAME                    | COUNTRY               | AGE | VENUE          | DATE        |
|---------------------------------|-----------------------------------|-------------------------|-----------------------|-----|----------------|-------------|
| World Junior Record <b>WJR</b>  | 1:54.01                           | Pamela JELIMO           | KEN                   | 19  | Zürich         | 29 Aug 2008 |
| Championships Record <b>CR</b>  | 2:00.06                           | Elena Mirela LAVRIC     | ROU                   | 17  | Bydgoszcz      | 11 Jul 2008 |
| World Junior Leading <b>WJL</b> | 1:57.74                           | Sahily DIAGO            | CUB                   | 19  | La Habana (EP) | 25 May 2014 |
| Area Junior Record <b>AJR</b>   | National Junior Record <b>NJR</b> | Personal Best <b>PB</b> | Season Best <b>SB</b> |     |                |             |

22 July 2014

| RANK | PLACE | HEAT | LANE | BIB  | NAME                     | COUNTRY | DATE of BIRTH | RESULT                     |
|------|-------|------|------|------|--------------------------|---------|---------------|----------------------------|
| 1    | 1     | 1    | 3    | 822  | Aníta HINRIKSDÓTTIR      | ISL     | 13 Jan 96     | <b>2:03.41 Q</b>           |
| 2    | 1     | 4    | 4    | 991  | Margaret Nyairera WAMBUI | KEN     | 15 Sep 95     | <b>2:04.24 Q</b> <b>PB</b> |
| 3    | 1     | 3    | 5    | 577  | Zeyituna MOHAMMED        | ETH     | 02 Feb 96     | <b>2:04.47 Q</b>           |
| 4    | 2     | 1    | 1    | 176  | Georgia GRIFFITH         | AUS     | 05 Dec 96     | <b>2:04.53 Q</b>           |
| 5    | 2     | 4    | 3    | 434  | Sahily DIAGO             | CUB     | 26 Aug 95     | <b>2:04.60 Q</b>           |
| 6    | 3     | 1    | 2    | 332  | Katelyn AYERS            | CAN     | 09 Feb 95     | <b>2:04.89 Q</b> <b>PB</b> |
| 7    | 4     | 1    | 8    | 747  | Sarah SCHMIDT            | GER     | 04 Oct 96     | <b>2:05.56 q</b>           |
| 8    | 1     | 2    | 4    | 163  | Georgia WASSALL          | AUS     | 30 Mar 96     | <b>2:05.69 Q</b>           |
| 9    | 3     | 4    | 2    | 1622 | Sabrina SOUTHERLAND      | USA     | 18 Dec 95     | <b>2:05.84 Q</b>           |
| 10   | 2     | 2    | 2    | 568  | Dureti EDAO              | ETH     | 08 Apr 96     | <b>2:06.15 Q</b>           |
| 11   | 2     | 3    | 4    | 1043 | Sara SOUHI               | MAR     | 15 May 96     | <b>2:06.38 Q</b>           |
| 12   | 5     | 1    | 4    | 1072 | Arantza HERNÁNDEZ        | MEX     | 06 Jun 95     | <b>2:06.49 q</b> <b>PB</b> |
| 13   | 3     | 2    | 8    | 719  | Alina AMMANN             | GER     | 16 Feb 98     | <b>2:06.91 Q</b>           |
| 13   | 3     | 3    | 3    | 985  | Maximila IMALI           | KEN     | 08 Feb 96     | <b>2:06.91 Q</b>           |
| 15   | 4     | 3    | 7    | 356  | Erinn STENMAN-FAHEY      | CAN     | 11 Sep 97     | <b>2:06.97 q</b> <b>PB</b> |
| 16   | 6     | 1    | 5    | 1279 | Gena LÖFSTRAND           | RSA     | 23 Oct 95     | <b>2:07.04 q</b>           |
| 17   | 4     | 2    | 6    | 1480 | Asli ARIK                | TUR     | 01 Feb 95     | <b>2:07.26</b> <b>SB</b>   |
| 18   | 7     | 1    | 6    | 1150 | Mathilde MYHRVOLD        | NOR     | 16 Jul 98     | <b>2:07.30</b> <b>PB</b>   |
| 19   | 5     | 2    | 3    | 625  | Charlotte MOUCHET        | FRA     | 05 Jun 96     | <b>2:07.38</b>             |
| 20   | 5     | 3    | 8    | 1367 | Livia MÜLLER             | SUI     | 09 May 95     | <b>2:07.50</b> <b>PB</b>   |
| 21   | 4     | 4    | 5    | 803  | Jessy JOSEPH             | IND     | 08 Dec 95     | <b>2:07.57</b>             |
| 22   | 6     | 3    | 6    | 1615 | Raevyn ROGERS            | USA     | 07 Sep 96     | <b>2:08.01</b>             |
| 23   | 7     | 3    | 2    | 812  | Aislinn CROSSEY          | IRL     | 11 Aug 95     | <b>2:08.06</b>             |
| 24   | 5     | 4    | 7    | 811  | Siofra CLÉIRIGH BUTTNER  | IRL     | 21 Jul 95     | <b>2:08.50</b>             |
| 25   | 6     | 4    | 6    | 1122 | Jennifer Adaeze EDOBI    | NGR     | 20 Jan 96     | <b>2:09.65</b>             |
| 26   | 6     | 2    | 7    | 1518 | María Pía FERNÁNDEZ      | URU     | 01 Apr 95     | <b>2:10.97</b>             |
| 27   | 7     | 2    | 5    | 951  | Ryoko HIRANO             | JPN     | 03 Mar 95     | <b>2:11.99</b>             |
| 28   | 7     | 4    | 8    | 1074 | Hannia Michelle PALAFOX  | MEX     | 10 Dec 96     | <b>2:20.90</b>             |
|      |       | 1    | 7    | 800  | Arachana Ramdas ADHAV    | IND     | 14 Jul 95     | <b>DNF</b>                 |

| ALL-TIME TOP LIST |                                |                |           | SEASON TOP LIST |                           |                   |           |
|-------------------|--------------------------------|----------------|-----------|-----------------|---------------------------|-------------------|-----------|
| RESULT            | NAME                           | VENUE          | DATE      | RESULT          | NAME                      | VENUE             | DATE      |
| 1:54.01           | Pamela JELIMO (KEN)            | Zürich         | 29 Aug 08 | 1:57.74         | Sahily DIAGO (CUB)        | La Habana (EP)    | 25 May 14 |
| 1:55.45           | Caster SEMENYA (RSA)           | Berlin         | 19 Aug 09 | 1:59.77         | Jessica JUDD (GBR)        | Oslo (Bislett)    | 11 Jun 14 |
| 1:56.59           | Francine NIYONSABA (BDI)       | Bruxelles      | 7 Sep 12  | 2:01.55         | Zeyituna MOHAMMED (ETH)   | Addis Ababa       | 12 Jun 14 |
| 1:57.18           | Yuan WANG (CHN)                | Beijing        | 8 Sep 93  | 2:01.67         | Mary CAIN (USA)           | New York City, NY | 14 Jun 14 |
| 1:57.45           | Hildegard ULLRICH-KÖRNER (GDR) | Praha          | 31 Aug 78 | 2:01.78         | Georgia WASSALL (AUS)     | Sydney (SOPAC)    | 15 Mar 14 |
| 1:57.62           | Yinglai LANG (CHN)             | Shanghai       | 22 Oct 97 | 2:02.50         | Gilda CASANOVA (CUB)      | La Habana (EP)    | 13 Jun 14 |
| 1:57.63           | Maria de Lurdes MUTOLA (MOZ)   | Tokyo          | 26 Aug 91 | 2:02.70         | Aníta HINRIKSDÓTTIR (ISL) | Tbilisi           | 21 Jun 14 |
| 1:57.74           | Sahily DIAGO (CUB)             | La Habana (EP) | 25 May 14 | 2:03.00         | Sofia ENNAOUI (POL)       | Bydgoszcz         | 2 Jun 14  |
| 1:57.77           | Yi LU (CHN)                    | Beijing        | 9 Sep 93  | 2:03.26         | Alexa EFRAIMSON (USA)     | Renton, WA        | 21 Jun 14 |
| 1:57.86           | Katrin WÜHN (GDR)              | Celje          | 5 May 84  | 2:04.05         | Georgia GRIFFITH (AUS)    | Brisbane (QJAC)   | 14 Jun 14 |

# RESULTS



## 800 Metres Women - Round 1

First 3 in each heat (Q) and the next 4 fastest (q) advance to the Semi-Finals

| RECORDS                         | RESULT                            | NAME                    | COUNTRY               | AGE | VENUE          | DATE        |
|---------------------------------|-----------------------------------|-------------------------|-----------------------|-----|----------------|-------------|
| World Junior Record <b>WJR</b>  | 1:54.01                           | Pamela JELIMO           | KEN                   | 19  | Zürich         | 29 Aug 2008 |
| Championships Record <b>CR</b>  | 2:00.06                           | Elena Mirela LAVRIC     | ROU                   | 17  | Bydgoszcz      | 11 Jul 2008 |
| World Junior Leading <b>WJL</b> | 1:57.74                           | Sahily DIAGO            | CUB                   | 19  | La Habana (EP) | 25 May 2014 |
| Area Junior Record <b>AJR</b>   | National Junior Record <b>NJR</b> | Personal Best <b>PB</b> | Season Best <b>SB</b> |     |                |             |

### Heat 1

4

22 July 2014 12:13 START TIME

22° C TEMPERATURE 53 % HUMIDITY

| PLACE | BIB  | NAME                  | COUNTRY | DATE of BIRTH | LANE | RESULT              |
|-------|------|-----------------------|---------|---------------|------|---------------------|
| 1     | 822  | Aníta HINRIKSDÓTTIR   | ISL     | 13 Jan 96     | 3    | 2:03.41 Q           |
| 2     | 176  | Georgia GRIFFITH      | AUS     | 05 Dec 96     | 1    | 2:04.53 Q           |
| 3     | 332  | Katelyn AYERS         | CAN     | 09 Feb 95     | 2    | 2:04.89 Q <b>PB</b> |
| 4     | 747  | Sarah SCHMIDT         | GER     | 04 Oct 96     | 8    | 2:05.56 q           |
| 5     | 1072 | Arantza HERNÁNDEZ     | MEX     | 06 Jun 95     | 4    | 2:06.49 q <b>PB</b> |
| 6     | 1279 | Gena LÖFSTRAND        | RSA     | 23 Oct 95     | 5    | 2:07.04 q           |
| 7     | 1150 | Mathilde MYHRVOLD     | NOR     | 16 Jul 98     | 6    | 2:07.30 <b>PB</b>   |
|       | 800  | Arachana Ramdas ADHAV | IND     | 14 Jul 95     | 7    | DNF                 |

#### INTERMEDIATE TIMES

400m 747 Sarah SCHMIDT 59.65

### Heat 2

4

22 July 2014 12:21 START TIME

22° C TEMPERATURE 53 % HUMIDITY

| PLACE | BIB  | NAME                | COUNTRY | DATE of BIRTH | LANE | RESULT            |
|-------|------|---------------------|---------|---------------|------|-------------------|
| 1     | 163  | Georgia WASSALL     | AUS     | 30 Mar 96     | 4    | 2:05.69 Q         |
| 2     | 568  | Dureti EDAO         | ETH     | 08 Apr 96     | 2    | 2:06.15 Q         |
| 3     | 719  | Alina AMMANN        | GER     | 16 Feb 98     | 8    | 2:06.91 Q         |
| 4     | 1480 | Asli ARIK           | TUR     | 01 Feb 95     | 6    | 2:07.26 <b>SB</b> |
| 5     | 625  | Charlotte MOUCHET   | FRA     | 05 Jun 96     | 3    | 2:07.38           |
| 6     | 1518 | María Pía FERNÁNDEZ | URU     | 01 Apr 95     | 7    | 2:10.97           |
| 7     | 951  | Ryoko HIRANO        | JPN     | 03 Mar 95     | 5    | 2:11.99           |

#### INTERMEDIATE TIMES

400m 719 Alina AMMANN 1:00.25

### Heat 3

4

22 July 2014 12:28 START TIME

22° C TEMPERATURE 53 % HUMIDITY

| PLACE | BIB  | NAME                | COUNTRY | DATE of BIRTH | LANE | RESULT              |
|-------|------|---------------------|---------|---------------|------|---------------------|
| 1     | 577  | Zeyituna MOHAMMED   | ETH     | 02 Feb 96     | 5    | 2:04.47 Q           |
| 2     | 1043 | Sara SOUHI          | MAR     | 15 May 96     | 4    | 2:06.38 Q           |
| 3     | 985  | Maximila IMALI      | KEN     | 08 Feb 96     | 3    | 2:06.91 Q           |
| 4     | 356  | Erinn STENMAN-FAHEY | CAN     | 11 Sep 97     | 7    | 2:06.97 q <b>PB</b> |
| 5     | 1367 | Livia MÜLLER        | SUI     | 09 May 95     | 8    | 2:07.50 <b>PB</b>   |
| 6     | 1615 | Raevyn ROGERS       | USA     | 07 Sep 96     | 6    | 2:08.01             |
| 7     | 812  | Aislinn CROSSEY     | IRL     | 11 Aug 95     | 2    | 2:08.06             |

#### INTERMEDIATE TIMES

400m 1615 Raevyn ROGERS 1:00.20



**RESULTS**  
**800 Metres Women - Round 1**

**Heat 4**

**4**

22 July 2014 12:34 START TIME

22° C TEMPERATURE 53 % HUMIDITY

| PLACE | BIB  | NAME                     | COUNTRY | DATE of BIRTH | LANE | RESULT                     |
|-------|------|--------------------------|---------|---------------|------|----------------------------|
| 1     | 991  | Margaret Nyairera WAMBUI | KEN     | 15 Sep 95     | 4    | <b>2:04.24 Q</b> <b>PB</b> |
| 2     | 434  | Sahily DIAGO             | CUB     | 26 Aug 95     | 3    | <b>2:04.60 Q</b>           |
| 3     | 1622 | Sabrina SOUTHERLAND      | USA     | 18 Dec 95     | 2    | <b>2:05.84 Q</b>           |
| 4     | 803  | Jessy JOSEPH             | IND     | 08 Dec 95     | 5    | <b>2:07.57</b>             |
| 5     | 811  | Siofra CLÉIRIGH BUTTNER  | IRL     | 21 Jul 95     | 7    | <b>2:08.50</b>             |
| 6     | 1122 | Jennifer Adaeze EDOBI    | NGR     | 20 Jan 96     | 6    | <b>2:09.65</b>             |
| 7     | 1074 | Hannia Michelle PALAFOX  | MEX     | 10 Dec 96     | 8    | <b>2:20.90</b>             |

**INTERMEDIATE TIMES** 400m 991 Margaret Nyairera WAMBUI 1:01.74

| ALL-TIME TOP LIST |                                |                |           | SEASON TOP LIST |                           |                   |           |
|-------------------|--------------------------------|----------------|-----------|-----------------|---------------------------|-------------------|-----------|
| RESULT            | NAME                           | VENUE          | DATE      | RESULT          | NAME                      | VENUE             | DATE      |
| 1:54.01           | Pamela JELIMO (KEN)            | Zürich         | 29 Aug 08 | 1:57.74         | Sahily DIAGO (CUB)        | La Habana (EP)    | 25 May 14 |
| 1:55.45           | Caster SEMENYA (RSA)           | Berlin         | 19 Aug 09 | 1:59.77         | Jessica JUDD (GBR)        | Oslo (Bislett)    | 11 Jun 14 |
| 1:56.59           | Francine NIYONSABA (BDI)       | Bruxelles      | 7 Sep 12  | 2:01.55         | Zeyituna MOHAMMED (ETH)   | Addis Ababa       | 12 Jun 14 |
| 1:57.18           | Yuan WANG (CHN)                | Beijing        | 8 Sep 93  | 2:01.67         | Mary CAIN (USA)           | New York City, NY | 14 Jun 14 |
| 1:57.45           | Hildegard ULLRICH-KÖRNER (GDR) | Praha          | 31 Aug 78 | 2:01.78         | Georgia WASSALL (AUS)     | Sydney (SOPAC)    | 15 Mar 14 |
| 1:57.62           | Yinqlai LANG (CHN)             | Shanghai       | 22 Oct 97 | 2:02.50         | Gilda CASANOVA (CUB)      | La Habana (EP)    | 13 Jun 14 |
| 1:57.63           | Maria de Lurdes MUTOLA (MOZ)   | Tokyo          | 26 Aug 91 | 2:02.70         | Aníta HINRIKSDÓTTIR (ISL) | Tbilisi           | 21 Jun 14 |
| 1:57.74           | Sahily DIAGO (CUB)             | La Habana (EP) | 25 May 14 | 2:03.00         | Sofia ENNAOUI (POL)       | Bydgoszcz         | 2 Jun 14  |
| 1:57.77           | Yi LU (CHN)                    | Beijing        | 9 Sep 93  | 2:03.26         | Alexa EFRAIMSON (USA)     | Renton, WA        | 21 Jun 14 |
| 1:57.86           | Katrin WÜHN (GDR)              | Celje          | 5 May 84  | 2:04.05         | Georgia GRIFFITH (AUS)    | Brisbane (QSAC)   | 14 Jun 14 |





## RESULTS



## 1500 Metres Women - Final

| RECORDS                         | RESULT                            | NAME                       | COUNTRY               | AGE | VENUE          | DATE        |
|---------------------------------|-----------------------------------|----------------------------|-----------------------|-----|----------------|-------------|
| World Junior Record <b>WJR</b>  | 3:51.34                           | Yinglai LANG               | CHN                   | 18  | Shanghai       | 18 Oct 1997 |
| Championships Record <b>CR</b>  | 4:04.96                           | Faith Chepngetich KIPYEGON | KEN                   | 18  | Barcelona (OS) | 15 Jul 2012 |
| World Junior Leading <b>WJL</b> | 3:59.53                           | Dawit SEYAUM               | ETH                   | 18  | Marrakech      | 8 Jun 2014  |
| Area Junior Record <b>AJR</b>   | National Junior Record <b>NJR</b> | Personal Best <b>PB</b>    | Season Best <b>SB</b> |     |                |             |

27 July 2014 15:54 START TIME 28° C TEMPERATURE 37 % HUMIDITY

| PLACE | BIB  | NAME                     | COUNTRY | DATE of BIRTH | ORDER | RESULT            |
|-------|------|--------------------------|---------|---------------|-------|-------------------|
| 1     | 578  | Dawit SEYAUM             | ETH     | 27 Jul 96     | 1     | 4:09.86           |
| 2     | 581  | Gudaf TSEGAY             | ETH     | 23 Jan 97     | 7     | 4:10.83           |
| 3     | 987  | Sheila Chepngetich KETER | KEN     | 27 Jun 95     | 3     | 4:11.21 <b>PB</b> |
| 4     | 1590 | Elise CRANNY             | USA     | 09 May 96     | 8     | 4:12.82           |
| 5     | 1195 | Sofia ENNAOUI            | POL     | 30 Aug 95     | 10    | 4:13.06           |
| 6     | 1594 | Alexa EFRAIMSON          | USA     | 20 Feb 97     | 5     | 4:13.31           |
| 7     | 989  | Winfred MBITHE           | KEN     | 30 May 97     | 11    | 4:13.80 <b>PB</b> |
| 8     | 667  | Bobby CLAY               | GBR     | 19 May 97     | 4     | 4:16.47 <b>SB</b> |
| 9     | 332  | Katelyn AYERS            | CAN     | 09 Feb 95     | 9     | 4:17.01 <b>PB</b> |
| 10    | 615  | Cassandre BEAUGRAND      | FRA     | 23 May 97     | 2     | 4:17.04 <b>PB</b> |
| 11    | 678  | Amy GRIFFITHS            | GBR     | 22 Mar 96     | 12    | 4:17.54           |
| 12    | 181  | Anna LAMAN               | AUS     | 25 May 95     | 6     | 4:18.70           |

| INTERMEDIATE TIMES | 400m  | 581 Gudaf TSEGAY | 1:08.96 |
|--------------------|-------|------------------|---------|
|                    | 800m  | 578 Dawit SEYAUM | 2:17.13 |
|                    | 1200m | 578 Dawit SEYAUM | 3:23.91 |

| ALL-TIME TOP LIST |                                  |           |           | SEASON TOP LIST |                                |                     |           |
|-------------------|----------------------------------|-----------|-----------|-----------------|--------------------------------|---------------------|-----------|
| RESULT            | NAME                             | VENUE     | DATE      | RESULT          | NAME                           | VENUE               | DATE      |
| 3:51.34           | Yinglai LANG (CHN)               | Shanghai  | 18 Oct 97 | 3:59.53         | Dawit SEYAUM (ETH)             | Marrakech           | 8 Jun 14  |
| 3:53.91           | Lili YIN (CHN)                   | Shanghai  | 18 Oct 97 | 4:02.83         | Gudaf TSEGAY (ETH)             | Beijing             | 21 May 14 |
| 3:53.97           | Lixin LAN (CHN)                  | Shanghai  | 18 Oct 97 | 4:06.34         | Mary CAIN (USA)                | Sacramento, CA      | 29 Jun 14 |
| 3:54.52           | Linq ZHANG (CHN)                 | Shanghai  | 18 Oct 97 | 4:07.05         | Alexa EFRAIMSON (USA)          | New York City, NY   | 14 Jun 14 |
| 3:56.98           | Faith Chepngetich KIPYEGON (KEN) | Doha      | 10 May 13 | 4:07.34         | Sofia ENNAOUI (POL)            | Szczecin            | 7 Jun 14  |
| 3:59.53           | Dawit SEYAUM (ETH)               | Marrakech | 8 Jun 14  | 4:07.34         | Kokebe TEFAYE (ETH)            | Montreuil-sous-Bois | 7 Jul 14  |
| 3:59.60           | Gelete BURKA (ETH)               | Rieti     | 28 Aug 05 | 4:08.49         | Senbere TEFERI (ETH)           | Tokyo               | 11 May 14 |
| 3:59.81           | Yuan WANG (CHN)                  | Beijing   | 11 Sep 93 | 4:08.62         | Tigist GASHAW (ETH)            | Montbéliard         | 6 Jun 14  |
| 3:59.96           | Zola PIETERSE (GBR)              | Bruxelles | 30 Aug 85 | 4:10.95         | Elise CRANNY (USA)             | Palo Alto, CA       | 4 May 14  |
| 4:00.05           | Yi LU (CHN)                      | Beijing   | 11 Sep 93 | 4:11.21         | Sheila Chepngetich KETER (KEN) | Eugene              | 27 Jul 14 |

# RESULT PROGRESSION

## 1500 Metres Women - Final



| RECORDS                         | RESULT NAME                               | COUNTRY                 | AGE                   | VENUE          | DATE        |
|---------------------------------|---|-------------------------|-----------------------|----------------|-------------|
| World Junior Record <b>WJR</b>  | <b>3:51.34</b> Yinglai LANG               | CHN                     | 18                    | Shanghai       | 18 Oct 1997 |
| Championships Record <b>CR</b>  | <b>4:04.96</b> Faith Chepngetich KIPYEGON | KEN                     | 18                    | Barcelona (OS) | 15 Jul 2012 |
| World Junior Leading <b>WJL</b> | <b>3:59.53</b> Dawit SEYAUM               | ETH                     | 18                    | Marrakech      | 8 Jun 2014  |
| Area Junior Record <b>AJR</b>   | National Junior Record <b>NJR</b>         | Personal Best <b>PB</b> | Season Best <b>SB</b> |                |             |

27 July 2014

| RANK | BIB  | NAME                     | COUNTRY | DATE of BIRTH | PHASE   | HEAT | PLACE | RESULT                     |
|------|------|--------------------------|---------|---------------|---------|------|-------|----------------------------|
| 1    | 578  | Dawit SEYAUM             | ETH     | 27 Jul 96     | Final   | 1    | 1     | <b>4:09.86</b>             |
|      |      |                          |         |               | Round 1 | 2    | 1     | <b>4:14.72 Q</b>           |
| 2    | 581  | Gudaf TSEGAY             | ETH     | 23 Jan 97     | Final   | 1    | 2     | <b>4:10.83</b>             |
|      |      |                          |         |               | Round 1 | 1    | 5     | <b>4:15.62 Q</b>           |
| 3    | 987  | Sheila Chepngetich KETER | KEN     | 27 Jun 95     | Final   | 1    | 3     | <b>4:11.21</b> <b>PB</b>   |
|      |      |                          |         |               | Round 1 | 1    | 6     | <b>4:16.13 Q</b>           |
| 4    | 1590 | Elise CRANNY             | USA     | 09 May 96     | Final   | 1    | 4     | <b>4:12.82</b>             |
|      |      |                          |         |               | Round 1 | 2    | 4     | <b>4:15.21 Q</b>           |
| 5    | 1195 | Sofia ENNAOUI            | POL     | 30 Aug 95     | Final   | 1    | 5     | <b>4:13.06</b>             |
|      |      |                          |         |               | Round 1 | 2    | 2     | <b>4:15.07 Q</b>           |
| 6    | 1594 | Alexa EFRAIMSON          | USA     | 20 Feb 97     | Final   | 1    | 6     | <b>4:13.31</b>             |
|      |      |                          |         |               | Round 1 | 1    | 9     | <b>4:16.87 Q</b>           |
| 7    | 989  | Winfred MBITHE           | KEN     | 30 May 97     | Final   | 1    | 7     | <b>4:13.80</b> <b>PB</b>   |
|      |      |                          |         |               | Round 1 | 2    | 3     | <b>4:15.12 Q</b> <b>PB</b> |
| 8    | 667  | Bobby CLAY               | GBR     | 19 May 97     | Final   | 1    | 8     | <b>4:16.47</b> <b>SB</b>   |
|      |      |                          |         |               | Round 1 | 1    | 8     | <b>4:16.56 Q</b> <b>SB</b> |
| 9    | 332  | Katelyn AYERS            | CAN     | 09 Feb 95     | Final   | 1    | 9     | <b>4:17.01</b> <b>PB</b>   |
|      |      |                          |         |               | Round 1 | 2    | 11    | <b>4:18.87 q</b> <b>PB</b> |
| 10   | 615  | Cassandre BEAUGRAND      | FRA     | 23 May 97     | Final   | 1    | 10    | <b>4:17.04</b> <b>PB</b>   |
|      |      |                          |         |               | Round 1 | 2    | 10    | <b>4:18.56 q</b>           |
| 11   | 678  | Amy GRIFFITHS            | GBR     | 22 Mar 96     | Final   | 1    | 11    | <b>4:17.54</b>             |
|      |      |                          |         |               | Round 1 | 2    | 7     | <b>4:16.22 q</b>           |
| 12   | 181  | Anna LAMAN               | AUS     | 25 May 95     | Final   | 1    | 12    | <b>4:18.70</b>             |
|      |      |                          |         |               | Round 1 | 2    | 12    | <b>4:18.89 q</b>           |

| ALL-TIME TOP LIST |                                  |           |           | SEASON TOP LIST |                                |                     |           |
|-------------------|----------------------------------|-----------|-----------|-----------------|--------------------------------|---------------------|-----------|
| RESULT            | NAME                             | VENUE     | DATE      | RESULT          | NAME                           | VENUE               | DATE      |
| 3:51.34           | Yinglai LANG (CHN)               | Shanghai  | 18 Oct 97 | 3:59.53         | Dawit SEYAUM (ETH)             | Marrakech           | 8 Jun 14  |
| 3:53.91           | Lili YIN (CHN)                   | Shanghai  | 18 Oct 97 | 4:02.83         | Gudaf TSEGAY (ETH)             | Beijing             | 21 May 14 |
| 3:53.97           | Lixin LAN (CHN)                  | Shanghai  | 18 Oct 97 | 4:06.34         | Mary CAIN (USA)                | Sacramento, CA      | 29 Jun 14 |
| 3:54.52           | Linq ZHANG (CHN)                 | Shanghai  | 18 Oct 97 | 4:07.05         | Alexa EFRAIMSON (USA)          | New York City, NY   | 14 Jun 14 |
| 3:56.98           | Faith Chepngetich KIPYEGON (KEN) | Doha      | 10 May 13 | 4:07.34         | Sofia ENNAOUI (POL)            | Szczecin            | 7 Jun 14  |
| 3:59.53           | Dawit SEYAUM (ETH)               | Marrakech | 8 Jun 14  | 4:07.34         | Kokebe TEFAYE (ETH)            | Montreuil-sous-Bois | 7 Jul 14  |
| 3:59.60           | Gelete BURKA (ETH)               | Rieti     | 28 Aug 05 | 4:08.49         | Senbere TEFERI (ETH)           | Tokyo               | 11 May 14 |
| 3:59.81           | Yuan WANG (CHN)                  | Beijing   | 11 Sep 93 | 4:08.62         | Tiqist GASHAW (ETH)            | Montbéliard         | 6 Jun 14  |
| 3:59.96           | Zola PIETERSE (GBR)              | Bruxelles | 30 Aug 85 | 4:10.95         | Elise CRANNY (USA)             | Palo Alto, CA       | 4 May 14  |
| 4:00.05           | Yi LU (CHN)                      | Beijing   | 11 Sep 93 | 4:11.21         | Sheila Chepngetich KETER (KEN) | Eugene              | 27 Jul 14 |

# SUMMARY



## 1500 Metres Women - Round 1

First 4 in each heat (Q) and the next 4 fastest (q) advance to the Final

| RECORDS                         | RESULT                            | NAME                       | COUNTRY                 | AGE | VENUE                 | DATE        |
|---------------------------------|-----------------------------------|----------------------------|-------------------------|-----|-----------------------|-------------|
| World Junior Record <b>WJR</b>  | 3:51.34                           | Yinglai LANG               | CHN                     | 18  | Shanghai              | 18 Oct 1997 |
| Championships Record <b>CR</b>  | 4:04.96                           | Faith Chepngetich KIPYEGON | KEN                     | 18  | Barcelona (OS)        | 15 Jul 2012 |
| World Junior Leading <b>WJL</b> | 3:59.53                           | Dawit SEYAUM               | ETH                     | 18  | Marrakech             | 8 Jun 2014  |
| Area Junior Record <b>AJR</b>   | National Junior Record <b>NJR</b> |                            | Personal Best <b>PB</b> |     | Season Best <b>SB</b> |             |

25 July 2014

| RANK | PLACE | HEAT | BIB  | NAME                          | COUNTRY | DATE of BIRTH | RESULT                     |
|------|-------|------|------|-------------------------------|---------|---------------|----------------------------|
| 1    | 1     | 2    | 578  | Dawit SEYAUM                  | ETH     | 27 Jul 96     | <b>4:14.72 Q</b>           |
| 2    | 2     | 2    | 1195 | Sofia ENNAOUI                 | POL     | 30 Aug 95     | <b>4:15.07 Q</b>           |
| 3    | 3     | 2    | 989  | Winfred MBITHE                | KEN     | 30 May 97     | <b>4:15.12 Q</b> <b>PB</b> |
| 4    | 4     | 2    | 1590 | Elise CRANNY                  | USA     | 09 May 96     | <b>4:15.21 Q</b>           |
| 5    | 1     | 1    | 581  | Gudaf TSEGAY                  | ETH     | 23 Jan 97     | <b>4:15.62 Q</b>           |
| 6    | 2     | 1    | 987  | Sheila Chepngetich KETER      | KEN     | 27 Jun 95     | <b>4:16.13 Q</b>           |
| 7    | 5     | 2    | 678  | Amy GRIFFITHS                 | GBR     | 22 Mar 96     | <b>4:16.22 q</b>           |
| 8    | 3     | 1    | 667  | Bobby CLAY                    | GBR     | 19 May 97     | <b>4:16.56 Q</b> <b>SB</b> |
| 9    | 4     | 1    | 1594 | Alexa EFRAIMSON               | USA     | 20 Feb 97     | <b>4:16.87 Q</b>           |
| 10   | 6     | 2    | 615  | Cassandre BEAUGRAND           | FRA     | 23 May 97     | <b>4:18.56 q</b>           |
| 11   | 7     | 2    | 332  | Katelyn AYERS                 | CAN     | 09 Feb 95     | <b>4:18.87 q</b> <b>PB</b> |
| 12   | 8     | 2    | 181  | Anna LAMAN                    | AUS     | 25 May 95     | <b>4:18.89 q</b>           |
| 13   | 5     | 1    | 1313 | Ekaterina SOKOLOVA            | RUS     | 16 Dec 95     | <b>4:19.88</b>             |
| 14   | 6     | 1    | 764  | Anastasia-Panayiota MARINAKOU | GRE     | 12 Jun 96     | <b>4:20.50</b>             |
| 15   | 9     | 2    | 1660 | Marege HAYELOM                | AZE     | 18 Aug 96     | <b>4:20.58</b>             |
| 16   | 7     | 1    | 475  | Maria LARSEN                  | DEN     | 11 Apr 96     | <b>4:21.68</b>             |
| 17   | 8     | 1    | 1043 | Sara SOUHI                    | MAR     | 15 May 96     | <b>4:23.17</b> <b>PB</b>   |
| 18   | 10    | 2    | 476  | Josephine THESTRUP            | DEN     | 25 Nov 96     | <b>4:23.60</b>             |
| 19   | 11    | 2    | 1248 | Maria Claudia FLOREA          | ROU     | 03 May 95     | <b>4:25.12</b> <b>PB</b>   |
| 20   | 9     | 1    | 110  | Rima CHENAH                   | ALG     | 11 Feb 96     | <b>4:25.97</b> <b>PB</b>   |
| 21   | 12    | 2    | 1144 | Elisabeth Angell BERGH        | NOR     | 21 Mar 96     | <b>4:26.14</b>             |
| 22   | 10    | 1    | 1488 | Emine Hatun TUNA              | TUR     | 07 Dec 95     | <b>4:26.28</b>             |
| 23   | 11    | 1    | 1072 | Arantza HERNANDEZ             | MEX     | 06 Jun 95     | <b>4:29.06</b>             |
| 24   | 12    | 1    | 858  | Giulia APRILE                 | ITA     | 11 Oct 95     | <b>4:29.43</b>             |
| 25   | 13    | 2    | 1021 | Mokulube MAKATISI             | LES     | 01 Sep 95     | <b>4:32.43</b>             |
| 26   | 14    | 2    | 811  | Siofra CLÉIRIGH BUTTNER       | IRL     | 21 Jul 95     | <b>4:33.49</b>             |
| 27   | 13    | 1    | 630  | Johanna GEYER CARLES          | FRA     | 10 Oct 95     | <b>4:33.84</b>             |
| 28   | 14    | 1    | 351  | Alexandra LUCKI               | CAN     | 30 Jul 96     | <b>4:36.90</b>             |
| 29   | 15    | 2    | 1659 | Enlitha NCUBE                 | ZIM     | 29 Jul 98     | <b>4:40.06</b> <b>PB</b>   |

| ALL-TIME TOP LIST |                                  |           |           | SEASON TOP LIST |                                |                         |           |
|-------------------|----------------------------------|-----------|-----------|-----------------|--------------------------------|-------------------------|-----------|
| RESULT            | NAME                             | VENUE     | DATE      | RESULT          | NAME                           | VENUE                   | DATE      |
| 3:51.34           | Yinglai LANG (CHN)               | Shanghai  | 18 Oct 97 | 3:59.53         | Dawit SEYAUM (ETH)             | Marrakech               | 8 Jun 14  |
| 3:53.91           | Lili YIN (CHN)                   | Shanghai  | 18 Oct 97 | 4:02.83         | Gudaf TSEGAY (ETH)             | Beijing                 | 21 May 14 |
| 3:53.97           | Lixin LAN (CHN)                  | Shanghai  | 18 Oct 97 | 4:06.34         | Mary CAIN (USA)                | Sacramento, CA          | 29 Jun 14 |
| 3:54.52           | Linq ZHANG (CHN)                 | Shanghai  | 18 Oct 97 | 4:07.05         | Alexa EFRAIMSON (USA)          | New York City, NY       | 14 Jun 14 |
| 3:56.98           | Faith Chepngetich KIPYEGON (KEN) | Doha      | 10 May 13 | 4:07.34         | Sofia ENNAOUI (POL)            | Szczecin                | 7 Jun 14  |
| 3:59.53           | Dawit SEYAUM (ETH)               | Marrakech | 8 Jun 14  | 4:07.34         | Kokebe TEFAYE (ETH)            | Montreuil-sous-Bois     | 7 Jul 14  |
| 3:59.60           | Gelete BURKA (ETH)               | Rieti     | 28 Aug 05 | 4:08.49         | Senbere TEFERI (ETH)           | Tokyo                   | 11 May 14 |
| 3:59.81           | Yuan WANG (CHN)                  | Beijing   | 11 Sep 93 | 4:08.62         | Tioist GASHAW (ETH)            | Montbéliard             | 6 Jun 14  |
| 3:59.96           | Zola PIETERSE (GBR)              | Bruxelles | 30 Aug 85 | 4:10.95         | Elise CRANNY (USA)             | Palo Alto, CA           | 4 May 14  |
| 4:00.05           | Yi LU (CHN)                      | Beijing   | 11 Sep 93 | 4:12.0          | Sheila Chepngetich KETER (KEN) | Iairobi (Nyayo Stadium) | 25 Jun 14 |

# RESULTS



## 1500 Metres Women - Round 1

First 4 in each heat (Q) and the next 4 fastest (q) advance to the Final

| RECORDS                         | RESULT NAME                        | COUNTRY                 | AGE                   | VENUE          | DATE        |
|---------------------------------|------------------------------------|-------------------------|-----------------------|----------------|-------------|
| World Junior Record <b>WJR</b>  | 3:51.34 Yinglai LANG               | CHN                     | 18                    | Shanghai       | 18 Oct 1997 |
| Championships Record <b>CR</b>  | 4:04.96 Faith Chepngetich KIPYEGON | KEN                     | 18                    | Barcelona (OS) | 15 Jul 2012 |
| World Junior Leading <b>WJL</b> | 3:59.53 Dawit SEYAUM               | ETH                     | 18                    | Marrakech      | 8 Jun 2014  |
| Area Junior Record <b>AJR</b>   | National Junior Record <b>NJR</b>  | Personal Best <b>PB</b> | Season Best <b>SB</b> |                |             |

### Heat 1

2

25 July 2014 12:14 START TIME

22° C TEMPERATURE 50 % HUMIDITY

| PLACE | BIB  | NAME                          | COUNTRY | DATE of BIRTH | ORDER | RESULT              |
|-------|------|-------------------------------|---------|---------------|-------|---------------------|
| 1     | 581  | Gudaf TSEGAY                  | ETH     | 23 Jan 97     | 1     | 4:15.62 Q           |
| 2     | 987  | Sheila Chepngetich KETER      | KEN     | 27 Jun 95     | 8     | 4:16.13 Q           |
| 3     | 667  | Bobby CLAY                    | GBR     | 19 May 97     | 2     | 4:16.56 Q <b>SB</b> |
| 4     | 1594 | Alexa EFRAIMSON               | USA     | 20 Feb 97     | 4     | 4:16.87 Q           |
| 5     | 1313 | Ekaterina SOKOLOVA            | RUS     | 16 Dec 95     | 10    | 4:19.88             |
| 6     | 764  | Anastasia-Panayiota MARINAKOU | GRE     | 12 Jun 96     | 5     | 4:20.50             |
| 7     | 475  | Maria LARSEN                  | DEN     | 11 Apr 96     | 14    | 4:21.68             |
| 8     | 1043 | Sara SOUHI                    | MAR     | 15 May 96     | 12    | 4:23.17 <b>PB</b>   |
| 9     | 110  | Rima CHENAH                   | ALG     | 11 Feb 96     | 13    | 4:25.97 <b>PB</b>   |
| 10    | 1488 | Emine Hatun TUNA              | TUR     | 07 Dec 95     | 11    | 4:26.28             |
| 11    | 1072 | Arantza HERNÁNDEZ             | MEX     | 06 Jun 95     | 9     | 4:29.06             |
| 12    | 858  | Giulia APRILE                 | ITA     | 11 Oct 95     | 3     | 4:29.43             |
| 13    | 630  | Johanna GEYER CARLES          | FRA     | 10 Oct 95     | 7     | 4:33.84             |
| 14    | 351  | Alexandra LUCKI               | CAN     | 30 Jul 96     | 6     | 4:36.90             |

| INTERMEDIATE TIMES | 400m  | 1313 Ekaterina SOKOLOVA      | 1:09.60 |
|--------------------|-------|------------------------------|---------|
|                    | 800m  | 1594 Alexa EFRAIMSON         | 2:20.89 |
|                    | 1200m | 987 Sheila Chepngetich KETER | 3:28.35 |

### Heat 2

2

25 July 2014 12:24 START TIME

22° C TEMPERATURE 50 % HUMIDITY

| PLACE | BIB  | NAME                    | COUNTRY | DATE of BIRTH | ORDER | RESULT              |
|-------|------|-------------------------|---------|---------------|-------|---------------------|
| 1     | 578  | Dawit SEYAUM            | ETH     | 27 Jul 96     | 1     | 4:14.72 Q           |
| 2     | 1195 | Sofia ENNAOUI           | POL     | 30 Aug 95     | 11    | 4:15.07 Q           |
| 3     | 989  | Winfred MBITHE          | KEN     | 30 May 97     | 9     | 4:15.12 Q <b>PB</b> |
| 4     | 1590 | Elise CRANNY            | USA     | 09 May 96     | 14    | 4:15.21 Q           |
| 5     | 678  | Amy GRIFFITHS           | GBR     | 22 Mar 96     | 6     | 4:16.22 q           |
| 6     | 615  | Cassandre BEAUGRAND     | FRA     | 23 May 97     | 3     | 4:18.56 q           |
| 7     | 332  | Katelyn AYERS           | CAN     | 09 Feb 95     | 4     | 4:18.87 q <b>PB</b> |
| 8     | 181  | Anna LAMAN              | AUS     | 25 May 95     | 15    | 4:18.89 q           |
| 9     | 1660 | Marege HAYELOM          | AZE     | 18 Aug 96     | 2     | 4:20.58             |
| 10    | 476  | Josephine THESTRUP      | DEN     | 25 Nov 96     | 13    | 4:23.60             |
| 11    | 1248 | Maria Claudia FLOREA    | ROU     | 03 May 95     | 10    | 4:25.12 <b>PB</b>   |
| 12    | 1144 | Elisabeth Angell BERGH  | NOR     | 21 Mar 96     | 5     | 4:26.14             |
| 13    | 1021 | Mokulube MAKATISI       | LES     | 01 Sep 95     | 12    | 4:32.43             |
| 14    | 811  | Siofra CLÉIRIGH BUTTNER | IRL     | 21 Jul 95     | 8     | 4:33.49             |
| 15    | 1659 | Enlitha NCUBE           | ZIM     | 29 Jul 98     | 7     | 4:40.06 <b>PB</b>   |

| INTERMEDIATE TIMES | 400m  | 578 Dawit SEYAUM | 1:05.01 |
|--------------------|-------|------------------|---------|
|                    | 800m  | 578 Dawit SEYAUM | 2:16.58 |
|                    | 1200m | 578 Dawit SEYAUM | 3:25.57 |



**RESULTS**  
**1500 Metres Women - Round 1**

| ALL-TIME TOP LIST |                                  |           |           | SEASON TOP LIST |                                |                         |           |
|-------------------|----------------------------------|-----------|-----------|-----------------|--------------------------------|-------------------------|-----------|
| RESULT            | NAME                             | VENUE     | DATE      | RESULT          | NAME                           | VENUE                   | DATE      |
| 3:51.34           | Yinlai LANG (CHN)                | Shanghai  | 18 Oct 97 | 3:59.53         | Dawit SEYAUM (ETH)             | Marrakech               | 8 Jun 14  |
| 3:53.91           | Lili YIN (CHN)                   | Shanghai  | 18 Oct 97 | 4:02.83         | Gudaf TSEGAY (ETH)             | Beijing                 | 21 May 14 |
| 3:53.97           | Lixin LAN (CHN)                  | Shanghai  | 18 Oct 97 | 4:06.34         | Mary CAIN (USA)                | Sacramento, CA          | 29 Jun 14 |
| 3:54.52           | Ling ZHANG (CHN)                 | Shanghai  | 18 Oct 97 | 4:07.05         | Alexa EFRAIMSON (USA)          | New York City, NY       | 14 Jun 14 |
| 3:56.98           | Faith Chepngetich KIPYEGON (KEN) | Doha      | 10 May 13 | 4:07.34         | Sofia ENNAOUI (POL)            | Szczecin                | 7 Jun 14  |
| 3:59.53           | Dawit SEYAUM (ETH)               | Marrakech | 8 Jun 14  | 4:07.34         | Kokebe TESFAYE (ETH)           | Montreuil-sous-Bois     | 7 Jul 14  |
| 3:59.60           | Gelete BURKA (ETH)               | Rieti     | 28 Aug 05 | 4:08.49         | Senbere TEFERI (ETH)           | Tokyo                   | 11 May 14 |
| 3:59.81           | Yuan WANG (CHN)                  | Beijing   | 11 Sep 93 | 4:08.62         | Tiqist GASHAW (ETH)            | Montbéliard             | 6 Jun 14  |
| 3:59.96           | Zola PIETERSE (GBR)              | Bruxelles | 30 Aug 85 | 4:10.95         | Elise CRANNY (USA)             | Palo Alto, CA           | 4 May 14  |
| 4:00.05           | Yi LU (CHN)                      | Beijing   | 11 Sep 93 | 4:12.0          | Sheila Chepngetich KETER (KEN) | Iairobi (Nyayo Stadium) | 25 Jun 14 |



## RESULTS



## 3000 Metres Women - Final

BY THE REFEREE'S DECISION, ATHLETE BIB 1195 FAILED TO COMPETE WITH BONA FIDE EFFORT ( 142.4(c) )

| RECORDS                         | RESULT                            | NAME                    | COUNTRY               | AGE | VENUE                  | DATE        |
|---------------------------------|-----------------------------------|-------------------------|-----------------------|-----|------------------------|-------------|
| World Junior Record <b>WJR</b>  | 8:28.83                           | Zola PIETERSE           | GBR                   | 19  | Roma (Stadio Olimpico) | 7 Sep 1985  |
| Championships Record <b>CR</b>  | 8:46.86                           | Linli ZHANG             | CHN                   | 19  | Seoul                  | 20 Sep 1992 |
| World Junior Leading <b>WJL</b> | 8:41.54                           | Senbere TEFERI          | ETH                   | 19  | Doha                   | 9 May 2014  |
| Area Junior Record <b>AJR</b>   | National Junior Record <b>NJR</b> | Personal Best <b>PB</b> | Season Best <b>SB</b> |     |                        |             |

24 July 2014 20:15 START TIME 21° C 53 %  
TEMPERATURE HUMIDITY

| PLACE | BIB  | NAME                         | COUNTRY | DATE of BIRTH | ORDER | RESULT            |
|-------|------|------------------------------|---------|---------------|-------|-------------------|
| 1     | 1586 | Mary CAIN                    | USA     | 03 May 96     | 2     | 8:58.48 <b>PB</b> |
| 2     | 992  | Lilian Kasait RENGERUK       | KEN     | 03 May 97     | 6     | 9:00.53           |
| 3     | 988  | Valentina Chepkwemoi MATEIKO | KEN     | 06 Sep 96     | 12    | 9:00.79 <b>PB</b> |
| 4     | 960  | Nozomi Musembi TAKAMATSU     | JPN     | 31 Aug 97     | 15    | 9:02.85 <b>PB</b> |
| 5     | 582  | Etagegn WOLDU                | ETH     | 10 May 96     | 8     | 9:06.42           |
| 6     | 1488 | Emine Hatun TUNA             | TUR     | 07 Dec 95     | 5     | 9:06.85 <b>PB</b> |
| 7     | 177  | Jessica HULL                 | AUS     | 22 Oct 96     | 10    | 9:08.85 <b>PB</b> |
| 8     | 508  | Weini KELATI                 | ERI     | 01 Dec 96     | 18    | 9:12.32 <b>PB</b> |
| 9     | 355  | Gabriela STAFFORD            | CAN     | 13 Sep 95     | 13    | 9:14.97           |
| 10    | 876  | Anna STEFANI                 | ITA     | 07 Jan 95     | 4     | 9:23.12 <b>PB</b> |
| 11    | 963  | Nao YAMAMOTO                 | JPN     | 20 Oct 96     | 14    | 9:24.41           |
| 12    | 1250 | Maria Magdalena IFTENI       | ROU     | 21 Jan 97     | 3     | 9:26.04 <b>PB</b> |
| 13    | 1515 | Nataliia SOLTAN              | UKR     | 06 Mar 95     | 11    | 9:26.58 <b>PB</b> |
| 14    | 994  | Darya MASLOVA                | KGZ     | 06 May 95     | 17    | 9:30.28           |
| 15    | 1600 | Stephanie JENKS              | USA     | 17 Aug 97     | 16    | 9:31.47           |
|       | 1195 | Sofia ENNAOUI                | POL     | 30 Aug 95     | 9     | DNF               |
|       | 1400 | Sarah LAHTI                  | SWE     | 18 Feb 95     | 1     | DNS               |
|       | 352  | Heather PETRICK              | CAN     | 11 Jul 95     | 7     | DNS               |

| INTERMEDIATE TIMES | 1000m | 992 Lilian Kasait RENGERUK       | 3:03.84 |
|--------------------|-------|----------------------------------|---------|
|                    | 2000m | 988 Valentina Chepkwemoi MATEIKO | 6:07.39 |

| ALL-TIME TOP LIST |                              |                        |           | SEASON TOP LIST |                                    |                      |           |
|-------------------|------------------------------|------------------------|-----------|-----------------|------------------------------------|----------------------|-----------|
| RESULT            | NAME                         | VENUE                  | DATE      | RESULT          | NAME                               | VENUE                | DATE      |
| 8:28.83           | Zola PIETERSE (GBR)          | Roma (Stadio Olimpico) | 7 Sep 85  | 8:41.54         | Senbere TEFERI (ETH)               | Doha                 | 9 May 14  |
| 8:35.89           | Sally BARSOSIO (KEN)         | Monaco                 | 16 Aug 97 | 8:45.93         | Alemitu HEROYE (ETH)               | Doha                 | 9 May 14  |
| 8:36.45           | Ninqning MA (CHN)            | Jinan                  | 6 Jun 93  | 8:47.26         | Aqnes Jebet TIROP (KEN)            | Doha                 | 9 May 14  |
| 8:38.61           | Kalkidan GEZAHEGNE (ETH)     | Thessaloniki           | 13 Sep 09 | 8:53.41         | Lilian Kasait RENGERUK (KEN)       | Doha                 | 9 May 14  |
| 8:38.97           | Linet Chepkwemoi MASAI (KEN) | Rieti                  | 9 Sep 07  | 8:57.23         | Goytym GEBRESLASE (ETH)            | New York City, NY    | 14 Jun 14 |
| 8:39.13           | Aqnes Jebet TIROP (KEN)      | Rieti                  | 8 Sep 13  | 8:58.48         | Mary CAIN (USA)                    | Eugene               | 24 Jul 14 |
| 8:39.65           | Buze DIRIBA (ETH)            | Monaco                 | 20 Jul 12 | 8:59.44         | Sofia ENNAOUI (POL)                | Sotteville-lès-Rouen | 14 Jun 14 |
| 8:39.90           | Gelete BURKA (ETH)           | Doha                   | 13 May 05 | 9:00.79         | Valentina Chepkwemoi MATEIKO (KEN) | Eugene               | 24 Jul 14 |
| 8:40.08           | Gabriela SZABO (ROU)         | Helsinki               | 10 Aug 94 | 9:01.19         | Azusa SUMI (JPN)                   | Shizuoka             | 28 Jun 14 |
| 8:40.28           | Meseret DEFAR (ETH)          | Bruxelles              | 30 Aug 02 | 9:02.17         | Etagegn WOLDU (ETH)                | Sotteville-lès-Rouen | 14 Jun 14 |

## RESULTS



## 5000 Metres Women - Final

| RECORDS              | RESULT     | NAME                   | COUNTRY         | AGE           | VENUE     | DATE                              |           |
|----------------------|------------|------------------------|-----------------|---------------|-----------|-----------------------------------|-----------|
| World Junior Record  | <b>WJR</b> | 14:30.88               | Tirunesh DIBABA | ETH           | 19        | Bergen 11 Jun 2004                |           |
| Championships Record | <b>CR</b>  | 15:08.06               | Genzebe DIBABA  | ETH           | 19        | Moncton 21 Jul 2010               |           |
| World Junior Leading | <b>WJL</b> | 14:52.67               | Alemitu HEROYE  | ETH           | 19        | Roma (Stadio Olimpico) 5 Jun 2014 |           |
| Area Junior Record   | <b>AJR</b> | National Junior Record | <b>NJR</b>      | Personal Best | <b>PB</b> | Season Best                       | <b>SB</b> |

23 July 2014 19:39 START TIME 18° C TEMPERATURE 56% HUMIDITY

| PLACE | BIB  | NAME              | COUNTRY | DATE of BIRTH | ORDER | RESULT              |
|-------|------|-------------------|---------|---------------|-------|---------------------|
| 1     | 571  | Alemitu HEROYE    | ETH     | 09 May 95     | 4     | 15:10.08            |
| 2     | 572  | Alemitu HAWI      | ETH     | 14 Nov 96     | 11    | 15:10.46 <b>PB</b>  |
| 3     | 993  | Agnes Jebet TIROP | KEN     | 23 Oct 95     | 10    | 15:43.12            |
| 4     | 1495 | Stella CHESANG    | UGA     | 01 Dec 96     | 14    | 15:53.85 <b>NJR</b> |
| 5     | 983  | Loice CHEMNUNG    | KEN     | 22 Feb 97     | 6     | 15:55.17            |
| 6     | 953  | Maki IZUMIDA      | JPN     | 22 Jan 96     | 3     | 15:55.26            |
| 7     | 184  | Courtney POWELL   | AUS     | 08 May 95     | 13    | 15:56.00 <b>PB</b>  |
| 8     | 957  | Fuyuka KIMURA     | JPN     | 13 Jan 95     | 5     | 15:59.72            |
| 9     | 347  | Jillian FORSEY    | CAN     | 09 Jun 95     | 8     | 16:02.55 <b>PB</b>  |
| 10    | 994  | Darya MASLOVA     | KGZ     | 06 May 95     | 2     | 16:07.58 <b>NJR</b> |
| 11    | 188  | Kate SPENCER      | AUS     | 23 Jun 95     | 7     | 16:18.18            |
| 12    | 1619 | Maggie SCHMAEDICK | USA     | 13 Feb 96     | 9     | 16:19.01            |
| 13    | 352  | Heather PETRICK   | CAN     | 11 Jul 95     | 1     | 16:26.04            |
| 1400  |      | Sarah LAHTI       | SWE     | 18 Feb 95     | 15    | DNF                 |
| 1488  |      | Emine Hatun TUNA  | TUR     | 07 Dec 95     | 12    | DNF                 |

| INTERMEDIATE TIMES | 1000m | 953 Maki IZUMIDA   | 3:08.13  |
|--------------------|-------|--------------------|----------|
|                    | 2000m | 571 Alemitu HEROYE | 6:18.32  |
|                    | 3000m | 571 Alemitu HEROYE | 9:11.20  |
|                    | 4000m | 572 Alemitu HAWI   | 12:11.73 |

| ALL-TIME TOP LIST |                                   |                |           | SEASON TOP LIST |                         |                         |           |
|-------------------|-----------------------------------|----------------|-----------|-----------------|-------------------------|-------------------------|-----------|
| RESULT            | NAME                              | VENUE          | DATE      | RESULT          | NAME                    | VENUE                   | DATE      |
| 14:30.88          | Tirunesh DIBABA (ETH)             | Bergen         | 11 Jun 04 | 14:52.67        | Alemitu HEROYE (ETH)    | Roma (Stadio Olimpico)  | 5 Jun 14  |
| 14:35.18          | Sentayehu EJIGU (ETH)             | Bergen         | 11 Jun 04 | 15:00.19        | Agnes Jebet TIROP (KEN) | Roma (Stadio Olimpico)  | 5 Jun 14  |
| 14:39.96          | Lili YIN (CHN)                    | Shanghai       | 23 Oct 97 | 15:10.46        | Alemitu HAWI (ETH)      | Eugene                  | 23 Jul 14 |
| 14:43.29          | Emebet ANTENEH (ETH)              | Oslo (Bislett) | 9 Jun 11  | 15:11.42        | Etaqeqn WOLDU (ETH)     | Roma (Stadio Olimpico)  | 5 Jun 14  |
| 14:45.33          | Lixin LAN (CHN)                   | Shanghai       | 21 Oct 97 | 15:32.29        | Kate SPENCER (AUS)      | Sydney (SOPAC)          | 15 Mar 14 |
| 14:45.71          | Liqinq SONG (CHN)                 | Shanghai       | 21 Oct 97 | 15:46.44        | Sakiho TSUTSUI (JPN)    | Nobeoka                 | 10 May 14 |
| 14:45.90          | Bo JIANG (CHN)                    | Nanjing        | 24 Oct 95 | 15:50.26        | Maki IZUMIDA (JPN)      | Yokohama                | 24 May 14 |
| 14:45.98          | Pauline Chemning KORIKWIANG (KEN) | Oslo           | 2 Jun 06  | 15:51.11        | Fuyuka KIMURA (JPN)     | Yokohama                | 24 May 14 |
| 14:46.71          | Sally BARSOSIO (KEN)              | Bruxelles      | 22 Aug 97 | 15:53.0         | Loice CHEMNUNG (KEN)    | Nairobi (Nyayo Stadium) | 25 Jun 14 |
| 14:47.13          | Mercy CHERONO (KEN)               | Shanghai       | 23 May 10 | 15:53.85        | Stella CHESANG (UGA)    | Eugene                  | 23 Jul 14 |

## RESULTS



## 3000 Metres Steeplechase Women - Final

| RECORDS              | RESULT     | NAME                   | COUNTRY                  | AGE           | VENUE     | DATE                               |           |
|----------------------|------------|------------------------|--------------------------|---------------|-----------|------------------------------------|-----------|
| World Junior Record  | <b>WJR</b> | 9:20.37                | Birtukan ADAMU           | ETH           | 19        | Roma (Stadio Olimpico) 26 May 2011 |           |
| Championships Record | <b>CR</b>  | 9:31.35                | Christine Kambua MUYANGA | KEN           | 17        | Bydgoszcz 10 Jul 2008              |           |
| World Junior Leading | <b>WJL</b> | 9:27.90                | Ruth JEBET               | BRN           | 18        | Marrakech 8 Jun 2014               |           |
| Area Junior Record   | <b>AJR</b> | National Junior Record | <b>NJR</b>               | Personal Best | <b>PB</b> | Season Best                        | <b>SB</b> |

26 July 2014 16:53 START TIME 31° C TEMPERATURE 27% HUMIDITY

| PLACE | BIB  | NAME                  | COUNTRY | DATE of BIRTH | ORDER | RESULT            |
|-------|------|-----------------------|---------|---------------|-------|-------------------|
| 1     | 306  | Ruth JEBET            | BRN     | 17 Nov 96     | 10    | 9:36.74           |
| 2     | 984  | Roseflina CHEPNGETICH | KEN     | 17 Jun 97     | 2     | 9:40.28 <b>PB</b> |
| 3     | 986  | Daisy JEPKEMEI        | KEN     | 13 Feb 96     | 9     | 9:47.65 <b>SB</b> |
| 4     | 576  | Buzuayehu MOHAMED     | ETH     | 04 Jan 96     | 13    | 9:48.66           |
| 5     | 566  | Weynshet ANSA         | ETH     | 09 Apr 96     | 1     | 9:59.31           |
| 6     | 1166 | Zulema ARENAS         | PER     | 15 Nov 95     | 4     | 9:59.38           |
| 7     | 1156 | Rosa FLANAGAN         | NZL     | 28 Feb 96     | 11    | 10:04.01          |
| 8     | 307  | Rosemary Mumo KATUA   | BRN     | 10 Aug 96     | 7     | 10:18.01          |
| 9     | 1612 | Elinor PURRIER        | USA     | 20 Feb 95     | 15    | 10:21.59          |
| 10    | 724  | Tina DONDER           | GER     | 15 Aug 96     | 6     | 10:24.04          |
| 11    | 682  | Amy Eloise NEALE      | GBR     | 05 Aug 95     | 5     | 10:25.14          |
| 12    | 590  | Minttu HUKKA          | FIN     | 31 Mar 95     | 14    | 10:29.00          |
| 13    | 186  | Stella RADFORD        | AUS     | 25 Jun 95     | 12    | 10:31.47          |
| 14    | 537  | Paula GIL             | ESP     | 21 Nov 95     | 3     | 10:56.51          |
| 15    | 635  | Emma OUDIOU           | FRA     | 02 Jan 95     | 8     | 11:13.39          |

| INTERMEDIATE TIMES | 1000m | 1166 Zulema ARENAS | 3:12.16 |
|--------------------|-------|--------------------|---------|
|                    | 2000m | 306 Ruth JEBET     | 6:26.18 |

| ALL-TIME TOP LIST |                                 |                        |           | SEASON TOP LIST |                             |                         |           |
|-------------------|---------------------------------|------------------------|-----------|-----------------|-----------------------------|-------------------------|-----------|
| RESULT            | NAME                            | VENUE                  | DATE      | RESULT          | NAME                        | VENUE                   | DATE      |
| 9:20.37           | Birtukan ADAMU (ETH)            | Roma (Stadio Olimpico) | 26 May 11 | 9:27.90         | Ruth JEBET (BRN)            | Marrakech               | 8 Jun 14  |
| 9:22.51           | Almaz AYANA (ETH)               | Bruxelles              | 27 Aug 10 | 9:28.36         | Tiqist GETNET (ETH)         | Glasgow (Hampden Park)  | 12 Jul 14 |
| 9:24.51           | Ruth Bisibori NYANGAU (KEN)     | Daegu                  | 3 Oct 07  | 9:40.26         | Buzuayehu MOHAMED (ETH)     | Ostrava                 | 17 Jun 14 |
| 9:26.25           | Nian LIU (CHN)                  | Wuhan                  | 2 Nov 07  | 9:40.28         | Roseflina CHEPNGETICH (KEN) | Eugene                  | 26 Jul 14 |
| 9:27.90           | Ruth JEBET (KEN)                | Marrakech              | 8 Jun 14  | 9:47.65         | Daisy JEPKEMEI (KEN)        | Eugene                  | 26 Jul 14 |
| 9:29.52           | Korahubsh ITAA (ETH)            | Huelva                 | 10 Jun 09 | 9:53.15         | Kate SPENCER (AUS)          | Sydney (SOPAC)          | 2 Mar 14  |
| 9:30.70           | Melissa ROLLISON (AUS)          | Brisbane               | 4 Sep 01  | 9:54.12         | Zulema ARENAS (PER)         | Eugene                  | 24 Jul 14 |
| 9:31.35           | Christine Kambua MUYANGA (KEN)  | Bydgoszcz              | 10 Jul 08 | 9:56.06         | Weynshet ANSA (ETH)         | Eugene                  | 24 Jul 14 |
| 9:32.74           | Gesa Felicitas KRAUSE (GER)     | Daegu                  | 30 Aug 11 | 9:56.51         | Minttu HUKKA (FIN)          | Jämsä                   | 28 Jun 14 |
| 9:33.19           | Karoline Bjerkeli GRØVDAL (NOR) | Neerpelt               | 2 Jun 07  | 9:56.98         | Rosa FLANAGAN (NZL)         | Melbourne (Albert Park) | 22 Mar 14 |



# RESULT PROGRESSION



## 3000 Metres Steeplechase Women - Final

| RECORDS                         | RESULT NAME                       | COUNTRY                 | AGE                   | VENUE                  | DATE        |
|---------------------------------|-----------------------------------|-------------------------|-----------------------|------------------------|-------------|
| World Junior Record <b>WJR</b>  | 9:20.37 Birtukan ADAMU            | ETH                     | 19                    | Roma (Stadio Olimpico) | 26 May 2011 |
| Championships Record <b>CR</b>  | 9:31.35 Christine Kambua MUYANGA  | KEN                     | 17                    | Bydgoszcz              | 10 Jul 2008 |
| World Junior Leading <b>WJL</b> | 9:27.90 Ruth JEBET                | BRN                     | 18                    | Marrakech              | 8 Jun 2014  |
| Area Junior Record <b>AJR</b>   | National Junior Record <b>NJR</b> | Personal Best <b>PB</b> | Season Best <b>SB</b> |                        |             |

26 July 2014

| RANK | BIB  | NAME                 | COUNTRY | DATE of BIRTH | PHASE   | HEAT | PLACE | RESULT                       |
|------|------|----------------------|---------|---------------|---------|------|-------|------------------------------|
| 1    | 306  | Ruth JEBET           | BRN     | 17 Nov 96     | Final   | 1    | 1     | <b>9:36.74</b>               |
|      |      |                      |         |               | Round 1 | 1    | 6     | <b>9:56.08 Q</b>             |
| 2    | 984  | Roseflin CHEPNGETICH | KEN     | 17 Jun 97     | Final   | 1    | 2     | <b>9:40.28</b> <b>PB</b>     |
|      |      |                      |         |               | Round 1 | 2    | 1     | <b>9:52.63 Q</b>             |
| 3    | 986  | Daisy JEPKEMEI       | KEN     | 13 Feb 96     | Final   | 1    | 3     | <b>9:47.65</b> <b>SB</b>     |
|      |      |                      |         |               | Round 1 | 1    | 5     | <b>9:56.07 Q</b>             |
| 4    | 576  | Buzuayehu MOHAMED    | ETH     | 04 Jan 96     | Final   | 1    | 4     | <b>9:48.66</b>               |
|      |      |                      |         |               | Round 1 | 2    | 2     | <b>9:52.97 Q</b>             |
| 5    | 566  | Weynshet ANSA        | ETH     | 09 Apr 96     | Final   | 1    | 5     | <b>9:59.31</b>               |
|      |      |                      |         |               | Round 1 | 1    | 4     | <b>9:56.06 Q</b> <b>PB</b>   |
| 6    | 1166 | Zulema ARENAS        | PER     | 15 Nov 95     | Final   | 1    | 6     | <b>9:59.38</b>               |
|      |      |                      |         |               | Round 1 | 2    | 3     | <b>9:54.12 Q</b> <b>AJR</b>  |
| 7    | 1156 | Rosa FLANAGAN        | NZL     | 28 Feb 96     | Final   | 1    | 7     | <b>10:04.01</b>              |
|      |      |                      |         |               | Round 1 | 1    | 10    | <b>10:09.43 Q</b>            |
| 8    | 307  | Rosemary Mumo KATUA  | BRN     | 10 Aug 96     | Final   | 1    | 8     | <b>10:18.01</b>              |
|      |      |                      |         |               | Round 1 | 2    | 7     | <b>10:07.18 Q</b> <b>PB</b>  |
| 9    | 1612 | Elinor PURRIER       | USA     | 20 Feb 95     | Final   | 1    | 9     | <b>10:21.59</b>              |
|      |      |                      |         |               | Round 1 | 2    | 9     | <b>10:08.33 q</b> <b>PB</b>  |
| 10   | 724  | Tina DONDER          | GER     | 15 Aug 96     | Final   | 1    | 10    | <b>10:24.04</b>              |
|      |      |                      |         |               | Round 1 | 2    | 12    | <b>10:14.51 q</b> <b>PB</b>  |
| 11   | 682  | Amy Eloise NEALE     | GBR     | 05 Aug 95     | Final   | 1    | 11    | <b>10:25.14</b>              |
|      |      |                      |         |               | Round 1 | 1    | 14    | <b>10:17.88 Q</b>            |
| 12   | 590  | Minttu HUKKA         | FIN     | 31 Mar 95     | Final   | 1    | 12    | <b>10:29.00</b>              |
|      |      |                      |         |               | Round 1 | 2    | 8     | <b>10:08.02 Q</b>            |
| 13   | 186  | Stella RADFORD       | AUS     | 25 Jun 95     | Final   | 1    | 13    | <b>10:31.47</b>              |
|      |      |                      |         |               | Round 1 | 2    | 15    | <b>10:19.29 q</b> <b>PB</b>  |
| 14   | 537  | Paula GIL            | ESP     | 21 Nov 95     | Final   | 1    | 14    | <b>10:56.51</b>              |
|      |      |                      |         |               | Round 1 | 2    | 13    | <b>10:17.17 q</b> <b>PB</b>  |
| 15   | 635  | Emma OUDIYOU         | FRA     | 02 Jan 95     | Final   | 1    | 15    | <b>11:13.39</b>              |
|      |      |                      |         |               | Round 1 | 2    | 11    | <b>10:12.69 q</b> <b>NJR</b> |



**RESULT PROGRESSION**  
**3000 Metres Steeplechase Women - Final**

24 July 2014

| RANK | BIB | NAME | COUNTRY | DATE of BIRTH | PHASE | HEAT | PLACE | RESULT |
|------|-----|------|---------|---------------|-------|------|-------|--------|
|------|-----|------|---------|---------------|-------|------|-------|--------|

| ALL-TIME TOP LIST |                                 |                        |           | SEASON TOP LIST |                            |                         |           |
|-------------------|---------------------------------|------------------------|-----------|-----------------|----------------------------|-------------------------|-----------|
| RESULT            | NAME                            | VENUE                  | DATE      | RESULT          | NAME                       | VENUE                   | DATE      |
| 9:20.37           | Birtukan ADAMU (ETH)            | Roma (Stadio Olimpico) | 26 May 11 | 9:27.90         | Ruth JEBET (BRN)           | Marrakech               | 8 Jun 14  |
| 9:22.51           | Almaz AYANA (ETH)               | Bruxelles              | 27 Aug 10 | 9:28.36         | Tigist GETNET (ETH)        | Glasgow (Hampden Park)  | 12 Jul 14 |
| 9:24.51           | Ruth Bisibori NYANGAU (KEN)     | Daegu                  | 3 Oct 07  | 9:40.26         | Buzuayehu MOHAMED (ETH)    | Ostrava                 | 17 Jun 14 |
| 9:26.25           | Nian LIU (CHN)                  | Wuhan                  | 2 Nov 07  | 9:40.28         | Rosefine CHEPNGETICH (KEN) | Eugene                  | 26 Jul 14 |
| 9:27.90           | Ruth JEBET (KEN)                | Marrakech              | 8 Jun 14  | 9:47.65         | Daisy JEPKEMEI (KEN)       | Eugene                  | 26 Jul 14 |
| 9:29.52           | Korahubsh ITAA (ETH)            | Huelva                 | 10 Jun 09 | 9:53.15         | Kate SPENCER (AUS)         | Sydney (SOPAC)          | 2 Mar 14  |
| 9:30.70           | Melissa ROLLISON (AUS)          | Brisbane               | 4 Sep 01  | 9:54.12         | Zulema ARENAS (PER)        | Eugene                  | 24 Jul 14 |
| 9:31.35           | Christine Kambua MUYANGA (KEN)  | Bydgoszcz              | 10 Jul 08 | 9:56.06         | Weynshet ANSA (ETH)        | Eugene                  | 24 Jul 14 |
| 9:32.74           | Gesa Felicitas KRAUSE (GER)     | Daegu                  | 30 Aug 11 | 9:56.51         | Minttu HUKKA (FIN)         | Jämsä                   | 28 Jun 14 |
| 9:33.19           | Karoline Bjerkele GRØVDAL (NOR) | Neerpelt               | 2 Jun 07  | 9:56.98         | Rosa FLANAGAN (NZL)        | Melbourne (Albert Park) | 22 Mar 14 |



## SUMMARY



## 3000 Metres Steeplechase Women - Round 1

First 5 in each heat (Q) and the next 5 fastest (q) advance to the Final

| RECORDS                         | RESULT                            | NAME                     | COUNTRY               | AGE | VENUE                  | DATE        |
|---------------------------------|-----------------------------------|--------------------------|-----------------------|-----|------------------------|-------------|
| World Junior Record <b>WJR</b>  | 9:20.37                           | Birtukan ADAMU           | ETH                   | 19  | Roma (Stadio Olimpico) | 26 May 2011 |
| Championships Record <b>CR</b>  | 9:31.35                           | Christine Kambua MUYANGA | KEN                   | 17  | Bydgoszcz              | 10 Jul 2008 |
| World Junior Leading <b>WJL</b> | 9:27.90                           | Ruth JEBET               | BRN                   | 18  | Marrakech              | 8 Jun 2014  |
| Area Junior Record <b>AJR</b>   | National Junior Record <b>NJR</b> | Personal Best <b>PB</b>  | Season Best <b>SB</b> |     |                        |             |

24 July 2014

| RANK | PLACE | HEAT | BIB  | NAME                  | COUNTRY | DATE of BIRTH | RESULT                |
|------|-------|------|------|-----------------------|---------|---------------|-----------------------|
| 1    | 1     | 2    | 984  | Roseflina CHEPNGETICH | KEN     | 17 Jun 97     | 9:52.63 Q             |
| 2    | 2     | 2    | 576  | Buzuayehu MOHAMED     | ETH     | 04 Jan 96     | 9:52.97 Q             |
| 3    | 3     | 2    | 1166 | Zulema ARENAS         | PER     | 15 Nov 95     | 9:54.12 Q <b>AJR</b>  |
| 4    | 1     | 1    | 566  | Weynshet ANSA         | ETH     | 09 Apr 96     | 9:56.06 Q <b>PB</b>   |
| 5    | 2     | 1    | 986  | Daisy JEPKEMEI        | KEN     | 13 Feb 96     | 9:56.07 Q             |
| 6    | 3     | 1    | 306  | Ruth JEBET            | BRN     | 17 Nov 96     | 9:56.08 Q             |
| 7    | 4     | 2    | 307  | Rosemary Mumo KATUA   | BRN     | 10 Aug 96     | 10:07.18 Q <b>PB</b>  |
| 8    | 5     | 2    | 590  | Minttu HUKKA          | FIN     | 31 Mar 95     | 10:08.02 Q            |
| 9    | 6     | 2    | 1612 | Elinor PURRIER        | USA     | 20 Feb 95     | 10:08.33 q <b>PB</b>  |
| 10   | 4     | 1    | 1156 | Rosa FLANAGAN         | NZL     | 28 Feb 96     | 10:09.43 Q            |
| 11   | 7     | 2    | 635  | Emma OUDIQU           | FRA     | 02 Jan 95     | 10:12.69 q <b>NJR</b> |
| 12   | 8     | 2    | 724  | Tina DONDER           | GER     | 15 Aug 96     | 10:14.51 q <b>PB</b>  |
| 13   | 9     | 2    | 537  | Paula GIL             | ESP     | 21 Nov 95     | 10:17.17 q <b>PB</b>  |
| 14   | 5     | 1    | 682  | Amy Eloise NEALE      | GBR     | 05 Aug 95     | 10:17.88 Q            |
| 15   | 10    | 2    | 186  | Stella RADFORD        | AUS     | 25 Jun 95     | 10:19.29 q <b>PB</b>  |
| 16   | 11    | 2    | 1256 | Mihaela PETREA        | ROU     | 02 Jul 95     | 10:19.79 <b>PB</b>    |
| 17   | 6     | 1    | 721  | Ronja BÖHRER          | GER     | 05 Mar 95     | 10:25.43              |
| 18   | 12    | 2    | 1513 | Yevheniia PROKOFIEVA  | UKR     | 05 Jun 95     | 10:25.60 <b>PB</b>    |
| 19   | 7     | 1    | 1484 | Ekin Esra KALIR       | TUR     | 12 Aug 96     | 10:29.37 <b>PB</b>    |
| 20   | 8     | 1    | 112  | Hadjer SOUKHAL        | ALG     | 24 Jan 95     | 10:30.91 <b>NJR</b>   |
| 21   | 9     | 1    | 358  | Regan YEE             | CAN     | 04 Jul 95     | 10:32.04 <b>PB</b>    |
| 22   | 10    | 1    | 250  | Charlotte SIJMENS     | BEL     | 10 Oct 95     | 10:32.91              |
| 23   | 11    | 1    | 1247 | Elena CRACIUN         | ROU     | 14 Apr 95     | 10:33.02 <b>PB</b>    |
| 24   | 13    | 2    | 1482 | Sümeyye EROL          | TUR     | 15 Jun 97     | 10:33.37              |
| 25   | 14    | 2    | 350  | Jessy LACOURSE        | CAN     | 05 Feb 97     | 10:37.13 <b>PB</b>    |
| 26   | 12    | 1    | 1167 | Lucy BASILIO          | PER     | 20 Oct 95     | 10:39.76              |
| 27   | 13    | 1    | 601  | Alisa VAINIO          | FIN     | 16 Nov 97     | 10:40.08              |
| 28   | 15    | 2    | 1398 | Carolina JOHNSON      | SWE     | 15 Apr 96     | 10:40.68              |
| 29   | 14    | 1    | 1620 | Hope SCHMELZLE        | USA     | 18 Feb 95     | 10:41.38              |
| 30   | 16    | 2    | 1154 | Anne Serine RØSSLAND  | NOR     | 09 Feb 97     | 10:42.56 <b>PB</b>    |
| 31   | 17    | 2    | 195  | Julia MILLONIG        | AUT     | 24 Nov 95     | 10:42.95              |
| 32   | 18    | 2    | 679  | Katie INGLE           | GBR     | 04 Mar 95     | 10:43.03              |
| 33   | 15    | 1    | 123  | Carolina LOZANO       | ARG     | 27 Feb 96     | 10:49.41              |
| 34   | 16    | 1    | 1368 | Barblin REMUND        | SUI     | 02 Nov 96     | 10:54.47              |
| 35   | 17    | 1    | 534  | Marta BOTE            | ESP     | 01 Jul 96     | 10:58.33              |
| 36   | 19    | 2    | 415  | Kristina BOŽIC        | CRO     | 13 May 96     | 11:03.73              |
| 37   | 20    | 2    | 1369 | Chiara SCHERRER       | SUI     | 24 Jan 96     | 11:05.00              |
|      |       | 1    | 466  | Anežka DRAHOTOVÁ      | CZE     | 22 Jul 95     | DNS                   |



**SUMMARY**  
**3000 Metres Steeplechase Women - Round 1**

24 July 2014

| RANK | PLACE | HEAT | BIB | NAME         | COUNTRY | DATE of BIRTH | RESULT     |
|------|-------|------|-----|--------------|---------|---------------|------------|
|      | 1     |      | 188 | Kate SPENCER | AUS     | 23 Jun 95     | <b>DNS</b> |

| ALL-TIME TOP LIST |                                 |                        |           | SEASON TOP LIST |                            |                         |           |
|-------------------|---------------------------------|------------------------|-----------|-----------------|----------------------------|-------------------------|-----------|
| RESULT            | NAME                            | VENUE                  | DATE      | RESULT          | NAME                       | VENUE                   | DATE      |
| 9:20.37           | Birtukan ADAMU (ETH)            | Roma (Stadio Olimpico) | 26 May 11 | 9:27.90         | Ruth JEBET (BRN)           | Marrakech               | 8 Jun 14  |
| 9:22.51           | Almaz AYANA (ETH)               | Bruxelles              | 27 Aug 10 | 9:28.36         | Tigist GETNET (ETH)        | Glasgow (Hampden Park)  | 12 Jul 14 |
| 9:24.51           | Ruth Bisibori NYANGAU (KEN)     | Daegu                  | 3 Oct 07  | 9:40.26         | Buzuayehu MOHAMED (ETH)    | Ostrava                 | 17 Jun 14 |
| 9:26.25           | Nian LIU (CHN)                  | Wuhan                  | 2 Nov 07  | 9:43.25         | Roseflne CHEPNGETICH (KEN) | Nairobi (Nyayo Stadium) | 25 Jun 14 |
| 9:27.90           | Ruth JEBET (KEN)                | Marrakech              | 8 Jun 14  | 9:53.02         | Daisy JEPKEMEI (KEN)       | Nairobi (Nyayo Stadium) | 25 Jun 14 |
| 9:29.52           | Korahubsh ITAA (ETH)            | Huelva                 | 10 Jun 09 | 9:53.15         | Kate SPENCER (AUS)         | Sydney (SOPAC)          | 2 Mar 14  |
| 9:30.70           | Melissa ROLLISON (AUS)          | Brisbane               | 4 Sep 01  | 9:54.12         | Zulema ARENAS (PER)        | Eugene                  | 24 Jul 14 |
| 9:31.35           | Christine Kambua MUYANGA (KEN)  | Bydgoszcz              | 10 Jul 08 | 9:56.06         | Weynshet ANSA (ETH)        | Eugene                  | 24 Jul 14 |
| 9:32.74           | Gesa Felicitas KRAUSE (GER)     | Daegu                  | 30 Aug 11 | 9:56.51         | Minttu HUKKA (FIN)         | Jämsä                   | 28 Jun 14 |
| 9:33.19           | Karoline Bjerkeli GRØVDAL (NOR) | Neerpelt               | 2 Jun 07  | 9:56.98         | Rosa FLANAGAN (NZL)        | Melbourne (Albert Park) | 22 Mar 14 |



## RESULTS



## 3000 Metres Steeplechase Women - Round 1

First 5 in each heat (Q) and the next 5 fastest (q) advance to the Final

| RECORDS                         | RESULT NAME                             | COUNTRY                 | AGE                   | VENUE                  | DATE        |
|---------------------------------|---|-------------------------|-----------------------|------------------------|-------------|
| World Junior Record <b>WJR</b>  | <b>9:20.37</b> Birtukan ADAMU           | ETH                     | 19                    | Roma (Stadio Olimpico) | 26 May 2011 |
| Championships Record <b>CR</b>  | <b>9:31.35</b> Christine Kambua MUYANGA | KEN                     | 17                    | Bydgoszcz              | 10 Jul 2008 |
| World Junior Leading <b>WJL</b> | <b>9:27.90</b> Ruth JEBET               | BRN                     | 18                    | Marrakech              | 8 Jun 2014  |
| Area Junior Record <b>AJR</b>   | National Junior Record <b>NJR</b>       | Personal Best <b>PB</b> | Season Best <b>SB</b> |                        |             |

Heat 1

2

24 July 2014 10:03 START TIME

14°C TEMPERATURE 77% HUMIDITY

| PLACE | BIB  | NAME              | COUNTRY | DATE of BIRTH | ORDER | RESULT                     |
|-------|------|-------------------|---------|---------------|-------|----------------------------|
| 1     | 566  | Weynshet ANSA     | ETH     | 09 Apr 96     | 11    | <b>9:56.06 Q</b> <b>PB</b> |
| 2     | 986  | Daisy JEPKEMEI    | KEN     | 13 Feb 96     | 3     | <b>9:56.07 Q</b>           |
| 3     | 306  | Ruth JEBET        | BRN     | 17 Nov 96     | 9     | <b>9:56.08 Q</b>           |
| 4     | 1156 | Rosa FLANAGAN     | NZL     | 28 Feb 96     | 18    | <b>10:09.43 Q</b>          |
| 5     | 682  | Amy Eloise NEALE  | GBR     | 05 Aug 95     | 8     | <b>10:17.88 Q</b>          |
| 6     | 721  | Ronja BÖHRER      | GER     | 05 Mar 95     | 16    | <b>10:25.43</b>            |
| 7     | 1484 | Ekin Esra KALIR   | TUR     | 12 Aug 96     | 4     | <b>10:29.37</b> <b>PB</b>  |
| 8     | 112  | Hadjer SOUKHAL    | ALG     | 24 Jan 95     | 6     | <b>10:30.91</b> <b>NJR</b> |
| 9     | 358  | Regan YEE         | CAN     | 04 Jul 95     | 1     | <b>10:32.04</b> <b>PB</b>  |
| 10    | 250  | Charlotte SIJMENS | BEL     | 10 Oct 95     | 14    | <b>10:32.91</b>            |
| 11    | 1247 | Elena CRACIUN     | ROU     | 14 Apr 95     | 5     | <b>10:33.02</b> <b>PB</b>  |
| 12    | 1167 | Lucy BASILIO      | PER     | 20 Oct 95     | 7     | <b>10:39.76</b>            |
| 13    | 601  | Alisa VAINIO      | FIN     | 16 Nov 97     | 13    | <b>10:40.08</b>            |
| 14    | 1620 | Hope SCHMELZLE    | USA     | 18 Feb 95     | 15    | <b>10:41.38</b>            |
| 15    | 123  | Carolina LOZANO   | ARG     | 27 Feb 96     | 12    | <b>10:49.41</b>            |
| 16    | 1368 | Barblin REMUND    | SUI     | 02 Nov 96     | 17    | <b>10:54.47</b>            |
| 17    | 534  | Marta BOTE        | ESP     | 01 Jul 96     | 2     | <b>10:58.33</b>            |
|       | 466  | Anežka DRAHOTOVÁ  | CZE     | 22 Jul 95     | 19    | <b>DNS</b>                 |
|       | 188  | Kate SPENCER      | AUS     | 23 Jun 95     | 10    | <b>DNS</b>                 |

| INTERMEDIATE TIMES | 1000m | 3000m          | 306 Ruth JEBET | 3:22.45 |
|--------------------|-------|----------------|----------------|---------|
|                    | 2000m | 306 Ruth JEBET | 6:41.80        |         |



**RESULTS**  
**3000 Metres Steeplechase Women - Round 1**

**Heat 2**

**2**

24 July 2014 10:21 START TIME

16° C TEMPERATURE 68 % HUMIDITY

| PLACE | BIB  | NAME                 | COUNTRY | DATE of BIRTH | ORDER | RESULT                |
|-------|------|----------------------|---------|---------------|-------|-----------------------|
| 1     | 984  | Roseflne CHEPNGETICH | KEN     | 17 Jun 97     | 19    | 9:52.63 Q             |
| 2     | 576  | Buzuayehu MOHAMED    | ETH     | 04 Jan 96     | 2     | 9:52.97 Q             |
| 3     | 1166 | Zulema ARENAS        | PER     | 15 Nov 95     | 12    | 9:54.12 Q <b>AJR</b>  |
| 4     | 307  | Rosemary Mumo KATUA  | BRN     | 10 Aug 96     | 8     | 10:07.18 Q <b>PB</b>  |
| 5     | 590  | Minttu HUKKA         | FIN     | 31 Mar 95     | 13    | 10:08.02 Q            |
| 6     | 1612 | Elinor PURRIER       | USA     | 20 Feb 95     | 5     | 10:08.33 q <b>PB</b>  |
| 7     | 635  | Emma OUDIOU          | FRA     | 02 Jan 95     | 17    | 10:12.69 q <b>NJR</b> |
| 8     | 724  | Tina DONDER          | GER     | 15 Aug 96     | 16    | 10:14.51 q <b>PB</b>  |
| 9     | 537  | Paula GIL            | ESP     | 21 Nov 95     | 9     | 10:17.17 q <b>PB</b>  |
| 10    | 186  | Stella RADFORD       | AUS     | 25 Jun 95     | 6     | 10:19.29 q <b>PB</b>  |
| 11    | 1256 | Mihaela PETREA       | ROU     | 02 Jul 95     | 14    | 10:19.79 <b>PB</b>    |
| 12    | 1513 | Yevheniia PROKOFIEVA | UKR     | 05 Jun 95     | 4     | 10:25.60 <b>PB</b>    |
| 13    | 1482 | Sümeyye EROL         | TUR     | 15 Jun 97     | 18    | 10:33.37              |
| 14    | 350  | Jessy LACOURSE       | CAN     | 05 Feb 97     | 3     | 10:37.13 <b>PB</b>    |
| 15    | 1398 | Carolina JOHNSON     | SWE     | 15 Apr 96     | 1     | 10:40.68              |
| 16    | 1154 | Anne Serine RØSSLAND | NOR     | 09 Feb 97     | 20    | 10:42.56 <b>PB</b>    |
| 17    | 195  | Julia MILLONIG       | AUT     | 24 Nov 95     | 11    | 10:42.95              |
| 18    | 679  | Katie INGLE          | GBR     | 04 Mar 95     | 7     | 10:43.03              |
| 19    | 415  | Kristina BOŽIC       | CRO     | 13 May 96     | 15    | 11:03.73              |
| 20    | 1369 | Chiara SCHERRER      | SUI     | 24 Jan 96     | 10    | 11:05.00              |

| INTERMEDIATE TIMES | 1000m | 576 Buzuayehu MOHAMED    | 3:18.28 |
|--------------------|-------|--------------------------|---------|
|                    | 2000m | 984 Roseflne CHEPNGETICH | 6:37.42 |

| ALL-TIME TOP LIST |                                 |                        |           | SEASON TOP LIST |                            |                         |           |
|-------------------|---------------------------------|------------------------|-----------|-----------------|----------------------------|-------------------------|-----------|
| RESULT            | NAME                            | VENUE                  | DATE      | RESULT          | NAME                       | VENUE                   | DATE      |
| 9:20.37           | Birtukan ADAMU (ETH)            | Roma (Stadio Olimpico) | 26 May 11 | 9:27.90         | Ruth JEBET (BRN)           | Marrakech               | 8 Jun 14  |
| 9:22.51           | Almaz AYANA (ETH)               | Bruxelles              | 27 Aug 10 | 9:28.36         | Tiqist GETNET (ETH)        | Glasgow (Hampden Park)  | 12 Jul 14 |
| 9:24.51           | Ruth Bisibori NYANGAU (KEN)     | Daegu                  | 3 Oct 07  | 9:40.26         | Buzuayehu MOHAMED (ETH)    | Ostrava                 | 17 Jun 14 |
| 9:26.25           | Nian LIU (CHN)                  | Wuhan                  | 2 Nov 07  | 9:43.25         | Roseflne CHEPNGETICH (KEN) | Nairobi (Nyayo Stadium) | 25 Jun 14 |
| 9:27.90           | Ruth JEBET (KEN)                | Marrakech              | 8 Jun 14  | 9:53.02         | Daisy JEPKEMEI (KEN)       | Nairobi (Nyayo Stadium) | 25 Jun 14 |
| 9:29.52           | Korahubsh ITAA (ETH)            | Huelva                 | 10 Jun 09 | 9:53.15         | Kate SPENCER (AUS)         | Sydney (SOPAC)          | 2 Mar 14  |
| 9:30.70           | Melissa ROLLISON (AUS)          | Brisbane               | 4 Sep 01  | 9:54.12         | Zulema ARENAS (PER)        | Eugene                  | 24 Jul 14 |
| 9:31.35           | Christine Kambua MUYANGA (KEN)  | Bydgoszcz              | 10 Jul 08 | 9:56.06         | Weynshet ANSA (ETH)        | Eugene                  | 24 Jul 14 |
| 9:32.74           | Gesa Felicitas KRAUSE (GER)     | Daegu                  | 30 Aug 11 | 9:56.51         | Minttu HUKKA (FIN)         | Jämsä                   | 28 Jun 14 |
| 9:33.19           | Karoline Bjerkeli GRØVDAL (NOR) | Neerpelt               | 2 Jun 07  | 9:56.98         | Rosa FLANAGAN (NZL)        | Melbourne (Albert Park) | 22 Mar 14 |



# RESULTS



## 100 Metres Hurdles Women - Final

| RECORDS                         | RESULT       | NAME                              | COUNTRY | AGE                     | VENUE           | DATE                  |
|---------------------------------|--------------|-----------------------------------|---------|-------------------------|-----------------|-----------------------|
| World Junior Record <b>WJR</b>  | <b>12.84</b> | Aliuska LÓPEZ                     | CUB     | 18                      | Zagreb          | 16 Jul 1987           |
| Championships Record <b>CR</b>  | <b>12.89</b> | Kendell WILLIAMS                  | USA     | 19                      | Eugene          | 27 Jul 2014           |
| World Junior Leading <b>WJL</b> | <b>12.87</b> | Kendell WILLIAMS                  | USA     | 19                      | Eugene (HF), OR | 6 Jul 2014            |
| Area Junior Record <b>AJR</b>   |              | National Junior Record <b>NJR</b> |         | Personal Best <b>PB</b> |                 | Season Best <b>SB</b> |

27 July 2014 15:09 START TIME

26° C TEMPERATURE 42 % HUMIDITY

+1.9 m/s WIND

| PLACE | BIB  | NAME                          | COUNTRY | DATE of BIRTH | LANE | RESULT       | REACTION   | Fn    |
|-------|------|-------------------------------|---------|---------------|------|--------------|------------|-------|
| 1     | 1633 | <b>Kendell WILLIAMS</b>       | USA     | 14 Jun 95     | 3    | <b>12.89</b> | <b>CR</b>  | 0.184 |
| 2     | 1599 | <b>Dior HALL</b>              | USA     | 02 Jan 96     | 5    | <b>12.92</b> | <b>PB</b>  | 0.148 |
| 3     | 1107 | <b>Nadine VISSER</b>          | NED     | 09 Feb 95     | 4    | <b>12.99</b> | <b>NJR</b> | 0.167 |
| 4     | 681  | <b>Yasmin MILLER</b>          | GBR     | 24 May 95     | 1    | <b>13.13</b> | <b>NJR</b> | 0.154 |
| 5     | 1645 | <b>Génesis ROMERO</b>         | VEN     | 06 Nov 95     | 7    | <b>13.26</b> | <b>NJR</b> | 0.205 |
| 6     | 248  | <b>Sarah MISSINNE</b>         | BEL     | 16 May 95     | 6    | <b>13.29</b> | <b>PB</b>  | 0.147 |
| 7     | 591  | <b>Reetta HURSKE</b>          | FIN     | 15 May 95     | 8    | <b>13.69</b> |            | 0.144 |
|       | 631  | <b>Elisa GIRARD-MONDOLONI</b> | FRA     | 13 Jun 95     | 2    | <b>DNF</b>   |            | 0.161 |

### ALL-TIME TOP LIST

| RESULT | NAME                     | VENUE             | DATE      |
|--------|--------------------------|-------------------|-----------|
| 12.84  | Aliuska LÓPEZ (CUB)      | Zagreb            | 16 Jul 87 |
| 12.88  | Olena KRASOVSKA (UKR)    | Villeneuve-d'Ascq | 25 Jun 95 |
| 12.89  | Anay TEJEDA (CUB)        | Padova            | 1 Sep 02  |
| 12.89  | Kendell WILLIAMS (USA)   | Eugene            | 27 Jul 14 |
| 12.91  | Kristi CASTLIN (USA)     | Gainesville, FL   | 26 May 07 |
| 12.92  | Hongwei SUN (CHN)        | Shanghai          | 18 Oct 97 |
| 12.92  | Dior HALL (USA)          | Eugene            | 27 Jul 14 |
| 12.95  | Candy YOUNG (USA)        | Walnut, CA        | 16 Jun 79 |
| 12.95  | Cinnamon SHEFFIELD (USA) | Provo, UT         | 3 Jun 89  |
| 12.98  | Queen HARRISON (USA)     | Sacramento, CA    | 8 Jun 07  |

### SEASON TOP LIST

| RESULT | NAME                    | VENUE            | DATE      |
|--------|-------------------------|------------------|-----------|
| 12.87  | Kendell WILLIAMS (USA)  | Eugene (HF), OR  | 6 Jul 14  |
| 12.92  | Dior HALL (USA)         | Eugene           | 27 Jul 14 |
| 12.99  | Nadine VISSER (NED)     | Eugene           | 27 Jul 14 |
| 13.13  | Yasmin MILLER (GBR)     | Eugene           | 27 Jul 14 |
| 13.23  | Sasha WALLACE (USA)     | Fayetteville, AR | 31 May 14 |
| 13.26  | Génesis ROMERO (VEN)    | Eugene           | 27 Jul 14 |
| 13.29  | Sarah MISSINNE (BEL)    | Eugene           | 27 Jul 14 |
| 13.33  | Alexis DUNCAN (USA)     | Greensboro, NC   | 14 Jun 14 |
| 13.34  | Sydney MCLAUGHLIN (USA) | Greensboro, NC   | 14 Jun 14 |
| 13.35  | Akela JONES (BAR)       | Gulf Shores, AL  | 24 May 14 |

# RESULT PROGRESSION



## 100 Metres Hurdles Women - Final

| RECORDS              | RESULT     | NAME                   | COUNTRY          | AGE           | VENUE     | DATE                       |           |
|----------------------|------------|------------------------|------------------|---------------|-----------|----------------------------|-----------|
| World Junior Record  | <b>WJR</b> | <b>12.84</b>           | Aliuska LÓPEZ    | CUB           | 18        | Zagreb 16 Jul 1987         |           |
| Championships Record | <b>CR</b>  | <b>12.89</b>           | Kendell WILLIAMS | USA           | 19        | Eugene 27 Jul 2014         |           |
| World Junior Leading | <b>WJL</b> | <b>12.87</b>           | Kendell WILLIAMS | USA           | 19        | Eugene (HF), OR 6 Jul 2014 |           |
| Area Junior Record   | <b>AJR</b> | National Junior Record | <b>NJR</b>       | Personal Best | <b>PB</b> | Season Best                | <b>SB</b> |

27 July 2014

| RANK | BIB                    | NAME             | COUNTRY   | DATE of BIRTH | PHASE      | HEAT | LANE | PLACE          | RESULT         | WIND            |
|------|------------------------|------------------|-----------|---------------|------------|------|------|----------------|----------------|-----------------|
| 1    | 1633                   | Kendell WILLIAMS | USA       | 14 Jun 95     | Final      | 1    | 3    | 1              | <b>12.89</b>   | <b>CR</b> +1.9  |
|      |                        |                  |           |               | Semi-Final | 2    | 4    | 1              | <b>12.98 Q</b> | w +3.3          |
|      |                        |                  |           |               | Round 1    | 1    | 2    | 1              | <b>13.00 Q</b> | +1.6            |
| 2    | 1599                   | Dior HALL        | USA       | 02 Jan 96     | Final      | 1    | 5    | 2              | <b>12.92</b>   | <b>PB</b> +1.9  |
|      |                        |                  |           |               | Semi-Final | 1    | 6    | 3              | <b>13.09 Q</b> | w +2.2          |
|      |                        |                  |           |               | Round 1    | 5    | 6    | 3              | <b>13.29 Q</b> | +1.7            |
| 3    | 1107                   | Nadine VISSER    | NED       | 09 Feb 95     | Final      | 1    | 4    | 3              | <b>12.99</b>   | <b>NJR</b> +1.9 |
|      |                        |                  |           |               | Semi-Final | 3    | 5    | 2              | <b>13.01 Q</b> | w +3.1          |
|      |                        |                  |           |               | Round 1    | 2    | 1    | 2              | <b>13.27 Q</b> | w +2.7          |
| 4    | 681                    | Yasmin MILLER    | GBR       | 24 May 95     | Final      | 1    | 1    | 4              | <b>13.13</b>   | <b>NJR</b> +1.9 |
|      |                        |                  |           |               | Semi-Final | 1    | 5    | 6              | <b>13.30 Q</b> | w +2.2          |
|      |                        |                  |           |               | Round 1    | 3    | 4    | 4              | <b>13.37 Q</b> | +1.7            |
| 5    | 1645                   | Génesis ROMERO   | VEN       | 06 Nov 95     | Final      | 1    | 7    | 5              | <b>13.26</b>   | <b>NJR</b> +1.9 |
|      |                        |                  |           |               | Semi-Final | 2    | 3    | 5              | <b>13.26 Q</b> | w +3.3          |
|      |                        |                  |           |               | Round 1    | 2    | 2    | 8              | <b>13.56 Q</b> | w +2.7          |
| 6    | 248                    | Sarah MISSINNE   | BEL       | 16 May 95     | Final      | 1    | 6    | 6              | <b>13.29</b>   | <b>PB</b> +1.9  |
|      |                        |                  |           |               | Semi-Final | 3    | 4    | 4              | <b>13.17 Q</b> | w +3.1          |
|      |                        |                  |           |               | Round 1    | 4    | 5    | 5              | <b>13.38 Q</b> | <b>PB</b> +1.5  |
| 7    | 591                    | Reetta HURSKA    | FIN       | 15 May 95     | Final      | 1    | 8    | 7              | <b>13.69</b>   | +1.9            |
|      |                        |                  |           |               | Semi-Final | 3    | 3    | 6              | <b>13.30 q</b> | w +3.1          |
|      |                        |                  |           |               | Round 1    | 3    | 7    | 7              | <b>13.43 Q</b> | <b>PB</b> +1.7  |
| 631  | Elisa GIRARD-MONDOLONI | FRA              | 13 Jun 95 | Final         | 1          | 2    |      | <b>DNF</b>     | +1.9           |                 |
|      |                        |                  |           | Semi-Final    | 2          | 6    | 8    | <b>13.35 q</b> | w +3.3         |                 |
|      |                        |                  |           | Round 1       | 3          | 1    | 6    | <b>13.42 Q</b> | <b>PB</b> +1.7 |                 |

**NOTE** BIB 1314 - Yellow Card - 162.5(b) Delaying the start

| ALL-TIME TOP LIST |                          |                   |           | SEASON TOP LIST |                         |                  |           |
|-------------------|--------------------------|-------------------|-----------|-----------------|-------------------------|------------------|-----------|
| RESULT            | NAME                     | VENUE             | DATE      | RESULT          | NAME                    | VENUE            | DATE      |
| 12.84             | Aliuska LÓPEZ (CUB)      | Zagreb            | 16 Jul 87 | 12.87           | Kendell WILLIAMS (USA)  | Eugene (HF), OR  | 6 Jul 14  |
| 12.88             | Olena KRASOVSKA (UKR)    | Villeneuve-d'Ascq | 25 Jun 95 | 12.92           | Dior HALL (USA)         | Eugene           | 27 Jul 14 |
| 12.89             | Anay TEJEDA (CUB)        | Padova            | 1 Sep 02  | 12.99           | Nadine VISSER (NED)     | Eugene           | 27 Jul 14 |
| 12.89             | Kendell WILLIAMS (USA)   | Eugene            | 27 Jul 14 | 13.13           | Yasmin MILLER (GBR)     | Eugene           | 27 Jul 14 |
| 12.91             | Kristi CASTLIN (USA)     | Gainesville, FL   | 26 May 07 | 13.23           | Sasha WALLACE (USA)     | Fayetteville, AR | 31 May 14 |
| 12.92             | Honqwei SUN (CHN)        | Shanghai          | 18 Oct 97 | 13.26           | Génesis ROMERO (VEN)    | Eugene           | 27 Jul 14 |
| 12.92             | Dior HALL (USA)          | Eugene            | 27 Jul 14 | 13.29           | Sarah MISSINNE (BEL)    | Eugene           | 27 Jul 14 |
| 12.95             | Candy YOUNG (USA)        | Walnut, CA        | 16 Jun 79 | 13.33           | Alexis DUNCAN (USA)     | Greensboro, NC   | 14 Jun 14 |
| 12.95             | Cinnamon SHEFFIELD (USA) | Provo, UT         | 3 Jun 89  | 13.34           | Sydney MCLAUGHLIN (USA) | Greensboro, NC   | 14 Jun 14 |
| 12.98             | Queen HARRISON (USA)     | Sacramento, CA    | 8 Jun 07  | 13.35           | Akela JONES (BAR)       | Gulf Shores, AL  | 24 May 14 |



# SUMMARY



## 100 Metres Hurdles Women - Semi-Final

First 2 in each heat (Q) and the next 2 fastest (q) advance to the Final

| RECORDS              | RESULT     | NAME  | COUNTRY                | AGE        | VENUE     | DATE                       |
|----------------------|------------|-------|------------------------|------------|-----------|----------------------------|
| World Junior Record  | <b>WJR</b> | 12.84 | Aliuska LÓPEZ          | CUB        | 18        | Zagreb 16 Jul 1987         |
| Championships Record | <b>CR</b>  | 12.96 | Aliuska LÓPEZ          | CUB        | 19        | Sudbury 29 Jul 1988        |
| World Junior Leading | <b>WJL</b> | 12.87 | Kendell WILLIAMS       | USA        | 19        | Eugene (HF), OR 6 Jul 2014 |
| Area Junior Record   | <b>AJR</b> |       | National Junior Record | <b>NJR</b> |           | Personal Best              |
|                      |            |       |                        |            | <b>PB</b> | Season Best                |
|                      |            |       |                        |            |           | <b>SB</b>                  |

26 July 2014

| RANK | PLACE | HEAT | LANE | BIB  | NAME                   | COUNTRY | DATE of BIRTH | RESULT         | WIND   |
|------|-------|------|------|------|------------------------|---------|---------------|----------------|--------|
| 1    | 1     | 2    | 4    | 1633 | Kendell WILLIAMS       | USA     | 14 Jun 95     | <b>12.98 Q</b> | w +3.3 |
| 2    | 1     | 3    | 5    | 1107 | Nadine VISSER          | NED     | 09 Feb 95     | <b>13.01 Q</b> | w +3.1 |
| 3    | 1     | 1    | 6    | 1599 | Dior HALL              | USA     | 02 Jan 96     | <b>13.09 Q</b> | w +2.2 |
| 4    | 2     | 3    | 4    | 248  | Sarah MISSINNE         | BEL     | 16 May 95     | <b>13.17 Q</b> | w +3.1 |
| 5    | 2     | 2    | 3    | 1645 | Génesis ROMERO         | VEN     | 06 Nov 95     | <b>13.26 Q</b> | w +3.3 |
| 6    | 2     | 1    | 5    | 681  | Yasmin MILLER          | GBR     | 24 May 95     | <b>13.30 Q</b> | w +2.2 |
| 6    | 3     | 3    | 3    | 591  | Reetta HURSKE          | FIN     | 15 May 95     | <b>13.30 q</b> | w +3.1 |
| 8    | 3     | 2    | 6    | 631  | Elisa GIRARD-MONDOLONI | FRA     | 13 Jun 95     | <b>13.35 q</b> | w +3.3 |
| 9    | 4     | 3    | 6    | 221  | Devynne CHARLTON       | BAH     | 26 Nov 95     | <b>13.36</b>   | w +3.1 |
| 10   | 3     | 1    | 8    | 918  | Yanique THOMPSON       | JAM     | 12 Mar 96     | <b>13.42</b>   | w +2.2 |
| 11   | 4     | 1    | 4    | 1335 | Manca ŠEPETAVC         | SLO     | 09 Sep 95     | <b>13.48</b>   | w +2.2 |
| 12   | 5     | 3    | 7    | 1308 | Anastasia NIKOLAEVA    | RUS     | 24 Sep 95     | <b>13.51</b>   | w +3.1 |
| 13   | 6     | 3    | 8    | 353  | Nicole SETTERINGTON    | CAN     | 18 Apr 95     | <b>13.55</b>   | w +3.1 |
| 14   | 4     | 2    | 1    | 902  | Daeshon GORDON         | JAM     | 20 Aug 96     | <b>13.56</b>   | w +3.3 |
| 15   | 5     | 2    | 7    | 790  | Luca KOZÁK             | HUN     | 01 Jun 96     | <b>13.58</b>   | w +3.3 |
| 16   | 5     | 1    | 3    | 168  | Katrina HUNT           | AUS     | 22 Dec 96     | <b>13.63</b>   | w +2.2 |
| 16   | 6     | 2    | 8    | 1504 | Yuliia BASHMANOVA      | UKR     | 04 Mar 95     | <b>13.63</b>   | w +3.3 |
| 16   | 7     | 3    | 1    | 1168 | Diana BAZALAR          | PER     | 13 Mar 95     | <b>13.63</b>   | w +3.1 |
| 19   | 7     | 2    | 5    | 357  | Tia THEVENIN           | CAN     | 07 Sep 96     | <b>13.68</b>   | w +3.3 |
| 20   | 6     | 1    | 7    | 1314 | Iuliia SOKOLOVA        | RUS     | 20 Apr 96     | <b>13.71</b>   | w +2.2 |
| 20   | 7     | 1    | 1    | 627  | Héloïse KANE           | FRA     | 25 Dec 95     | <b>13.71</b>   | w +2.2 |
| 22   | 8     | 2    | 2    | 594  | Emma KOISTINEN         | FIN     | 06 Aug 96     | <b>13.73</b>   | w +3.3 |
| 23   | 8     | 1    | 2    | 1102 | Anne Sjoukje RUNIA     | NED     | 19 Feb 95     | <b>13.78</b>   | w +2.2 |
| 24   | 8     | 3    | 2    | 406  | Andrea VARGAS          | CRC     | 28 May 96     | <b>14.11</b>   | w +3.1 |

| ALL-TIME TOP LIST |                             |                   |           | SEASON TOP LIST |                         |                  |           |
|-------------------|-----------------------------|-------------------|-----------|-----------------|-------------------------|------------------|-----------|
| RESULT            | NAME                        | VENUE             | DATE      | RESULT          | NAME                    | VENUE            | DATE      |
| 12.84             | Aliuska LÓPEZ (CUB)         | Zagreb            | 16 Jul 87 | 12.87           | Kendell WILLIAMS (USA)  | Eugene (HF), OR  | 6 Jul 14  |
| 12.88             | Olena KRASOVSKA (UKR)       | Villeneuve-d'Ascq | 25 Jun 95 | 13.00           | Dior HALL (USA)         | Eugene (HF), OR  | 6 Jul 14  |
| 12.89             | Anay TEJEDA (CUB)           | Padova            | 1 Sep 02  | 13.23           | Sasha WALLACE (USA)     | Fayetteville, AR | 31 May 14 |
| 12.91             | Kristi CASTLIN (USA)        | Gainesville, FL   | 26 May 07 | 13.24           | Nadine VISSER (NED)     | Eugene           | 22 Jul 14 |
| 12.92             | Honqwei SUN (CHN)           | Shanghai          | 18 Oct 97 | 13.33           | Alexis DUNCAN (USA)     | Greensboro, NC   | 14 Jun 14 |
| 12.95             | Candy YOUNG (USA)           | Walnut, CA        | 16 Jun 79 | 13.34           | Sydney MCLAUGHLIN (USA) | Greensboro, NC   | 14 Jun 14 |
| 12.95             | Cinnamon SHEFFIELD (USA)    | Provo, UT         | 3 Jun 89  | 13.34           | Yasmin MILLER (GBR)     | Birmingham, GBR  | 28 Jun 14 |
| 12.98             | Queen HARRISON (USA)        | Sacramento, CA    | 8 Jun 07  | 13.35           | Akela JONES (BAR)       | Gulf Shores, AL  | 24 May 14 |
| 12.99             | Kendell WILLIAMS (USA)      | Eugene (HF), OR   | 12 Jun 14 | 13.37           | Jasmine QUINN (USA)     | Renton, WA       | 21 Jun 14 |
| 13.00             | Gloria SIEBERT (GER)        | Karl-Marx-Stadt   | 16 Jun 83 | 13.38           | Ashley MILLER (USA)     | Lakewood, CO     | 17 May 14 |
| 13.00             | Lyudmila KHRISTOSENKO (URS) | Krasnodar         | 16 Jul 85 | 13.38           | Sarah MISSINNE (BEL)    | Eugene           | 25 Jul 14 |

# RESULTS



## 100 Metres Hurdles Women - Semi-Final

First 2 in each heat (Q) and the next 2 fastest (q) advance to the Final

| RECORDS              | RESULT     | NAME                   | COUNTRY          | AGE           | VENUE     | DATE                       |           |
|----------------------|------------|------------------------|------------------|---------------|-----------|----------------------------|-----------|
| World Junior Record  | <b>WJR</b> | 12.84                  | Aliuska LÓPEZ    | CUB           | 18        | Zagreb 16 Jul 1987         |           |
| Championships Record | <b>CR</b>  | 12.96                  | Aliuska LÓPEZ    | CUB           | 19        | Sudbury 29 Jul 1988        |           |
| World Junior Leading | <b>WJL</b> | 12.87                  | Kendell WILLIAMS | USA           | 19        | Eugene (HF), OR 6 Jul 2014 |           |
| Area Junior Record   | <b>AJR</b> | National Junior Record | <b>NJR</b>       | Personal Best | <b>PB</b> | Season Best                | <b>SB</b> |

**Heat 1** 3 26 July 2014 14:33 START TIME 29° C TEMPERATURE 35 % HUMIDITY +2.2 m/s WIND

| PLACE | BIB  | NAME               | COUNTRY | DATE of BIRTH | LANE | RESULT  | REACTION | Fn |
|-------|------|--------------------|---------|---------------|------|---------|----------|----|
| 1     | 1599 | Dior HALL          | USA     | 02 Jan 96     | 6    | 13.09 Q | 0.156    |    |
| 2     | 681  | Yasmin MILLER      | GBR     | 24 May 95     | 5    | 13.30 Q | 0.174    |    |
| 3     | 918  | Yanique THOMPSON   | JAM     | 12 Mar 96     | 8    | 13.42   | 0.178    |    |
| 4     | 1335 | Manca ŠEPETAVC     | SLO     | 09 Sep 95     | 4    | 13.48   | 0.196    |    |
| 5     | 168  | Katrina HUNT       | AUS     | 22 Dec 96     | 3    | 13.63   | 0.128    |    |
| 6     | 1314 | Iuliia SOKOLOVA    | RUS     | 20 Apr 96     | 7    | 13.71   | 0.182    |    |
| 7     | 627  | Héloise KANE       | FRA     | 25 Dec 95     | 1    | 13.71   | 0.197    |    |
| 8     | 1102 | Anne Sjoukje RUNIA | NED     | 19 Feb 95     | 2    | 13.78   | 0.146    |    |

**Heat 2** 3 26 July 2014 14:40 START TIME 29° C TEMPERATURE 35 % HUMIDITY +3.3 m/s WIND

| PLACE | BIB  | NAME                   | COUNTRY | DATE of BIRTH | LANE | RESULT  | REACTION | Fn |
|-------|------|------------------------|---------|---------------|------|---------|----------|----|
| 1     | 1633 | Kendell WILLIAMS       | USA     | 14 Jun 95     | 4    | 12.98 Q | 0.180    |    |
| 2     | 1645 | Génesis ROMERO         | VEN     | 06 Nov 95     | 3    | 13.26 Q | 0.217    |    |
| 3     | 631  | Elisa GIRARD-MONDOLONI | FRA     | 13 Jun 95     | 6    | 13.35 q | 0.169    |    |
| 4     | 902  | Daeshon GORDON         | JAM     | 20 Aug 96     | 1    | 13.56   | 0.151    |    |
| 5     | 790  | Luca KOZÁK             | HUN     | 01 Jun 96     | 7    | 13.58   | 0.170    |    |
| 6     | 1504 | Yuliia BASHMANOVA      | UKR     | 04 Mar 95     | 8    | 13.63   | 0.170    |    |
| 7     | 357  | Tia THEVENIN           | CAN     | 07 Sep 96     | 5    | 13.68   | 0.136    |    |
| 8     | 594  | Emma KOISTINEN         | FIN     | 06 Aug 96     | 2    | 13.73   | 0.194    |    |

**Heat 3** 3 26 July 2014 14:47 START TIME 29° C TEMPERATURE 35 % HUMIDITY +3.1 m/s WIND

| PLACE | BIB  | NAME                | COUNTRY | DATE of BIRTH | LANE | RESULT  | REACTION | Fn |
|-------|------|---------------------|---------|---------------|------|---------|----------|----|
| 1     | 1107 | Nadine VISSER       | NED     | 09 Feb 95     | 5    | 13.01 Q | 0.176    |    |
| 2     | 248  | Sarah MISSINNE      | BEL     | 16 May 95     | 4    | 13.17 Q | 0.144    |    |
| 3     | 591  | Reetta HURSKE       | FIN     | 15 May 95     | 3    | 13.30 q | 0.148    |    |
| 4     | 221  | Devynne CHARLTON    | BAH     | 26 Nov 95     | 6    | 13.36   | 0.164    |    |
| 5     | 1308 | Anastasia NIKOLAEVA | RUS     | 24 Sep 95     | 7    | 13.51   | 0.198    |    |
| 6     | 353  | Nicole SETTERINGTON | CAN     | 18 Apr 95     | 8    | 13.55   | 0.204    |    |
| 7     | 1168 | Diana BAZALAR       | PER     | 13 Mar 95     | 1    | 13.63   | 0.183    |    |
| 8     | 406  | Andrea VARGAS       | CRC     | 28 May 96     | 2    | 14.11   | 0.198    |    |





**RESULTS**  
**100 Metres Hurdles Women - Semi-Final**

| ALL-TIME TOP LIST |                             |                   |           | SEASON TOP LIST |                         |                  |           |
|-------------------|-----------------------------|-------------------|-----------|-----------------|-------------------------|------------------|-----------|
| RESULT            | NAME                        | VENUE             | DATE      | RESULT          | NAME                    | VENUE            | DATE      |
| 12.84             | Aliuska LÓPEZ (CUB)         | Zagreb            | 16 Jul 87 | 12.87           | Kendell WILLIAMS (USA)  | Eugene (HF), OR  | 6 Jul 14  |
| 12.88             | Olena KRASOVSKA (UKR)       | Villeneuve-d'Ascq | 25 Jun 95 | 13.00           | Dior HALL (USA)         | Eugene (HF), OR  | 6 Jul 14  |
| 12.89             | Anay TEJEDA (CUB)           | Padova            | 1 Sep 02  | 13.23           | Sasha WALLACE (USA)     | Fayetteville, AR | 31 May 14 |
| 12.91             | Kristi CASTLIN (USA)        | Gainesville, FL   | 26 May 07 | 13.24           | Nadine VISSER (NED)     | Eugene           | 22 Jul 14 |
| 12.92             | Hongwei SUN (CHN)           | Shanghai          | 18 Oct 97 | 13.33           | Alexis DUNCAN (USA)     | Greensboro, NC   | 14 Jun 14 |
| 12.95             | Candy YOUNG (USA)           | Walnut, CA        | 16 Jun 79 | 13.34           | Sydney MCLAUGHLIN (USA) | Greensboro, NC   | 14 Jun 14 |
| 12.95             | Cinnamon SHEFFIELD (USA)    | Provo, UT         | 3 Jun 89  | 13.34           | Yasmin MILLER (GBR)     | Birmingham, GBR  | 28 Jun 14 |
| 12.98             | Queen HARRISON (USA)        | Sacramento, CA    | 8 Jun 07  | 13.35           | Akela JONES (BAR)       | Gulf Shores, AL  | 24 May 14 |
| 12.99             | Kendell WILLIAMS (USA)      | Eugene (HF), OR   | 12 Jun 14 | 13.37           | Jasmine QUINN (USA)     | Renton, WA       | 21 Jun 14 |
| 13.00             | Gloria SIEBERT (GER)        | Karl-Marx-Stadt   | 16 Jun 83 | 13.38           | Ashley MILLER (USA)     | Lakewood, CO     | 17 May 14 |
| 13.00             | Lyudmila KHRISTOSENKO (URS) | Krasnodar         | 16 Jul 85 | 13.38           | Sarah MISSINNE (BEL)    | Eugene           | 25 Jul 14 |



# SUMMARY



## 100 Metres Hurdles Women - Round 1

First 4 in each heat (Q) and the next 4 fastest (q) advance to the Semi-Finals

| RECORDS                         | RESULT | NAME                              | COUNTRY | AGE                     | VENUE           | DATE                  |
|---------------------------------|--------|-----------------------------------|---------|-------------------------|-----------------|-----------------------|
| World Junior Record <b>WJR</b>  | 12.84  | Aliuska LÓPEZ                     | CUB     | 18                      | Zagreb          | 16 Jul 1987           |
| Championships Record <b>CR</b>  | 12.96  | Aliuska LÓPEZ                     | CUB     | 19                      | Sudbury         | 29 Jul 1988           |
| World Junior Leading <b>WJL</b> | 12.87  | Kendell WILLIAMS                  | USA     | 19                      | Eugene (HF), OR | 6 Jul 2014            |
| Area Junior Record <b>AJR</b>   |        | National Junior Record <b>NJR</b> |         | Personal Best <b>PB</b> |                 | Season Best <b>SB</b> |

25 July 2014

| RANK | PLACE | HEAT | LANE | BIB  | NAME                   | COUNTRY | DATE of BIRTH | RESULT            | WIND |
|------|-------|------|------|------|------------------------|---------|---------------|-------------------|------|
| 1    | 1     | 1    | 2    | 1633 | Kendell WILLIAMS       | USA     | 14 Jun 95     | 13.00 Q           | +1.6 |
| 2    | 1     | 2    | 1    | 1107 | Nadine VISSER          | NED     | 09 Feb 95     | 13.27 Q w         | +2.7 |
| 3    | 1     | 5    | 6    | 1599 | Dior HALL              | USA     | 02 Jan 96     | 13.29 Q           | +1.7 |
| 4    | 1     | 3    | 4    | 681  | Yasmin MILLER          | GBR     | 24 May 95     | 13.37 Q           | +1.7 |
| 5    | 1     | 4    | 5    | 248  | Sarah MISSINNE         | BEL     | 16 May 95     | 13.38 Q <b>PB</b> | +1.5 |
| 6    | 2     | 3    | 1    | 631  | Elisa GIRARD-MONDOLONI | FRA     | 13 Jun 95     | 13.42 Q <b>PB</b> | +1.7 |
| 7    | 3     | 3    | 7    | 591  | Reetta HURSKE          | FIN     | 15 May 95     | 13.43 Q <b>PB</b> | +1.7 |
| 8    | 2     | 5    | 8    | 221  | Devynne CHARLTON       | BAH     | 26 Nov 95     | 13.56 Q <b>PB</b> | +1.7 |
| 8    | 2     | 2    | 2    | 1645 | Génesis ROMERO         | VEN     | 06 Nov 95     | 13.56 Q w         | +2.7 |
| 10   | 2     | 4    | 2    | 1335 | Manca ŠEPETA VC        | SLO     | 09 Sep 95     | 13.63 Q           | +1.5 |
| 10   | 3     | 5    | 7    | 357  | Tia THEVENIN           | CAN     | 07 Sep 96     | 13.63 Q <b>PB</b> | +1.7 |
| 12   | 3     | 4    | 8    | 353  | Nicole SETTERINGTON    | CAN     | 18 Apr 95     | 13.64 Q           | +1.5 |
| 13   | 2     | 1    | 8    | 168  | Katrina HUNT           | AUS     | 22 Dec 96     | 13.66 Q <b>PB</b> | +1.6 |
| 14   | 4     | 5    | 5    | 1308 | Anastasia NIKOLAEVA    | RUS     | 24 Sep 95     | 13.68 Q           | +1.7 |
| 15   | 3     | 1    | 4    | 1504 | Yuliia BASHMANOVA      | UKR     | 04 Mar 95     | 13.69 Q <b>PB</b> | +1.6 |
| 16   | 4     | 1    | 5    | 918  | Yanique THOMPSON       | JAM     | 12 Mar 96     | 13.70 Q           | +1.6 |
| 17   | 4     | 4    | 7    | 790  | Luca KOZÁK             | HUN     | 01 Jun 96     | 13.72 Q <b>PB</b> | +1.5 |
| 18   | 4     | 3    | 2    | 902  | Daeshon GORDON         | JAM     | 20 Aug 96     | 13.76 Q           | +1.7 |
| 19   | 5     | 1    | 7    | 627  | Héloïse KANE           | FRA     | 25 Dec 95     | 13.78 q           | +1.6 |
| 20   | 5     | 4    | 3    | 1102 | Anne Sjoukje RUNIA     | NED     | 19 Feb 95     | 13.79 q           | +1.5 |
| 21   | 3     | 2    | 4    | 1314 | Iuliia SOKOLOVA        | RUS     | 20 Apr 96     | 13.80 Q w         | +2.7 |
| 22   | 5     | 5    | 2    | 594  | Emma KOISTINEN         | FIN     | 06 Aug 96     | 13.88 q           | +1.7 |
| 23   | 4     | 2    | 8    | 406  | Andrea VARGAS          | CRC     | 28 May 96     | 13.89 Q w         | +2.7 |
| 24   | 5     | 2    | 7    | 1168 | Diana BAZALAR          | PER     | 13 Mar 95     | 13.90 q w         | +2.7 |
| 25   | 5     | 3    | 6    | 1397 | Adriana JANIC          | SWE     | 19 Jun 96     | 14.01             | +1.7 |
| 26   | 6     | 3    | 5    | 1370 | Irina STREBEL          | SUI     | 13 Feb 96     | 14.02             | +1.7 |
| 27   | 6     | 1    | 3    | 1366 | Majella HAURI          | SUI     | 23 Apr 95     | 14.06             | +1.6 |
| 28   | 6     | 5    | 4    | 1070 | Valeria AGUILAR        | MEX     | 14 Apr 95     | 14.08             | +1.7 |
| 29   | 7     | 5    | 3    | 1453 | Akila MCSHINE          | TTO     | 03 Sep 95     | 14.11             | +1.7 |
| 30   | 6     | 2    | 6    | 1143 | Mari Forbord ANDERSEN  | NOR     | 08 Jun 96     | 14.14 w           | +2.7 |
| 31   | 6     | 4    | 6    | 1402 | Elise MALMBERG         | SWE     | 13 Jul 95     | 14.19             | +1.5 |
| 32   | 7     | 4    | 4    | 443  | Natalia CHRISTOFI      | CYP     | 10 Feb 97     | 14.27             | +1.5 |
| 33   | 8     | 4    | 1    | 500  | Linha Amer Jaber AHMED | EGY     | 11 Mar 97     | 14.29             | +1.5 |
| 34   | 7     | 1    | 6    | 1141 | Sidsel Bjørgo ADAM     | NOR     | 04 Apr 95     | 14.40             | +1.6 |
| 35   | 7     | 3    | 3    | 1322 | Jannah WONG MIN        | SIN     | 09 Aug 96     | 14.62             | +1.7 |
| 36   | 8     | 3    | 8    | 309  | Viktoria TENCHEVA      | BUL     | 10 Mar 96     | 14.83             | +1.7 |
| 37   | 7     | 2    | 5    | 794  | Petra RÉPÁSI           | HUN     | 30 Jan 96     | 19.20 w           | +2.7 |
|      |       | 2    | 3    | 1120 | Oluwatobiloba AMUSAN   | NGR     | 23 Apr 97     | DNS w             | +2.7 |



**SUMMARY**  
**100 Metres Hurdles Women - Round 1**

25 July 2014

| RANK | PLACE | HEAT | LANE | BIB | NAME | COUNTRY | DATE of BIRTH | RESULT | WIND |
|------|-------|------|------|-----|------|---------|---------------|--------|------|
|------|-------|------|------|-----|------|---------|---------------|--------|------|

**NOTE** BIB 1314 - Yellow Card - 162.5(b) Delaying the start

| ALL-TIME TOP LIST |                             |                   |           | SEASON TOP LIST |                         |                  |           |
|-------------------|-----------------------------|-------------------|-----------|-----------------|-------------------------|------------------|-----------|
| RESULT            | NAME                        | VENUE             | DATE      | RESULT          | NAME                    | VENUE            | DATE      |
| 12.84             | Aliuska LÓPEZ (CUB)         | Zagreb            | 16 Jul 87 | 12.87           | Kendell WILLIAMS (USA)  | Eugene (HF), OR  | 6 Jul 14  |
| 12.88             | Olena KRASOVSKA (UKR)       | Villeneuve-d'Ascq | 25 Jun 95 | 13.00           | Dior HALL (USA)         | Eugene (HF), OR  | 6 Jul 14  |
| 12.89             | Anay TEJEDA (CUB)           | Padova            | 1 Sep 02  | 13.23           | Sasha WALLACE (USA)     | Fayetteville, AR | 31 May 14 |
| 12.91             | Kristi CASTLIN (USA)        | Gainesville, FL   | 26 May 07 | 13.24           | Nadine VISSER (NED)     | Eugene           | 22 Jul 14 |
| 12.92             | Hongwei SUN (CHN)           | Shanghai          | 18 Oct 97 | 13.33           | Alexis DUNCAN (USA)     | Greensboro, NC   | 14 Jun 14 |
| 12.95             | Candy YOUNG (USA)           | Walnut, CA        | 16 Jun 79 | 13.34           | Sydney MCLAUGHLIN (USA) | Greensboro, NC   | 14 Jun 14 |
| 12.95             | Cinnamon SHEFFIELD (USA)    | Provo, UT         | 3 Jun 89  | 13.34           | Yasmin MILLER (GBR)     | Birmingham, GBR  | 28 Jun 14 |
| 12.98             | Queen HARRISON (USA)        | Sacramento, CA    | 8 Jun 07  | 13.35           | Akela JONES (BAR)       | Gulf Shores, AL  | 24 May 14 |
| 12.99             | Kendell WILLIAMS (USA)      | Eugene (HF), OR   | 12 Jun 14 | 13.37           | Jasmine QUINN (USA)     | Renton, WA       | 21 Jun 14 |
| 13.00             | Gloria SIEBERT (GER)        | Karl-Marx-Stadt   | 16 Jun 83 | 13.38           | Ashley MILLER (USA)     | Lakewood, CO     | 17 May 14 |
| 13.00             | Lyudmila KHRISTOSENKO (URS) | Krasnodar         | 16 Jul 85 | 13.38           | Sarah MISSINNE (BEL)    | Eugene           | 25 Jul 14 |



# RESULTS



## 100 Metres Hurdles Women - Round 1

First 4 in each heat (Q) and the next 4 fastest (q) advance to the Semi-Finals

| RECORDS              | RESULT     | NAME  | COUNTRY                | AGE        | VENUE     | DATE                       |
|----------------------|------------|-------|------------------------|------------|-----------|----------------------------|
| World Junior Record  | <b>WJR</b> | 12.84 | Aliuska LÓPEZ          | CUB        | 18        | Zagreb 16 Jul 1987         |
| Championships Record | <b>CR</b>  | 12.96 | Aliuska LÓPEZ          | CUB        | 19        | Sudbury 29 Jul 1988        |
| World Junior Leading | <b>WJL</b> | 12.87 | Kendell WILLIAMS       | USA        | 19        | Eugene (HF), OR 6 Jul 2014 |
| Area Junior Record   | <b>AJR</b> |       | National Junior Record | <b>NJR</b> |           | Personal Best              |
|                      |            |       |                        |            | <b>PB</b> | Season Best                |
|                      |            |       |                        |            | <b>SB</b> |                            |

**Heat 1** **5** 25 July 2014 10:58 START TIME 18° C TEMPERATURE 64 % HUMIDITY +1.6 m/s WIND

| PLACE | BIB  | NAME               | COUNTRY | DATE of BIRTH | LANE | RESULT            | REACTION | Fn |
|-------|------|--------------------|---------|---------------|------|-------------------|----------|----|
| 1     | 1633 | Kendell WILLIAMS   | USA     | 14 Jun 95     | 2    | 13.00 Q           | 0.173    |    |
| 2     | 168  | Katrina HUNT       | AUS     | 22 Dec 96     | 8    | 13.66 Q <b>PB</b> | 0.120    |    |
| 3     | 1504 | Yuliia BASHMANOVA  | UKR     | 04 Mar 95     | 4    | 13.69 Q <b>PB</b> | 0.214    |    |
| 4     | 918  | Yanique THOMPSON   | JAM     | 12 Mar 96     | 5    | 13.70 Q           | 0.169    |    |
| 5     | 627  | Héloïse KANE       | FRA     | 25 Dec 95     | 7    | 13.78 q           | 0.173    |    |
| 6     | 1366 | Majella HAURI      | SUI     | 23 Apr 95     | 3    | 14.06             | 0.161    |    |
| 7     | 1141 | Sidsel Bjørge ADAM | NOR     | 04 Apr 95     | 6    | 14.40             | 0.157    |    |

**Heat 2** **5** 25 July 2014 11:06 START TIME 18° C TEMPERATURE 64 % HUMIDITY +2.7 m/s WIND

| PLACE | BIB  | NAME                   | COUNTRY | DATE of BIRTH | LANE | RESULT  | REACTION | Fn |
|-------|------|------------------------|---------|---------------|------|---------|----------|----|
| 1     | 1107 | Nadine VISSER          | NED     | 09 Feb 95     | 1    | 13.27 Q | 0.203    |    |
| 2     | 1645 | Génesis ROMERO         | VEN     | 06 Nov 95     | 2    | 13.56 Q | 0.201    |    |
| 3     | 1314 | Iuliia SOKOLOVA        | RUS     | 20 Apr 96     | 4    | 13.80 Q | 0.199    |    |
| 4     | 406  | Andrea VARGAS          | CRC     | 28 May 96     | 8    | 13.89 Q | 0.224    |    |
| 5     | 1168 | Diana BAZALAR          | PER     | 13 Mar 95     | 7    | 13.90 q | 0.217    |    |
| 6     | 1143 | Mari Forbord ANDERSSEN | NOR     | 08 Jun 96     | 6    | 14.14   | 0.202    |    |
| 7     | 794  | Petra RÉPÁSI           | HUN     | 30 Jan 96     | 5    | 19.20   | 0.197    |    |
|       | 1120 | Oluwatobiloba AMUSAN   | NGR     | 23 Apr 97     | 3    | DNS     |          |    |

**NOTE** BIB 1314 - Yellow Card - 162.5(b) Delaying the start

**Heat 3** **5** 25 July 2014 11:13 START TIME 21° C TEMPERATURE 53 % HUMIDITY +1.7 m/s WIND

| PLACE | BIB  | NAME                   | COUNTRY | DATE of BIRTH | LANE | RESULT            | REACTION | Fn |
|-------|------|------------------------|---------|---------------|------|-------------------|----------|----|
| 1     | 681  | Yasmin MILLER          | GBR     | 24 May 95     | 4    | 13.37 Q           | 0.172    |    |
| 2     | 631  | Elisa GIRARD-MONDOLONI | FRA     | 13 Jun 95     | 1    | 13.42 Q <b>PB</b> | 0.160    |    |
| 3     | 591  | Reetta HURSKE          | FIN     | 15 May 95     | 7    | 13.43 Q <b>PB</b> | 0.147    |    |
| 4     | 902  | Daeshon GORDON         | JAM     | 20 Aug 96     | 2    | 13.76 Q           | 0.163    |    |
| 5     | 1397 | Adriana JANIC          | SWE     | 19 Jun 96     | 6    | 14.01             | 0.143    |    |
| 6     | 1370 | Irina STREBEL          | SUI     | 13 Feb 96     | 5    | 14.02             | 0.189    |    |
| 7     | 1322 | Jannah WONG MIN        | SIN     | 09 Aug 96     | 3    | 14.62             | 0.139    |    |
| 8     | 309  | Viktoria TENCHEVA      | BUL     | 10 Mar 96     | 8    | 14.83             | 0.184    |    |



**RESULTS**  
**100 Metres Hurdles Women - Round 1**

**Heat 4** **5** 25 July 2014 11:20 START TIME 21° C TEMPERATURE 53 % HUMIDITY +1.5 m/s WIND

| PLACE | BIB  | NAME                          | COUNTRY | DATE of BIRTH | LANE | RESULT            | REACTION | Fn |
|-------|------|-------------------------------|---------|---------------|------|-------------------|----------|----|
| 1     | 248  | Sarah <b>MISSINNE</b>         | BEL     | 16 May 95     | 5    | <b>13.38 Q</b> PB | 0.148    |    |
| 2     | 1335 | Manca <b>ŠEPETAVC</b>         | SLO     | 09 Sep 95     | 2    | <b>13.63 Q</b>    | 0.167    |    |
| 3     | 353  | Nicole <b>SETTINGTON</b>      | CAN     | 18 Apr 95     | 8    | <b>13.64 Q</b>    | 0.179    |    |
| 4     | 790  | Luca <b>KOZÁK</b>             | HUN     | 01 Jun 96     | 7    | <b>13.72 Q</b> PB | 0.305    |    |
| 5     | 1102 | Anne Sjoukje <b>RUNIA</b>     | NED     | 19 Feb 95     | 3    | <b>13.79 q</b>    | 0.193    |    |
| 6     | 1402 | Elise <b>MALMBERG</b>         | SWE     | 13 Jul 95     | 6    | <b>14.19</b>      | 0.198    |    |
| 7     | 443  | Natalia <b>CHRISTOFI</b>      | CYP     | 10 Feb 97     | 4    | <b>14.27</b>      | 0.184    |    |
| 8     | 500  | Linha Amer Jaber <b>AHMED</b> | EGY     | 11 Mar 97     | 1    | <b>14.29</b>      | 0.196    |    |

**Heat 5** **5** 25 July 2014 11:26 START TIME 21° C TEMPERATURE 53 % HUMIDITY +1.7 m/s WIND

| PLACE | BIB  | NAME                       | COUNTRY | DATE of BIRTH | LANE | RESULT            | REACTION | Fn |
|-------|------|----------------------------|---------|---------------|------|-------------------|----------|----|
| 1     | 1599 | Dior <b>HALL</b>           | USA     | 02 Jan 96     | 6    | <b>13.29 Q</b>    | 0.142    |    |
| 2     | 221  | Devynne <b>CHARLTON</b>    | BAH     | 26 Nov 95     | 8    | <b>13.56 Q</b> PB | 0.207    |    |
| 3     | 357  | Tia <b>THEVENIN</b>        | CAN     | 07 Sep 96     | 7    | <b>13.63 Q</b> PB | 0.132    |    |
| 4     | 1308 | Anastasia <b>NIKOLAEVA</b> | RUS     | 24 Sep 95     | 5    | <b>13.68 Q</b>    | 0.162    |    |
| 5     | 594  | Emma <b>KOISTINEN</b>      | FIN     | 06 Aug 96     | 2    | <b>13.88 q</b>    | 0.184    |    |
| 6     | 1070 | Valeria <b>AGUILAR</b>     | MEX     | 14 Apr 95     | 4    | <b>14.08</b>      | 0.159    |    |
| 7     | 1453 | Akila <b>MCSHINE</b>       | TTO     | 03 Sep 95     | 3    | <b>14.11</b>      | 0.157    |    |

| ALL-TIME TOP LIST |                             |                   |           | SEASON TOP LIST |                         |                  |           |
|-------------------|-----------------------------|-------------------|-----------|-----------------|-------------------------|------------------|-----------|
| RESULT            | NAME                        | VENUE             | DATE      | RESULT          | NAME                    | VENUE            | DATE      |
| 12.84             | Aliuska LÓPEZ (CUB)         | Zagreb            | 16 Jul 87 | 12.87           | Kendell WILLIAMS (USA)  | Eugene (HF), OR  | 6 Jul 14  |
| 12.88             | Olena KRASOVSKA (UKR)       | Villeneuve-d'Ascq | 25 Jun 95 | 13.00           | Dior HALL (USA)         | Eugene (HF), OR  | 6 Jul 14  |
| 12.89             | Anay TEJEDA (CUB)           | Padova            | 1 Sep 02  | 13.23           | Sasha WALLACE (USA)     | Fayetteville, AR | 31 May 14 |
| 12.91             | Kristi CASTLIN (USA)        | Gainesville, FL   | 26 May 07 | 13.24           | Nadine VISSER (NED)     | Eugene           | 22 Jul 14 |
| 12.92             | Honqwei SUN (CHN)           | Shanghai          | 18 Oct 97 | 13.33           | Alexis DUNCAN (USA)     | Greensboro, NC   | 14 Jun 14 |
| 12.95             | Candy YOUNG (USA)           | Walnut, CA        | 16 Jun 79 | 13.34           | Sydney MCLAUGHLIN (USA) | Greensboro, NC   | 14 Jun 14 |
| 12.95             | Cinnamon SHEFFIELD (USA)    | Provo, UT         | 3 Jun 89  | 13.34           | Yasmin MILLER (GBR)     | Birmingham, GBR  | 28 Jun 14 |
| 12.98             | Queen HARRISON (USA)        | Sacramento, CA    | 8 Jun 07  | 13.35           | Akela JONES (BAR)       | Gulf Shores, AL  | 24 May 14 |
| 12.99             | Kendell WILLIAMS (USA)      | Eugene (HF), OR   | 12 Jun 14 | 13.37           | Jasmine QUINN (USA)     | Renton, WA       | 21 Jun 14 |
| 13.00             | Gloria SIEBERT (GER)        | Karl-Marx-Stadt   | 16 Jun 83 | 13.38           | Ashley MILLER (USA)     | Lakewood, CO     | 17 May 14 |
| 13.00             | Lyudmila KHRISTOSENKO (URS) | Krasnodar         | 16 Jul 85 | 13.38           | Sarah MISSINNE (BEL)    | Eugene           | 25 Jul 14 |



## RESULTS



## 400 Metres Hurdles Women - Final

| RECORDS              | RESULT     | NAME                   | COUNTRY        | AGE           | VENUE     | DATE            |             |
|----------------------|------------|------------------------|----------------|---------------|-----------|-----------------|-------------|
| World Junior Record  | <b>WJR</b> | 54.40                  | Xing WANG      | CHN           | 19        | Nanjing         | 21 Oct 2005 |
| Championships Record | <b>CR</b>  | 54.70                  | Lashinda DEMUS | USA           | 19        | Kingston, JAM   | 19 Jul 2002 |
| World Junior Leading | <b>WJL</b> | 55.07                  | Shamier LITTLE | USA           | 19        | Eugene (HF), OR | 13 Jun 2014 |
| Area Junior Record   | <b>AJR</b> | National Junior Record | <b>NJR</b>     | Personal Best | <b>PB</b> | Season Best     | <b>SB</b>   |

26 July 2014 16:08 START TIME 30° C TEMPERATURE 31 % HUMIDITY

| PLACE | BIB  | NAME                | COUNTRY | DATE of BIRTH | LANE | RESULT       | REACTION   | Fr    |
|-------|------|---------------------|---------|---------------|------|--------------|------------|-------|
| 1     | 1603 | Shamier LITTLE      | USA     | 20 Mar 95     | 5    | <b>55.66</b> |            |       |
| 2     | 684  | Shona RICHARDS      | GBR     | 01 Sep 95     | 6    | <b>56.16</b> | <b>NJR</b> | 0.192 |
| 3     | 1607 | Jade MILLER         | USA     | 13 Jan 95     | 3    | <b>56.22</b> | <b>PB</b>  | 0.174 |
| 4     | 437  | Zurian HECHAVARRÍA  | CUB     | 10 Aug 95     | 4    | <b>56.89</b> | <b>NJR</b> | 0.308 |
| 5     | 331  | Mariam ABDUL-RASHID | CAN     | 21 Sep 97     | 2    | <b>57.42</b> | <b>PB</b>  | 0.238 |
| 6     | 906  | Genekee LEITH       | JAM     | 25 Oct 95     | 8    | <b>58.33</b> |            | 0.237 |
| 7     | 867  | Ayomide FOLORUNSO   | ITA     | 17 Oct 96     | 7    | <b>58.34</b> | <b>PB</b>  | 0.272 |
| 8     | 623  | Joan MEDJID         | FRA     | 29 Sep 95     | 1    | <b>58.84</b> |            | 0.185 |

| ALL-TIME TOP LIST |                         |                    |           | SEASON TOP LIST |                           |                 |           |
|-------------------|-------------------------|--------------------|-----------|-----------------|---------------------------|-----------------|-----------|
| RESULT            | NAME                    | VENUE              | DATE      | RESULT          | NAME                      | VENUE           | DATE      |
| 54.40             | Xing WANG (CHN)         | Nanjing            | 21 Oct 05 | 55.07           | Shamier LITTLE (USA)      | Eugene (HF), OR | 13 Jun 14 |
| 54.58             | Ristananna TRACEY (JAM) | Kingston (NS), JAM | 24 Jun 11 | 55.63           | Sydney MCLAUGHLIN (USA)   | Eugene (HF), OR | 6 Jul 14  |
| 54.70             | Lashinda DEMUS (USA)    | Kingston, JAM      | 19 Jul 02 | 56.16           | Shona RICHARDS (GBR)      | Eugene          | 26 Jul 14 |
| 54.93             | Rui LI (CHN)            | Shanghai           | 22 Oct 97 | 56.22           | Jade MILLER (USA)         | Eugene          | 26 Jul 14 |
| 55.07             | Shamier LITTLE (USA)    | Eugene (HF), OR    | 13 Jun 14 | 56.89           | Zurian HECHAVARRÍA (CUB)  | Eugene          | 26 Jul 14 |
| 55.11             | Kaliese SPENCER (JAM)   | Beijing (CSC)      | 17 Aug 06 | 57.42           | Mariam ABDUL-RASHID (CAN) | Eugene          | 26 Jul 14 |
| 55.15             | Xiaoxiao HUANG (CHN)    | Guangzhou          | 22 Nov 01 | 57.58           | Tia-Adana BELLE (BAR)     | Allendale, MI   | 24 May 14 |
| 55.20             | Leslie MAXIE (USA)      | San José, CA       | 9 Jun 84  | 57.69           | Joan MEDJID (FRA)         | Oordegem-Lede   | 31 May 14 |
| 55.20             | Jana PITTMAN (AUS)      | Pietersburg        | 18 Mar 00 | 58.05           | Genekee LEITH (JAM)       | Eugene          | 25 Jul 14 |
| 55.22             | Tiffany WILLIAMS (USA)  | Baton Rouge, LA    | 31 May 02 | 58.18           | Tetiana MELNYK (UKR)      | Kyiv            | 14 Jun 14 |



# RESULT PROGRESSION



## 400 Metres Hurdles Women - Final

| RECORDS              | RESULT     | NAME                   | COUNTRY        | AGE           | VENUE     | DATE                        |
|----------------------|------------|------------------------|----------------|---------------|-----------|-----------------------------|
| World Junior Record  | <b>WJR</b> | 54.40                  | Xing WANG      | CHN           | 19        | Nanjing 21 Oct 2005         |
| Championships Record | <b>CR</b>  | 54.70                  | Lashinda DEMUS | USA           | 19        | Kingston, JAM 19 Jul 2002   |
| World Junior Leading | <b>WJL</b> | 55.07                  | Shamier LITTLE | USA           | 19        | Eugene (HF), OR 13 Jun 2014 |
| Area Junior Record   | <b>AJR</b> | National Junior Record | <b>NJR</b>     | Personal Best | <b>PB</b> | Season Best                 |
|                      |            |                        |                |               | <b>SB</b> |                             |

26 July 2014

| RANK | BIB  | NAME                | COUNTRY | DATE of BIRTH | PHASE      | HEAT | LANE | PLACE | RESULT                   |
|------|------|---------------------|---------|---------------|------------|------|------|-------|--------------------------|
| 1    | 1603 | Shamier LITTLE      | USA     | 20 Mar 95     | Final      | 1    | 5    | 1     | <b>55.66</b>             |
|      |      |                     |         |               | Semi-Final | 3    | 4    | 2     | <b>57.18 Q</b>           |
|      |      |                     |         |               | Round 1    | 5    | 3    | 2     | <b>57.94 Q</b>           |
| 2    | 684  | Shona RICHARDS      | GBR     | 01 Sep 95     | Final      | 1    | 6    | 2     | <b>56.16</b> <b>NJR</b>  |
|      |      |                     |         |               | Semi-Final | 2    | 3    | 1     | <b>57.08 Q</b>           |
|      |      |                     |         |               | Round 1    | 3    | 3    | 4     | <b>58.37 Q</b>           |
| 3    | 1607 | Jade MILLER         | USA     | 13 Jan 95     | Final      | 1    | 3    | 3     | <b>56.22</b> <b>PB</b>   |
|      |      |                     |         |               | Semi-Final | 2    | 4    | 3     | <b>57.28 Q</b>           |
|      |      |                     |         |               | Round 1    | 1    | 5    | 1     | <b>57.85 Q</b>           |
| 4    | 437  | Zurian HECHAVARRÍA  | CUB     | 10 Aug 95     | Final      | 1    | 4    | 4     | <b>56.89</b> <b>NJR</b>  |
|      |      |                     |         |               | Semi-Final | 1    | 3    | 5     | <b>58.03 Q</b> <b>PB</b> |
|      |      |                     |         |               | Round 1    | 3    | 8    | 3     | <b>58.21 Q</b> <b>PB</b> |
| 5    | 331  | Mariam ABDUL-RASHID | CAN     | 21 Sep 97     | Final      | 1    | 2    | 5     | <b>57.42</b> <b>PB</b>   |
|      |      |                     |         |               | Semi-Final | 2    | 5    | 4     | <b>57.89 q</b> <b>PB</b> |
|      |      |                     |         |               | Round 1    | 1    | 4    | 5     | <b>58.60 Q</b>           |
| 6    | 906  | Genekee LEITH       | JAM     | 25 Oct 95     | Final      | 1    | 8    | 6     | <b>58.33</b>             |
|      |      |                     |         |               | Semi-Final | 1    | 4    | 6     | <b>58.05 Q</b> <b>PB</b> |
|      |      |                     |         |               | Round 1    | 4    | 7    | 12    | <b>59.59 Q</b>           |
| 7    | 867  | Ayomide FOLORUNSO   | ITA     | 17 Oct 96     | Final      | 1    | 7    | 7     | <b>58.34</b> <b>PB</b>   |
|      |      |                     |         |               | Semi-Final | 3    | 3    | 8     | <b>58.47 Q</b> <b>PB</b> |
|      |      |                     |         |               | Round 1    | 3    | 4    | 6     | <b>58.79 Q</b>           |
| 8    | 623  | Joan MEDJID         | FRA     | 29 Sep 95     | Final      | 1    | 1    | 8     | <b>58.84</b>             |
|      |      |                     |         |               | Semi-Final | 1    | 5    | 7     | <b>58.46 q</b>           |
|      |      |                     |         |               | Round 1    | 2    | 4    | 13    | <b>59.63 Q</b>           |

| ALL-TIME TOP LIST |                         |                    |           | SEASON TOP LIST |                           |                 |           |
|-------------------|-------------------------|--------------------|-----------|-----------------|---------------------------|-----------------|-----------|
| RESULT            | NAME                    | VENUE              | DATE      | RESULT          | NAME                      | VENUE           | DATE      |
| 54.40             | Xing WANG (CHN)         | Nanjing            | 21 Oct 05 | 55.07           | Shamier LITTLE (USA)      | Eugene (HF), OR | 13 Jun 14 |
| 54.58             | Ristananna TRACEY (JAM) | Kingston (NS), JAM | 24 Jun 11 | 55.63           | Sydney MCLAUGHLIN (USA)   | Eugene (HF), OR | 6 Jul 14  |
| 54.70             | Lashinda DEMUS (USA)    | Kingston, JAM      | 19 Jul 02 | 56.16           | Shona RICHARDS (GBR)      | Eugene          | 26 Jul 14 |
| 54.93             | Rui LI (CHN)            | Shanghai           | 22 Oct 97 | 56.22           | Jade MILLER (USA)         | Eugene          | 26 Jul 14 |
| 55.07             | Shamier LITTLE (USA)    | Eugene (HF), OR    | 13 Jun 14 | 56.89           | Zurian HECHAVARRÍA (CUB)  | Eugene          | 26 Jul 14 |
| 55.11             | Kaliese SPENCER (JAM)   | Beijing (CSC)      | 17 Aug 06 | 57.42           | Mariam ABDUL-RASHID (CAN) | Eugene          | 26 Jul 14 |
| 55.15             | Xiaoxiao HUANG (CHN)    | Guangzhou          | 22 Nov 01 | 57.58           | Tia-Adana BELLE (BAR)     | Allendale, MI   | 24 May 14 |
| 55.20             | Leslie MAXIE (USA)      | San José, CA       | 9 Jun 84  | 57.69           | Joan MEDJID (FRA)         | Oordegem-Lede   | 31 May 14 |
| 55.20             | Jana PITTMAN (AUS)      | Pietersburg        | 18 Mar 00 | 58.05           | Genekee LEITH (JAM)       | Eugene          | 25 Jul 14 |
| 55.22             | Tiffany WILLIAMS (USA)  | Baton Rouge, LA    | 31 May 02 | 58.18           | Tetiana MELNYK (UKR)      | Kyiv            | 14 Jun 14 |

# SUMMARY



## 400 Metres Hurdles Women - Semi-Final

First 2 in each heat (Q) and the next 2 fastest (q) advance to the Final

| RECORDS              | RESULT     | NAME                   | COUNTRY    | AGE           | VENUE           | DATE        |           |
|----------------------|------------|------------------------|------------|---------------|-----------------|-------------|-----------|
| World Junior Record  | <b>WJR</b> | 54.40 Xing WANG        | CHN        | 19            | Nanjing         | 21 Oct 2005 |           |
| Championships Record | <b>CR</b>  | 54.70 Lashinda DEMUS   | USA        | 19            | Kingston, JAM   | 19 Jul 2002 |           |
| World Junior Leading | <b>WJL</b> | 55.07 Shamier LITTLE   | USA        | 19            | Eugene (HF), OR | 13 Jun 2014 |           |
| Area Junior Record   | <b>AJR</b> | National Junior Record | <b>NJR</b> | Personal Best | <b>PB</b>       | Season Best | <b>SB</b> |

25 July 2014

| RANK | PLACE | HEAT | LANE | BIB  | NAME                | COUNTRY | DATE of BIRTH | RESULT                   |
|------|-------|------|------|------|---------------------|---------|---------------|--------------------------|
| 1    | 1     | 2    | 3    | 684  | Shona RICHARDS      | GBR     | 01 Sep 95     | <b>57.08 Q</b>           |
| 2    | 1     | 3    | 4    | 1603 | Shamier LITTLE      | USA     | 20 Mar 95     | <b>57.18 Q</b>           |
| 3    | 2     | 2    | 4    | 1607 | Jade MILLER         | USA     | 13 Jan 95     | <b>57.28 Q</b>           |
| 4    | 3     | 2    | 5    | 331  | Mariam ABDUL-RASHID | CAN     | 21 Sep 97     | <b>57.89 q</b> <b>PB</b> |
| 5    | 1     | 1    | 3    | 437  | Zurian HECHAVARRÍA  | CUB     | 10 Aug 95     | <b>58.03 Q</b> <b>PB</b> |
| 6    | 2     | 1    | 4    | 906  | Genekee LEITH       | JAM     | 25 Oct 95     | <b>58.05 Q</b> <b>PB</b> |
| 7    | 3     | 1    | 5    | 623  | Joan MEDJID         | FRA     | 29 Sep 95     | <b>58.46 q</b>           |
| 8    | 2     | 3    | 3    | 867  | Ayomide FOLORUNSO   | ITA     | 17 Oct 96     | <b>58.47 Q</b> <b>PB</b> |
| 9    | 4     | 1    | 6    | 234  | Tia-Adana BELLE     | BAR     | 15 Jun 96     | <b>58.59</b>             |
| 10   | 4     | 2    | 6    | 462  | Jana REISSOVÁ       | CZE     | 01 Jan 96     | <b>59.35</b>             |
| 11   | 3     | 3    | 5    | 1512 | Tetiana MELNYK      | UKR     | 02 Apr 95     | <b>59.37</b>             |
| 12   | 4     | 3    | 6    | 111  | Dihia HADDAR        | ALG     | 29 Apr 95     | <b>59.40</b>             |
| 13   | 5     | 1    | 1    | 952  | Akiko ITO           | JPN     | 26 May 95     | <b>1:00.11</b>           |
| 14   | 6     | 1    | 7    | 337  | Ashley TAYLOR       | CAN     | 12 May 95     | <b>1:00.12</b>           |
| 15   | 7     | 1    | 8    | 544  | Maryia ROSHCHYN     | ESP     | 10 Aug 95     | <b>1:00.37</b>           |
| 16   | 5     | 2    | 2    | 418  | Alena HRUSOCI       | CRO     | 14 Mar 95     | <b>1:00.44</b>           |
| 17   | 5     | 3    | 2    | 162  | Ella SOLIN          | AUS     | 23 Feb 95     | <b>1:00.62</b>           |
| 18   | 6     | 3    | 7    | 735  | Laura GLÄSNER       | GER     | 20 Jan 96     | <b>1:00.72</b>           |
| 19   | 6     | 2    | 8    | 720  | Jackie BAUMANN      | GER     | 24 Aug 95     | <b>1:00.87</b>           |
| 20   | 8     | 1    | 2    | 861  | Valentina CAVALLERI | ITA     | 08 Dec 95     | <b>1:00.98</b>           |
| 21   | 7     | 3    | 1    | 463  | Lenka SVOBODOVÁ     | CZE     | 12 Oct 95     | <b>1:01.78</b>           |
| 22   | 7     | 2    | 7    | 247  | Nenah DE CONINCK    | BEL     | 02 Sep 96     | <b>1:02.33</b>           |
| 23   | 8     | 2    | 1    | 1346 | Aneja SIMONCIC      | SLO     | 05 Jan 98     | <b>1:02.51</b>           |
|      |       | 3    | 8    | 685  | Jessica TURNER      | GBR     | 08 Aug 95     | <b>DQ</b> 168.7(a)       |

**NOTE** IAAF Rule 168.7(a) - Trailing leg

| ALL-TIME TOP LIST |                         |                    |           | SEASON TOP LIST |                           |                  |           |
|-------------------|-------------------------|--------------------|-----------|-----------------|---------------------------|------------------|-----------|
| RESULT            | NAME                    | VENUE              | DATE      | RESULT          | NAME                      | VENUE            | DATE      |
| 54.40             | Xinq WANG (CHN)         | Nanjing            | 21 Oct 05 | 55.07           | Shamier LITTLE (USA)      | Eugene (HF), OR  | 13 Jun 14 |
| 54.58             | Ristananna TRACEY (JAM) | Kingston (NS), JAM | 24 Jun 11 | 55.63           | Sydney MCLAUGHLIN (USA)   | Eugene (HF), OR  | 6 Jul 14  |
| 54.70             | Lashinda DEMUS (USA)    | Kingston, JAM      | 19 Jul 02 | 56.79           | Shona RICHARDS (GBR)      | Namur, BEL       | 28 May 14 |
| 54.93             | Rui LI (CHN)            | Shanghai           | 22 Oct 97 | 57.22           | Jade MILLER (USA)         | Jacksonville, FL | 30 May 14 |
| 55.07             | Shamier LITTLE (USA)    | Eugene (HF), OR    | 13 Jun 14 | 57.58           | Tia-Adana BELLE (BAR)     | Allendale, MI    | 24 May 14 |
| 55.11             | Kaliese SPENCER (JAM)   | Beijing (CSC)      | 17 Aug 06 | 57.69           | Joan MEDJID (FRA)         | Oordegem-Lede    | 31 May 14 |
| 55.15             | Xiaoxiao HUANG (CHN)    | Guangzhou          | 22 Nov 01 | 57.89           | Mariam ABDUL-RASHID (CAN) | Eugene           | 25 Jul 14 |
| 55.20             | Leslie MAXIE (USA)      | San José, CA       | 9 Jun 84  | 58.03           | Zurian HECHAVARRÍA (CUB)  | Eugene           | 25 Jul 14 |
| 55.20             | Jana PITTMAN (AUS)      | Pietersburg        | 18 Mar 00 | 58.05           | Genekee LEITH (JAM)       | Eugene           | 25 Jul 14 |
| 55.22             | Tiffany WILLIAMS (USA)  | Baton Rouge, LA    | 31 May 02 | 58.18           | Tetiana MELNYK (UKR)      | Kyiv             | 14 Jun 14 |

# RESULTS



## 400 Metres Hurdles Women - Semi-Final

First 2 in each heat (Q) and the next 2 fastest (q) advance to the Final

**BIB 685 REINSTATED BY THE JURY OF APPEAL**

| RECORDS                         | RESULT NAME                       | COUNTRY                 | AGE                   | VENUE           | DATE        |
|---------------------------------|-----------------------------------|-------------------------|-----------------------|-----------------|-------------|
| World Junior Record <b>WJR</b>  | <b>54.40</b> Xing WANG            | CHN                     | 19                    | Nanjing         | 21 Oct 2005 |
| Championships Record <b>CR</b>  | <b>54.70</b> Lashinda DEMUS       | USA                     | 19                    | Kingston, JAM   | 19 Jul 2002 |
| World Junior Leading <b>WJL</b> | <b>55.07</b> Shamier LITTLE       | USA                     | 19                    | Eugene (HF), OR | 13 Jun 2014 |
| Area Junior Record <b>AJR</b>   | National Junior Record <b>NJR</b> | Personal Best <b>PB</b> | Season Best <b>SB</b> |                 |             |

### Heat 1

3

25 July 2014 19:06 START TIME

28° C TEMPERATURE 33 % HUMIDITY

| PLACE | BIB | NAME                | COUNTRY | DATE of BIRTH | LANE | RESULT                   | REACTION | Fn |
|-------|-----|---------------------|---------|---------------|------|--------------------------|----------|----|
| 1     | 437 | Zurian HECHAVARRÍA  | CUB     | 10 Aug 95     | 3    | <b>58.03 Q</b> <b>PB</b> | 0.177    |    |
| 2     | 906 | Genekee LEITH       | JAM     | 25 Oct 95     | 4    | <b>58.05 Q</b> <b>PB</b> | 0.279    |    |
| 3     | 623 | Joan MEDJID         | FRA     | 29 Sep 95     | 5    | <b>58.46 q</b>           | 0.176    |    |
| 4     | 234 | Tia-Adana BELLE     | BAR     | 15 Jun 96     | 6    | <b>58.59</b>             | 0.195    |    |
| 5     | 952 | Akiko ITO           | JPN     | 26 May 95     | 1    | <b>1:00.11</b>           | 0.196    |    |
| 6     | 337 | Ashley TAYLOR       | CAN     | 12 May 95     | 7    | <b>1:00.12</b>           | 0.205    |    |
| 7     | 544 | Maryia ROSHCHYN     | ESP     | 10 Aug 95     | 8    | <b>1:00.37</b>           | 0.231    |    |
| 8     | 861 | Valentina CAVALLERI | ITA     | 08 Dec 95     | 2    | <b>1:00.98</b>           | 0.189    |    |

### Heat 2

3

25 July 2014 19:14 START TIME

27° C TEMPERATURE 37 % HUMIDITY

| PLACE | BIB  | NAME                | COUNTRY | DATE of BIRTH | LANE | RESULT                   | REACTION | Fn |
|-------|------|---------------------|---------|---------------|------|--------------------------|----------|----|
| 1     | 684  | Shona RICHARDS      | GBR     | 01 Sep 95     | 3    | <b>57.08 Q</b>           | 0.146    |    |
| 2     | 1607 | Jade MILLER         | USA     | 13 Jan 95     | 4    | <b>57.28 Q</b>           | 0.216    |    |
| 3     | 331  | Mariam ABDUL-RASHID | CAN     | 21 Sep 97     | 5    | <b>57.89 q</b> <b>PB</b> | 0.213    |    |
| 4     | 462  | Jana REISSOVÁ       | CZE     | 01 Jan 96     | 6    | <b>59.35</b>             | 0.218    |    |
| 5     | 418  | Alena HRUSOCI       | CRO     | 14 Mar 95     | 2    | <b>1:00.44</b>           | 0.236    |    |
| 6     | 720  | Jackie BAUMANN      | GER     | 24 Aug 95     | 8    | <b>1:00.87</b>           | 0.242    |    |
| 7     | 247  | Nenah DE CONINCK    | BEL     | 02 Sep 96     | 7    | <b>1:02.33</b>           | 0.233    |    |
| 8     | 1346 | Aneja SIMONCIC      | SLO     | 05 Jan 98     | 1    | <b>1:02.51</b>           | 0.219    |    |

### Heat 3

3

25 July 2014 19:21 START TIME

27° C TEMPERATURE 37 % HUMIDITY

| PLACE | BIB  | NAME              | COUNTRY | DATE of BIRTH | LANE | RESULT                   | REACTION | Fn |
|-------|------|-------------------|---------|---------------|------|--------------------------|----------|----|
| 1     | 1603 | Shamier LITTLE    | USA     | 20 Mar 95     | 4    | <b>57.18 Q</b>           | 0.274    |    |
| 2     | 867  | Ayomide FOLORUNSO | ITA     | 17 Oct 96     | 3    | <b>58.47 Q</b> <b>PB</b> | 0.213    |    |
| 3     | 1512 | Tetiana MELNYK    | UKR     | 02 Apr 95     | 5    | <b>59.37</b>             | 0.198    |    |
| 4     | 111  | Dihia HADDAR      | ALG     | 29 Apr 95     | 6    | <b>59.40</b>             | 0.225    |    |
| 5     | 685  | Jessica TURNER    | GBR     | 08 Aug 95     | 8    | <b>1:00.39</b>           | 0.209    |    |
| 6     | 162  | Ella SOLIN        | AUS     | 23 Feb 95     | 2    | <b>1:00.62</b>           | 0.221    |    |
| 7     | 735  | Laura GLÄSNER     | GER     | 20 Jan 96     | 7    | <b>1:00.72</b>           | 0.249    |    |
| 8     | 463  | Lenka SVOBODOVÁ   | CZE     | 12 Oct 95     | 1    | <b>1:01.78</b>           | 0.252    |    |



**RESULTS**  
**400 Metres Hurdles Women - Semi-Final**

| ALL-TIME TOP LIST |                         |                    |           | SEASON TOP LIST |                           |                  |           |
|-------------------|-------------------------|--------------------|-----------|-----------------|---------------------------|------------------|-----------|
| RESULT            | NAME                    | VENUE              | DATE      | RESULT          | NAME                      | VENUE            | DATE      |
| 54.40             | Xinq WANG (CHN)         | Nanjing            | 21 Oct 05 | 55.07           | Shamier LITTLE (USA)      | Eugene (HF), OR  | 13 Jun 14 |
| 54.58             | Ristananna TRACEY (JAM) | Kingston (NS), JAM | 24 Jun 11 | 55.63           | Sydney MCLAUGHLIN (USA)   | Eugene (HF), OR  | 6 Jul 14  |
| 54.70             | Lashinda DEMUS (USA)    | Kingston, JAM      | 19 Jul 02 | 56.79           | Shona RICHARDS (GBR)      | Namur, BEL       | 28 May 14 |
| 54.93             | Rui LI (CHN)            | Shanghai           | 22 Oct 97 | 57.22           | Jade MILLER (USA)         | Jacksonville, FL | 30 May 14 |
| 55.07             | Shamier LITTLE (USA)    | Eugene (HF), OR    | 13 Jun 14 | 57.58           | Tia-Adana BELLE (BAR)     | Allendale, MI    | 24 May 14 |
| 55.11             | Kaliese SPENCER (JAM)   | Beijing (CSC)      | 17 Aug 06 | 57.69           | Joan MEDJID (FRA)         | Oordegem-Lede    | 31 May 14 |
| 55.15             | Xiaoxiao HUANG (CHN)    | Guangzhou          | 22 Nov 01 | 57.89           | Mariam ABDUL-RASHID (CAN) | Eugene           | 25 Jul 14 |
| 55.20             | Leslie MAXIE (USA)      | San José, CA       | 9 Jun 84  | 58.03           | Zurian HECHAVARRÍA (CUB)  | Eugene           | 25 Jul 14 |
| 55.20             | Jana PITTMAN (AUS)      | Pietersburg        | 18 Mar 00 | 58.05           | Genekee LEITH (JAM)       | Eugene           | 25 Jul 14 |
| 55.22             | Tiffany WILLIAMS (USA)  | Baton Rouge, LA    | 31 May 02 | 58.18           | Tetiana MELNYK (UKR)      | Kyiv             | 14 Jun 14 |

# SUMMARY



## 400 Metres Hurdles Women - Round 1

First 4 in each heat (Q) and the next 4 fastest (q) advance to the Semi-Finals

| RECORDS                         | RESULT | NAME                              | COUNTRY | AGE                     | VENUE           | DATE                  |
|---------------------------------|--------|-----------------------------------|---------|-------------------------|-----------------|-----------------------|
| World Junior Record <b>WJR</b>  | 54.40  | Xing WANG                         | CHN     | 19                      | Nanjing         | 21 Oct 2005           |
| Championships Record <b>CR</b>  | 54.70  | Lashinda DEMUS                    | USA     | 19                      | Kingston, JAM   | 19 Jul 2002           |
| World Junior Leading <b>WJL</b> | 55.07  | Shamier LITTLE                    | USA     | 19                      | Eugene (HF), OR | 13 Jun 2014           |
| Area Junior Record <b>AJR</b>   |        | National Junior Record <b>NJR</b> |         | Personal Best <b>PB</b> |                 | Season Best <b>SB</b> |

24 July 2014

| RANK | PLACE | HEAT | LANE | BIB  | NAME                  | COUNTRY | DATE of BIRTH | RESULT                   |
|------|-------|------|------|------|-----------------------|---------|---------------|--------------------------|
| 1    | 1     | 1    | 5    | 1607 | Jade MILLER           | USA     | 13 Jan 95     | <b>57.85 Q</b>           |
| 2    | 1     | 5    | 3    | 1603 | Shamier LITTLE        | USA     | 20 Mar 95     | <b>57.94 Q</b>           |
| 3    | 1     | 3    | 8    | 437  | Zurian HECHAVARRÍA    | CUB     | 10 Aug 95     | <b>58.21 Q</b> <b>PB</b> |
| 4    | 2     | 3    | 3    | 684  | Shona RICHARDS        | GBR     | 01 Sep 95     | <b>58.37 Q</b>           |
| 5    | 2     | 1    | 4    | 331  | Mariam ABDUL-RASHID   | CAN     | 21 Sep 97     | <b>58.60 Q</b>           |
| 6    | 3     | 3    | 4    | 867  | Ayomide FOLORUNSO     | ITA     | 17 Oct 96     | <b>58.79 Q</b>           |
| 7    | 2     | 5    | 7    | 111  | Dihia HADDAR          | ALG     | 29 Apr 95     | <b>58.97 Q</b> <b>SB</b> |
| 8    | 1     | 4    | 2    | 234  | Tia-Adana BELLE       | BAR     | 15 Jun 96     | <b>59.05 Q</b>           |
| 9    | 3     | 1    | 3    | 462  | Jana REISSOVÁ         | CZE     | 01 Jan 96     | <b>59.14 Q</b>           |
| 10   | 1     | 2    | 6    | 1512 | Tetiana MELNYK        | UKR     | 02 Apr 95     | <b>59.38 Q</b>           |
| 11   | 3     | 5    | 2    | 685  | Jessica TURNER        | GBR     | 08 Aug 95     | <b>59.58 Q</b>           |
| 12   | 2     | 4    | 7    | 906  | Genekee LEITH         | JAM     | 25 Oct 95     | <b>59.59 Q</b>           |
| 13   | 2     | 2    | 4    | 623  | Joan MEDJID           | FRA     | 29 Sep 95     | <b>59.63 Q</b>           |
| 14   | 4     | 3    | 5    | 544  | Maryia ROSHCHYN       | ESP     | 10 Aug 95     | <b>59.67 Q</b>           |
| 15   | 4     | 1    | 8    | 735  | Laura GLÄSNER         | GER     | 20 Jan 96     | <b>59.78 Q</b>           |
| 16   | 3     | 4    | 3    | 337  | Ashley TAYLOR         | CAN     | 12 May 95     | <b>59.82 Q</b>           |
| 16   | 5     | 1    | 7    | 861  | Valentina CAVALLERI   | ITA     | 08 Dec 95     | <b>59.82 q</b> <b>PB</b> |
| 18   | 4     | 4    | 4    | 463  | Lenka SVOBODOVÁ       | CZE     | 12 Oct 95     | <b>59.97 Q</b>           |
| 19   | 5     | 4    | 8    | 952  | Akiko ITO             | JPN     | 26 May 95     | <b>1:00.06 q</b>         |
| 20   | 3     | 2    | 2    | 247  | Nenah DE CONINCK      | BEL     | 02 Sep 96     | <b>1:00.17 Q</b>         |
| 21   | 4     | 5    | 4    | 720  | Jackie BAUMANN        | GER     | 24 Aug 95     | <b>1:00.22 Q</b>         |
| 22   | 5     | 5    | 8    | 162  | Ella SOLIN            | AUS     | 23 Feb 95     | <b>1:00.27 q</b>         |
| 23   | 6     | 1    | 2    | 418  | Alena HRUSOCI         | CRO     | 14 Mar 95     | <b>1:00.66 q</b>         |
| 24   | 5     | 3    | 2    | 404  | Tatiana SÁNCHEZ       | COL     | 12 Jan 96     | <b>1:00.68</b>           |
| 25   | 7     | 1    | 6    | 1382 | Daniela LEDECKÁ       | SVK     | 04 Nov 96     | <b>1:00.75</b>           |
| 26   | 4     | 2    | 5    | 1346 | Aneja SIMONCIC        | SLO     | 05 Jan 98     | <b>1:00.77 Q</b>         |
| 27   | 6     | 4    | 5    | 1345 | Julija PRAPROTNIK     | SLO     | 02 May 96     | <b>1:00.95</b>           |
| 28   | 5     | 2    | 3    | 225  | Mesha NEWBOLD         | BAH     | 06 Jun 96     | <b>1:01.24</b>           |
| 29   | 6     | 5    | 6    | 1245 | Imola Boglarka BLAZER | ROU     | 19 Mar 97     | <b>1:01.65</b>           |
| 30   | 6     | 2    | 8    | 1422 | Alexandra TIERNEY     | THA     | 23 Feb 96     | <b>1:01.96</b>           |
| 31   | 6     | 3    | 6    | 1257 | Andreea TIMOFEI       | ROU     | 11 Jan 96     | <b>1:02.20</b>           |
| 32   | 7     | 4    | 6    | 226  | Talia THOMPSON        | BAH     | 03 Feb 96     | <b>1:02.33</b>           |
| 33   | 7     | 5    | 5    | 1489 | Büsra YILDIRIM        | TUR     | 10 May 96     | <b>1:02.40</b>           |
| 34   | 7     | 2    | 7    | 573  | Meaza KEBEDE          | ETH     | 16 Apr 96     | <b>1:03.53</b>           |
| 35   | 7     | 3    | 7    | 491  | Virginia VILLALBA     | ECU     | 10 Jul 96     | <b>1:03.73</b>           |
| 36   | 8     | 2    | 1    | 1278 | D'Jané KRIEDEMANN     | RSA     | 13 Aug 96     | <b>1:07.38</b>           |



**SUMMARY**  
**400 Metres Hurdles Women - Round 1**

24 July 2014

| RANK | PLACE | HEAT | LANE | BIB | NAME | COUNTRY | DATE of BIRTH | RESULT |
|------|-------|------|------|-----|------|---------|---------------|--------|
|------|-------|------|------|-----|------|---------|---------------|--------|

| ALL-TIME TOP LIST |                         |                    |           |  | SEASON TOP LIST |                           |                    |           |  |
|-------------------|-------------------------|--------------------|-----------|--|-----------------|---------------------------|--------------------|-----------|--|
| RESULT            | NAME                    | VENUE              | DATE      |  | RESULT          | NAME                      | VENUE              | DATE      |  |
| 54.40             | Xing WANG (CHN)         | Nanjing            | 21 Oct 05 |  | 55.07           | Shamier LITTLE (USA)      | Eugene (HF), OR    | 13 Jun 14 |  |
| 54.58             | Ristananna TRACEY (JAM) | Kingston (NS), JAM | 24 Jun 11 |  | 55.63           | Sydney MCLAUGHLIN (USA)   | Eugene (HF), OR    | 6 Jul 14  |  |
| 54.70             | Lashinda DEMUS (USA)    | Kingston, JAM      | 19 Jul 02 |  | 56.79           | Shona RICHARDS (GBR)      | Namur, BEL         | 28 May 14 |  |
| 54.93             | Rui LI (CHN)            | Shanghai           | 22 Oct 97 |  | 57.22           | Jade MILLER (USA)         | Jacksonville, FL   | 30 May 14 |  |
| 55.07             | Shamier LITTLE (USA)    | Eugene (HF), OR    | 13 Jun 14 |  | 57.58           | Tia-Adana BELLE (BAR)     | Allendale, MI      | 24 May 14 |  |
| 55.11             | Kaliese SPENCER (JAM)   | Beijing (CSC)      | 17 Aug 06 |  | 57.69           | Joan MEDJID (FRA)         | Oordegem-Lede      | 31 May 14 |  |
| 55.15             | Xiaoxiao HUANG (CHN)    | Guangzhou          | 22 Nov 01 |  | 58.18           | Tetiana MELNYK (UKR)      | Kyiv               | 14 Jun 14 |  |
| 55.20             | Leslie MAXIE (USA)      | San José, CA       | 9 Jun 84  |  | 58.20           | Genekee LEITH (JAM)       | Kingston (NS), JAM | 28 Mar 14 |  |
| 55.20             | Jana PITTMAN (AUS)      | Pietersburg        | 18 Mar 00 |  | 58.21           | Zurian HECHAVARRÍA (CUB)  | Eugene             | 24 Jul 14 |  |
| 55.22             | Tiffany WILLIAMS (USA)  | Baton Rouge, LA    | 31 May 02 |  | 58.38           | Mariam ABDUL-RASHID (CAN) | Mississauga        | 7 Jun 14  |  |

Official IAAF Partners



# RESULTS



## 400 Metres Hurdles Women - Round 1

First 4 in each heat (Q) and the next 4 fastest (q) advance to the Semi-Finals

| RECORDS              | RESULT     | NAME                   | COUNTRY        | AGE           | VENUE     | DATE            |             |
|----------------------|------------|------------------------|----------------|---------------|-----------|-----------------|-------------|
| World Junior Record  | <b>WJR</b> | 54.40                  | Xing WANG      | CHN           | 19        | Nanjing         | 21 Oct 2005 |
| Championships Record | <b>CR</b>  | 54.70                  | Lashinda DEMUS | USA           | 19        | Kingston, JAM   | 19 Jul 2002 |
| World Junior Leading | <b>WJL</b> | 55.07                  | Shamier LITTLE | USA           | 19        | Eugene (HF), OR | 13 Jun 2014 |
| Area Junior Record   | <b>AJR</b> | National Junior Record | <b>NJR</b>     | Personal Best | <b>PB</b> | Season Best     | <b>SB</b>   |

### Heat 1

5

24 July 2014 12:44 START TIME

21° C TEMPERATURE 53 % HUMIDITY

| PLACE | BIB  | NAME                | COUNTRY | DATE of BIRTH | LANE | RESULT            | REACTION | Fn |
|-------|------|---------------------|---------|---------------|------|-------------------|----------|----|
| 1     | 1607 | Jade MILLER         | USA     | 13 Jan 95     | 5    | 57.85 Q           | 0.203    |    |
| 2     | 331  | Mariam ABDUL-RASHID | CAN     | 21 Sep 97     | 4    | 58.60 Q           | 0.204    |    |
| 3     | 462  | Jana REISSOVÁ       | CZE     | 01 Jan 96     | 3    | 59.14 Q           | 0.201    |    |
| 4     | 735  | Laura GLÄSNER       | GER     | 20 Jan 96     | 8    | 59.78 Q           | 0.276    |    |
| 5     | 861  | Valentina CAVALLERI | ITA     | 08 Dec 95     | 7    | 59.82 q <b>PB</b> | 0.221    |    |
| 6     | 418  | Alena HRUSOCI       | CRO     | 14 Mar 95     | 2    | 1:00.66 q         | 0.247    |    |
| 7     | 1382 | Daniela LEDECKÁ     | SVK     | 04 Nov 96     | 6    | 1:00.75           | 0.164    |    |

### Heat 2

5

24 July 2014 12:50 START TIME

21° C TEMPERATURE 53 % HUMIDITY

| PLACE | BIB  | NAME              | COUNTRY | DATE of BIRTH | LANE | RESULT    | REACTION | Fn |
|-------|------|-------------------|---------|---------------|------|-----------|----------|----|
| 1     | 1512 | Tetiana MELNYK    | UKR     | 02 Apr 95     | 6    | 59.38 Q   | 0.174    |    |
| 2     | 623  | Joan MEDJID       | FRA     | 29 Sep 95     | 4    | 59.63 Q   | 0.211    |    |
| 3     | 247  | Nenah DE CONINCK  | BEL     | 02 Sep 96     | 2    | 1:00.17 Q | 0.179    |    |
| 4     | 1346 | Aneja SIMONCIC    | SLO     | 05 Jan 98     | 5    | 1:00.77 Q | 0.196    |    |
| 5     | 225  | Mesha NEWBOLD     | BAH     | 06 Jun 96     | 3    | 1:01.24   | 0.219    |    |
| 6     | 1422 | Alexandra TIERNEY | THA     | 23 Feb 96     | 8    | 1:01.96   | 0.204    |    |
| 7     | 573  | Meaza KEBEDE      | ETH     | 16 Apr 96     | 7    | 1:03.53   | 0.227    |    |
| 8     | 1278 | D'Jané KRIEDEMANN | RSA     | 13 Aug 96     | 1    | 1:07.38   | 0.187    |    |

### Heat 3

5

24 July 2014 12:56 START TIME

21° C TEMPERATURE 53 % HUMIDITY

| PLACE | BIB  | NAME               | COUNTRY | DATE of BIRTH | LANE | RESULT            | REACTION | Fn |
|-------|------|--------------------|---------|---------------|------|-------------------|----------|----|
| 1     | 437  | Zurian HECHAVARRÍA | CUB     | 10 Aug 95     | 8    | 58.21 Q <b>PB</b> | 0.215    |    |
| 2     | 684  | Shona RICHARDS     | GBR     | 01 Sep 95     | 3    | 58.37 Q           | 0.163    |    |
| 3     | 867  | Ayomide FOLORUNSO  | ITA     | 17 Oct 96     | 4    | 58.79 Q           | 0.199    |    |
| 4     | 544  | Maryia ROSHCYN     | ESP     | 10 Aug 95     | 5    | 59.67 Q           | 0.182    |    |
| 5     | 404  | Tatiana SÁNCHEZ    | COL     | 12 Jan 96     | 2    | 1:00.68           | 0.190    |    |
| 6     | 1257 | Andreea TIMOFEI    | ROU     | 11 Jan 96     | 6    | 1:02.20           | 0.213    |    |
| 7     | 491  | Virginia VILLALBA  | ECU     | 10 Jul 96     | 7    | 1:03.73           | 0.208    |    |

### Heat 4

5

24 July 2014 13:02 START TIME

21° C TEMPERATURE 53 % HUMIDITY

| PLACE | BIB  | NAME              | COUNTRY | DATE of BIRTH | LANE | RESULT    | REACTION | Fn |
|-------|------|-------------------|---------|---------------|------|-----------|----------|----|
| 1     | 234  | Tia-Adana BELLE   | BAR     | 15 Jun 96     | 2    | 59.05 Q   | 0.193    |    |
| 2     | 906  | Genekee LEITH     | JAM     | 25 Oct 95     | 7    | 59.59 Q   | 0.422    |    |
| 3     | 337  | Ashley TAYLOR     | CAN     | 12 May 95     | 3    | 59.82 Q   | 0.173    |    |
| 4     | 463  | Lenka SVOBODOVÁ   | CZE     | 12 Oct 95     | 4    | 59.97 Q   | 0.146    |    |
| 5     | 952  | Akiko ITO         | JPN     | 26 May 95     | 8    | 1:00.06 q | 0.208    |    |
| 6     | 1345 | Julija PRAPROTNIK | SLO     | 02 May 96     | 5    | 1:00.95   | 0.300    |    |
| 7     | 226  | Talia THOMPSON    | BAH     | 03 Feb 96     | 6    | 1:02.33   | 0.183    |    |



**RESULTS**  
**400 Metres Hurdles Women - Round 1**

**Heat 5**

**5**

24 July 2014 13:08 START TIME

21° C TEMPERATURE 53 % HUMIDITY

| PLACE | BIB  | NAME                         | COUNTRY | DATE of BIRTH | LANE | RESULT           | REACTION | Fn |
|-------|------|------------------------------|---------|---------------|------|------------------|----------|----|
| 1     | 1603 | <b>Shamier LITTLE</b>        | USA     | 20 Mar 95     | 3    | <b>57.94 Q</b>   | 0.222    |    |
| 2     | 111  | <b>Dihia HADDAR</b>          | ALG     | 29 Apr 95     | 7    | <b>58.97 Q</b>   | 0.296    | SB |
| 3     | 685  | <b>Jessica TURNER</b>        | GBR     | 08 Aug 95     | 2    | <b>59.58 Q</b>   | 0.207    |    |
| 4     | 720  | <b>Jackie BAUMANN</b>        | GER     | 24 Aug 95     | 4    | <b>1:00.22 Q</b> | 0.316    |    |
| 5     | 162  | <b>Ella SOLIN</b>            | AUS     | 23 Feb 95     | 8    | <b>1:00.27 q</b> | 0.268    |    |
| 6     | 1245 | <b>Imola Boglarka BLAZER</b> | ROU     | 19 Mar 97     | 6    | <b>1:01.65</b>   | 0.214    |    |
| 7     | 1489 | <b>Büsra YILDIRIM</b>        | TUR     | 10 May 96     | 5    | <b>1:02.40</b>   | 0.233    |    |

**ALL-TIME TOP LIST**

| RESULT | NAME                    | VENUE              | DATE      |
|--------|-------------------------|--------------------|-----------|
| 54.40  | Xinq WANG (CHN)         | Nanjing            | 21 Oct 05 |
| 54.58  | Ristananna TRACEY (JAM) | Kingston (NS), JAM | 24 Jun 11 |
| 54.70  | Lashinda DEMUS (USA)    | Kingston, JAM      | 19 Jul 02 |
| 54.93  | Rui LI (CHN)            | Shanghai           | 22 Oct 97 |
| 55.07  | Shamier LITTLE (USA)    | Eugene (HF), OR    | 13 Jun 14 |
| 55.11  | Kaliese SPENCER (JAM)   | Beijing (CSC)      | 17 Aug 06 |
| 55.15  | Xiaoxiao HUANG (CHN)    | Guangzhou          | 22 Nov 01 |
| 55.20  | Leslie MAXIE (USA)      | San José, CA       | 9 Jun 84  |
| 55.20  | Jana PITTMAN (AUS)      | Pietersburg        | 18 Mar 00 |
| 55.22  | Tiffany WILLIAMS (USA)  | Baton Rouge, LA    | 31 May 02 |

**SEASON TOP LIST**

| RESULT | NAME                      | VENUE              | DATE      |
|--------|---------------------------|--------------------|-----------|
| 55.07  | Shamier LITTLE (USA)      | Eugene (HF), OR    | 13 Jun 14 |
| 55.63  | Sydney MCLAUGHLIN (USA)   | Eugene (HF), OR    | 6 Jul 14  |
| 56.79  | Shona RICHARDS (GBR)      | Namur, BEL         | 28 May 14 |
| 57.22  | Jade MILLER (USA)         | Jacksonville, FL   | 30 May 14 |
| 57.58  | Tia-Adana BELLE (BAR)     | Allendale, MI      | 24 May 14 |
| 57.69  | Joan MEDJID (FRA)         | Oordegem-Lede      | 31 May 14 |
| 58.18  | Tetiana MELNYK (UKR)      | Kyiv               | 14 Jun 14 |
| 58.20  | Genekee LEITH (JAM)       | Kingston (NS), JAM | 28 Mar 14 |
| 58.21  | Zurian HECHAVARRÍA (CUB)  | Eugene             | 24 Jul 14 |
| 58.38  | Mariam ABDUL-RASHID (CAN) | Mississauga        | 7 Jun 14  |





# RESULTS



## High Jump Women - Final

| RECORDS                         | RESULT NAME                       | COUNTRY                 | AGE                   | VENUE           | DATE        |
|---------------------------------|-----------------------------------|-------------------------|-----------------------|-----------------|-------------|
| World Junior Record <b>WJR</b>  | <b>2.01</b> Olga TURCHAK          | URS                     | 19                    | Moskva          | 7 Jul 1986  |
| World Junior Record <b>WJR</b>  | <b>2.01</b> Heike BALCK           | GDR                     | 19                    | Karl-Marx-Stadt | 18 Jun 1989 |
| Championships Record <b>CR</b>  | <b>2.00</b> Alina ASTAFEI         | ROU                     | 19                    | Sudbury         | 29 Jul 1988 |
| World Junior Leading <b>WJL</b> | <b>1.94</b> Eleanor PATTERSON     | AUS                     | 18                    | Gold Coast      | 13 Jul 2014 |
| Area Junior Record <b>AJR</b>   | National Junior Record <b>NJR</b> | Personal Best <b>PB</b> | Season Best <b>SB</b> |                 |             |

**27 July 2014** 14:58 START TIME 26° C 42 %  
TEMPERATURE HUMIDITY  
16:25 END TIME 29° C 35 %

| PLACE | BIB  | NAME               | COUNTRY | DATE of BIRTH | ORDER | RESULT                 | 1.73 | 1.78 | 1.82 | 1.85 | 1.88 | 1.91 | 1.93 | 1.97 |  |  |  |
|-------|------|--------------------|---------|---------------|-------|------------------------|------|------|------|------|------|------|------|------|--|--|--|
| 1     | 680  | Morgan LAKE        | GBR     | 12 May 97     | 12    | <b>1.93</b>            | -    | 0    | 0    | XO   | 0    | 0    | XO   | XXX  |  |  |  |
| 2     | 468  | Michaela HRUBÁ     | CZE     | 21 Feb 98     | 3     | <b>1.91</b> <b>NJR</b> | -    | 0    | 0    | XO   | 0    | XXO  | XXX  |      |  |  |  |
| 3     | 1305 | Irina ILIEVA       | RUS     | 22 Dec 95     | 11    | <b>1.88</b>            | 0    | 0    | 0    | XXO  | XO   | XXX  |      |      |  |  |  |
| 4     | 1606 | Rachel MCCOY       | USA     | 01 Aug 95     | 8     | <b>1.88</b> <b>PB</b>  | 0    | 0    | XO   | 0    | XXO  | XXX  |      |      |  |  |  |
| 5     | 1507 | Iryna GERASHCHENKO | UKR     | 10 Mar 95     | 7     | <b>1.85</b>            | -    | 0    | 0    | 0    | XXX  |      |      |      |  |  |  |
| 5     | 185  | Cassie PURDON      | AUS     | 24 Oct 96     | 2     | <b>1.85</b> <b>PB</b>  | 0    | 0    | 0    | 0    | XXX  |      |      |      |  |  |  |
| 7     | 868  | Erika FURLANI      | ITA     | 02 Jan 96     | 1     | <b>1.85</b>            | 0    | 0    | 0    | XXO  | XXX  |      |      |      |  |  |  |
| 8     | 386  | Lin WANG           | CHN     | 08 Jan 95     | 5     | <b>1.82</b>            | XO   | 0    | XO   | XXX  |      |      |      |      |  |  |  |
| 9     | 421  | Lucija ZUBCIC      | CRO     | 30 Apr 95     | 10    | <b>1.82</b> <b>SB</b>  | 0    | 0    | XXO  | XXX  |      |      |      |      |  |  |  |
| 10    | 435  | Daniellys DUTIL    | CUB     | 12 Feb 95     | 4     | <b>1.78</b>            | 0    | 0    | XXX  |      |      |      |      |      |  |  |  |
| 11    | 917  | Krista-Gay TAYLOR  | JAM     | 09 Apr 95     | 6     | <b>1.73</b>            | 0    | XXX  |      |      |      |      |      |      |  |  |  |
|       | 233  | Akela JONES        | BAR     | 22 Apr 95     | 9     | <b>DNS</b>             |      |      |      |      |      |      |      |      |  |  |  |

| ALL-TIME TOP LIST |                              |                 |           | SEASON TOP LIST |                          |                     |           |
|-------------------|------------------------------|-----------------|-----------|-----------------|--------------------------|---------------------|-----------|
| RESULT            | NAME                         | VENUE           | DATE      | RESULT          | NAME                     | VENUE               | DATE      |
| 2.01              | Olga TURCHAK (URS)           | Moskva          | 7 Jul 86  | 1.94            | Eleanor PATTERSON (AUS)  | Gold Coast          | 13 Jul 14 |
| 2.01              | Heike BALCK (GDR)            | Karl-Marx-Stadt | 18 Jun 89 | 1.94            | Morgan LAKE (GBR)        | Eugene              | 22 Jul 14 |
| 2.00              | Stefka KOSTADINOVA (BUL)     | Sofia           | 25 Aug 84 | 1.92            | Iryna GERASHCHENKO (UKR) | Athina (Filothéi)   | 28 May 14 |
| 2.00              | Alina ASTAFEI (ROU)          | Sudbury         | 29 Jul 88 | 1.91            | Michaela HRUBÁ (CZE)     | Eugene              | 27 Jul 14 |
| 1.98              | Silvia COSTA (CUB)           | Edmonton        | 11 Jul 83 | 1.90            | Vashti CUNNINGHAM (USA)  | Las Vegas, NV       | 17 May 14 |
| 1.98              | Yelena YELESINA (URS)        | Nyíregyháza     | 13 Aug 88 | 1.90            | Irina ILIEVA (RUS)       | Moskva (Znamenskiy) | 29 May 14 |
| 1.97              | Svetlana ISAEVA-LESEVA (BUL) | Sofia           | 25 May 86 | 1.89            | Hannah JOYE (AUS)        | Gold Coast (GU)     | 28 Jun 14 |
| 1.96              | Charmaine GALE-WEAVERS (RSA) | Bloemfontein    | 4 Apr 81  | 1.88            | Lin WANG (CHN)           | Taipei              | 13 Jun 14 |
| 1.96              | Marina KUPTSOVA (RUS)        | Tula, RUS       | 26 Jul 00 | 1.88            | Rachel MCCOY (USA)       | Eugene              | 27 Jul 14 |
| 1.96              | Blanka VLAŠIĆ (CRO)          | Kingston, JAM   | 20 Jul 02 | 1.87            | Erika FURLANI (ITA)      | Pontedera           | 10 May 14 |
| 1.96              | Airiné PALŠYTĖ (LTU)         | Shenzhen        | 21 Aug 11 |                 |                          |                     |           |
| 1.96              | Eleanor PATTERSON (AUS)      | Townsville      | 7 Dec 13  |                 |                          |                     |           |

# SUMMARY



## High Jump Women - Qualification

With qualifying standard of 1.85 (Q) or at least the 12 best performers (q) advance to the Final

| RECORDS              | RESULT     | NAME                   | COUNTRY    | AGE           | VENUE           | DATE        |           |
|----------------------|------------|------------------------|------------|---------------|-----------------|-------------|-----------|
| World Junior Record  | <b>WJR</b> | 2.01 Olga TURCHAK      | URS        | 19            | Moskva          | 7 Jul 1986  |           |
| World Junior Record  | <b>WJR</b> | 2.01 Heike BALCK       | GDR        | 19            | Karl-Marx-Stadt | 18 Jun 1989 |           |
| Championships Record | <b>CR</b>  | 2.00 Alina ASTAFEI     | ROU        | 19            | Sudbury         | 29 Jul 1988 |           |
| World Junior Leading | <b>WJL</b> | 1.94 Eleanor PATTERSON | AUS        | 18            | Gold Coast      | 13 Jul 2014 |           |
| Area Junior Record   | <b>AJR</b> | National Junior Record | <b>NJR</b> | Personal Best | <b>PB</b>       | Season Best | <b>SB</b> |

25 July 2014

| RANK | PLACE | GROUP | BIB  | NAME                    | COUNTRY | DATE of BIRTH | RESULT                  |
|------|-------|-------|------|-------------------------|---------|---------------|-------------------------|
| 1    | 1     | B     | 233  | Akela JONES             | BAR     | 22 Apr 95     | <b>1.85 Q</b> <b>SB</b> |
| 1    | 1     | A     | 1507 | Iryna GERASHCHENKO      | UKR     | 10 Mar 95     | <b>1.85 Q</b>           |
| 3    | 2     | A     | 435  | Daniellys DUTIL         | CUB     | 12 Feb 95     | <b>1.85 Q</b>           |
| 4    | 2     | B     | 1606 | Rachel MCCOY            | USA     | 01 Aug 95     | <b>1.85 Q</b> <b>PB</b> |
| 4    | 3     | A     | 185  | Cassie PURDON           | AUS     | 24 Oct 96     | <b>1.85 Q</b> <b>PB</b> |
| 6    | 3     | B     | 680  | Morgan LAKE             | GBR     | 12 May 97     | <b>1.85 Q</b>           |
| 7    | 4     | A     | 868  | Erika FURLANI           | ITA     | 02 Jan 96     | <b>1.85 Q</b>           |
| 8    | 4     | B     | 468  | Michaela HRUBÁ          | CZE     | 21 Feb 98     | <b>1.82 q</b>           |
| 9    | 5     | B     | 917  | Krista-Gay TAYLOR       | JAM     | 09 Apr 95     | <b>1.82 q</b> <b>PB</b> |
| 9    | 5     | B     | 386  | Lin WANG                | CHN     | 08 Jan 95     | <b>1.82 q</b>           |
| 11   | 5     | A     | 1305 | Irina ILIEVA            | RUS     | 22 Dec 95     | <b>1.82 q</b>           |
| 12   | 6     | A     | 421  | Lucija ZUBCIC           | CRO     | 30 Apr 95     | <b>1.82 q</b> <b>SB</b> |
| 13   | 7     | B     | 593  | Elina KAKKO             | FIN     | 12 Jan 97     | <b>1.82</b> <b>SB</b>   |
| 13   | 7     | A     | 1193 | Paulina BORYS           | POL     | 14 May 98     | <b>1.82</b> <b>PB</b>   |
| 15   | 8     | B     | 874  | Eleonora OMOREGIE       | ITA     | 22 May 96     | <b>1.82</b>             |
| 16   | 9     | B     | 1029 | Gintarė NESTECKYTĖ      | LTU     | 30 Dec 95     | <b>1.79</b>             |
| 16   | 9     | B     | 182  | Nicola MCDERMOTT        | AUS     | 28 Dec 96     | <b>1.79</b>             |
| 16   | 9     | B     | 725  | Sophie FRANK            | GER     | 25 Mar 97     | <b>1.79</b>             |
| 16   | 9     | B     | 439  | Yorgelis RODRÍGUEZ      | CUB     | 25 Jan 95     | <b>1.79</b>             |
| 20   | 8     | A     | 1042 | Rhizlane SIBA           | MAR     | 29 Feb 96     | <b>1.79</b>             |
| 20   | 13    | B     | 617  | Valérie BONNET          | FRA     | 18 Sep 96     | <b>1.79</b>             |
| 22   | 9     | A     | 746  | Leonie REUTER           | GER     | 06 Jan 98     | <b>1.79</b>             |
| 22   | 14    | B     | 296  | Ana Paula DE OLIVEIRA   | BRA     | 08 Aug 96     | <b>1.79</b>             |
| 24   | 10    | A     | 600  | Heta TUURI              | FIN     | 14 Jan 95     | <b>1.79</b>             |
| 25   | 11    | A     | 1034 | Elodie TSHILUMBA        | LUX     | 01 May 98     | <b>1.79</b>             |
| 26   | 12    | A     | 1071 | Ximena Lizbeth ESQUIVEL | MEX     | 22 Aug 97     | <b>1.79</b>             |
| 27   | 13    | A     | 1632 | Bailey WEILAND          | USA     | 23 May 96     | <b>1.75</b>             |
| 27   | 13    | A     | 791  | Petra LUTERÁN           | HUN     | 15 Jun 97     | <b>1.75</b>             |
| 29   | 15    | A     | 459  | Eliška BUCHLOVSKÁ       | CZE     | 27 Aug 98     | <b>1.70</b>             |
|      |       | B     | 1343 | Lara OMERZU             | SLO     | 10 Feb 98     | <b>NM</b>               |



**SUMMARY**  
**High Jump Women - Qualification**

25 July 2014

| RANK | PLACE | GROUP | BIB | NAME | COUNTRY | DATE of BIRTH | RESULT |
|------|-------|-------|-----|------|---------|---------------|--------|
|------|-------|-------|-----|------|---------|---------------|--------|

| ALL-TIME TOP LIST |                              |                 |           | SEASON TOP LIST |                          |                     |           |
|-------------------|------------------------------|-----------------|-----------|-----------------|--------------------------|---------------------|-----------|
| RESULT            | NAME                         | VENUE           | DATE      | RESULT          | NAME                     | VENUE               | DATE      |
| 2.01              | Olga TURCHAK (URS)           | Moskva          | 7 Jul 86  | 1.94            | Eleanor PATTERSON (AUS)  | Gold Coast          | 13 Jul 14 |
| 2.01              | Heike BALCK (GDR)            | Karl-Marx-Stadt | 18 Jun 89 | 1.94            | Morgan LAKE (GBR)        | Eugene              | 22 Jul 14 |
| 2.00              | Stefka KOSTADINOVA (BUL)     | Sofia           | 25 Aug 84 | 1.92            | Iryna GERASHCHENKO (UKR) | Athína (Filothéi)   | 28 May 14 |
| 2.00              | Alina ASTAFEI (ROU)          | Sudbury         | 29 Jul 88 | 1.90            | Vashti CUNNINGHAM (USA)  | Las Vegas, NV       | 17 May 14 |
| 1.98              | Silvia COSTA (CUB)           | Edmonton        | 11 Jul 83 | 1.90            | Irina ILIEVA (RUS)       | Moskva (Znamenskiy) | 29 May 14 |
| 1.98              | Yelena YELESINA (URS)        | Nyíregyháza     | 13 Aug 88 | 1.89            | Hannah JOYE (AUS)        | Gold Coast (GU)     | 28 Jun 14 |
| 1.97              | Svetlana ISAEVA-LESEVA (BUL) | Sofia           | 25 May 86 | 1.88            | Lin WANG (CHN)           | Taipei              | 13 Jun 14 |
| 1.96              | Charmaine GALE-WEAVERS (RSA) | Bloemfontein    | 4 Apr 81  | 1.87            | Erika FURLANI (ITA)      | Pontedera           | 10 May 14 |
| 1.96              | Marina KUPTSOVA (RUS)        | Tula, RUS       | 26 Jul 00 | 1.87            | Michaela HRUBÁ (CZE)     | Baku (Bakhramov)    | 31 May 14 |
| 1.96              | Blanka VLAŠIĆ (CRO)          | Kingston, JAM   | 20 Jul 02 | 1.86            | Nicola MCDERMOTT (AUS)   | Sydney (SOPAC)      | 1 Mar 14  |
| 1.96              | Airiné PALŠYTĖ (LTU)         | Shenzhen        | 21 Aug 11 | 1.86            | Gintarė NESTECKYTĖ (LTU) | Viduklė             | 23 May 14 |
| 1.96              | Eleanor PATTERSON (AUS)      | Townsville      | 7 Dec 13  | 1.86            | Daniellys DUTIL (CUB)    | La Habana (EP)      | 25 May 14 |



## RESULTS



## High Jump Women - Qualification

With qualifying standard of 1.85 (Q) or at least the 12 best performers (q) advance to the Final

| RECORDS              | RESULT     | NAME                   | COUNTRY           | AGE         | VENUE         | DATE                        |
|----------------------|------------|------------------------|-------------------|-------------|---------------|-----------------------------|
| World Junior Record  | <b>WJR</b> | 2.01                   | Olga TURCHAK      | URS         | 19            | Moskva 7 Jul 1986           |
| World Junior Record  | <b>WJR</b> | 2.01                   | Heike BALCK       | GDR         | 19            | Karl-Marx-Stadt 18 Jun 1989 |
| Championships Record | <b>CR</b>  | 2.00                   | Alina ASTAFEI     | ROU         | 19            | Sudbury 29 Jul 1988         |
| World Junior Leading | <b>WJL</b> | 1.94                   | Eleanor PATTERSON | AUS         | 18            | Gold Coast 13 Jul 2014      |
| Area Junior Record   | <b>AJR</b> | National Junior Record |                   | <b>NJR</b>  | Personal Best | <b>PB</b>                   |
|                      |            |                        |                   | Season Best |               | <b>SB</b>                   |

## Group A

25 July 2014

11:55 START TIME

21° C

53 %

TEMPERATURE

HUMIDITY

13:33 END TIME

24° C

41 %

| PLACE | BIB  | NAME                    | COUNTRY | DATE of BIRTH | ORDER | RESULT           | 1.65 | 1.70 | 1.75 | 1.79 | 1.82 | 1.85 |  |  |  |  |
|-------|------|-------------------------|---------|---------------|-------|------------------|------|------|------|------|------|------|--|--|--|--|
| 1     | 1507 | Iryna GERASHCHENKO      | UKR     | 10 Mar 95     | 1     | 1.85 Q           | -    | -    | 0    | 0    | 0    | 0    |  |  |  |  |
| 2     | 435  | Daniellys DUTIL         | CUB     | 12 Feb 95     | 5     | 1.85 Q           | -    | 0    | 0    | 0    | XO   | 0    |  |  |  |  |
| 3     | 185  | Cassie PURDON           | AUS     | 24 Oct 96     | 15    | 1.85 Q <b>PB</b> | -    | XO   | 0    | 0    | XO   | 0    |  |  |  |  |
| 4     | 868  | Erika FURLANI           | ITA     | 02 Jan 96     | 6     | 1.85 Q           | -    | 0    | 0    | 0    | XO   | XXO  |  |  |  |  |
| 5     | 1305 | Irina ILIEVA            | RUS     | 22 Dec 95     | 10    | 1.82 q           | -    | 0    | 0    | XO   | XO   | XXX  |  |  |  |  |
| 6     | 421  | Lucija ZUBCIC           | CRO     | 30 Apr 95     | 4     | 1.82 q <b>SB</b> | -    | 0    | XO   | XXO  | XO   | XXX  |  |  |  |  |
| 7     | 1193 | Paulina BORYS           | POL     | 14 May 98     | 11    | 1.82 <b>PB</b>   | -    | 0    | 0    | XO   | XXO  | XXX  |  |  |  |  |
| 8     | 1042 | Rhizlane SIBA           | MAR     | 29 Feb 96     | 8     | 1.79             | -    | 0    | XO   | 0    | XXX  |      |  |  |  |  |
| 9     | 746  | Leonie REUTER           | GER     | 06 Jan 98     | 3     | 1.79             | 0    | 0    | 0    | XO   | XXX  |      |  |  |  |  |
| 10    | 600  | Heta TUURI              | FIN     | 14 Jan 95     | 12    | 1.79             | 0    | 0    | XO   | XO   | XXX  |      |  |  |  |  |
| 11    | 1034 | Elodie TSHILUMBA        | LUX     | 01 May 98     | 7     | 1.79             | -    | 0    | 0    | XXO  | XXX  |      |  |  |  |  |
| 12    | 1071 | Ximena Lizbeth ESQUIVEL | MEX     | 22 Aug 97     | 14    | 1.79             | -    | 0    | XO   | XXO  | XXX  |      |  |  |  |  |
| 13    | 791  | Petra LUTERÁN           | HUN     | 15 Jun 97     | 2     | 1.75             | 0    | 0    | XO   | XXX  |      |      |  |  |  |  |
| 13    | 1632 | Bailey WEILAND          | USA     | 23 May 96     | 9     | 1.75             | 0    | 0    | XO   | XXX  |      |      |  |  |  |  |
| 15    | 459  | Eliška BUCHLOVSKÁ       | CZE     | 27 Aug 98     | 13    | 1.70             | 0    | 0    | XXX  |      |      |      |  |  |  |  |



**RESULTS**  
**High Jump Women - Qualification**

**Group B**

25 July 2014 11:52 START TIME 21° C TEMPERATURE 53 % HUMIDITY  
13:34 END TIME 24° C 41 %

| PLACE | BIB  | NAME                  | COUNTRY | DATE of BIRTH | ORDER | RESULT           | 1.65 | 1.70 | 1.75 | 1.79 | 1.82 | 1.85 | 1.88 |  |  |  |  |
|-------|------|-----------------------|---------|---------------|-------|------------------|------|------|------|------|------|------|------|--|--|--|--|
| 1     | 233  | Akela JONES           | BAR     | 22 Apr 95     | 7     | 1.85 Q <b>SB</b> | -    | -    | 0    | 0    | -    | 0    |      |  |  |  |  |
| 2     | 1606 | Rachel MCCOY          | USA     | 01 Aug 95     | 15    | 1.85 Q <b>PB</b> | 0    | 0    | 0    | XO   | XO   | 0    |      |  |  |  |  |
| 3     | 680  | Morgan LAKE           | GBR     | 12 May 97     | 14    | 1.85 Q           | -    | -    | 0    | 0    | 0    | XO   |      |  |  |  |  |
| 4     | 468  | Michaela HRUBÁ        | CZE     | 21 Feb 98     | 8     | 1.82 q           | -    | 0    | 0    | 0    | 0    | -    |      |  |  |  |  |
| 5     | 917  | Krista-Gay TAYLOR     | JAM     | 09 Apr 95     | 3     | 1.82 q <b>PB</b> | -    | 0    | 0    | 0    | XO   | XXX  |      |  |  |  |  |
| 5     | 386  | Lin WANG              | CHN     | 08 Jan 95     | 5     | 1.82 q           | -    | 0    | 0    | 0    | XO   | -    |      |  |  |  |  |
| 7     | 593  | Elina KAKKO           | FIN     | 12 Jan 97     | 11    | 1.82 <b>SB</b>   | -    | 0    | 0    | XO   | XXO  | XXX  |      |  |  |  |  |
| 8     | 874  | Eleonora OMOREGIE     | ITA     | 22 May 96     | 2     | 1.82             | 0    | 0    | XO   | XO   | XXO  | XXX  |      |  |  |  |  |
| 9     | 725  | Sophie FRANK          | GER     | 25 Mar 97     | 9     | 1.79             | 0    | 0    | 0    | 0    | XXX  |      |      |  |  |  |  |
| 9     | 182  | Nicola MCDERMOTT      | AUS     | 28 Dec 96     | 10    | 1.79             | -    | 0    | 0    | 0    | XXX  |      |      |  |  |  |  |
| 9     | 1029 | Gintaré NESTECKYTÉ    | LTU     | 30 Dec 95     | 6     | 1.79             | -    | 0    | 0    | 0    | XXX  |      |      |  |  |  |  |
| 9     | 439  | Yorgelis RODRÍGUEZ    | CUB     | 25 Jan 95     | 12    | 1.79             | -    | 0    | 0    | 0    | XXX  |      |      |  |  |  |  |
| 13    | 617  | Valérie BONNET        | FRA     | 18 Sep 96     | 4     | 1.79             | -    | 0    | XO   | 0    | XXX  |      |      |  |  |  |  |
| 14    | 296  | Ana Paula DE OLIVEIRA | BRA     | 08 Aug 96     | 1     | 1.79             | -    | 0    | 0    | XO   | XXX  |      |      |  |  |  |  |
|       | 1343 | Lara OMERZU           | SLO     | 10 Feb 98     | 13    | NM               | -    | XXX  |      |      |      |      |      |  |  |  |  |

| ALL-TIME TOP LIST |                              |                 |           | SEASON TOP LIST |                          |                     |           |
|-------------------|------------------------------|-----------------|-----------|-----------------|--------------------------|---------------------|-----------|
| RESULT            | NAME                         | VENUE           | DATE      | RESULT          | NAME                     | VENUE               | DATE      |
| 2.01              | Olga TURCHAK (URS)           | Moskva          | 7 Jul 86  | 1.94            | Eleanor PATTERSON (AUS)  | Gold Coast          | 13 Jul 14 |
| 2.01              | Heike BALCK (GDR)            | Karl-Marx-Stadt | 18 Jun 89 | 1.94            | Morgan LAKE (GBR)        | Eugene              | 22 Jul 14 |
| 2.00              | Stefka KOSTADINOVA (BUL)     | Sofia           | 25 Aug 84 | 1.92            | Iryna GERASHCHENKO (UKR) | Athina (Filothéi)   | 28 May 14 |
| 2.00              | Alina ASTAFEI (ROU)          | Sudbury         | 29 Jul 88 | 1.90            | Vashti CUNNINGHAM (USA)  | Las Vegas, NV       | 17 May 14 |
| 1.98              | Silvia COSTA (CUB)           | Edmonton        | 11 Jul 83 | 1.90            | Irina ILIEVA (RUS)       | Moskva (Znamenskiy) | 29 May 14 |
| 1.98              | Yelena YELESINA (URS)        | Nyíregyháza     | 13 Aug 88 | 1.89            | Hannah JOYE (AUS)        | Gold Coast (GU)     | 28 Jun 14 |
| 1.97              | Svetlana ISAEVA-LESEVA (BUL) | Sofia           | 25 May 86 | 1.88            | Lin WANG (CHN)           | Taipei              | 13 Jun 14 |
| 1.96              | Charmaine GALE-WEAVERS (RSA) | Bloemfontein    | 4 Apr 81  | 1.87            | Erika FURLANI (ITA)      | Pontedera           | 10 May 14 |
| 1.96              | Marina KUPTSOVA (RUS)        | Tula, RUS       | 26 Jul 00 | 1.87            | Michaela HRUBÁ (CZE)     | Baku (Bakhramov)    | 31 May 14 |
| 1.96              | Blanka VLAŠIĆ (CRO)          | Kingston, JAM   | 20 Jul 02 | 1.86            | Nicola MCDERMOTT (AUS)   | Sydney (SOPAC)      | 1 Mar 14  |
| 1.96              | Airiné PALŠYTÉ (LTU)         | Shenzhen        | 21 Aug 11 | 1.86            | Gintaré NESTECKYTÉ (LTU) | Viduklé             | 23 May 14 |
| 1.96              | Eleanor PATTERSON (AUS)      | Townsville      | 7 Dec 13  | 1.86            | Daniellys DUTIL (CUB)    | La Habana (EP)      | 25 May 14 |



# RESULTS



## Pole Vault Women - Final

| RECORDS              | RESULT     | NAME                   | COUNTRY             | AGE        | VENUE         | DATE                       |
|----------------------|------------|------------------------|---------------------|------------|---------------|----------------------------|
| World Junior Record  | <b>WJR</b> | 4.63                   | Angelica BENGTESSON | SWE        | 18            | Stockholm 22 Feb 2011      |
| Championships Record | <b>CR</b>  | 4.50                   | Angelica BENGTESSON | SWE        | 19            | Barcelona (OS) 14 Jul 2012 |
| World Junior Leading | <b>WJL</b> | 4.50                   | Alena LUTKOVSKAYA   | RUS        | 18            | Eugene 24 Jul 2014         |
| Area Junior Record   | <b>AJR</b> | National Junior Record |                     | <b>NJR</b> | Personal Best | <b>PB</b>                  |
|                      |            | Season Best            |                     | <b>SB</b>  |               |                            |

24 July 2014 17:59 START TIME 23° C 47% HUMIDITY  
20:27 END TIME 21° C 53%

| PLACE | BIB  | NAME                   | COUNTRY | DATE of BIRTH | ORDER | RESULT          | 3.80 | 3.95 | 4.10 | 4.20 | 4.25 | 4.30 | 4.35 | 4.40 | 4.45 | 4.50 | 4.57 |
|-------|------|------------------------|---------|---------------|-------|-----------------|------|------|------|------|------|------|------|------|------|------|------|
| 1     | 1307 | Alena LUTKOVSKAYA      | RUS     | 15 Mar 96     | 7     | 4.50 <b>CR</b>  | -    | -    | -    | 0    | -    | -    | XO   | -    | 0    | XO   | Xr   |
| 2     | 1595 | Desiree FREIER         | USA     | 24 Jul 96     | 10    | 4.45 <b>AJR</b> | -    | -    | 0    | 0    | 0    | 0    | 0    | XO   | 0    | XXX  |      |
| 3     | 1157 | Eliza MCCARTNEY        | NZL     | 11 Dec 96     | 9     | 4.45 <b>NJR</b> | -    | -    | 0    | 0    | -    | XO   | XO   | XO   | XO   | XXX  |      |
| 4     | 179  | Nina KENNEDY           | AUS     | 05 Apr 97     | 11    | 4.40 <b>PB</b>  | -    | 0    | 0    | XO   | -    | XXO  | 0    | 0    | XXX  |      |      |
| 5     | 1311 | Anastasiya SADOVNIKOVA | RUS     | 22 Jun 95     | 3     | 4.25 <b>SB</b>  | -    | -    | XO   | XO   | XO   | XXX  |      |      |      |      |      |
| 6     | 470  | Rebeka SILHANOVÁ       | CZE     | 22 Mar 95     | 12    | 4.25            | -    | XO   | 0    | 0    | XXO  | XXX  |      |      |      |      |      |
| 7     | 1408 | Elienor WERNER         | SWE     | 05 May 98     | 1     | 4.20 <b>PB</b>  | 0    | 0    | 0    | XO   | XXX  |      |      |      |      |      |      |
| 8     | 549  | Reena KOLL             | EST     | 15 Nov 96     | 8     | 4.20 <b>NJR</b> | 0    | 0    | 0    | XXO  | XXX  |      |      |      |      |      |      |
| 9     | 632  | Ninon GUILLON-ROMARIN  | FRA     | 15 Apr 95     | 14    | 4.10            | -    | 0    | 0    | XXX  |      |      |      |      |      |      |      |
| 9     | 595  | Elina LAMPELA          | FIN     | 18 Feb 98     | 13    | 4.10 <b>PB</b>  | 0    | 0    | 0    | XXX  |      |      |      |      |      |      |      |
| 11    | 1593 | Bonnie DRAXLER         | USA     | 13 Oct 95     | 6     | 3.95            | -    | 0    | XXX  |      |      |      |      |      |      |      |      |
| 12    | 1100 | Dominique ESSELAAR     | NED     | 16 Aug 96     | 5     | 3.95            | XO   | 0    | XXX  |      |      |      |      |      |      |      |      |
| 12    | 765  | Yeoryía STEFANÍDI      | GRE     | 17 Sep 95     | 4     | 3.95            | XO   | 0    | XXX  |      |      |      |      |      |      |      |      |
|       | 183  | Emma PHILIPPE          | AUS     | 01 Jun 97     | 2     | DNS             |      |      |      |      |      |      |      |      |      |      |      |

| ALL-TIME TOP LIST |                           |              |           | SEASON TOP LIST |                         |                            |           |
|-------------------|---------------------------|--------------|-----------|-----------------|-------------------------|----------------------------|-----------|
| RESULT            | NAME                      | VENUE        | DATE      | RESULT          | NAME                    | VENUE                      | DATE      |
| 4.58              | Angelica BENGTESSON (SWE) | Sollentuna   | 5 Jul 12  | 4.50            | Alena LUTKOVSKAYA (RUS) | Eugene                     | 24 Jul 14 |
| 4.50              | Valeriya VOLIK (RUS)      | Krasnodar    | 4 Jun 08  | 4.45            | Eliza MCCARTNEY (NZL)   | Eugene                     | 24 Jul 14 |
| 4.50              | Liz PARNOV (AUS)          | Perth, AUS   | 17 Feb 12 | 4.45            | Desiree FREIER (USA)    | Eugene                     | 24 Jul 14 |
| 4.50              | Alena LUTKOVSKAYA (RUS)   | Eugene       | 24 Jul 14 | 4.40            | Nina KENNEDY (AUS)      | Eugene                     | 24 Jul 14 |
| 4.48              | Silke SPIEGELBURG (GER)   | Münster      | 25 Aug 05 | 4.35            | Rebeka SILHANOVÁ (CZE)  | Praha (JUL)                | 9 Jun 14  |
| 4.47              | Elena ISINBAEVA (RUS)     | Budapest-OH  | 10 Feb 01 | 4.35            | Lucy BRYAN (GBR)        | Genève                     | 14 Jun 14 |
| 4.45              | Yingzhu ZHAO (CHN)        | Changsha     | 29 Oct 06 | 4.31            | Robeilys PEINADO (VEN)  | Cali (Pedro Grajales)      | 18 May 14 |
| 4.45              | Linq LI (CHN)             | Hangzhou     | 12 Apr 08 | 4.28            | Kaitlyn MERRITT (USA)   | Rancho Santa Margarita, CA | 16 Apr 14 |
| 4.45              | Marianna ZACHARIADI (CYP) | Pescara (SA) | 30 Jun 09 | 4.27            | Annie RHODES (USA)      | Austin (MMS), TX           | 12 Apr 14 |
| 4.45              | Eliza MCCARTNEY (NZL)     | Eugene       | 24 Jul 14 | 4.27            | Lexi WEEKS (USA)        | Heber Springs, AR          | 17 May 14 |
| 4.45              | Desiree FREIER (USA)      | Eugene       | 24 Jul 14 |                 |                         |                            |           |



# SUMMARY



## Pole Vault Women - Qualification

With qualifying standard of 4.15 (Q) or at least the 12 best performers (q) advance to the Final

**CORRECTION TO RESULT AT 3.90 FOR BIB 249 AND AT 3.75 FOR BIB 382**

| RECORDS                         | RESULT | NAME                              | COUNTRY | AGE                     | VENUE          | DATE                  |
|---------------------------------|--------|-----------------------------------|---------|-------------------------|----------------|-----------------------|
| World Junior Record <b>WJR</b>  | 4.63   | Angelica BENGTTSSON               | SWE     | 18                      | Stockholm      | 22 Feb 2011           |
| Championships Record <b>CR</b>  | 4.50   | Angelica BENGTTSSON               | SWE     | 19                      | Barcelona (OS) | 14 Jul 2012           |
| World Junior Leading <b>WJL</b> | 4.46   | Alena LUTKOVSAYA                  | RUS     | 18                      | Tomblaine      | 27 Jun 2014           |
| Area Junior Record <b>AJR</b>   |        | National Junior Record <b>NJR</b> |         | Personal Best <b>PB</b> |                | Season Best <b>SB</b> |

22 July 2014

| RANK | PLACE | GROUP | BIB  | NAME                   | COUNTRY | DATE of BIRTH | RESULT                  |
|------|-------|-------|------|------------------------|---------|---------------|-------------------------|
| 1    | 1     | A     | 1307 | Alena LUTKOVSAYA       | RUS     | 15 Mar 96     | <b>4.10 q</b>           |
| 1    | 1     | B     | 1311 | Anastasiya SADOVNIKOVA | RUS     | 22 Jun 95     | <b>4.10 q</b>           |
| 1    | 1     | B     | 632  | Ninon GUILLON-ROMARIN  | FRA     | 15 Apr 95     | <b>4.10 q</b>           |
| 1    | 1     | A     | 470  | Rebeka SILHANOVÁ       | CZE     | 22 Mar 95     | <b>4.10 q</b>           |
| 5    | 3     | A     | 1593 | Bonnie DRAXLER         | USA     | 13 Oct 95     | <b>4.10 q</b>           |
| 5    | 3     | A     | 1100 | Dominique ESSELAAR     | NED     | 16 Aug 96     | <b>4.10 q</b> <b>PB</b> |
| 7    | 3     | B     | 595  | Elina LAMPELA          | FIN     | 18 Feb 98     | <b>4.10 q</b> <b>PB</b> |
| 7    | 3     | B     | 179  | Nina KENNEDY           | AUS     | 05 Apr 97     | <b>4.10 q</b>           |
| 9    | 5     | B     | 1408 | Elienor WERNER         | SWE     | 05 May 98     | <b>4.10 q</b>           |
| 9    | 5     | B     | 1157 | Eliza MCCARTNEY        | NZL     | 11 Dec 96     | <b>4.10 q</b>           |
| 11   | 7     | B     | 1595 | Desiree FREIER         | USA     | 24 Jul 96     | <b>4.10 q</b>           |
| 12   | 5     | A     | 183  | Emma PHILIPPE          | AUS     | 01 Jun 97     | <b>4.00 q</b>           |
| 12   | 5     | A     | 549  | Reena KOLL             | EST     | 15 Nov 96     | <b>4.00 q</b>           |
| 12   | 5     | A     | 765  | Yeoryía STEFANÍDI      | GRE     | 17 Sep 95     | <b>4.00 q</b> <b>SB</b> |
| 15   | 8     | B     | 1152 | Lene Onsrud RETZIUS    | NOR     | 04 Jan 96     | <b>4.00</b>             |
| 15   | 8     | B     | 545  | Malen RUIZ DE AZÚA     | ESP     | 17 Nov 95     | <b>4.00</b>             |
| 17   | 8     | A     | 1209 | Kamila PRZYBYLA        | POL     | 03 May 96     | <b>4.00</b>             |
| 18   | 10    | B     | 1511 | Maryna KYLYPKO         | UKR     | 10 Nov 95     | <b>4.00</b>             |
| 19   | 9     | A     | 745  | Rebecca PIETSCH        | GER     | 07 Apr 95     | <b>3.90</b>             |
| 20   | 10    | A     | 633  | Gil LE BRIS            | FRA     | 29 Nov 95     | <b>3.90</b>             |
| 21   | 11    | A     | 1486 | Demet PARLAK           | TUR     | 26 Jul 96     | <b>3.90</b>             |
| 21   | 11    | A     | 1403 | Klara MATTSON          | SWE     | 28 Nov 97     | <b>3.90</b>             |
| 23   | 11    | B     | 249  | Margaux QUIRIN         | BEL     | 23 Aug 95     | <b>3.90</b>             |
| 24   | 12    | B     | 866  | Helen FALDA            | ITA     | 13 Feb 96     | <b>3.90</b>             |
| 25   | 13    | A     | 597  | Wilma MURTO            | FIN     | 11 Jun 98     | <b>3.75</b>             |
| 26   | 14    | A     | 1149 | Paula Nedberget LLANO  | NOR     | 01 May 95     | <b>3.75</b>             |
| 27   | 13    | B     | 348  | Allison HARRIS         | CAN     | 16 May 95     | <b>3.75</b>             |
| 28   | 14    | B     | 382  | Chaoqun LI             | CHN     | 20 Feb 97     | <b>3.75</b>             |
| 28   | 14    | B     | 1340 | Leda KROŠELJ           | SLO     | 30 Nov 97     | <b>3.75</b>             |
|      |       | A     | 1642 | Robeilys PEINADO       | VEN     | 26 Nov 97     | <b>NM</b>               |



**SUMMARY**  
**Pole Vault Women - Qualification**

22 July 2014

| RANK | PLACE | GROUP | BIB | NAME | COUNTRY | DATE of BIRTH | RESULT |
|------|-------|-------|-----|------|---------|---------------|--------|
|------|-------|-------|-----|------|---------|---------------|--------|

| ALL-TIME TOP LIST |                           |                   |           | SEASON TOP LIST |                         |                            |           |
|-------------------|---------------------------|-------------------|-----------|-----------------|-------------------------|----------------------------|-----------|
| RESULT            | NAME                      | VENUE             | DATE      | RESULT          | NAME                    | VENUE                      | DATE      |
| 4.58              | Angelica BENGTTSSON (SWE) | Sollentuna        | 5 Jul 12  | 4.46            | Alena LUTKOVSKAYA (RUS) | Tomblaine                  | 27 Jun 14 |
| 4.50              | Valeriya VOLIK (RUS)      | Krasnodar         | 4 Jun 08  | 4.40            | Eliza MCCARTNEY (NZL)   | Burnaby, CAN               | 10 Jul 14 |
| 4.50              | Liz PARNOV (AUS)          | Perth, AUS        | 17 Feb 12 | 4.35            | Desiree FREIER (USA)    | Austin (MMS), TX           | 29 Mar 14 |
| 4.48              | Silke SPIEGELBURG (GER)   | Münster           | 25 Aug 05 | 4.35            | Rebeka SILHANOVÁ (CZE)  | Praha (JUL)                | 9 Jun 14  |
| 4.47              | Elena ISINBAEVA (RUS)     | Budapest-OH       | 10 Feb 01 | 4.35            | Lucy BRYAN (GBR)        | Genève                     | 14 Jun 14 |
| 4.46              | Alena LUTKOVSKAYA (RUS)   | Tomblaine         | 27 Jun 14 | 4.31            | Robeilys PEINADO (VEN)  | Cali (Pedro Grajales)      | 18 May 14 |
| 4.45              | Yingzhu ZHAO (CHN)        | Changsha          | 29 Oct 06 | 4.30            | Nina KENNEDY (AUS)      | Burnaby, CAN               | 10 Jul 14 |
| 4.45              | Linq LI (CHN)             | Hangzhou          | 12 Apr 08 | 4.28            | Kaitlyn MERRITT (USA)   | Rancho Santa Margarita, CA | 16 Apr 14 |
| 4.45              | Marianna ZACHARIADI (CYP) | Pescara (SA)      | 30 Jun 09 | 4.27            | Annie RHODES (USA)      | Austin (MMS), TX           | 12 Apr 14 |
| 4.42              | Yvonne BUSCHBAUM (GER)    | Rheinau-Freistett | 27 Jun 99 | 4.27            | Lexi WEEKS (USA)        | Heber Springs, AR          | 17 May 14 |
| 4.42              | Sonia MALAVISI (ITA)      | Rieti             | 5 Jul 13  |                 |                         |                            |           |





# RESULTS



## Pole Vault Women - Qualification

With qualifying standard of 4.15 (Q) or at least the 12 best performers (q) advance to the Final

**CORRECTION TO RESULT AT 3.90 FOR BIB 249 AND AT 3.75 FOR BIB 382**

| RECORDS                         | RESULT | NAME                              | COUNTRY | AGE                     | VENUE          | DATE                  |
|---------------------------------|--------|-----------------------------------|---------|-------------------------|----------------|-----------------------|
| World Junior Record <b>WJR</b>  | 4.63   | Angelica BENGTTSSON               | SWE     | 18                      | Stockholm      | 22 Feb 2011           |
| Championships Record <b>CR</b>  | 4.50   | Angelica BENGTTSSON               | SWE     | 19                      | Barcelona (OS) | 14 Jul 2012           |
| World Junior Leading <b>WJL</b> | 4.46   | Alena LUTKOVSKAYA                 | RUS     | 18                      | Tomblaine      | 27 Jun 2014           |
| Area Junior Record <b>AJR</b>   |        | National Junior Record <b>NJR</b> |         | Personal Best <b>PB</b> |                | Season Best <b>SB</b> |

**Group A**

22 July 2014 10:31 START TIME 18° C 73 %  
 12:16 END TIME 22° C 53 %

| PLACE | BIB  | NAME                  | COUNTRY | DATE of BIRTH | ORDER | RESULT           | 3.60 | 3.75 | 3.90 | 4.00 | 4.10 | 4.15 |  |  |  |  |
|-------|------|-----------------------|---------|---------------|-------|------------------|------|------|------|------|------|------|--|--|--|--|
| 1     | 1307 | Alena LUTKOVSKAYA     | RUS     | 15 Mar 96     | 2     | 4.10 q           | -    | -    | -    | -    | 0    |      |  |  |  |  |
| 1     | 470  | Rebeka SILHANOVÁ      | CZE     | 22 Mar 95     | 7     | 4.10 q           | -    | -    | 0    | -    | 0    |      |  |  |  |  |
| 3     | 1593 | Bonnie DRAXLER        | USA     | 13 Oct 95     | 4     | 4.10 q           | -    | 0    | XXO  | XO   | 0    |      |  |  |  |  |
| 3     | 1100 | Dominique ESSELAAR    | NED     | 16 Aug 96     | 9     | 4.10 q <b>PB</b> | XO   | 0    | XXO  | 0    | 0    |      |  |  |  |  |
| 5     | 549  | Reena KOLL            | EST     | 15 Nov 96     | 3     | 4.00 q           | -    | -    | 0    | 0    | XXX  |      |  |  |  |  |
| 5     | 183  | Emma PHILIPPE         | AUS     | 01 Jun 97     | 1     | 4.00 q           | -    | 0    | 0    | 0    | XXX  |      |  |  |  |  |
| 5     | 765  | Yeoryía STEFANÍDI     | GRE     | 17 Sep 95     | 10    | 4.00 q <b>SB</b> | 0    | 0    | 0    | 0    | XXX  |      |  |  |  |  |
| 8     | 1209 | Kamila PRZYBYLA       | POL     | 03 May 96     | 5     | 4.00             | -    | XO   | XXO  | XO   | XXX  |      |  |  |  |  |
| 9     | 745  | Rebecca PIETSCH       | GER     | 07 Apr 95     | 13    | 3.90             | -    | 0    | 0    | XXX  |      |      |  |  |  |  |
| 10    | 633  | Gil LE BRIS           | FRA     | 29 Nov 95     | 11    | 3.90             | -    | XO   | 0    | XXX  |      |      |  |  |  |  |
| 11    | 1403 | Klara MATTSON         | SWE     | 28 Nov 97     | 14    | 3.90             | 0    | XXO  | 0    | XXX  |      |      |  |  |  |  |
| 11    | 1486 | Demet PARLAK          | TUR     | 26 Jul 96     | 15    | 3.90             | XO   | XO   | 0    | XXX  |      |      |  |  |  |  |
| 13    | 597  | Wilma MURTO           | FIN     | 11 Jun 98     | 6     | 3.75             | 0    | 0    | XXX  |      |      |      |  |  |  |  |
| 14    | 1149 | Paula Nedberget LLANO | NOR     | 01 May 95     | 8     | 3.75             | XO   | 0    | XXX  |      |      |      |  |  |  |  |
|       | 1642 | Robeilys PEINADO      | VEN     | 26 Nov 97     | 12    | NM               | -    | XXX  |      |      |      |      |  |  |  |  |



**RESULTS**  
**Pole Vault Women - Qualification**

**Group B**

22 July 2014 10:30 START TIME 18° C TEMPERATURE 73 % HUMIDITY  
12:13 END TIME 23° C

| PLACE | BIB  | NAME                   | COUNTRY | DATE of BIRTH | ORDER | RESULT                  | 3.60 | 3.75 | 3.90 | 4.00 | 4.10 | 4.15 |  |  |  |  |
|-------|------|------------------------|---------|---------------|-------|-------------------------|------|------|------|------|------|------|--|--|--|--|
| 1     | 632  | Ninon GUILLON-ROMARIN  | FRA     | 15 Apr 95     | 8     | <b>4.10</b> q           | -    | -    | 0    | 0    | 0    |      |  |  |  |  |
| 1     | 1311 | Anastasiya SADOVNIKOVA | RUS     | 22 Jun 95     | 2     | <b>4.10</b> q           | -    | -    | -    | 0    | 0    |      |  |  |  |  |
| 3     | 179  | Nina KENNEDY           | AUS     | 05 Apr 97     | 7     | <b>4.10</b> q           | -    | -    | 0    | 0    | XO   |      |  |  |  |  |
| 3     | 595  | Elina LAMPELA          | FIN     | 18 Feb 98     | 12    | <b>4.10</b> q <b>PB</b> | -    | 0    | 0    | 0    | XO   |      |  |  |  |  |
| 5     | 1157 | Eliza MCCARTNEY        | NZL     | 11 Dec 96     | 11    | <b>4.10</b> q           | -    | -    | -    | XO   | XO   |      |  |  |  |  |
| 5     | 1408 | Elienor WERNER         | SWE     | 05 May 98     | 14    | <b>4.10</b> q           | -    | 0    | XO   | 0    | XO   |      |  |  |  |  |
| 7     | 1595 | Desiree FREIER         | USA     | 24 Jul 96     | 13    | <b>4.10</b> q           | -    | -    | -    | -    | XXO  |      |  |  |  |  |
| 8     | 1152 | Lene Onsrud RETZIUS    | NOR     | 04 Jan 96     | 6     | <b>4.00</b>             | -    | -    | XXO  | 0    | XXX  |      |  |  |  |  |
| 8     | 545  | Malen RUIZ DE AZÚA     | ESP     | 17 Nov 95     | 5     | <b>4.00</b>             | 0    | 0    | XXO  | 0    | XXX  |      |  |  |  |  |
| 10    | 1511 | Maryna KYLYPKO         | UKR     | 10 Nov 95     | 4     | <b>4.00</b>             | -    | XO   | XO   | XXO  | XXX  |      |  |  |  |  |
| 11    | 249  | Margaux QUIRIN         | BEL     | 23 Aug 95     | 1     | <b>3.90</b>             | -    | 0    | XO   | XXX  |      |      |  |  |  |  |
| 12    | 866  | Helen FALDA            | ITA     | 13 Feb 96     | 15    | <b>3.90</b>             | 0    | 0    | XXO  | XXX  |      |      |  |  |  |  |
| 13    | 348  | Allison HARRIS         | CAN     | 16 May 95     | 9     | <b>3.75</b>             | XXO  | 0    | XXX  |      |      |      |  |  |  |  |
| 14    | 1340 | Leda KROŠELJ           | SLO     | 30 Nov 97     | 10    | <b>3.75</b>             | 0    | XO   | XXX  |      |      |      |  |  |  |  |
| 14    | 382  | Chaoqun LI             | CHN     | 20 Feb 97     | 3     | <b>3.75</b>             | -    | XO   | XXX  |      |      |      |  |  |  |  |

| ALL-TIME TOP LIST |                           |                   |           | SEASON TOP LIST |                         |                            |           |
|-------------------|---------------------------|-------------------|-----------|-----------------|-------------------------|----------------------------|-----------|
| RESULT            | NAME                      | VENUE             | DATE      | RESULT          | NAME                    | VENUE                      | DATE      |
| 4.58              | Angelica BENGTSSON (SWE)  | Sollentuna        | 5 Jul 12  | 4.46            | Alena LUTKOVSKAYA (RUS) | Tomblaine                  | 27 Jun 14 |
| 4.50              | Valeriya VOLIK (RUS)      | Krasnodar         | 4 Jun 08  | 4.40            | Eliza MCCARTNEY (NZL)   | Burnaby, CAN               | 10 Jul 14 |
| 4.50              | Liz PARNOV (AUS)          | Perth, AUS        | 17 Feb 12 | 4.35            | Desiree FREIER (USA)    | Austin (MMS), TX           | 29 Mar 14 |
| 4.48              | Silke SPIEGELBURG (GER)   | Münster           | 25 Aug 05 | 4.35            | Rebeka SILHANOVÁ (CZE)  | Praha (JUL)                | 9 Jun 14  |
| 4.47              | Elena ISINBAEVA (RUS)     | Budapest-0H       | 10 Feb 01 | 4.35            | Lucy BRYAN (GBR)        | Genève                     | 14 Jun 14 |
| 4.46              | Alena LUTKOVSKAYA (RUS)   | Tomblaine         | 27 Jun 14 | 4.31            | Robeilys PEINADO (VEN)  | Cali (Pedro Grajales)      | 18 May 14 |
| 4.45              | Yingzhu ZHAO (CHN)        | Changsha          | 29 Oct 06 | 4.30            | Nina KENNEDY (AUS)      | Burnaby, CAN               | 10 Jul 14 |
| 4.45              | Ling LI (CHN)             | Hangzhou          | 12 Apr 08 | 4.28            | Kaitlyn MERRITT (USA)   | Rancho Santa Margarita, CA | 16 Apr 14 |
| 4.45              | Marianna ZACHARIADI (CYP) | Pescara (SA)      | 30 Jun 09 | 4.27            | Annie RHODES (USA)      | Austin (MMS), TX           | 12 Apr 14 |
| 4.42              | Yvonne BUSCHBAUM (GER)    | Rheinau-Freistett | 27 Jun 99 | 4.27            | Lexi WEEKS (USA)        | Heber Springs, AR          | 17 May 14 |
| 4.42              | Sonia MALAVISI (ITA)      | Rieti             | 5 Jul 13  |                 |                         |                            |           |



# RESULTS



## Long Jump Women - Final

| RECORDS                         | RESULT NAME                       | COUNTRY                 | AGE                   | VENUE      | DATE        |
|---------------------------------|-----------------------------------|-------------------------|-----------------------|------------|-------------|
| World Junior Record <b>WJR</b>  | <b>7.14</b> Heike DRECHSLER       | GDR                     | 19                    | Bratislava | 4 Jun 1983  |
| Championships Record <b>CR</b>  | <b>6.88</b> Fiona MAY             | GBR                     | 19                    | Sudbury    | 30 Jul 1988 |
| World Junior Leading <b>WJL</b> | <b>6.71</b> Florentina MARINCU    | ROU                     | 18                    | Bucuresti  | 29 Jun 2014 |
| Area Junior Record <b>AJR</b>   | National Junior Record <b>NJR</b> | Personal Best <b>PB</b> | Season Best <b>SB</b> |            |             |

23 July 2014 19:03 START TIME 18° C 56 %  
 TEMPERATURE HUMIDITY  
 20:35 END TIME 17° C 63 %

| PLACE | BIB  | NAME               | COUNTRY | DATE of BIRTH | ORDER | RESULT              | 1            | 2            | 3            | ORDER | 4            | 5            | 6            |
|-------|------|--------------------|---------|---------------|-------|---------------------|--------------|--------------|--------------|-------|--------------|--------------|--------------|
| 1     | 233  | Akela JONES        | BAR     | 22 Apr 95     | 9     | <b>6.34</b><br>-2.7 | 6.32<br>-1.6 | 6.34<br>-2.7 | X<br>+0.7    | 8     | 6.20<br>-2.7 | 6.20<br>-1.9 | 6.31<br>-1.6 |
| 2     | 1142 | Nadia AKPANA ASSA  | NOR     | 22 Dec 95     | 4     | <b>6.31</b><br>-0.4 | 6.22<br>-0.5 | 6.31<br>-0.4 | X<br>-0.8    | 7     | X<br>-0.9    | 5.97<br>-2.8 | 6.20<br>-1.2 |
| 3     | 742  | Maryse LUZOLO      | GER     | 15 Mar 95     | 6     | <b>6.24</b><br>-1.5 | 6.24<br>-1.5 | 6.17<br>-2.3 | 5.97<br>-1.0 | 6     | X<br>-1.1    | 6.06<br>-1.7 | 6.04<br>-1.2 |
| 4     | 1030 | Jogailė PETROKAITĖ | LTU     | 30 Sep 95     | 8     | <b>6.13</b><br>-2.6 | 6.08<br>-1.7 | 6.11<br>-1.5 | 6.08<br>-1.4 | 5     | 6.13<br>-2.6 | 6.08<br>-2.8 | X<br>-1.3    |
| 5     | 1584 | Quanesha BURKS     | USA     | 15 Mar 95     | 12    | <b>6.04</b><br>-1.2 | 6.04<br>+0.9 | 5.46<br>-3.0 | 5.87<br>-2.0 | 4     | 5.64<br>-3.0 | 5.63<br>-1.8 | 6.04<br>-1.2 |
| 6     | 1605 | Jazmin MCCOY       | USA     | 22 Jan 95     | 1     | <b>6.01</b><br>-0.4 | 6.01<br>-0.4 | 5.88<br>+1.5 | X<br>-1.8    | 3     | 5.65<br>-1.4 | 5.62<br>-2.9 | 5.70<br>-2.4 |
| 7     | 636  | Rougui SOW         | FRA     | 07 Jun 95     | 7     | <b>5.98</b><br>-1.8 | 5.91<br>-0.8 | 5.98<br>-1.8 | 5.90<br>-1.8 | 2     | 5.75<br>-2.3 | 5.76<br>-1.8 | X<br>-1.1    |
| 8     | 1402 | Elise MALMBERG     | SWE     | 13 Jul 95     | 11    | <b>5.95</b><br>0.0  | 5.95<br>0.0  | 5.80<br>-2.3 | 5.86<br>-1.5 | 1     | 5.78<br>-2.0 | 5.83<br>-2.3 | 5.78<br>-1.8 |
| 9     | 1505 | Maryna BEKH        | UKR     | 18 Jul 95     | 5     | <b>5.95</b><br>-1.8 | 5.95<br>-1.8 | 5.84<br>-2.2 | X<br>+1.4    |       |              |              |              |
| 10    | 1645 | Génesis ROMERO     | VEN     | 06 Nov 95     | 10    | <b>5.88</b><br>-2.6 | 5.88<br>-2.6 | X<br>-1.3    | 5.87<br>-1.1 |       |              |              |              |
| 11    | 1644 | Yulimar ROJAS      | VEN     | 21 Oct 95     | 2     | <b>5.81</b><br>-0.3 | 5.81<br>-0.3 | 5.64<br>-0.6 | 5.72<br>-0.5 |       |              |              |              |
| 12    | 477  | Martha TRAORÉ      | DEN     | 08 Jan 95     | 3     | <b>5.78</b><br>-0.3 | X<br>-1.7    | 5.78<br>-0.3 | X<br>-2.4    |       |              |              |              |

| ALL-TIME TOP LIST |                           |               |           | SEASON TOP LIST |                          |                    |           |
|-------------------|---------------------------|---------------|-----------|-----------------|--------------------------|--------------------|-----------|
| RESULT            | NAME                      | VENUE         | DATE      | RESULT          | NAME                     | VENUE              | DATE      |
| 7.14              | Heike DRECHSLER (GDR)     | Bratislava    | 4 Jun 83  | 6.71            | Florentina MARINCU (ROU) | Bucuresti          | 29 Jun 14 |
| 7.03              | Darya KLISHINA (RUS)      | Zhukovsky     | 26 Jun 10 | 6.68            | Ese BRUME (NGR)          | Calabar            | 21 Jun 14 |
| 7.00              | Birgit GROSSHENNIG (GDR)  | Berlin        | 9 Jun 84  | 6.55            | Akela JONES (BAR)        | Gulf Shores, AL    | 22 May 14 |
| 6.94              | Maqdalena KHRISTOVA (BUL) | Kalamata      | 22 Jun 96 | 6.52            | Teresa CARVALHO (POR)    | Aubagne            | 15 Jun 14 |
| 6.91              | Anisoara STANCIU (ROU)    | Bucuresti     | 23 May 81 | 6.48            | Yulimar ROJAS (VEN)      | Barquisimeto       | 27 Jun 14 |
| 6.90              | Beverly KINCH (GBR)       | Helsinki      | 14 Aug 83 | 6.45            | Claudette ALLEN (JAM)    | Kingston (NS), JAM | 29 Mar 14 |
| 6.88              | Natalya SHEVCHENKO (URS)  | Sochi         | 26 May 84 | 6.39            | Keturah ORJI (USA)       | Greensboro, NC     | 15 Jun 14 |
| 6.88              | Fiona MAY (GBR)           | Sudbury       | 30 Jul 88 | 6.39            | Nadia AKPANA ASSA (NOR)  | Eugene             | 22 Jul 14 |
| 6.84              | Larisa BALUTA (URS)       | Krasnodar     | 6 Aug 83  | 6.38            | Quanesha BURKS (USA)     | Eugene (HF), OR    | 6 Jul 14  |
| 6.81              | Carol LEWIS (USA)         | Knoxville, TN | 20 Jun 82 | 6.37            | Chyna RIES (USA)         | Eugene (HF), OR    | 6 Jul 14  |
| 6.81              | Yelena DAVYDOVA (URS)     | Krasnodar     | 17 Jul 85 |                 |                          |                    |           |

# SUMMARY



## Long Jump Women - Qualification

With qualifying standard of 6.30 (Q) or at least the 12 best performers (q) advance to the Final

| RECORDS                         | RESULT                            | NAME               | COUNTRY                 | AGE | VENUE                 | DATE        |
|---------------------------------|-----------------------------------|--------------------|-------------------------|-----|-----------------------|-------------|
| World Junior Record <b>WJR</b>  | 7.14                              | Heike DRECHSLER    | GDR                     | 19  | Bratislava            | 4 Jun 1983  |
| Championships Record <b>CR</b>  | 6.88                              | Fiona MAY          | GBR                     | 19  | Sudbury               | 30 Jul 1988 |
| World Junior Leading <b>WJL</b> | 6.71                              | Florentina MARINCU | ROU                     | 18  | Bucuresti             | 29 Jun 2014 |
| Area Junior Record <b>AJR</b>   | National Junior Record <b>NJR</b> |                    | Personal Best <b>PB</b> |     | Season Best <b>SB</b> |             |

22 July 2014

| RANK | PLACE | GROUP | BIB  | NAME                 | COUNTRY | DATE of BIRTH | RESULT                   | WIND   |
|------|-------|-------|------|----------------------|---------|---------------|--------------------------|--------|
| 1    | 1     | B     | 1142 | Nadia AKPANA ASSA    | NOR     | 22 Dec 95     | <b>6.39 Q</b> <b>NJR</b> | +1.3   |
| 2    | 2     | B     | 233  | Akela JONES          | BAR     | 22 Apr 95     | <b>6.32 Q</b>            | -1.1   |
| 3    | 1     | A     | 1030 | Jogailé PETROKAITÉ   | LTU     | 30 Sep 95     | <b>6.30 Q</b>            | -0.2   |
| 4    | 3     | B     | 636  | Rougui SOW           | FRA     | 07 Jun 95     | <b>6.19 q</b>            | -0.5   |
| 5    | 2     | A     | 1605 | Jazmin MCCOY         | USA     | 22 Jan 95     | <b>6.18 q</b>            | +1.3   |
| 6    | 4     | B     | 1645 | Génesis ROMERO       | VEN     | 06 Nov 95     | <b>6.17 q</b>            | +1.0   |
| 7    | 5     | B     | 742  | Maryse LUZOLO        | GER     | 15 Mar 95     | <b>6.15 q</b>            | +1.0   |
| 8    | 3     | A     | 477  | Martha TRAORÉ        | DEN     | 08 Jan 95     | <b>6.14 q</b>            | +0.3   |
| 9    | 6     | B     | 1584 | Quanesha BURKS       | USA     | 15 Mar 95     | <b>6.12 q</b>            | +0.1   |
| 10   | 4     | A     | 1644 | Yulimar ROJAS        | VEN     | 21 Oct 95     | <b>6.05 q</b>            | +0.8   |
| 11   | 5     | A     | 1402 | Elise MALMBERG       | SWE     | 13 Jul 95     | <b>6.04 q</b>            | +0.8   |
| 12   | 6     | A     | 1505 | Maryna BEKH          | UKR     | 18 Jul 95     | <b>6.03 q</b>            | +1.0   |
| 13   | 7     | A     | 180  | Audrey KYRIACOU      | AUS     | 06 Apr 97     | <b>6.02</b>              | +0.2   |
| 14   | 8     | A     | 723  | Anna BÜHLER          | GER     | 03 Jun 97     | <b>6.00</b>              | +1.3   |
| 15   | 9     | A     | 535  | Fátima DIAME         | ESP     | 22 Sep 96     | <b>6.00</b>              | +0.5   |
| 16   | 7     | B     | 1218 | Teresa CARVALHO      | POR     | 03 Jan 95     | <b>5.97</b>              | -1.3   |
| 17   | 8     | B     | 160  | Naa ANANG            | AUS     | 10 Mar 95     | <b>5.97</b>              | -1.3   |
| 18   | 10    | A     | 898  | Claudette ALLEN      | JAM     | 04 Apr 95     | <b>5.97</b>              | -0.6   |
| 19   | 11    | A     | 1272 | Zinzi CHABANGU       | RSA     | 28 Sep 96     | <b>5.95</b>              | -0.7   |
| 20   | 9     | B     | 900  | Annastacia FORRESTER | JAM     | 04 Oct 96     | <b>5.87</b>              | +0.1   |
| 21   | 12    | A     | 687  | Mari DZAGNIDZE       | GEO     | 97            | <b>5.84</b>              | +1.9   |
| 22   | 13    | A     | 416  | Paola BOROVIĆ        | CRO     | 26 Jun 95     | <b>5.83</b>              | -1.1   |
| 23   | 10    | B     | 1324 | Kristal LIBURD       | SKN     | 22 Aug 97     | <b>5.82</b>              | +0.8   |
| 24   | 11    | B     | 962  | Yumi UCHINOKURA      | JPN     | 10 Oct 96     | <b>5.77</b>              | +0.7   |
| 25   | 12    | B     | 383  | Xiaohong LI          | CHN     | 08 Jan 95     | <b>5.72</b>              | +0.5   |
| 26   | 13    | B     | 546  | Cora SALAS           | ESP     | 27 Sep 95     | <b>5.72</b>              | +0.1   |
| 27   | 14    | B     | 445  | Filippa FOTOPOULOU   | CYP     | 20 Dec 96     | <b>5.72</b>              | -1.0   |
| 28   | 15    | B     | 298  | Janaina FERNANDES    | BRA     | 26 Jun 96     | <b>5.71</b>              | -0.3   |
| 29   | 14    | A     | 126  | Satenik HOVHANNISYAN | ARM     | 05 Feb 95     | <b>5.66</b>              | +0.4   |
| 30   | 15    | A     | 1219 | Lucinda GOMES        | POR     | 16 Apr 95     | <b>5.61</b>              | +0.4   |
| 31   | 16    | A     | 388  | Rong WANG            | CHN     | 01 Jul 96     | <b>5.52</b>              | w +2.3 |
| 32   | 16    | B     | 1276 | Carla JOHNSON        | RSA     | 07 May 97     | <b>5.50</b>              | +0.5   |
| 33   | 17    | A     | 1121 | Ese BRUME            | NGR     | 17 Jan 96     | <b>5.18</b>              | -0.3   |
|      |       | B     | 224  | Danielle GIBSON      | BAH     | 05 Apr 96     | <b>NM</b>                |        |



**SUMMARY**  
**Long Jump Women - Qualification**

22 July 2014

| RANK | PLACE | GROUP | BIB | NAME | COUNTRY | DATE of BIRTH | RESULT | WIND |
|------|-------|-------|-----|------|---------|---------------|--------|------|
|------|-------|-------|-----|------|---------|---------------|--------|------|

| ALL-TIME TOP LIST |                           |               |           | SEASON TOP LIST |                          |                    |           |
|-------------------|---------------------------|---------------|-----------|-----------------|--------------------------|--------------------|-----------|
| RESULT            | NAME                      | VENUE         | DATE      | RESULT          | NAME                     | VENUE              | DATE      |
| 7.14              | Heike DRECHSLER (GDR)     | Bratislava    | 4 Jun 83  | 6.71            | Florentina MARINCU (ROU) | Bucuresti          | 29 Jun 14 |
| 7.03              | Darya KLISHINA (RUS)      | Zhukovsky     | 26 Jun 10 | 6.68            | Ese BRUME (NGR)          | Calabar            | 21 Jun 14 |
| 7.00              | Birgit GROSSHENNIG (GDR)  | Berlin        | 9 Jun 84  | 6.55            | Akela JONES (BAR)        | Gulf Shores, AL    | 22 May 14 |
| 6.94              | Maqdalena KHRISTOVA (BUL) | Kalamata      | 22 Jun 96 | 6.52            | Teresa CARVALHO (POR)    | Aubagne            | 15 Jun 14 |
| 6.91              | Anisoara STANCIU (ROU)    | Bucuresti     | 23 May 81 | 6.48            | Yulimar ROJAS (VEN)      | Barquisimeto       | 27 Jun 14 |
| 6.90              | Beverly KINCH (GBR)       | Helsinki      | 14 Aug 83 | 6.45            | Claudette ALLEN (JAM)    | Kingston (NS), JAM | 29 Mar 14 |
| 6.88              | Natalya SHEVCHENKO (URS)  | Sochi         | 26 May 84 | 6.39            | Keturah ORJI (USA)       | Greensboro, NC     | 15 Jun 14 |
| 6.88              | Fiona MAY (GBR)           | Sudbury       | 30 Jul 88 | 6.39            | Nadia AKPANA ASSA (NOR)  | Eugene             | 22 Jul 14 |
| 6.84              | Larisa BALUTA (URS)       | Krasnodar     | 6 Aug 83  | 6.38            | Quanasha BURKS (USA)     | Eugene (HF), OR    | 6 Jul 14  |
| 6.81              | Carol LEWIS (USA)         | Knoxville, TN | 20 Jun 82 | 6.37            | Chyna RIES (USA)         | Eugene (HF), OR    | 6 Jul 14  |
| 6.81              | Yelena DAVYDOVA (URS)     | Krasnodar     | 17 Jul 85 |                 |                          |                    |           |





# RESULTS



## Long Jump Women - Qualification

With qualifying standard of 6.30 (Q) or at least the 12 best performers (q) advance to the Final

| RECORDS                         | RESULT                            | NAME                    | COUNTRY               | AGE | VENUE      | DATE        |
|---------------------------------|-----------------------------------|-------------------------|-----------------------|-----|------------|-------------|
| World Junior Record <b>WJR</b>  | <b>7.14</b>                       | Heike DRECHSLER         | GDR                   | 19  | Bratislava | 4 Jun 1983  |
| Championships Record <b>CR</b>  | <b>6.88</b>                       | Fiona MAY               | GBR                   | 19  | Sudbury    | 30 Jul 1988 |
| World Junior Leading <b>WJL</b> | <b>6.71</b>                       | Florentina MARINCU      | ROU                   | 18  | Bucuresti  | 29 Jun 2014 |
| Area Junior Record <b>AJR</b>   | National Junior Record <b>NJR</b> | Personal Best <b>PB</b> | Season Best <b>SB</b> |     |            |             |

### Group A

22 July 2014 18:45 START TIME 27° C 39 %  
 19:54 END TIME 26° C 42 %

| PLACE | BIB  | NAME                 | COUNTRY | DATE of BIRTH | ORDER | RESULT                | 1            | 2              | 3            |
|-------|------|----------------------|---------|---------------|-------|-----------------------|--------------|----------------|--------------|
| 1     | 1030 | Jogailė PETROKAITĖ   | LTU     | 30 Sep 95     | 11    | <b>6.30</b> Q<br>-0.2 | X<br>+0.3    | X<br>-0.1      | 6.30<br>-0.2 |
| 2     | 1605 | Jazmin MCCOY         | USA     | 22 Jan 95     | 1     | <b>6.18</b> q<br>+1.3 | 6.18<br>+0.1 | 6.18<br>+1.3   | 6.07<br>+1.1 |
| 3     | 477  | Martha TRAORÉ        | DEN     | 08 Jan 95     | 15    | <b>6.14</b> q<br>+0.3 | 6.14<br>+0.3 | 5.72<br>-1.0   | 6.00<br>-0.8 |
| 4     | 1644 | Yulimar ROJAS        | VEN     | 21 Oct 95     | 14    | <b>6.05</b> q<br>+0.8 | 5.81<br>+0.2 | 6.05<br>+0.8   | 5.83<br>+0.9 |
| 5     | 1402 | Elise MALMBERG       | SWE     | 13 Jul 95     | 13    | <b>6.04</b> q<br>+0.8 | 6.04<br>+0.8 | 5.82<br>+0.3   | 5.90<br>+0.1 |
| 6     | 1505 | Maryna BEKH          | UKR     | 18 Jul 95     | 3     | <b>6.03</b> q<br>+1.0 | 5.87<br>-0.2 | 6.03<br>+1.0   | 5.98<br>+0.2 |
| 7     | 180  | Audrey KYRIACOU      | AUS     | 06 Apr 97     | 10    | <b>6.02</b><br>+0.2   | 5.79<br>-0.2 | X<br>+0.1      | 6.02<br>+0.2 |
| 8     | 723  | Anna BÜHLER          | GER     | 03 Jun 97     | 5     | <b>6.00</b><br>+1.3   | 5.85<br>+0.2 | 6.00<br>+1.3   | 5.96<br>+0.4 |
| 9     | 535  | Fátima DIAME         | ESP     | 22 Sep 96     | 4     | <b>6.00</b><br>+0.5   | 5.67<br>+0.2 | 6.00<br>+0.5   | 5.91<br>-0.6 |
| 10    | 898  | Claudette ALLEN      | JAM     | 04 Apr 95     | 17    | <b>5.97</b><br>-0.6   | X<br>+1.5    | 5.97<br>-0.6   | X<br>+1.0    |
| 11    | 1272 | Zinzi CHABANGU       | RSA     | 28 Sep 96     | 9     | <b>5.95</b><br>-0.7   | X<br>-0.6    | X<br>+0.5      | 5.95<br>-0.7 |
| 12    | 687  | Mari DZAGNIDZE       | GEO     | 97            | 8     | <b>5.84</b><br>+1.9   | 5.78<br>+0.1 | 5.84<br>+1.9   | 5.58<br>+0.1 |
| 13    | 416  | Paola BOROVIC        | CRO     | 26 Jun 95     | 12    | <b>5.83</b><br>-1.1   | X<br>+0.8    | X<br>+1.1      | 5.83<br>-1.1 |
| 14    | 126  | Satenik HOVHANNISYAN | ARM     | 05 Feb 95     | 16    | <b>5.66</b><br>+0.4   | 5.66<br>+0.4 | 5.64<br>-0.3   | X            |
| 15    | 1219 | Lucinda GOMES        | POR     | 16 Apr 95     | 6     | <b>5.61</b><br>+0.4   | X            | 5.46<br>+0.6   | 5.61<br>+0.4 |
| 16    | 388  | Rong WANG            | CHN     | 01 Jul 96     | 7     | <b>5.52</b><br>+2.3   | 5.49<br>-0.1 | 5.52 w<br>+2.3 | 5.45<br>+0.4 |
| 17    | 1121 | Ese BRUME            | NGR     | 17 Jan 96     | 2     | <b>5.18</b><br>-0.3   | X<br>+2.2    | X<br>+1.7      | 5.18<br>-0.3 |





**RESULTS**  
**Long Jump Women - Qualification**

| <b>Group B</b> |      | 22 July 2014        | 18:45 START TIME | 27° C         | 39 %     |                                  |              |              |              |
|----------------|------|---------------------|------------------|---------------|----------|----------------------------------|--------------|--------------|--------------|
|                |      | 19:59 END TIME      |                  | TEMPERATURE   | HUMIDITY |                                  |              |              |              |
|                |      |                     |                  | 26° C         | 42 %     |                                  |              |              |              |
| PLACE          | BIB  | NAME                | COUNTRY          | DATE of BIRTH | ORDER    | RESULT                           | 1            | 2            | 3            |
| 1              | 1142 | Nadia AKPANA ASSA   | NOR              | 22 Dec 95     | 1        | <b>6.39</b> Q <b>NJR</b><br>+1.3 | 4.76<br>+0.4 | 6.39<br>+1.3 |              |
| 2              | 233  | Akela JONES         | BAR              | 22 Apr 95     | 17       | <b>6.32</b> Q<br>-1.1            | 6.18<br>+1.6 | 6.08<br>-0.5 | 6.32<br>-1.1 |
| 3              | 636  | Rougui SOW          | FRA              | 07 Jun 95     | 12       | <b>6.19</b> q<br>-0.5            | 5.80<br>-0.1 | 6.19<br>-0.5 | X<br>-1.1    |
| 4              | 1645 | Génesis ROMERO      | VEN              | 06 Nov 95     | 5        | <b>6.17</b> q<br>+1.0            | 5.96<br>0.0  | 6.17<br>+1.0 | 5.94<br>-0.8 |
| 5              | 742  | Maryse LUZOLO       | GER              | 15 Mar 95     | 11       | <b>6.15</b> q<br>+1.0            | 6.15<br>+1.0 | X<br>-0.3    | 6.05<br>+1.0 |
| 6              | 1584 | Quanesha BURKS      | USA              | 15 Mar 95     | 16       | <b>6.12</b> q<br>+0.1            | 5.81<br>+0.5 | 6.12<br>+0.1 | 5.85<br>-1.8 |
| 7              | 1218 | Teresa CARVALHO     | POR              | 03 Jan 95     | 2        | <b>5.97</b><br>-1.3              | 5.78<br>+1.3 | X<br>+0.8    | 5.97<br>-1.3 |
| 8              | 160  | Naa ANANG           | AUS              | 10 Mar 95     | 13       | <b>5.97</b><br>-1.3              | X<br>+0.6    | 5.76<br>-0.7 | 5.97<br>-1.3 |
| 9              | 900  | Anastacia FORRESTER | JAM              | 04 Oct 96     | 7        | <b>5.87</b><br>+0.1              | 5.70<br>-0.3 | 5.87<br>+0.1 | 5.61<br>-0.1 |
| 10             | 1324 | Kristal LIBURD      | SKN              | 22 Aug 97     | 15       | <b>5.82</b><br>+0.8              | 5.80<br>+0.5 | 5.82<br>+0.8 | 5.49<br>-1.6 |
| 11             | 962  | Yumi UCHINOKURA     | JPN              | 10 Oct 96     | 10       | <b>5.77</b><br>+0.7              | X<br>-0.4    | X<br>+0.6    | 5.77<br>+0.7 |
| 12             | 383  | Xiaohong LI         | CHN              | 08 Jan 95     | 3        | <b>5.72</b><br>+0.5              | 5.51<br>-0.4 | 5.72<br>+0.5 | 5.67<br>-1.6 |
| 13             | 546  | Cora SALAS          | ESP              | 27 Sep 95     | 6        | <b>5.72</b><br>+0.1              | 5.72<br>+0.1 | X<br>-0.7    | 5.66<br>-0.3 |
| 14             | 445  | Filippa FOTOPOULOU  | CYP              | 20 Dec 96     | 9        | <b>5.72</b><br>-1.0              | 5.72<br>-1.0 | X<br>+0.8    | 5.61<br>-1.6 |
| 15             | 298  | Janaina FERNANDES   | BRA              | 26 Jun 96     | 4        | <b>5.71</b><br>-0.3              | 5.71<br>-0.3 | 5.46<br>+1.4 | 5.59<br>-0.4 |
| 16             | 1276 | Carla JOHNSON       | RSA              | 07 May 97     | 14       | <b>5.50</b><br>+0.5              | 5.50<br>+0.5 | X<br>+0.4    | 4.35<br>-1.1 |
|                | 224  | Dannielle GIBSON    | BAH              | 05 Apr 96     | 8        | <b>NM</b>                        | X<br>-0.7    | X<br>+0.4    | X<br>-0.7    |

| ALL-TIME TOP LIST |                           |               |           | SEASON TOP LIST |                          |                    |           |
|-------------------|---------------------------|---------------|-----------|-----------------|--------------------------|--------------------|-----------|
| RESULT            | NAME                      | VENUE         | DATE      | RESULT          | NAME                     | VENUE              | DATE      |
| 7.14              | Heike DRECHSLER (GDR)     | Bratislava    | 4 Jun 83  | 6.71            | Florentina MARINCU (ROU) | Bucuresti          | 29 Jun 14 |
| 7.03              | Darya KLISHINA (RUS)      | Zhukovsky     | 26 Jun 10 | 6.68            | Ese BRUME (NGR)          | Calabar            | 21 Jun 14 |
| 7.00              | Birqit GROSSHENNIG (GDR)  | Berlin        | 9 Jun 84  | 6.55            | Akela JONES (BAR)        | Gulf Shores, AL    | 22 May 14 |
| 6.94              | Maqdalena KHRISTOVA (BUL) | Kalamáta      | 22 Jun 96 | 6.52            | Teresa CARVALHO (POR)    | Aubagne            | 15 Jun 14 |
| 6.91              | Anisoara STANCIU (ROU)    | Bucuresti     | 23 May 81 | 6.48            | Yulimar ROJAS (VEN)      | Barquisimeto       | 27 Jun 14 |
| 6.90              | Beverly KINCH (GBR)       | Helsinki      | 14 Aug 83 | 6.45            | Claudette ALLEN (JAM)    | Kingston (NS), JAM | 29 Mar 14 |
| 6.88              | Natalya SHEVCHENKO (URS)  | Sochi         | 26 May 84 | 6.39            | Keturah ORJI (USA)       | Greensboro, NC     | 15 Jun 14 |
| 6.88              | Fiona MAY (GBR)           | Sudbury       | 30 Jul 88 | 6.39            | Nadia AKPANA ASSA (NOR)  | Eugene             | 22 Jul 14 |
| 6.84              | Larisa BALUTA (URS)       | Krasnodar     | 6 Aug 83  | 6.38            | Quanesha BURKS (USA)     | Eugene (HF), OR    | 6 Jul 14  |
| 6.81              | Carol LEWIS (USA)         | Knoxville, TN | 20 Jun 82 | 6.37            | Chyna RIES (USA)         | Eugene (HF), OR    | 6 Jul 14  |
| 6.81              | Yelena DAVYDOVA (URS)     | Krasnodar     | 17 Jul 85 |                 |                          |                    |           |



# RESULTS

## Triple Jump Women - Final



| RECORDS                         | RESULT                            | NAME                    | COUNTRY               | AGE | VENUE          | DATE        |
|---------------------------------|-----------------------------------|-------------------------|-----------------------|-----|----------------|-------------|
| World Junior Record <b>WJR</b>  | <b>14.62</b>                      | Tereza MARINOVA         | BUL                   | 19  | Sydney (SOPAC) | 25 Aug 1996 |
| Championships Record <b>CR</b>  | <b>14.62</b>                      | Tereza MARINOVA         | BUL                   | 19  | Sydney (SOPAC) | 25 Aug 1996 |
| World Junior Leading <b>WJL</b> | <b>14.07</b>                      | Ana PELETEIRO           | ESP                   | 19  | Salamanca      | 12 Jun 2014 |
| Area Junior Record <b>AJR</b>   | National Junior Record <b>NJR</b> | Personal Best <b>PB</b> | Season Best <b>SB</b> |     |                |             |

26 July 2014 15:27 START TIME 30° C 31 %  
 TEMPERATURE HUMIDITY  
 16:51 END TIME 31° C 27 %

| PLACE | BIB  | NAME              | COUNTRY | DATE of BIRTH | ORDER | RESULT               | 1               | 2               | 3               | ORDER | 4               | 5               | 6               |
|-------|------|-------------------|---------|---------------|-------|----------------------|-----------------|-----------------|-----------------|-------|-----------------|-----------------|-----------------|
| 1     | 621  | Rouguy DIALLO     | FRA     | 05 Feb 95     | 4     | <b>14.44</b><br>+3.3 | 14.24 w<br>+3.2 | X<br>+1.5       | 14.44 w<br>+3.3 | 8     | 14.20<br>+1.8   | X<br>+2.6       | 13.98<br>+1.1   |
| 2     | 438  | Liadagmis POVEA   | CUB     | 06 Feb 96     | 10    | <b>14.07</b><br>+3.3 | 14.02<br>+2.0   | 14.07 w<br>+3.3 | 14.02<br>+1.2   | 7     | 13.94 w<br>+2.6 | 14.00 w<br>+2.2 | X<br>+1.4       |
| 3     | 383  | Xiaohong LI       | CHN     | 08 Jan 95     | 11    | <b>14.03</b><br>+2.6 | X<br>+1.5       | 13.75<br>+2.0   | 13.79 w<br>+2.3 | 5     | 14.01 w<br>+4.2 | 14.03 w<br>+2.6 | 13.93 w<br>+2.8 |
| 4     | 1302 | Valeriya FEDOROVA | RUS     | 09 Apr 96     | 12    | <b>13.96</b><br>+3.5 | 13.71 w<br>+3.7 | 13.96 w<br>+3.5 | 13.14<br>+1.7   | 6     | 13.58 w<br>+4.3 | 13.53<br>+0.9   | 13.46<br>+1.1   |
| 5     | 1254 | Elena PANTUROIU   | ROU     | 24 Feb 95     | 7     | <b>13.73</b><br>+3.4 | 13.61<br>+1.7   | X<br>+1.4       | 13.49 w<br>+3.3 | 3     | 13.73 w<br>+3.4 | 13.69 w<br>+3.4 | 12.19 w<br>+2.9 |
| 6     | 542  | Ana PELETEIRO     | ESP     | 02 Dec 95     | 1     | <b>13.71</b><br>+3.2 | X<br>+3.1       | 13.34<br>+1.2   | 13.71 w<br>+3.2 | 4     | 13.63 w<br>+2.5 | 13.62 w<br>+2.4 | 13.54<br>+1.5   |
| 7     | 1617 | Marshay RYAN      | USA     | 04 Feb 95     | 5     | <b>13.60</b><br>+1.0 | 13.28 w<br>+2.7 | 13.53<br>+1.2   | 13.36<br>+1.6   | 2     | 13.21<br>+1.7   | X<br>+1.4       | 13.60<br>+1.0   |
| 8     | 299  | Nubia SOARES      | BRA     | 26 Mar 96     | 9     | <b>13.53</b><br>+3.5 | X<br>+2.4       | 13.42<br>+0.8   | 13.25 w<br>+2.5 | 1     | 13.53 w<br>+3.5 | X<br>+1.6       | X<br>+2.1       |
| 9     | 1610 | Keturah ORJI      | USA     | 05 Mar 96     | 6     | <b>13.29</b><br>+5.1 | 13.29 w<br>+5.1 | 13.23<br>+1.4   | 12.93 w<br>+2.4 |       |                 |                 |                 |
| 10    | 1510 | Anna KRASUTSKA    | UKR     | 20 Jul 95     | 3     | <b>13.08</b><br>+2.7 | 13.08 w<br>+2.7 | 12.91 w<br>+2.5 | 12.93 w<br>+2.7 |       |                 |                 |                 |
| 11    | 862  | Ottavia CESTONARO | ITA     | 12 Jan 95     | 2     | <b>13.03</b><br>+1.5 | X<br>+2.1       | X<br>+1.2       | 13.03<br>+1.5   |       |                 |                 |                 |
| 12    | 178  | Aliyah JOHNSON    | AUS     | 16 Dec 96     | 8     | <b>12.69</b><br>+3.3 | 12.50<br>+1.6   | 12.49 w<br>+2.8 | 12.69 w<br>+3.3 |       |                 |                 |                 |

**NOTE** BIB 542 - Yellow Card - 125.5 Unsporting conduct

| ALL-TIME TOP LIST |                         |                   |           | SEASON TOP LIST |                         |                |           |
|-------------------|-------------------------|-------------------|-----------|-----------------|-------------------------|----------------|-----------|
| RESULT            | NAME                    | VENUE             | DATE      | RESULT          | NAME                    | VENUE          | DATE      |
| 14.62             | Tereza MARINOVA (BUL)   | Sydney (SOPAC)    | 25 Aug 96 | 14.07           | Ana PELETEIRO (ESP)     | Salamanca      | 12 Jun 14 |
| 14.57             | Qiuyan HUANG (CHN)      | Shanghai          | 19 Oct 97 | 13.98           | Rong WANG (CHN)         | Kunshan        | 31 May 14 |
| 14.52             | Anastasiva ILYINA (RUS) | Santiago de Chile | 20 Oct 00 | 13.81           | Elena PANTUROIU (ROU)   | Cluj-Napoca    | 6 Jun 14  |
| 14.46             | Fenqmei PENG (CHN)      | Chengdu           | 18 Apr 98 | 13.77           | Rouguy DIALLO (FRA)     | Eugene         | 24 Jul 14 |
| 14.43             | Kaire LEIBAK (EST)      | Beijing (CSC)     | 17 Aug 06 | 13.73           | Liadagmis POVEA (CUB)   | La Habana (EP) | 10 May 14 |
| 14.38             | Limei XIE (CHN)         | Incheon           | 1 Sep 05  | 13.70           | Xiaohong LI (CHN)       | Zhaoqing       | 20 Apr 14 |
| 14.36             | Ruiping REN (CHN)       | Beijing           | 1 Jun 94  | 13.69           | Valeriya FEDOROVA (RUS) | Cheboksary     | 17 Jun 14 |
| 14.36             | Daileny ALCÁNTARA (CUB) | La Habana (EP)    | 29 May 09 | 13.68           | Nubia SOARES (BRA)      | Uberlândia     | 7 May 14  |
| 14.35             | Yana BORODINA (RUS)     | Moskva            | 15 Jun 11 | 13.64           | Ottavia CESTONARO (ITA) | Aubagne        | 14 Jun 14 |
| 14.32             | Yelena LYSAK (RUS)      | Voronezh          | 18 Jun 94 | 13.61           | Anna KRASUTSKA (UKR)    | Kyiv           | 14 Jun 14 |



# SUMMARY



## Triple Jump Women - Qualification

With qualifying standard of 13.30 (Q) or at least the 12 best performers (q) advance to the Final

| RECORDS                         | RESULT | NAME                              | COUNTRY | AGE                     | VENUE          | DATE                  |
|---------------------------------|--------|-----------------------------------|---------|-------------------------|----------------|-----------------------|
| World Junior Record <b>WJR</b>  | 14.62  | Tereza MARINOVA                   | BUL     | 19                      | Sydney (SOPAC) | 25 Aug 1996           |
| Championships Record <b>CR</b>  | 14.62  | Tereza MARINOVA                   | BUL     | 19                      | Sydney (SOPAC) | 25 Aug 1996           |
| World Junior Leading <b>WJL</b> | 14.07  | Ana PELETEIRO                     | ESP     | 19                      | Salamanca      | 12 Jun 2014           |
| Area Junior Record <b>AJR</b>   |        | National Junior Record <b>NJR</b> |         | Personal Best <b>PB</b> |                | Season Best <b>SB</b> |

24 July 2014

| RANK | PLACE | GROUP | BIB  | NAME                                    | COUNTRY | DATE of BIRTH | RESULT         |            | WIND |
|------|-------|-------|------|---|---------|---------------|----------------|------------|------|
| 1    | 1     | B     | 621  | Rouguy DIALLO                           | FRA     | 05 Feb 95     | <b>13.77 Q</b> | <b>NJR</b> | 0.0  |
| 2    | 2     | B     | 438  | Liadagmis POVEA                         | CUB     | 06 Feb 96     | <b>13.55 Q</b> |            | -0.4 |
| 3    | 3     | B     | 1610 | Keturah ORJI                            | USA     | 05 Mar 96     | <b>13.46 Q</b> | <b>SB</b>  | +0.9 |
| 4    | 1     | A     | 1254 | Elena PANTUROIU                         | ROU     | 24 Feb 95     | <b>13.38 Q</b> |            | +1.5 |
| 5    | 4     | B     | 383  | Xiaohong LI                             | CHN     | 08 Jan 95     | <b>13.38 Q</b> |            | +0.9 |
| 6    | 5     | B     | 542  | Ana PELETEIRO                           | ESP     | 02 Dec 95     | <b>13.30 Q</b> |            | +0.7 |
| 7    | 2     | A     | 299  | Nubia SOARES                            | BRA     | 26 Mar 96     | <b>13.27 q</b> |            | -1.0 |
| 8    | 6     | B     | 178  | Aliyah JOHNSON                          | AUS     | 16 Dec 96     | <b>13.26 q</b> | <b>PB</b>  | +1.3 |
| 9    | 3     | A     | 1302 | Valeriya FEDOROVA                       | RUS     | 09 Apr 96     | <b>13.21 q</b> |            | -0.5 |
| 10   | 4     | A     | 1617 | Marshay RYAN                            | USA     | 04 Feb 95     | <b>13.21 q</b> | w          | +2.3 |
| 11   | 7     | B     | 862  | Ottavia CESTONARO                       | ITA     | 12 Jan 95     | <b>13.16 q</b> |            | +1.7 |
| 12   | 5     | A     | 1510 | Anna KRASUTSKA                          | UKR     | 20 Jul 95     | <b>13.14 q</b> |            | +1.4 |
| 13   | 8     | B     | 297  | Gabriele DOS SANTOS                     | BRA     | 23 Feb 95     | <b>13.13</b>   |            | +1.0 |
| 14   | 9     | B     | 743  | Isabella MARTEN                         | GER     | 12 May 96     | <b>13.11</b>   |            | +1.6 |
| 15   | 10    | B     | 1251 | Andreea LEFCENCO                        | ROU     | 10 May 95     | <b>13.10</b>   |            | -0.2 |
| 16   | 6     | A     | 416  | Paola BOROVIC                           | CRO     | 26 Jun 95     | <b>13.02</b>   | <b>NJR</b> | +0.6 |
| 17   | 7     | A     | 1644 | Yulimar ROJAS                           | VEN     | 21 Oct 95     | <b>12.99</b>   |            | +1.6 |
| 18   | 11    | B     | 1641 | Jhoanmy LUQUE                           | VEN     | 20 Dec 95     | <b>12.97</b>   |            | +0.8 |
| 19   | 12    | B     | 916  | Tamara MONCRIEFFE                       | JAM     | 16 May 96     | <b>12.92</b>   |            | +0.4 |
| 20   | 8     | A     | 388  | Rong WANG                               | CHN     | 01 Jul 96     | <b>12.92</b>   |            | +0.4 |
| 21   | 9     | A     | 1342 | Eva MUSTAR                              | SLO     | 30 Sep 96     | <b>12.88</b>   |            | +1.5 |
| 22   | 10    | A     | 1272 | Zinzi CHABANGU                          | RSA     | 28 Sep 96     | <b>12.84</b>   |            | -0.6 |
| 23   | 13    | B     | 1380 | Monika BANOVIČOVÁ                       | SVK     | 28 Aug 95     | <b>12.81</b>   |            | +1.8 |
| 24   | 14    | B     | 402  | Nhayilla RENTERÍA                       | COL     | 12 Oct 97     | <b>12.60</b>   |            | +0.7 |
| 25   | 11    | A     | 1351 | Vidusha Lakshani HEENATIMULLAGE DON SRI | SRI     | 28 Dec 96     | <b>12.52</b>   |            | +1.7 |
| 26   | 15    | B     | 787  | Eszter BAJNOK                           | HUN     | 26 Apr 97     | <b>12.48</b>   |            | +1.4 |
| 27   | 12    | A     | 864  | Benedetta CUNEO                         | ITA     | 11 Mar 96     | <b>12.47</b>   |            | +0.4 |
| 28   | 13    | A     | 1018 | Elza NORINA                             | LAT     | 14 Jan 95     | <b>12.39</b>   |            | +1.2 |
| 29   | 14    | A     | 1046 | Kirthana RAMASAMY                       | MAS     | 20 Jan 97     | <b>12.32</b>   |            | +0.6 |
| 30   | 16    | B     | 1337 | Tina BOŽIC                              | SLO     | 10 Sep 97     | <b>12.31</b>   | w          | +2.2 |
|      |       | A     | 546  | Cora SALAS                              | ESP     | 27 Sep 95     | <b>NM</b>      |            |      |



**SUMMARY**  
**Triple Jump Women - Qualification**

24 July 2014

| RANK | PLACE | GROUP | BIB | NAME | COUNTRY | DATE of BIRTH | RESULT | WIND |
|------|-------|-------|-----|------|---------|---------------|--------|------|
|------|-------|-------|-----|------|---------|---------------|--------|------|

| ALL-TIME TOP LIST |                          |                   |           | SEASON TOP LIST |                         |                |           |
|-------------------|--------------------------|-------------------|-----------|-----------------|-------------------------|----------------|-----------|
| RESULT            | NAME                     | VENUE             | DATE      | RESULT          | NAME                    | VENUE          | DATE      |
| 14.62             | Tereza MARINOVA (BUL)    | Sydney (SOPAC)    | 25 Aug 96 | 14.07           | Ana PELETEIRO (ESP)     | Salamanca      | 12 Jun 14 |
| 14.57             | Qiuyan HUANG (CHN)       | Shanghai          | 19 Oct 97 | 13.98           | Rong WANG (CHN)         | Kunshan        | 31 May 14 |
| 14.52             | Anastasiya ILYINA (RUS)  | Santiago de Chile | 20 Oct 00 | 13.81           | Elena PANTUROIU (ROU)   | Cluj-Napoca    | 6 Jun 14  |
| 14.46             | Fenqmei PENG (CHN)       | Chengdu           | 18 Apr 98 | 13.77           | Rouquy DIALLO (FRA)     | Eugene         | 24 Jul 14 |
| 14.43             | Kaire LEIBAK (EST)       | Beijing (CSC)     | 17 Aug 06 | 13.73           | Liadaqmis POVEA (CUB)   | La Habana (EP) | 10 May 14 |
| 14.38             | Limei XIE (CHN)          | Incheon           | 1 Sep 05  | 13.70           | Xiaohong LI (CHN)       | Zhaoqing       | 20 Apr 14 |
| 14.36             | Ruiping REN (CHN)        | Beijing           | 1 Jun 94  | 13.69           | Valeriya FEDOROVA (RUS) | Cheboksary     | 17 Jun 14 |
| 14.36             | Dailenys ALCÁNTARA (CUB) | La Habana (EP)    | 29 May 09 | 13.68           | Nubia SOARES (BRA)      | Uberlândia     | 7 May 14  |
| 14.35             | Yana BORODINA (RUS)      | Moskva            | 15 Jun 11 | 13.64           | Ottavia CESTONARO (ITA) | Aubagne        | 14 Jun 14 |
| 14.32             | Yelena LYSAK (RUS)       | Voronezh          | 18 Jun 94 | 13.61           | Anna KRASUTSKA (UKR)    | Kyiv           | 14 Jun 14 |





# RESULTS



## Triple Jump Women - Qualification

With qualifying standard of 13.30 (Q) or at least the 12 best performers (q) advance to the Final

| RECORDS              | RESULT     | NAME                   | COUNTRY    | AGE           | VENUE          | DATE        |
|----------------------|------------|------------------------|------------|---------------|----------------|-------------|
| World Junior Record  | <b>WJR</b> | 14.62 Tereza MARINOVA  | BUL        | 19            | Sydney (SOPAC) | 25 Aug 1996 |
| Championships Record | <b>CR</b>  | 14.62 Tereza MARINOVA  | BUL        | 19            | Sydney (SOPAC) | 25 Aug 1996 |
| World Junior Leading | <b>WJL</b> | 14.07 Ana PELETEIRO    | ESP        | 19            | Salamanca      | 12 Jun 2014 |
| Area Junior Record   | <b>AJR</b> | National Junior Record | <b>NJR</b> | Personal Best | <b>PB</b>      | Season Best |
|                      |            |                        |            |               | <b>SB</b>      |             |

### Group A

24 July 2014 12:04 START TIME 20° C 56 %  
 TEMPERATURE HUMIDITY  
 12:57 END TIME 21° C 53 %

| PLACE | BIB  | NAME                        | COUNTRY | DATE of BIRTH | ORDER | RESULT                          | 1               | 2               | 3             |
|-------|------|-----------------------------|---------|---------------|-------|---------------------------------|-----------------|-----------------|---------------|
| 1     | 1254 | Elena PANTUROIU             | ROU     | 24 Feb 95     | 3     | <b>13.38</b> Q<br>+1.5          | 12.79 w<br>+2.2 | 13.38<br>+1.5   |               |
| 2     | 299  | Nubia SOARES                | BRA     | 26 Mar 96     | 14    | <b>13.27</b> q<br>-1.0          | X<br>+1.2       | X<br>+0.9       | 13.27<br>-1.0 |
| 3     | 1302 | Valeriya FEDOROVA           | RUS     | 09 Apr 96     | 11    | <b>13.21</b> q<br>-0.5          | 13.21<br>-0.5   | 13.15<br>-0.1   | X<br>-1.2     |
| 4     | 1617 | Marshay RYAN                | USA     | 04 Feb 95     | 10    | <b>13.21</b> q<br>+2.3          | X<br>+0.1       | 13.21 w<br>+2.3 | 12.97<br>-1.4 |
| 5     | 1510 | Anna KRASUTSKA              | UKR     | 20 Jul 95     | 15    | <b>13.14</b> q<br>+1.4          | X<br>+2.0       | 13.14<br>+1.4   | 13.04<br>-0.9 |
| 6     | 416  | Paola BOROVIC               | CRO     | 26 Jun 95     | 6     | <b>13.02</b> <b>NJR</b><br>+0.6 | X<br>+0.9       | X<br>+2.2       | 13.02<br>+0.6 |
| 7     | 1644 | Yulimar ROJAS               | VEN     | 21 Oct 95     | 4     | <b>12.99</b><br>+1.6            | 12.99<br>+1.6   | 12.94<br>+0.3   | 12.82<br>+0.6 |
| 8     | 388  | Rong WANG                   | CHN     | 01 Jul 96     | 8     | <b>12.92</b><br>+0.4            | 12.92<br>+0.4   | 12.61<br>+1.2   | 12.82<br>-0.5 |
| 9     | 1342 | Eva MUSTAR                  | SLO     | 30 Sep 96     | 2     | <b>12.88</b><br>+1.5            | X<br>+1.9       | 12.78<br>+0.6   | 12.88<br>+1.5 |
| 10    | 1272 | Zinzi CHABANGU              | RSA     | 28 Sep 96     | 13    | <b>12.84</b><br>-0.6            | 12.19<br>+1.0   | 12.70<br>+1.9   | 12.84<br>-0.6 |
| 11    | 1351 | Vidusha Lakshani HEENATIMUL | SRI     | 28 Dec 96     | 1     | <b>12.52</b><br>+1.7            | 12.23 w<br>+2.2 | 12.52<br>+1.7   | 12.08<br>+1.6 |
| 12    | 864  | Benedetta CUNEO             | ITA     | 11 Mar 96     | 12    | <b>12.47</b><br>+0.4            | 12.31<br>-0.6   | 12.47<br>+0.4   | 12.43<br>-0.9 |
| 13    | 1018 | Elza NORINA                 | LAT     | 14 Jan 95     | 5     | <b>12.39</b><br>+1.2            | X<br>+2.0       | 11.97<br>+1.2   | 12.39<br>+1.2 |
| 14    | 1046 | Kirthana RAMASAMY           | MAS     | 20 Jan 97     | 9     | <b>12.32</b><br>+0.6            | 12.07<br>-0.1   | 12.32<br>+0.6   | 11.94<br>-1.4 |
|       | 546  | Cora SALAS                  | ESP     | 27 Sep 95     | 7     | <b>NM</b>                       | X<br>+0.2       | X<br>+2.5       | X<br>+0.3     |





**RESULTS**  
**Triple Jump Women - Qualification**

| <b>Group B</b> |      | 24 July 2014        | 12:04 START TIME | 20° C         | 56 %     |                                  |                 |                 |               |
|----------------|------|---------------------|------------------|---------------|----------|----------------------------------|-----------------|-----------------|---------------|
|                |      |                     |                  | TEMPERATURE   | HUMIDITY |                                  |                 |                 |               |
|                |      |                     | 12:56 END TIME   | 21° C         | 53 %     |                                  |                 |                 |               |
| PLACE          | BIB  | NAME                | COUNTRY          | DATE of BIRTH | ORDER    | RESULT                           | 1               | 2               | 3             |
| 1              | 621  | Rouquy DIALLO       | FRA              | 05 Feb 95     | 11       | <b>13.77</b> Q <b>NJR</b><br>0.0 | 13.77<br>0.0    |                 |               |
| 2              | 438  | Liadagmis POVEA     | CUB              | 06 Feb 96     | 12       | <b>13.55</b> Q<br>-0.4           | 13.55<br>-0.4   |                 |               |
| 3              | 1610 | Keturah ORJI        | USA              | 05 Mar 96     | 14       | <b>13.46</b> Q <b>SB</b><br>+0.9 | 13.46<br>+0.9   |                 |               |
| 4              | 383  | Xiaohong LI         | CHN              | 08 Jan 95     | 10       | <b>13.38</b> Q<br>+0.9           | 13.38<br>+0.9   |                 |               |
| 5              | 542  | Ana PELETEIRO       | ESP              | 02 Dec 95     | 6        | <b>13.30</b> Q<br>+0.7           | 13.30<br>+0.7   |                 |               |
| 6              | 178  | Aliyah JOHNSON      | AUS              | 16 Dec 96     | 2        | <b>13.26</b> q <b>PB</b><br>+1.3 | 13.26<br>+1.3   | X<br>+0.1       | 13.24<br>+1.9 |
| 7              | 862  | Ottavia CESTONARO   | ITA              | 12 Jan 95     | 15       | <b>13.16</b> q<br>+1.7           | X<br>+1.3       | 13.16<br>+1.7   | X<br>-0.8     |
| 8              | 297  | Gabriele DOS SANTOS | BRA              | 23 Feb 95     | 8        | <b>13.13</b><br>+1.0             | 13.13<br>+1.0   | X<br>+0.4       | 12.58<br>-0.2 |
| 9              | 743  | Isabella MARTEN     | GER              | 12 May 96     | 13       | <b>13.11</b><br>+1.6             | 13.11<br>+1.6   | X<br>+1.0       | 12.87<br>-1.1 |
| 10             | 1251 | Andreea LEFCENCO    | ROU              | 10 May 95     | 9        | <b>13.10</b><br>-0.2             | 13.10<br>-0.2   | 12.74<br>-0.1   | X<br>-0.5     |
| 11             | 1641 | Jhoanmy LUQUE       | VEN              | 20 Dec 95     | 5        | <b>12.97</b><br>+0.8             | 12.89 w<br>+3.0 | 12.80<br>+1.3   | 12.97<br>+0.8 |
| 12             | 916  | Tamara MONCRIEFFE   | JAM              | 16 May 96     | 7        | <b>12.92</b><br>+0.4             | 12.92<br>+0.4   | 12.47<br>+0.3   | 12.86<br>+0.4 |
| 13             | 1380 | Monika BANOVIČOVÁ   | SVK              | 28 Aug 95     | 1        | <b>12.81</b><br>+1.8             | X<br>+1.7       | 12.44<br>+0.5   | 12.81<br>+1.8 |
| 14             | 402  | Nhayilla RENTERÍA   | COL              | 12 Oct 97     | 3        | <b>12.60</b><br>+0.7             | X<br>+1.3       | 12.60<br>+0.7   | X<br>+0.6     |
| 15             | 787  | Eszter BAJNOK       | HUN              | 26 Apr 97     | 16       | <b>12.48</b><br>+1.4             | 12.47<br>+1.2   | 12.48<br>+1.4   | 11.51<br>-0.4 |
| 16             | 1337 | Tina BOŽIC          | SLO              | 10 Sep 97     | 4        | <b>12.31</b><br>+2.2             | X<br>+1.7       | 12.31 w<br>+2.2 | 12.25<br>+1.2 |

| ALL-TIME TOP LIST |                          |                   |           | SEASON TOP LIST |                         |                |           |
|-------------------|--------------------------|-------------------|-----------|-----------------|-------------------------|----------------|-----------|
| RESULT            | NAME                     | VENUE             | DATE      | RESULT          | NAME                    | VENUE          | DATE      |
| 14.62             | Tereza MARINOVA (BUL)    | Sydney (SOPAC)    | 25 Aug 96 | 14.07           | Ana PELETEIRO (ESP)     | Salamanca      | 12 Jun 14 |
| 14.57             | Qiuyan HUANG (CHN)       | Shanghai          | 19 Oct 97 | 13.98           | Rong WANG (CHN)         | Kunshan        | 31 May 14 |
| 14.52             | Anastasiya ILYINA (RUS)  | Santiago de Chile | 20 Oct 00 | 13.81           | Elena PANTUROIU (ROU)   | Cluj-Napoca    | 6 Jun 14  |
| 14.46             | Fenqmei PENG (CHN)       | Chengdu           | 18 Apr 98 | 13.77           | Rouquy DIALLO (FRA)     | Eugene         | 24 Jul 14 |
| 14.43             | Kaire LEIBAK (EST)       | Beijing (CSC)     | 17 Aug 06 | 13.73           | Liadagmis POVEA (CUB)   | La Habana (EP) | 10 May 14 |
| 14.38             | Limei XIE (CHN)          | Incheon           | 1 Sep 05  | 13.70           | Xiaohong LI (CHN)       | Zhaoqing       | 20 Apr 14 |
| 14.36             | Ruiping REN (CHN)        | Beijing           | 1 Jun 94  | 13.69           | Valeriya FEDOROVA (RUS) | Cheboksary     | 17 Jun 14 |
| 14.36             | Dailenys ALCÁNTARA (CUB) | La Habana (EP)    | 29 May 09 | 13.68           | Nubia SOARES (BRA)      | Uberlândia     | 7 May 14  |
| 14.35             | Yana BORODINA (RUS)      | Moskva            | 15 Jun 11 | 13.64           | Ottavia CESTONARO (ITA) | Aubagne        | 14 Jun 14 |
| 14.32             | Yelena LYSAK (RUS)       | Voronezh          | 18 Jun 94 | 13.61           | Anna KRASUTSKA (UKR)    | Kyiv           | 14 Jun 14 |



# RESULTS



## Shot Put Women - Final

| RECORDS                         | RESULT                            | NAME                    | COUNTRY               | AGE | VENUE      | DATE        |
|---------------------------------|-----------------------------------|-------------------------|-----------------------|-----|------------|-------------|
| World Junior Record <b>WJR</b>  | <b>20.54</b>                      | Astrid KUMBERNUSS       | GDR                   | 19  | Orimattila | 1 Jul 1989  |
| Championships Record <b>CR</b>  | <b>18.76</b>                      | Xiaoyan CHENG           | CHN                   | 19  | Lisboa     | 21 Jul 1994 |
| World Junior Leading <b>WJL</b> | <b>18.08</b>                      | Tianqian GUO            | CHN                   | 19  | Jinan      | 13 Jul 2014 |
| Area Junior Record <b>AJR</b>   | National Junior Record <b>NJR</b> | Personal Best <b>PB</b> | Season Best <b>SB</b> |     |            |             |

25 July 2014 18:32 START TIME 28° C 33 %  
 TEMPERATURE HUMIDITY  
 19:28 END TIME 27° C 37 %

| PLACE | BIB  | NAME               | COUNTRY | DATE of BIRTH | ORDER | RESULT       | 1          | 2     | 3     | ORDER | 4     | 5     | 6           |
|-------|------|--------------------|---------|---------------|-------|--------------|------------|-------|-------|-------|-------|-------|-------------|
| 1     | 381  | Tianqian GUO       | CHN     | 01 Jun 95     | 3     | <b>17.71</b> | 16.96      | 17.29 | 17.21 | 8     | 17.71 | 17.52 | 17.29       |
| 2     | 1618 | Raven SAUNDERS     | USA     | 15 May 96     | 11    | <b>16.63</b> | 14.38      | 16.36 | 15.48 | 6     | 15.48 | 15.85 | 16.63       |
| 3     | 1481 | Emel DERELI        | TUR     | 25 Feb 96     | 6     | <b>16.55</b> | X          | 16.55 | 16.41 | 7     | 16.45 | 16.50 | 16.28       |
| 4     | 390  | Jiaqi XU           | CHN     | 03 Feb 95     | 9     | <b>16.32</b> | X          | 16.32 | X     | 5     | 15.82 | 15.85 | 15.94       |
| 5     | 1198 | Klaudia KARDASZ    | POL     | 02 May 96     | 12    | <b>16.29</b> | <b>PB</b>  | 16.06 | 16.29 | 15.60 | 4     | 16.16 | X 15.79     |
| 6     | 1405 | Fanny ROOS         | SWE     | 02 Jan 95     | 4     | <b>16.29</b> | <b>NJR</b> | 15.50 | 15.68 | 15.83 | 1     | 15.78 | X 16.29     |
| 7     | 1301 | Elena BEZRUCHENKO  | RUS     | 23 Jul 96     | 5     | <b>16.24</b> | <b>PB</b>  | 15.98 | 16.24 | 15.80 | 3     | 15.66 | 16.10 16.24 |
| 8     | 1277 | Lezaan JORDAAN     | RSA     | 17 Oct 95     | 8     | <b>16.15</b> | <b>PB</b>  | 15.44 | 15.79 | 16.14 | 2     | 15.30 | 16.15 X     |
| 9     | 440  | Saily VIART        | CUB     | 10 Sep 95     | 10    | <b>15.62</b> | 15.62      | X     | X     |       |       |       |             |
| 10    | 552  | Kätlin PIIRIMÄE    | EST     | 08 Nov 95     | 7     | <b>15.49</b> | 15.48      | X     | 15.49 |       |       |       |             |
| 11    | 1128 | Nwanneka OKWEOLOGU | NGR     | 05 May 95     | 1     | <b>14.77</b> | 14.58      | 14.77 | 14.51 |       |       |       |             |
| 12    | 737  | Laura JOKEIT       | GER     | 16 Aug 95     | 2     | <b>14.61</b> | 14.61      | X     | 14.37 |       |       |       |             |

| ALL-TIME TOP LIST |                         |                 |           | SEASON TOP LIST |                          |                     |           |
|-------------------|-------------------------|-----------------|-----------|-----------------|--------------------------|---------------------|-----------|
| RESULT            | NAME                    | VENUE           | DATE      | RESULT          | NAME                     | VENUE               | DATE      |
| 20.54             | Astrid KUMBERNUSS (GDR) | Orimattila      | 1 Jul 89  | 18.08           | Tianqian GUO (CHN)       | Jinan               | 13 Jul 14 |
| 20.24             | Heidi KRIEGER (GDR)     | Split           | 30 Apr 84 | 17.93           | Emel DERELI (TUR)        | Izmir               | 4 Jun 14  |
| 20.23             | Ilke WYLUDDA (GER)      | Karl-Marx-Stadt | 16 Jul 88 | 17.28           | Raven SAUNDERS (USA)     | Columbia (SVHS), SC | 12 Apr 14 |
| 20.12             | Ilona BRIESENICK (GDR)  | Erfurt          | 23 Aug 75 | 17.04           | Saily VIART (CUB)        | La Habana (EP)      | 24 May 14 |
| 20.02             | Xiaoyan CHENG (CHN)     | Beijing         | 5 Jun 94  | 16.94           | Alëna BUGAKOVA (RUS)     | Moskva (Znamenskiy) | 17 Jul 14 |
| 19.90             | Stephanie STORP (FRG)   | Hamburg         | 16 Aug 87 | 16.68           | Aaliyah PETE (USA)       | Fayetteville, AR    | 29 May 14 |
| 19.63             | Yawen WANG (CHN)        | Shijiazhuang    | 25 Apr 92 | 16.51           | Yiliena OTAMENDI (CUB)   | La Habana (EP)      | 7 Mar 14  |
| 19.57             | Grit HAUPT-HAMMER (GDR) | Gera            | 7 Jul 84  | 16.50           | Jiaqi XU (CHN)           | Taipei              | 12 Jun 14 |
| 19.48             | Ines WITTICH (GDR)      | Leipzig         | 29 Jul 87 | 16.46           | Kätlin PIIRIMÄE (EST)    | Tallinn (Audentes)  | 16 May 14 |
| 19.46             | Lijiao GONG (CHN)       | Beijing (NS)    | 16 Aug 08 | 16.39           | Stamatia SCARVELIS (USA) | Goleta, CA          | 1 May 14  |



# SUMMARY



## Shot Put Women - Qualification

With qualifying standard of 15.80 (Q) or at least the 12 best performers (q) advance to the Final

| RECORDS                         | RESULT                            | NAME              | COUNTRY                 | AGE | VENUE                 | DATE        |
|---------------------------------|-----------------------------------|-------------------|-------------------------|-----|-----------------------|-------------|
| World Junior Record <b>WJR</b>  | <b>20.54</b>                      | Astrid KUMBERNUSS | GDR                     | 19  | Orimattila            | 1 Jul 1989  |
| Championships Record <b>CR</b>  | <b>18.76</b>                      | Xiaoyan CHENG     | CHN                     | 19  | Lisboa                | 21 Jul 1994 |
| World Junior Leading <b>WJL</b> | <b>18.08</b>                      | Tianqian GUO      | CHN                     | 19  | Jinan                 | 13 Jul 2014 |
| Area Junior Record <b>AJR</b>   | National Junior Record <b>NJR</b> |                   | Personal Best <b>PB</b> |     | Season Best <b>SB</b> |             |

25 July 2014

| RANK | PLACE | GROUP | BIB  | NAME                                | COUNTRY | DATE of BIRTH | RESULT                 |
|------|-------|-------|------|-------------------------------------|---------|---------------|------------------------|
| 1    | 1     | B     | 1618 | Raven SAUNDERS                      | USA     | 15 May 96     | <b>16.73 Q</b>         |
| 2    | 1     | A     | 381  | Tianqian GUO                        | CHN     | 01 Jun 95     | <b>16.59 Q</b>         |
| 3    | 2     | B     | 1481 | Emel DERELI                         | TUR     | 25 Feb 96     | <b>16.15 Q</b>         |
| 4    | 2     | A     | 1405 | Fanny ROOS                          | SWE     | 02 Jan 95     | <b>16.03 Q</b>         |
| 5    | 3     | A     | 440  | Saily VIART                         | CUB     | 10 Sep 95     | <b>15.95 Q</b>         |
| 6    | 3     | B     | 1198 | Klaudia KARDASZ                     | POL     | 02 May 96     | <b>15.94 Q</b>         |
| 7    | 4     | B     | 1277 | Lezaan JORDAAN                      | RSA     | 17 Oct 95     | <b>15.82 Q</b>         |
| 8    | 4     | A     | 1301 | Elena BEZRUCHENKO                   | RUS     | 23 Jul 96     | <b>15.81 Q</b>         |
| 9    | 5     | A     | 737  | Laura JOKEIT                        | GER     | 16 Aug 95     | <b>15.33 q</b>         |
| 10   | 6     | A     | 1128 | Nwanneka OKWELOGU                   | NGR     | 05 May 95     | <b>15.13 q</b>         |
| 11   | 7     | A     | 552  | Kätlin PIIRIMÄE                     | EST     | 08 Nov 95     | <b>15.09 q</b>         |
| 12   | 5     | B     | 390  | Jiaqi XU                            | CHN     | 03 Feb 95     | <b>15.08 q</b>         |
| 13   | 6     | B     | 738  | Alina KENZEL                        | GER     | 10 Aug 97     | <b>14.86</b>           |
| 14   | 7     | B     | 1006 | Mina LEE                            | KOR     | 25 Oct 95     | <b>14.85</b> <b>SB</b> |
| 15   | 8     | A     | 1246 | Lenuta BURUEANA                     | ROU     | 29 Apr 96     | <b>14.54</b>           |
| 16   | 8     | B     | 295  | Izabela DA SILVA                    | BRA     | 02 Aug 95     | <b>14.54</b>           |
| 17   | 9     | B     | 263  | Alena PASECHNIK                     | BLR     | 19 Apr 95     | <b>14.48</b>           |
| 18   | 9     | A     | 266  | Grace CONLEY                        | BOL     | 05 Feb 96     | <b>14.30</b> <b>SB</b> |
| 19   | 10    | B     | 305  | Noora Salem JASIM                   | BRN     | 27 Nov 96     | <b>14.28</b>           |
| 20   | 10    | A     | 1458 | Portious WARREN                     | TTO     | 02 Mar 96     | <b>14.22</b>           |
| 21   | 11    | B     | 117  | Jess ST. JOHN                       | ANT     | 13 Dec 95     | <b>14.00</b>           |
| 22   | 12    | B     | 903  | Gleneve GRANGE                      | JAM     | 06 Jul 95     | <b>13.95</b>           |
| 23   | 11    | A     | 1519 | Cecilia RODRÍGUEZ                   | URU     | 09 Jun 95     | <b>13.88</b>           |
| 24   | 12    | A     | 901  | Rochelle FRAZER                     | JAM     | 27 Jun 96     | <b>13.78</b>           |
| 25   | 13    | B     | 1033 | Stéphanie KRUMLOVSKY                | LUX     | 12 Jun 95     | <b>13.70</b>           |
| 26   | 14    | B     | 1073 | María Fernanda OROZCO               | MEX     | 25 Jan 98     | <b>13.44</b>           |
| 27   | 13    | A     | 1433 | Ru-Ching CHIANG                     | TPE     | 13 Dec 95     | <b>13.32</b>           |
| 28   | 14    | A     | 1647 | Yohana VARGAS                       | VEN     | 07 Aug 96     | <b>13.21</b>           |
| 29   | 15    | B     | 1336 | Manca AVBELJ                        | SLO     | 19 Oct 96     | <b>13.20</b>           |
| 30   | 16    | B     | 550  | Lisette LIIVRAND                    | EST     | 30 Jul 95     | <b>13.12</b>           |
| 31   | 15    | A     | 503  | Mentallah Mustafa Mohamed M. ELNAHR | EGY     | 06 May 95     | <b>12.85</b>           |
|      |       | A     | 1591 | Katelyn DANIELS                     | USA     | 11 Apr 95     | <b>DNS</b>             |



**SUMMARY**  
**Shot Put Women - Qualification**

25 July 2014

| RANK | PLACE | GROUP | BIB | NAME | COUNTRY | DATE of BIRTH | RESULT |
|------|-------|-------|-----|------|---------|---------------|--------|
|------|-------|-------|-----|------|---------|---------------|--------|

| ALL-TIME TOP LIST |                         |                 |           | SEASON TOP LIST |                          |                     |           |
|-------------------|-------------------------|-----------------|-----------|-----------------|--------------------------|---------------------|-----------|
| RESULT            | NAME                    | VENUE           | DATE      | RESULT          | NAME                     | VENUE               | DATE      |
| 20.54             | Astrid KUMBERNUSS (GDR) | Orimattila      | 1 Jul 89  | 18.08           | Tianqian GUO (CHN)       | Jinan               | 13 Jul 14 |
| 20.24             | Heidi KRIEGER (GDR)     | Split           | 30 Apr 84 | 17.93           | Emel DERELI (TUR)        | Izmir               | 4 Jun 14  |
| 20.23             | Ilke WYLUDDA (GER)      | Karl-Marx-Stadt | 16 Jul 88 | 17.28           | Raven SAUNDERS (USA)     | Columbia (SVHS), SC | 12 Apr 14 |
| 20.12             | Ilona BRIESENICK (GDR)  | Erfurt          | 23 Aug 75 | 17.04           | Saily VIART (CUB)        | La Habana (EP)      | 24 May 14 |
| 20.02             | Xiaoyan CHENG (CHN)     | Beijing         | 5 Jun 94  | 16.94           | Alëna BUGAKOVA (RUS)     | Moskva (Znamenskiy) | 17 Jul 14 |
| 19.90             | Stephanie STORP (FRG)   | Hamburg         | 16 Aug 87 | 16.68           | Aalivah PETE (USA)       | Fayetteville, AR    | 29 May 14 |
| 19.63             | Yawen WANG (CHN)        | Shijiazhuang    | 25 Apr 92 | 16.51           | Yiliena OTAMENDI (CUB)   | La Habana (EP)      | 7 Mar 14  |
| 19.57             | Grit HAUPT-HAMMER (GDR) | Gera            | 7 Jul 84  | 16.50           | Jiaqi XU (CHN)           | Taipei              | 12 Jun 14 |
| 19.48             | Ines WITTICH (GDR)      | Leipzig         | 29 Jul 87 | 16.46           | Kätlin PIIRIMÄE (EST)    | Tallinn (Audentes)  | 16 May 14 |
| 19.46             | Lijiao GONG (CHN)       | Beijing (NS)    | 16 Aug 08 | 16.39           | Stamatia SCARVELIS (USA) | Goleta, CA          | 1 May 14  |



# RESULTS



## Shot Put Women - Qualification

With qualifying standard of 15.80 (Q) or at least the 12 best performers (q) advance to the Final

| RECORDS                         | RESULT                            | NAME                    | COUNTRY               | AGE | VENUE      | DATE        |
|---------------------------------|-----------------------------------|-------------------------|-----------------------|-----|------------|-------------|
| World Junior Record <b>WJR</b>  | <b>20.54</b>                      | Astrid KUMBERNUSS       | GDR                   | 19  | Orimattila | 1 Jul 1989  |
| Championships Record <b>CR</b>  | <b>18.76</b>                      | Xiaoyan CHENG           | CHN                   | 19  | Lisboa     | 21 Jul 1994 |
| World Junior Leading <b>WJL</b> | <b>18.08</b>                      | Tianqian GUO            | CHN                   | 19  | Jinan      | 13 Jul 2014 |
| Area Junior Record <b>AJR</b>   | National Junior Record <b>NJR</b> | Personal Best <b>PB</b> | Season Best <b>SB</b> |     |            |             |

### Group A

25 July 2014 10:09 START TIME 14° C 82 %  
TEMPERATURE HUMIDITY  
10:46 END TIME 18° C 64 %

| PLACE | BIB  | NAME                         | COUNTRY | DATE of BIRTH | ORDER | RESULT                 | 1     | 2     | 3     |
|-------|------|------------------------------|---------|---------------|-------|------------------------|-------|-------|-------|
| 1     | 381  | Tianqian GUO                 | CHN     | 01 Jun 95     | 13    | <b>16.59</b> Q         | 16.59 |       |       |
| 2     | 1405 | Fanny ROOS                   | SWE     | 02 Jan 95     | 8     | <b>16.03</b> Q         | 14.86 | 16.03 |       |
| 3     | 440  | Saily VIART                  | CUB     | 10 Sep 95     | 1     | <b>15.95</b> Q         | 15.95 |       |       |
| 4     | 1301 | Elena BEZRUCHENKO            | RUS     | 23 Jul 96     | 16    | <b>15.81</b> Q         | 15.55 | 15.81 |       |
| 5     | 737  | Laura JOKEIT                 | GER     | 16 Aug 95     | 6     | <b>15.33</b> q         | 14.98 | 14.90 | 15.33 |
| 6     | 1128 | Nwanneka OKWELOGU            | NGR     | 05 May 95     | 4     | <b>15.13</b> q         | 14.67 | 14.86 | 15.13 |
| 7     | 552  | Kätlin PIIRIMÄE              | EST     | 08 Nov 95     | 10    | <b>15.09</b> q         | 15.09 | X     | X     |
| 8     | 1246 | Lenuta BURUEANA              | ROU     | 29 Apr 96     | 3     | <b>14.54</b>           | X     | 14.54 | 14.43 |
| 9     | 266  | Grace CONLEY                 | BOL     | 05 Feb 96     | 15    | <b>14.30</b> <b>SB</b> | 14.00 | 14.19 | 14.30 |
| 10    | 1458 | Portious WARREN              | TTO     | 02 Mar 96     | 14    | <b>14.22</b>           | 13.22 | 13.16 | 14.22 |
| 11    | 1519 | Cecilia RODRÍGUEZ            | URU     | 09 Jun 95     | 9     | <b>13.88</b>           | 13.88 | 12.41 | 12.46 |
| 12    | 901  | Rochelle FRAZER              | JAM     | 27 Jun 96     | 12    | <b>13.78</b>           | 12.35 | 13.78 | 12.92 |
| 13    | 1433 | Ru-Ching CHIANG              | TPE     | 13 Dec 95     | 2     | <b>13.32</b>           | X     | 13.02 | 13.32 |
| 14    | 1647 | Yohana VARGAS                | VEN     | 07 Aug 96     | 5     | <b>13.21</b>           | 13.16 | 13.21 | 13.18 |
| 15    | 503  | Mentallah Mustafa Mohamed M. | EGY     | 06 May 95     | 11    | <b>12.85</b>           | 12.85 | 12.75 | 12.22 |
| 1591  |      | Katelyn DANIELS              | USA     | 11 Apr 95     | 7     | <b>DNS</b>             |       |       |       |

### Group B

25 July 2014 10:10 START TIME 14° C 82 %  
TEMPERATURE HUMIDITY  
10:49 END TIME 18° C 64 %

| PLACE | BIB  | NAME                  | COUNTRY | DATE of BIRTH | ORDER | RESULT                 | 1     | 2     | 3     |
|-------|------|-----------------------|---------|---------------|-------|------------------------|-------|-------|-------|
| 1     | 1618 | Raven SAUNDERS        | USA     | 15 May 96     | 11    | <b>16.73</b> Q         | 15.64 | 16.73 |       |
| 2     | 1481 | Emel DERELI           | TUR     | 25 Feb 96     | 2     | <b>16.15</b> Q         | 16.15 |       |       |
| 3     | 1198 | Klaudia KARDASZ       | POL     | 02 May 96     | 14    | <b>15.94</b> Q         | 13.65 | 15.65 | 15.94 |
| 4     | 1277 | Lezaan JORDAAN        | RSA     | 17 Oct 95     | 8     | <b>15.82</b> Q         | 15.31 | 15.82 |       |
| 5     | 390  | Jiaqi XU              | CHN     | 03 Feb 95     | 16    | <b>15.08</b> q         | 13.80 | 15.08 | X     |
| 6     | 738  | Alina KENZEL          | GER     | 10 Aug 97     | 3     | <b>14.86</b>           | 13.56 | 14.21 | 14.86 |
| 7     | 1006 | Mina LEE              | KOR     | 25 Oct 95     | 13    | <b>14.85</b> <b>SB</b> | 14.85 | X     | X     |
| 8     | 295  | Izabela DA SILVA      | BRA     | 02 Aug 95     | 1     | <b>14.54</b>           | 14.54 | -     | -     |
| 9     | 263  | Alena PASECHNIK       | BLR     | 19 Apr 95     | 4     | <b>14.48</b>           | 14.48 | X     | X     |
| 10    | 305  | Noora Salem JASIM     | BRN     | 27 Nov 96     | 6     | <b>14.28</b>           | 14.25 | 14.18 | 14.28 |
| 11    | 117  | Jess ST. JOHN         | ANT     | 13 Dec 95     | 10    | <b>14.00</b>           | 14.00 | 13.83 | 13.57 |
| 12    | 903  | Gleneve GRANGE        | JAM     | 06 Jul 95     | 9     | <b>13.95</b>           | 13.78 | X     | 13.95 |
| 13    | 1033 | Stéphanie KRUMLOVSKY  | LUX     | 12 Jun 95     | 7     | <b>13.70</b>           | 13.56 | 13.70 | 13.40 |
| 14    | 1073 | María Fernanda OROZCO | MEX     | 25 Jan 98     | 15    | <b>13.44</b>           | X     | X     | 13.44 |
| 15    | 1336 | Manca AVBELJ          | SLO     | 19 Oct 96     | 5     | <b>13.20</b>           | 13.16 | 13.20 | 13.14 |
| 16    | 550  | Lisette LIIVRAND      | EST     | 30 Jul 95     | 12    | <b>13.12</b>           | X     | 12.99 | 13.12 |





**RESULTS**  
**Shot Put Women - Qualification**

| ALL-TIME TOP LIST |                         |                 |           | SEASON TOP LIST |                          |                     |           |
|-------------------|-------------------------|-----------------|-----------|-----------------|--------------------------|---------------------|-----------|
| RESULT            | NAME                    | VENUE           | DATE      | RESULT          | NAME                     | VENUE               | DATE      |
| 20.54             | Astrid KUMBERNUSS (GDR) | Orimattila      | 1 Jul 89  | 18.08           | Tianqian GUO (CHN)       | Jinan               | 13 Jul 14 |
| 20.24             | Heidi KRIEGER (GDR)     | Split           | 30 Apr 84 | 17.93           | Emel DERELI (TUR)        | Izmir               | 4 Jun 14  |
| 20.23             | Ilke WYLUDDA (GER)      | Karl-Marx-Stadt | 16 Jul 88 | 17.28           | Raven SAUNDERS (USA)     | Columbia (SVHS), SC | 12 Apr 14 |
| 20.12             | Ilona BRIESENICK (GDR)  | Erfurt          | 23 Aug 75 | 17.04           | Saily VIART (CUB)        | La Habana (EP)      | 24 May 14 |
| 20.02             | Xiaoyan CHENG (CHN)     | Beijing         | 5 Jun 94  | 16.94           | Alëna BUGAKOVA (RUS)     | Moskva (Znamenskiy) | 17 Jul 14 |
| 19.90             | Stephanie STORP (FRG)   | Hamburg         | 16 Aug 87 | 16.68           | Aaliyah PETE (USA)       | Fayetteville, AR    | 29 May 14 |
| 19.63             | Yawen WANG (CHN)        | Shijiazhuang    | 25 Apr 92 | 16.51           | Yiliena OTAMENDI (CUB)   | La Habana (EP)      | 7 Mar 14  |
| 19.57             | Grit HAUPT-HAMMER (GDR) | Gera            | 7 Jul 84  | 16.50           | Jiaqi XU (CHN)           | Taipei              | 12 Jun 14 |
| 19.48             | Ines WITTICH (GDR)      | Leipzig         | 29 Jul 87 | 16.46           | Kätlin PIIRIMÄE (EST)    | Tallinn (Audentes)  | 16 May 14 |
| 19.46             | Lijiao GONG (CHN)       | Beijing (NS)    | 16 Aug 08 | 16.39           | Stamatia SCARVELIS (USA) | Goleta, CA          | 1 May 14  |



# RESULTS



## Discus Throw Women - Final

| RECORDS              | RESULT     | NAME                   | COUNTRY          | AGE           | VENUE     | DATE                |           |
|----------------------|------------|------------------------|------------------|---------------|-----------|---------------------|-----------|
| World Junior Record  | <b>WJR</b> | <b>74.40</b>           | Ilke WYLUDDA     | GDR           | 19        | Berlin 13 Sep 1988  |           |
| Championships Record | <b>CR</b>  | <b>68.24</b>           | Ilke WYLUDDA     | GDR           | 19        | Sudbury 31 Jul 1988 |           |
| World Junior Leading | <b>WJL</b> | <b>58.03</b>           | Izabela DA SILVA | BRA           | 19        | Eugene 25 Jul 2014  |           |
| Area Junior Record   | <b>AJR</b> | National Junior Record | <b>NJR</b>       | Personal Best | <b>PB</b> | Season Best         | <b>SB</b> |

25 July 2014 19:47 START TIME 27° C 37 %  
 TEMPERATURE HUMIDITY  
 20:49 END TIME 25° C 41 %

| PLACE | BIB  | NAME                  | COUNTRY | DATE of BIRTH | ORDER | RESULT                  | 1     | 2     | 3     | ORDER | 4     | 5     | 6     |
|-------|------|-----------------------|---------|---------------|-------|-------------------------|-------|-------|-------|-------|-------|-------|-------|
| 1     | 295  | Izabela DA SILVA      | BRA     | 02 Aug 95     | 9     | <b>58.03</b> <b>WJL</b> | 53.93 | 58.03 | 57.39 | 8     | 57.12 | X     | 55.73 |
| 2     | 1578 | Valarie ALLMAN        | USA     | 23 Feb 95     | 1     | <b>56.75</b>            | 56.75 | 56.48 | X     | 7     | X     | 56.28 | X     |
| 3     | 802  | Navjeet Kaur DHILLON  | IND     | 06 Mar 95     | 5     | <b>56.36</b> <b>PB</b>  | 54.08 | 56.36 | 54.61 | 6     | 52.83 | X     | X     |
| 4     | 384  | Yan LIANG             | CHN     | 02 Jan 95     | 10    | <b>56.27</b>            | 51.49 | 55.70 | X     | 5     | 55.21 | 55.72 | 56.27 |
| 5     | 749  | Claudine VITA         | GER     | 19 Sep 96     | 3     | <b>55.58</b>            | 54.34 | X     | 54.94 | 4     | 55.34 | 55.58 | X     |
| 6     | 1517 | Tetiana YURYEVA       | UKR     | 21 Jan 95     | 2     | <b>54.35</b>            | 50.79 | X     | 53.11 | 1     | X     | 54.35 | 52.19 |
| 7     | 161  | Filoi AOKUSO          | AUS     | 26 Dec 95     | 12    | <b>53.92</b> <b>PB</b>  | 53.61 | 50.87 | 53.85 | 3     | 52.45 | 53.92 | 47.93 |
| 8     | 538  | June KINTANA          | ESP     | 12 Apr 95     | 8     | <b>53.36</b>            | 52.91 | 53.34 | X     | 2     | 53.36 | X     | X     |
| 9     | 1506 | Karyna CHEREDNYCHENKO | UKR     | 18 Jun 96     | 11    | <b>51.43</b>            | 47.88 | 51.43 | 48.90 |       |       |       |       |
| 10    | 599  | Salla SIPPONEN        | FIN     | 13 Mar 95     | 4     | <b>51.10</b>            | X     | X     | 51.10 |       |       |       |       |
| 11    | 1081 | Kristina RAKOCEVIC    | MNE     | 13 Jun 98     | 6     | <b>49.44</b>            | 45.87 | 47.20 | 49.44 |       |       |       |       |
| 12    | 346  | Agnes ESSER           | CAN     | 22 Aug 95     | 7     | <b>49.05</b>            | X     | X     | 49.05 |       |       |       |       |

| ALL-TIME TOP LIST |                               |                 |           | SEASON TOP LIST |                            |                  |           |
|-------------------|-------------------------------|-----------------|-----------|-----------------|----------------------------|------------------|-----------|
| RESULT            | NAME                          | VENUE           | DATE      | RESULT          | NAME                       | VENUE            | DATE      |
| 74.40             | Ilke WYLUDDA (GDR)            | Berlin          | 13 Sep 88 | 58.03           | Izabela DA SILVA (BRA)     | Eugene           | 25 Jul 14 |
| 67.38             | Irina MESZYNSKI (GDR)         | Berlin          | 14 Aug 81 | 57.45           | Valarie ALLMAN (USA)       | Eugene (HF), OR  | 6 Jul 14  |
| 67.00             | Jana GÜNTHER (GDR)            | Potsdam         | 20 Aug 87 | 56.98           | Claudine VITA (GER)        | Wiesbaden        | 10 May 14 |
| 66.80             | Svetla MITKOVA-SINIRTAS (BUL) | Sofia           | 21 Aug 82 | 56.51           | Yan LIANG (CHN)            | Kunshan          | 30 May 14 |
| 66.60             | Astrid KUMBERNUSS (GDR)       | Berlin          | 20 Jul 88 | 56.36           | Navjeet Kaur DHILLON (IND) | Eugene           | 25 Jul 14 |
| 66.34             | Franka DIETZSCH (GDR)         | Saint-Denis     | 11 Jun 87 | 55.79           | Yuchen XIE (CHN)           | Jinan            | 12 Jul 14 |
| 66.30             | Jana LAURÉN (GDR)             | Karl-Marx-Stadt | 18 Jun 89 | 55.66           | June KINTANA (ESP)         | León, ESP        | 14 Jun 14 |
| 66.08             | Qi CAO (CHN)                  | Beijing         | 12 Sep 93 | 54.80           | Tetiana YURYEVA (UKR)      | Kyiv             | 4 Jun 14  |
| 65.96             | Grit HAUPT-HAMMER (GDR)       | Leipzig         | 13 Jul 84 | 54.74           | Kiana PHELPS (USA)         | Kingsley, IA     | 8 May 14  |
| 65.22             | Daniela COSTIAN (ROU)         | Nitra           | 26 Aug 84 | 54.41           | Madison JACOBS (USA)       | Jacksonville, FL | 30 May 14 |

## SUMMARY

**Discus Throw Women - Qualification**

With qualifying standard of 52.00 (Q) or at least the 12 best performers (q) advance to the Final

| RECORDS                         | RESULT                            | NAME                    | COUNTRY               | AGE | VENUE           | DATE        |
|---------------------------------|-----------------------------------|-------------------------|-----------------------|-----|-----------------|-------------|
| World Junior Record <b>WJR</b>  | 74.40                             | Ilke WYLUDDA            | GDR                   | 19  | Berlin          | 13 Sep 1988 |
| Championships Record <b>CR</b>  | 68.24                             | Ilke WYLUDDA            | GDR                   | 19  | Sudbury         | 31 Jul 1988 |
| World Junior Leading <b>WJL</b> | 57.45                             | Valarie ALLMAN          | USA                   | 19  | Eugene (HF), OR | 6 Jul 2014  |
| Area Junior Record <b>AJR</b>   | National Junior Record <b>NJR</b> | Personal Best <b>PB</b> | Season Best <b>SB</b> |     |                 |             |

24 July 2014

| RANK | PLACE | GROUP | BIB  | NAME                    | COUNTRY | DATE of BIRTH | RESULT                    |
|------|-------|-------|------|-------------------------|---------|---------------|---------------------------|
| 1    | 1     | A     | 295  | Izabela DA SILVA        | BRA     | 02 Aug 95     | <b>55.96 Q</b> <b>NJR</b> |
| 2    | 2     | A     | 749  | Claudine VITA           | GER     | 19 Sep 96     | <b>53.46 Q</b>            |
| 3    | 1     | B     | 538  | June KINTANA            | ESP     | 12 Apr 95     | <b>52.70 Q</b>            |
| 4    | 3     | A     | 384  | Yan LIANG               | CHN     | 02 Jan 95     | <b>52.46 Q</b>            |
| 5    | 2     | B     | 802  | Navjeet Kaur DHILLON    | IND     | 06 Mar 95     | <b>52.39 Q</b>            |
| 6    | 3     | B     | 1578 | Valarie ALLMAN          | USA     | 23 Feb 95     | <b>52.36 Q</b>            |
| 7    | 4     | A     | 161  | Filoi AOKUSO            | AUS     | 26 Dec 95     | <b>52.33 Q</b> <b>PB</b>  |
| 8    | 4     | B     | 599  | Salla SIPPONEN          | FIN     | 13 Mar 95     | <b>52.08 Q</b>            |
| 9    | 5     | A     | 346  | Agnes ESSER             | CAN     | 22 Aug 95     | <b>51.65 q</b> <b>PB</b>  |
| 10   | 5     | B     | 1506 | Karyna CHEREDNYCHENKO   | UKR     | 18 Jun 96     | <b>50.75 q</b>            |
| 11   | 6     | A     | 1517 | Tetiana YURYEVA         | UKR     | 21 Jan 95     | <b>49.83 q</b>            |
| 12   | 7     | A     | 1081 | Kristina RAKOCEVIC      | MNE     | 13 Jun 98     | <b>49.15 q</b>            |
| 13   | 6     | B     | 1128 | Nwanneka OKWELOGU       | NGR     | 05 May 95     | <b>49.07</b>              |
| 14   | 7     | B     | 914  | Shadae LAWRENCE         | JAM     | 31 Dec 95     | <b>48.44</b> <b>PB</b>    |
| 15   | 8     | A     | 1591 | Katelyn DANIELS         | USA     | 11 Apr 95     | <b>48.39</b>              |
| 16   | 8     | B     | 750  | Evi WEBER               | GER     | 19 Mar 95     | <b>48.27</b>              |
| 17   | 9     | B     | 1082 | Milica VUKADINOVIC      | MNE     | 08 Jan 95     | <b>48.01</b>              |
| 18   | 9     | A     | 1338 | Veronika DOMJAN         | SLO     | 03 Sep 96     | <b>47.07</b>              |
| 19   | 10    | B     | 189  | Kirsty WILLIAMS         | AUS     | 13 Jan 97     | <b>46.79</b>              |
| 20   | 11    | B     | 389  | Yuchen XIE              | CHN     | 12 May 96     | <b>46.74</b>              |
| 21   | 10    | A     | 1147 | Mona Ekroll JAIDI       | NOR     | 01 Feb 95     | <b>46.34</b>              |
| 22   | 12    | B     | 1274 | Leandri GEEL            | RSA     | 14 Jul 97     | <b>45.74</b>              |
| 23   | 13    | B     | 1433 | Ru-Ching CHIANG         | TPE     | 13 Dec 95     | <b>45.17</b>              |
| 24   | 11    | A     | 1211 | Daria ZABAWSKA          | POL     | 16 Apr 95     | <b>45.13</b>              |
| 25   | 14    | B     | 1246 | Lenuta BURUEANA         | ROU     | 29 Apr 96     | <b>45.03</b>              |
| 26   | 12    | A     | 859  | Maria Antonietta BASILE | ITA     | 23 Jul 95     | <b>44.87</b>              |
| 27   | 15    | B     | 766  | Elefthería TERZÁKI      | GRE     | 08 Mar 95     | <b>44.15</b>              |
| 28   | 13    | A     | 1221 | Juliana PEREIRA         | POR     | 03 Jan 95     | <b>43.97</b>              |
| 29   | 14    | A     | 789  | Réka GYURÁTZ            | HUN     | 31 May 96     | <b>42.70</b>              |
| 30   | 15    | A     | 120  | Rocío ARANDA            | ARG     | 01 May 95     | <b>42.39</b>              |
|      |       | A     | 915  | Shanice LOVE            | JAM     | 09 Jun 97     | <b>NM</b>                 |
|      |       | B     | 786  | Zsófia BÁCSKAY          | HUN     | 18 Mar 97     | <b>DNS</b>                |



**SUMMARY**  
**Discus Throw Women - Qualification**

24 July 2014

| RANK | PLACE | GROUP | BIB | NAME | COUNTRY | DATE of BIRTH | RESULT |
|------|-------|-------|-----|------|---------|---------------|--------|
|------|-------|-------|-----|------|---------|---------------|--------|

| ALL-TIME TOP LIST |                               |                 |           | SEASON TOP LIST |                        |                  |           |
|-------------------|-------------------------------|-----------------|-----------|-----------------|------------------------|------------------|-----------|
| RESULT            | NAME                          | VENUE           | DATE      | RESULT          | NAME                   | VENUE            | DATE      |
| 74.40             | Ilke WYLUDDA (GDR)            | Berlin          | 13 Sep 88 | 57.45           | Valarie ALLMAN (USA)   | Eugene (HF), OR  | 6 Jul 14  |
| 67.38             | Irina MESZYNSKI (GDR)         | Berlin          | 14 Aug 81 | 56.98           | Claudine VITA (GER)    | Wiesbaden        | 10 May 14 |
| 67.00             | Jana GÜNTHER (GDR)            | Potsdam         | 20 Aug 87 | 56.51           | Yan LIANG (CHN)        | Kunshan          | 30 May 14 |
| 66.80             | Svetla MITKOVA-SINIRTAS (BUL) | Sofia           | 21 Aug 82 | 55.96           | Izabela DA SILVA (BRA) | Eugene           | 24 Jul 14 |
| 66.60             | Astrid KUMBERNUSS (GDR)       | Berlin          | 20 Jul 88 | 55.79           | Yuchen XIE (CHN)       | Jinan            | 12 Jul 14 |
| 66.34             | Franka DIETZSCH (GDR)         | Saint-Denis     | 11 Jun 87 | 55.66           | June KINTANA (ESP)     | León, ESP        | 14 Jun 14 |
| 66.30             | Jana LAURÉN (GDR)             | Karl-Marx-Stadt | 18 Jun 89 | 54.80           | Tetiana YURYEVA (UKR)  | Kyiv             | 4 Jun 14  |
| 66.08             | Qi CAO (CHN)                  | Beijing         | 12 Sep 93 | 54.74           | Kiana PHELPS (USA)     | Kingsley, IA     | 8 May 14  |
| 65.96             | Grit HAUPT-HAMMER (GDR)       | Leipzig         | 13 Jul 84 | 54.41           | Madison JACOBS (USA)   | Jacksonville, FL | 30 May 14 |
| 65.22             | Daniela COSTIAN (ROU)         | Nitra           | 26 Aug 84 | 54.38           | Salla SIPPONEN (FIN)   | Joensuu          | 12 Jul 14 |



# RESULTS



## Discus Throw Women - Qualification

With qualifying standard of 52.00 (Q) or at least the 12 best performers (q) advance to the Final

| RECORDS                         | RESULT NAME                       | COUNTRY                 | AGE                   | VENUE           | DATE        |
|---------------------------------|-----------------------------------|-------------------------|-----------------------|-----------------|-------------|
| World Junior Record <b>WJR</b>  | <b>74.40</b> Ilke WYLUDDA         | GDR                     | 19                    | Berlin          | 13 Sep 1988 |
| Championships Record <b>CR</b>  | <b>68.24</b> Ilke WYLUDDA         | GDR                     | 19                    | Sudbury         | 31 Jul 1988 |
| World Junior Leading <b>WJL</b> | <b>57.45</b> Valarie ALLMAN       | USA                     | 19                    | Eugene (HF), OR | 6 Jul 2014  |
| Area Junior Record <b>AJR</b>   | National Junior Record <b>NJR</b> | Personal Best <b>PB</b> | Season Best <b>SB</b> |                 |             |

### Group A

**24 July 2014** 09:58 START TIME 14° C TEMPERATURE 77 % HUMIDITY  
10:39 END TIME 16° C 68 %

| PLACE | BIB  | NAME                    | COUNTRY | DATE of BIRTH | ORDER | RESULT                    | 1     | 2     | 3     |
|-------|------|-------------------------|---------|---------------|-------|---------------------------|-------|-------|-------|
| 1     | 295  | Izabela DA SILVA        | BRA     | 02 Aug 95     | 10    | <b>55.96</b> Q <b>NJR</b> | 51.63 | 55.96 |       |
| 2     | 749  | Claudine VITA           | GER     | 19 Sep 96     | 3     | <b>53.46</b> Q            | 51.41 | X     | 53.46 |
| 3     | 384  | Yan LIANG               | CHN     | 02 Jan 95     | 7     | <b>52.46</b> Q            | 52.46 |       |       |
| 4     | 161  | Filoi AOKUSO            | AUS     | 26 Dec 95     | 1     | <b>52.33</b> Q <b>PB</b>  | 51.08 | 41.51 | 52.33 |
| 5     | 346  | Agnes ESSER             | CAN     | 22 Aug 95     | 15    | <b>51.65</b> q <b>PB</b>  | 51.65 | 51.36 | 51.10 |
| 6     | 1517 | Tetiana YURYEVA         | UKR     | 21 Jan 95     | 5     | <b>49.83</b> q            | X     | 49.83 | X     |
| 7     | 1081 | Kristina RAKOCEVIC      | MNE     | 13 Jun 98     | 2     | <b>49.15</b> q            | 47.09 | 49.15 | X     |
| 8     | 1591 | Katelyn DANIELS         | USA     | 11 Apr 95     | 13    | <b>48.39</b>              | X     | 48.01 | 48.39 |
| 9     | 1338 | Veronika DOMJAN         | SLO     | 03 Sep 96     | 9     | <b>47.07</b>              | 47.07 | 45.18 | X     |
| 10    | 1147 | Mona Ekroll JAIDI       | NOR     | 01 Feb 95     | 12    | <b>46.34</b>              | X     | 46.34 | 45.40 |
| 11    | 1211 | Daria ZABAWSKA          | POL     | 16 Apr 95     | 16    | <b>45.13</b>              | X     | 45.13 | X     |
| 12    | 859  | Maria Antonietta BASILE | ITA     | 23 Jul 95     | 6     | <b>44.87</b>              | X     | 44.87 | X     |
| 13    | 1221 | Juliana PEREIRA         | POR     | 03 Jan 95     | 4     | <b>43.97</b>              | 41.35 | 43.97 | X     |
| 14    | 789  | Réka GYURÁTZ            | HUN     | 31 May 96     | 8     | <b>42.70</b>              | 41.06 | 42.70 | 42.08 |
| 15    | 120  | Rocío ARANDA            | ARG     | 01 May 95     | 14    | <b>42.39</b>              | 42.39 | 41.08 | 41.79 |
|       | 915  | Shanice LOVE            | JAM     | 09 Jun 97     | 11    | <b>NM</b>                 | X     | X     | X     |

### Group B

**24 July 2014** 11:19 START TIME 19° C TEMPERATURE 56 % HUMIDITY  
11:56 END TIME 20° C 56 %

| PLACE | BIB  | NAME                  | COUNTRY | DATE of BIRTH | ORDER | RESULT                 | 1     | 2     | 3     |
|-------|------|-----------------------|---------|---------------|-------|------------------------|-------|-------|-------|
| 1     | 538  | June KINTANA          | ESP     | 12 Apr 95     | 12    | <b>52.70</b> Q         | 52.70 |       |       |
| 2     | 802  | Navjeet Kaur DHILLON  | IND     | 06 Mar 95     | 9     | <b>52.39</b> Q         | 52.39 |       |       |
| 3     | 1578 | Valarie ALLMAN        | USA     | 23 Feb 95     | 16    | <b>52.36</b> Q         | 52.36 |       |       |
| 4     | 599  | Salla SIPPONEN        | FIN     | 13 Mar 95     | 4     | <b>52.08</b> Q         | 48.72 | 52.08 |       |
| 5     | 1506 | Karyna CHEREDNYCHENKO | UKR     | 18 Jun 96     | 10    | <b>50.75</b> q         | 46.23 | 48.62 | 50.75 |
| 6     | 1128 | Nwanneka OKWEOLOGU    | NGR     | 05 May 95     | 1     | <b>49.07</b>           | 49.07 | X     | 49.06 |
| 7     | 914  | Shadae LAWRENCE       | JAM     | 31 Dec 95     | 11    | <b>48.44</b> <b>PB</b> | X     | 48.44 | 46.92 |
| 8     | 750  | Evi WEBER             | GER     | 19 Mar 95     | 14    | <b>48.27</b>           | 46.80 | 47.38 | 48.27 |
| 9     | 1082 | Milica VUKADINOVIC    | MNE     | 08 Jan 95     | 2     | <b>48.01</b>           | X     | 46.67 | 48.01 |
| 10    | 189  | Kirsty WILLIAMS       | AUS     | 13 Jan 97     | 8     | <b>46.79</b>           | 46.79 | X     | X     |
| 11    | 389  | Yuchen XIE            | CHN     | 12 May 96     | 3     | <b>46.74</b>           | 7.02  | X     | 46.74 |
| 12    | 1274 | Leandri GEEL          | RSA     | 14 Jul 97     | 7     | <b>45.74</b>           | 42.56 | 43.99 | 45.74 |
| 13    | 1433 | Ru-Ching CHIANG       | TPE     | 13 Dec 95     | 13    | <b>45.17</b>           | 43.74 | X     | 45.17 |
| 14    | 1246 | Lenuta BURUEANA       | ROU     | 29 Apr 96     | 5     | <b>45.03</b>           | 7.34  | X     | 45.03 |
| 15    | 766  | Elefthería TERZÁKI    | GRE     | 08 Mar 95     | 15    | <b>44.15</b>           | X     | 41.29 | 44.15 |
|       | 786  | Zsófia BÁCASKAY       | HUN     | 18 Mar 97     | 6     | <b>DNS</b>             |       |       |       |



**RESULTS**  
**Discus Throw Women - Qualification**

| ALL-TIME TOP LIST |                               |                 |           | SEASON TOP LIST |                        |                  |           |
|-------------------|-------------------------------|-----------------|-----------|-----------------|------------------------|------------------|-----------|
| RESULT            | NAME                          | VENUE           | DATE      | RESULT          | NAME                   | VENUE            | DATE      |
| 74.40             | Ilke WYLUDDA (GDR)            | Berlin          | 13 Sep 88 | 57.45           | Valarie ALLMAN (USA)   | Eugene (HF), OR  | 6 Jul 14  |
| 67.38             | Irina MESZYNSKI (GDR)         | Berlin          | 14 Aug 81 | 56.98           | Claudine VITA (GER)    | Wiesbaden        | 10 May 14 |
| 67.00             | Jana GÜNTHER (GDR)            | Potsdam         | 20 Aug 87 | 56.51           | Yan LIANG (CHN)        | Kunshan          | 30 May 14 |
| 66.80             | Svetla MITKOVA-SINIRTAS (BUL) | Sofia           | 21 Aug 82 | 55.96           | Izabela DA SILVA (BRA) | Eugene           | 24 Jul 14 |
| 66.60             | Astrid KUMBERNUSS (GDR)       | Berlin          | 20 Jul 88 | 55.79           | Yuchen XIE (CHN)       | Jinan            | 12 Jul 14 |
| 66.34             | Franka DIETZSCH (GDR)         | Saint-Denis     | 11 Jun 87 | 55.66           | June KINTANA (ESP)     | León, ESP        | 14 Jun 14 |
| 66.30             | Jana LAURÉN (GDR)             | Karl-Marx-Stadt | 18 Jun 89 | 54.80           | Tetiana YURYEVA (UKR)  | Kyiv             | 4 Jun 14  |
| 66.08             | Qi CAO (CHN)                  | Beijing         | 12 Sep 93 | 54.74           | Kiana PHELPS (USA)     | Kingsley, IA     | 8 May 14  |
| 65.96             | Grit HAUPT-HAMMER (GDR)       | Leipzig         | 13 Jul 84 | 54.41           | Madison JACOBS (USA)   | Jacksonville, FL | 30 May 14 |
| 65.22             | Daniela COSTIAN (ROU)         | Nitra           | 26 Aug 84 | 54.38           | Salla SIPPONEN (FIN)   | Joensuu          | 12 Jul 14 |



# RESULTS



## Hammer Throw Women - Final

| RECORDS                         | RESULT                            | NAME                    | COUNTRY               | AGE | VENUE          | DATE        |
|---------------------------------|-----------------------------------|-------------------------|-----------------------|-----|----------------|-------------|
| World Junior Record <b>WJR</b>  | <b>73.24</b>                      | Wenxiu ZHANG            | CHN                   | 19  | Changsha       | 24 Jun 2005 |
| Championships Record <b>CR</b>  | <b>70.62</b>                      | Alexandra TAVERNIER     | FRA                   | 19  | Barcelona (05) | 14 Jul 2012 |
| World Junior Leading <b>WJL</b> | <b>68.43</b>                      | Al'ona SHAMOTINA        | UKR                   | 19  | Kyiv           | 13 Jun 2014 |
| Area Junior Record <b>AJR</b>   | National Junior Record <b>NJR</b> | Personal Best <b>PB</b> | Season Best <b>SB</b> |     |                |             |

23 July 2014 17:26 START TIME 18° C 64 %  
 TEMPERATURE HUMIDITY  
 18:32 END TIME 18° C 56 %

| PLACE | BIB  | NAME                   | COUNTRY | DATE of BIRTH | ORDER | RESULT                  | 1     | 2     | 3     | ORDER | 4     | 5     | 6     |
|-------|------|------------------------|---------|---------------|-------|-------------------------|-------|-------|-------|-------|-------|-------|-------|
| 1     | 1514 | Al'ona SHAMOTINA       | UKR     | 27 Dec 95     | 11    | <b>66.05</b>            | 65.44 | X     | X     | 8     | 62.73 | 66.05 | 63.21 |
| 2     | 789  | Réka GYURÁTZ           | HUN     | 31 May 96     | 7     | <b>64.68</b>            | 64.68 | 63.33 | 63.75 | 7     | X     | 64.07 | 62.15 |
| 3     | 763  | Iliána KOROSÍDOU       | GRE     | 14 Jan 95     | 1     | <b>63.67</b>            | 56.28 | 61.09 | 62.33 | 4     | 62.17 | 61.57 | 63.67 |
| 4     | 619  | Audrey CIOFANI         | FRA     | 13 Mar 96     | 3     | <b>63.30</b> <b>PB</b>  | 62.31 | 62.32 | 63.30 | 6     | 62.04 | X     | 62.22 |
| 5     | 1148 | Beatrice Nedberg LLANO | NOR     | 14 Dec 97     | 10    | <b>63.23</b>            | 61.05 | 62.13 | 60.64 | 3     | X     | 63.23 | 61.85 |
| 6     | 786  | Zsófía BÁCSKAY         | HUN     | 18 Mar 97     | 5     | <b>62.51</b>            | 61.81 | 62.51 | 62.50 | 5     | X     | 60.00 | X     |
| 7     | 1196 | Katarzyna FURMANEK     | POL     | 19 Feb 96     | 6     | <b>61.93</b>            | 60.02 | 61.91 | X     | 2     | 61.22 | 61.93 | X     |
| 8     | 251  | Vanessa STERCKENDRIES  | BEL     | 15 Sep 95     | 12    | <b>61.63</b> <b>NJR</b> | X     | 61.63 | 60.04 | 1     | X     | X     | X     |
| 9     | 1404 | Marinda PETERSSON      | SWE     | 03 Feb 95     | 4     | <b>60.47</b>            | X     | 60.47 | 55.44 |       |       |       |       |
| 10    | 683  | Kimberley REED         | GBR     | 18 Feb 95     | 2     | <b>60.17</b>            | 59.96 | 60.17 | X     |       |       |       |       |
| 11    | 816  | Emma O'HARA            | IRL     | 03 Apr 95     | 9     | <b>56.28</b>            | 53.15 | 55.80 | 56.28 |       |       |       |       |
| 12    | 734  | Sophie GIMMLER         | GER     | 18 Mar 96     | 8     | <b>55.50</b>            | 55.32 | 55.50 | X     |       |       |       |       |

| ALL-TIME TOP LIST |                            |                |           | SEASON TOP LIST |                              |                    |           |
|-------------------|----------------------------|----------------|-----------|-----------------|------------------------------|--------------------|-----------|
| RESULT            | NAME                       | VENUE          | DATE      | RESULT          | NAME                         | VENUE              | DATE      |
| 73.24             | Wenxiu ZHANG (CHN)         | Changsha       | 24 Jun 05 | 68.43           | Al'ona SHAMOTINA (UKR)       | Kyiv               | 13 Jun 14 |
| 71.71             | Kamila SKOLIMOWSKA (POL)   | Melbourne      | 9 Sep 01  | 67.32           | Réka GYURÁTZ (HUN)           | Budapest           | 22 Feb 14 |
| 70.62             | Alexandra TAVERNIER (FRA)  | Barcelona (05) | 14 Jul 12 | 65.34           | Iliána KOROSÍDOU (GRE)       | Thessaloniki       | 7 Jun 14  |
| 70.39             | Maryia SMALIACHKOVA (BLR)  | Minsk          | 26 Jun 04 | 64.79           | Zsófía BÁCSKAY (HUN)         | Veszprém           | 8 Jun 14  |
| 69.73             | Nataliya ZOLOTUKHINA (UKR) | Kyiv           | 24 Jul 04 | 63.94           | Katarzyna FURMANEK (POL)     | Torun              | 18 Jun 14 |
| 69.63             | Bianca PERIE (ROU)         | Bucuresti      | 16 Aug 09 | 63.67           | Beatrice Nedberg LLANO (NOR) | Eugene             | 22 Jul 14 |
| 68.74             | Arasay THONDIKE (CUB)      | La Habana      | 20 May 05 | 63.30           | Audrey CIOFANI (FRA)         | Eugene             | 23 Jul 14 |
| 68.50             | Martina HRASNOVÁ (SVK)     | Kladno         | 16 Jun 01 | 62.56           | Michelle DÖPKE (GER)         | Fränkisch-Crumbach | 9 Jun 14  |
| 68.49             | Anna BULGAKOVA (RUS)       | Sochi          | 26 May 07 | 61.97           | Marinda PETERSSON (SWE)      | Eugene             | 22 Jul 14 |
| 68.43             | Al'ona SHAMOTINA (UKR)     | Kyiv           | 13 Jun 14 | 61.77           | Kimberley REED (GBR)         | Bedford, GBR       | 3 May 14  |

## SUMMARY



## Hammer Throw Women - Qualification

With qualifying standard of 59.50 (Q) or at least the 12 best performers (q) advance to the Final

| RECORDS                         | RESULT                            | NAME                | COUNTRY                 | AGE | VENUE                 | DATE        |
|---------------------------------|-----------------------------------|---------------------|-------------------------|-----|-----------------------|-------------|
| World Junior Record <b>WJR</b>  | 73.24                             | Wenxiu ZHANG        | CHN                     | 19  | Changsha              | 24 Jun 2005 |
| Championships Record <b>CR</b>  | 70.62                             | Alexandra TAVERNIER | FRA                     | 19  | Barcelona (OS)        | 14 Jul 2012 |
| World Junior Leading <b>WJL</b> | 68.43                             | Al'ona SHAMOTINA    | UKR                     | 19  | Kyiv                  | 13 Jun 2014 |
| Area Junior Record <b>AJR</b>   | National Junior Record <b>NJR</b> |                     | Personal Best <b>PB</b> |     | Season Best <b>SB</b> |             |

22 July 2014

| RANK | PLACE | GROUP | BIB  | NAME                    | COUNTRY | DATE of BIRTH | RESULT                    |
|------|-------|-------|------|-------------------------|---------|---------------|---------------------------|
| 1    | 1     | B     | 1514 | Al'ona SHAMOTINA        | UKR     | 27 Dec 95     | <b>64.78 Q</b>            |
| 2    | 1     | A     | 789  | Réka GYURÁTZ            | HUN     | 31 May 96     | <b>63.73 Q</b>            |
| 3    | 2     | A     | 1148 | Beatrice Nedberg LLANO  | NOR     | 14 Dec 97     | <b>63.67 Q</b> <b>NJR</b> |
| 4    | 3     | A     | 763  | Iliána KOROSÍDOU        | GRE     | 14 Jan 95     | <b>62.68 Q</b>            |
| 5    | 4     | A     | 619  | Audrey CIOFANI          | FRA     | 13 Mar 96     | <b>62.48 Q</b>            |
| 6    | 2     | B     | 1404 | Marinda PETERSSON       | SWE     | 03 Feb 95     | <b>61.97 Q</b> <b>PB</b>  |
| 7    | 3     | B     | 1196 | Katarzyna FURMANEK      | POL     | 19 Feb 96     | <b>61.13 Q</b>            |
| 8    | 4     | B     | 786  | Zsófia BÁCSKAY          | HUN     | 18 Mar 97     | <b>60.74 Q</b>            |
| 9    | 5     | A     | 251  | Vanessa STERCKENDRIES   | BEL     | 15 Sep 95     | <b>60.09 Q</b>            |
| 10   | 5     | B     | 683  | Kimberley REED          | GBR     | 18 Feb 95     | <b>58.57 q</b>            |
| 11   | 6     | A     | 734  | Sophie GIMMLER          | GER     | 18 Mar 96     | <b>57.35 q</b>            |
| 12   | 7     | A     | 816  | Emma O'HARA             | IRL     | 03 Apr 95     | <b>57.17 q</b>            |
| 13   | 6     | B     | 419  | Petra JAKELJIC          | CRO     | 02 May 95     | <b>56.90</b>              |
| 14   | 8     | A     | 1407 | Alessandra WALL         | SWE     | 11 Feb 95     | <b>56.72</b>              |
| 15   | 7     | B     | 1146 | Helene Sofie INGVALDSEN | NOR     | 22 Jun 96     | <b>56.63</b>              |
| 16   | 8     | B     | 433  | Elianne DESPAIGNE       | CUB     | 11 Jan 97     | <b>56.50</b>              |
| 17   | 9     | A     | 596  | Inga LINNA              | FIN     | 21 Feb 95     | <b>56.38</b>              |
| 18   | 9     | B     | 769  | Sabrina Denise GAITÁN   | GUA     | 25 Mar 97     | <b>56.31</b>              |
| 19   | 10    | A     | 551  | Anna Maria OREL         | EST     | 11 Dec 96     | <b>55.87</b>              |
| 20   | 10    | B     | 1255 | Roxana PERIE            | ROU     | 06 Sep 95     | <b>55.83</b>              |
| 21   | 11    | A     | 1579 | Brooke ANDERSEN         | USA     | 23 Sep 95     | <b>54.64</b>              |
| 22   | 12    | A     | 265  | Hanna ZAYANCHKOUSKAYA   | BLR     | 09 Jul 96     | <b>54.42</b>              |
| 23   | 11    | B     | 469  | Pavla KUKLOVÁ           | CZE     | 01 Nov 95     | <b>53.84</b>              |
| 24   | 13    | A     | 967  | Diana NUSUPBEKOVA       | KAZ     | 03 Nov 95     | <b>53.27</b>              |
| 25   | 12    | B     | 489  | Adriana Nataly OJEDA    | ECU     | 03 Sep 95     | <b>52.57</b>              |
| 26   | 13    | B     | 860  | Giulia CAMPORESE        | ITA     | 18 Feb 96     | <b>52.56</b>              |
|      |       | B     | 1621 | Haley SHOWALTER-STEVENS | USA     | 03 Jun 97     | <b>NM</b>                 |

| ALL-TIME TOP LIST |                            |                |           | SEASON TOP LIST |                              |                    |           |
|-------------------|----------------------------|----------------|-----------|-----------------|------------------------------|--------------------|-----------|
| RESULT            | NAME                       | VENUE          | DATE      | RESULT          | NAME                         | VENUE              | DATE      |
| 73.24             | Wenxiu ZHANG (CHN)         | Changsha       | 24 Jun 05 | 68.43           | Al'ona SHAMOTINA (UKR)       | Kyiv               | 13 Jun 14 |
| 71.71             | Kamila SKOLIMOWSKA (POL)   | Melbourne      | 9 Sep 01  | 67.32           | Réka GYURÁTZ (HUN)           | Budapest           | 22 Feb 14 |
| 70.62             | Alexandra TAVERNIER (FRA)  | Barcelona (OS) | 14 Jul 12 | 65.34           | Iliána KOROSÍDOU (GRE)       | Thessaloniki       | 7 Jun 14  |
| 70.39             | Maryia SMALIACHKOVA (BLR)  | Minsk          | 26 Jun 04 | 64.79           | Zsófia BÁCSKAY (HUN)         | Veszprém           | 8 Jun 14  |
| 69.73             | Nataliya ZOLOTUKHINA (UKR) | Kyiv           | 24 Jul 04 | 63.94           | Katarzyna FURMANEK (POL)     | Torun              | 18 Jun 14 |
| 69.63             | Bianca PERIE (ROU)         | Bucuresti      | 16 Aug 09 | 63.67           | Beatrice Nedberg LLANO (NOR) | Eugene             | 22 Jul 14 |
| 68.74             | Arasay THONDIKE (CUB)      | La Habana      | 20 May 05 | 62.77           | Audrey CIOFANI (FRA)         | Bobigny            | 16 Feb 14 |
| 68.50             | Martina HRASNOVÁ (SVK)     | Kladno         | 16 Jun 01 | 62.56           | Michelle DÖPKE (GER)         | Fränkisch-Crumbach | 9 Jun 14  |
| 68.49             | Anna BULGAKOVA (RUS)       | Sochi          | 26 May 07 | 61.97           | Marinda PETERSSON (SWE)      | Eugene             | 22 Jul 14 |
| 68.43             | Al'ona SHAMOTINA (UKR)     | Kyiv           | 13 Jun 14 | 61.77           | Kimberley REED (GBR)         | Bedford, GBR       | 3 May 14  |



# RESULTS



## Hammer Throw Women - Qualification

With qualifying standard of 59.50 (Q) or at least the 12 best performers (q) advance to the Final

| RECORDS                         | RESULT NAME                       | COUNTRY                 | AGE                   | VENUE          | DATE        |
|---------------------------------|-----------------------------------|-------------------------|-----------------------|----------------|-------------|
| World Junior Record <b>WJR</b>  | <b>73.24</b> Wenxiu ZHANG         | CHN                     | 19                    | Changsha       | 24 Jun 2005 |
| Championships Record <b>CR</b>  | <b>70.62</b> Alexandra TAVERNIER  | FRA                     | 19                    | Barcelona (OS) | 14 Jul 2012 |
| World Junior Leading <b>WJL</b> | <b>68.43</b> Al'ona SHAMOTINA     | UKR                     | 19                    | Kyiv           | 13 Jun 2014 |
| Area Junior Record <b>AJR</b>   | National Junior Record <b>NJR</b> | Personal Best <b>PB</b> | Season Best <b>SB</b> |                |             |

### Group A

**22 July 2014** 17:30 START TIME 26° C 39 %  
TEMPERATURE HUMIDITY  
18:07 END TIME 26° C 39 %

| PLACE | BIB  | NAME                   | COUNTRY | DATE of BIRTH | ORDER | RESULT                    | 1     | 2     | 3     |
|-------|------|------------------------|---------|---------------|-------|---------------------------|-------|-------|-------|
| 1     | 789  | Réka GYURÁTZ           | HUN     | 31 May 96     | 1     | <b>63.73</b> Q            | X     | 63.73 |       |
| 2     | 1148 | Beatrice Nedberg LLANO | NOR     | 14 Dec 97     | 3     | <b>63.67</b> Q <b>NJR</b> | 55.07 | 63.67 |       |
| 3     | 763  | Iliána KOROSÍDOU       | GRE     | 14 Jan 95     | 13    | <b>62.68</b> Q            | 62.68 |       |       |
| 4     | 619  | Audrey CIOFANI         | FRA     | 13 Mar 96     | 9     | <b>62.48</b> Q            | 62.48 |       |       |
| 5     | 251  | Vanessa STERCKENDRIES  | BEL     | 15 Sep 95     | 11    | <b>60.09</b> Q            | 60.09 |       |       |
| 6     | 734  | Sophie GIMMLER         | GER     | 18 Mar 96     | 6     | <b>57.35</b> q            | 57.13 | 57.28 | 57.35 |
| 7     | 816  | Emma O'HARA            | IRL     | 03 Apr 95     | 7     | <b>57.17</b> q            | 55.51 | 57.17 | X     |
| 8     | 1407 | Alessandra WALL        | SWE     | 11 Feb 95     | 2     | <b>56.72</b>              | X     | 56.72 | 56.52 |
| 9     | 596  | Inga LINNA             | FIN     | 21 Feb 95     | 10    | <b>56.38</b>              | 56.38 | X     | 54.62 |
| 10    | 551  | Anna Maria OREL        | EST     | 11 Dec 96     | 8     | <b>55.87</b>              | 55.87 | 53.26 | 52.34 |
| 11    | 1579 | Brooke ANDERSEN        | USA     | 23 Sep 95     | 5     | <b>54.64</b>              | X     | 54.64 | X     |
| 12    | 265  | Hanna ZAYANCHKOUSKAYA  | BLR     | 09 Jul 96     | 4     | <b>54.42</b>              | X     | X     | 54.42 |
| 13    | 967  | Diana NUSUPBEKOVA      | KAZ     | 03 Nov 95     | 12    | <b>53.27</b>              | 49.43 | 53.27 | 53.00 |

### Group B

**22 July 2014** 18:56 START TIME 27° C 39 %  
TEMPERATURE HUMIDITY  
19:31 END TIME 26° C 42 %

| PLACE | BIB  | NAME                    | COUNTRY | DATE of BIRTH | ORDER | RESULT                   | 1     | 2     | 3     |
|-------|------|-------------------------|---------|---------------|-------|--------------------------|-------|-------|-------|
| 1     | 1514 | Al'ona SHAMOTINA        | UKR     | 27 Dec 95     | 11    | <b>64.78</b> Q           | 64.78 |       |       |
| 2     | 1404 | Marinda PETERSSON       | SWE     | 03 Feb 95     | 13    | <b>61.97</b> Q <b>PB</b> | X     | 61.97 |       |
| 3     | 1196 | Katarzyna FURMANEK      | POL     | 19 Feb 96     | 12    | <b>61.13</b> Q           | X     | 61.13 |       |
| 4     | 786  | Zsófia BÁCISKAY         | HUN     | 18 Mar 97     | 5     | <b>60.74</b> Q           | 60.74 |       |       |
| 5     | 683  | Kimberley REED          | GBR     | 18 Feb 95     | 7     | <b>58.57</b> q           | 57.69 | 56.53 | 58.57 |
| 6     | 419  | Petra JAKELJIC          | CRO     | 02 May 95     | 8     | <b>56.90</b>             | 56.52 | 56.90 | 56.15 |
| 7     | 1146 | Helene Sofie INGVALDSEN | NOR     | 22 Jun 96     | 2     | <b>56.63</b>             | 56.18 | 56.53 | 56.63 |
| 8     | 433  | Elianne DESPAIGNE       | CUB     | 11 Jan 97     | 10    | <b>56.50</b>             | X     | X     | 56.50 |
| 9     | 769  | Sabrina Denise GAITÁN   | GUA     | 25 Mar 97     | 6     | <b>56.31</b>             | 54.02 | 53.12 | 56.31 |
| 10    | 1255 | Roxana PERIE            | ROU     | 06 Sep 95     | 4     | <b>55.83</b>             | 55.51 | X     | 55.83 |
| 11    | 469  | Pavla KUKLOVÁ           | CZE     | 01 Nov 95     | 1     | <b>53.84</b>             | X     | X     | 53.84 |
| 12    | 489  | Adriana Nataly OJEDA    | ECU     | 03 Sep 95     | 3     | <b>52.57</b>             | 52.44 | 52.43 | 52.57 |
| 13    | 860  | Giulia CAMPORESE        | ITA     | 18 Feb 96     | 14    | <b>52.56</b>             | X     | X     | 52.56 |
|       | 1621 | Haley SHOWALTER-STEVENS | USA     | 03 Jun 97     | 9     | <b>NM</b>                | X     | X     | X     |

### ALL-TIME TOP LIST

| RESULT | NAME                       | VENUE          | DATE      |
|--------|----------------------------|----------------|-----------|
| 73.24  | Wenxiu ZHANG (CHN)         | Changsha       | 24 Jun 05 |
| 71.71  | Kamila SKOLIMOWSKA (POL)   | Melbourne      | 9 Sep 01  |
| 70.62  | Alexandra TAVERNIER (FRA)  | Barcelona (OS) | 14 Jul 12 |
| 70.39  | Maryia SMALIACHKOVA (BLR)  | Minsk          | 26 Jun 04 |
| 69.73  | Nataliya ZOLOTUKHINA (UKR) | Kyiv           | 24 Jul 04 |
| 69.63  | Bianca PERIE (ROU)         | Bucuresti      | 16 Aug 09 |
| 68.74  | Arasay THONDIKE (CUB)      | La Habana      | 20 May 05 |
| 68.50  | Martina HRASNOVÁ (SVK)     | Kladno         | 16 Jun 01 |
| 68.49  | Anna BULGAKOVA (RUS)       | Sochi          | 26 May 07 |
| 68.43  | Al'ona SHAMOTINA (UKR)     | Kyiv           | 13 Jun 14 |

### SEASON TOP LIST

| RESULT | NAME                         | VENUE              | DATE      |
|--------|------------------------------|--------------------|-----------|
| 68.43  | Al'ona SHAMOTINA (UKR)       | Kyiv               | 13 Jun 14 |
| 67.32  | Réka GYURÁTZ (HUN)           | Budapest           | 22 Feb 14 |
| 65.34  | Iliána KOROSÍDOU (GRE)       | Thessaloniki       | 7 Jun 14  |
| 64.79  | Zsófia BÁCISKAY (HUN)        | Veszprém           | 8 Jun 14  |
| 63.94  | Katarzyna FURMANEK (POL)     | Torun              | 18 Jun 14 |
| 63.67  | Beatrice Nedberg LLANO (NOR) | Eugene             | 22 Jul 14 |
| 62.77  | Audrey CIOFANI (FRA)         | Bobigny            | 16 Feb 14 |
| 62.56  | Michelle DÖPKE (GER)         | Fränkisch-Crumbach | 9 Jun 14  |
| 61.97  | Marinda PETERSSON (SWE)      | Eugene             | 22 Jul 14 |
| 61.77  | Kimberley REED (GBR)         | Bedford, GBR       | 3 May 14  |

# RESULTS



## Javelin Throw Women - Final

| RECORDS              | RESULT     | NAME                   | COUNTRY     | AGE           | VENUE     | DATE                   |           |
|----------------------|------------|------------------------|-------------|---------------|-----------|------------------------|-----------|
| World Junior Record  | <b>WJR</b> | 63.01                  | Vira REBRYK | UKR           | 19        | Bydgoszcz 10 Jul 2008  |           |
| Championships Record | <b>CR</b>  | 63.01                  | Vira REBRYK | UKR           | 19        | Bydgoszcz 10 Jul 2008  |           |
| World Junior Leading | <b>WJL</b> | 58.44                  | Sofi FLINK  | SWE           | 19        | Pihtipudas 29 Jun 2014 |           |
| Area Junior Record   | <b>AJR</b> | National Junior Record | <b>NJR</b>  | Personal Best | <b>PB</b> | Season Best            | <b>SB</b> |

24 July 2014 19:30 START TIME 22° C 46 %  
 TEMPERATURE HUMIDITY  
 20:28 END TIME 21° C 53 %

| PLACE | BIB  | NAME                | COUNTRY | DATE of BIRTH | ORDER | RESULT       |           | 1     | 2     | 3     | ORDER | 4     | 5     | 6     |
|-------|------|---------------------|---------|---------------|-------|--------------|-----------|-------|-------|-------|-------|-------|-------|-------|
| 1     | 1315 | Ekaterina STARYGINA | RUS     | 26 Aug 95     | 12    | <b>56.85</b> | <b>SB</b> | 54.62 | 55.98 | X     | 8     | X     | 55.00 | 56.85 |
| 2     | 1396 | Sofi FLINK          | SWE     | 08 Jul 95     | 7     | <b>56.70</b> |           | 55.29 | 52.10 | 54.88 | 6     | 47.45 | 54.38 | 56.70 |
| 3     | 420  | Sara KOLAK          | CRO     | 22 Jun 95     | 9     | <b>55.74</b> |           | 52.65 | 53.03 | 55.66 | 7     | X     | X     | 55.74 |
| 4     | 1210 | Marcelina WITEK     | POL     | 02 Jun 95     | 5     | <b>54.14</b> |           | 49.14 | 54.14 | 53.39 | 5     | 49.76 | 53.39 | 52.22 |
| 5     | 1192 | Maria ANDREJCZYK    | POL     | 09 Mar 96     | 11    | <b>53.66</b> |           | 53.66 | 53.63 | 53.00 | 4     | 52.23 | 48.29 | 50.13 |
| 6     | 751  | Christine WINKLER   | GER     | 04 May 95     | 4     | <b>53.53</b> |           | X     | 53.53 | 49.54 | 3     | X     | X     | 51.81 |
| 7     | 1151 | Marie-Therese OBST  | NOR     | 07 Jan 96     | 10    | <b>53.19</b> |           | X     | 53.19 | X     | 2     | 52.09 | X     | X     |
| 8     | 541  | Arantza MORENO      | ESP     | 16 Jan 95     | 2     | <b>52.08</b> |           | 49.82 | 52.08 | 49.61 | 1     | 46.20 | 51.76 | 50.67 |
| 9     | 961  | Shiori TOMA         | JPN     | 07 Feb 96     | 8     | <b>50.72</b> |           | 50.07 | 49.42 | 50.72 |       |       |       |       |
| 10    | 289  | Edivania ARAÚJO     | BRA     | 27 Aug 95     | 6     | <b>49.84</b> |           | 49.84 | 46.78 | 47.53 |       |       |       |       |
| 11    | 471  | Tereza VYTLACILOVÁ  | CZE     | 25 Sep 95     | 1     | <b>49.75</b> |           | 49.75 | 48.13 | X     |       |       |       |       |
| 12    | 1027 | Simona DOBILAITĒ    | LTU     | 23 May 95     | 3     | <b>44.62</b> |           | 44.62 | 43.72 | X     |       |       |       |       |

| ALL-TIME TOP LIST |                      |                   |           | SEASON TOP LIST |                           |                         |           |
|-------------------|----------------------|-------------------|-----------|-----------------|---------------------------|-------------------------|-----------|
| RESULT            | NAME                 | VENUE             | DATE      | RESULT          | NAME                      | VENUE                   | DATE      |
| 63.01             | Vira REBRYK (UKR)    | Bydgoszcz         | 10 Jul 08 | 58.44           | Sofi FLINK (SWE)          | Pihtipudas              | 29 Jun 14 |
| 62.93             | Juan XUE (CHN)       | Changsha          | 27 Oct 03 | 57.79           | Sara KOLAK (CRO)          | Leiria                  | 15 Mar 14 |
| 62.09             | Li ZHANG (CHN)       | Beijing (NS)      | 25 May 08 | 57.60           | Mackenzie LITTLE (AUS)    | Melbourne (Albert Park) | 4 Apr 14  |
| 61.99             | Yaninq WANG (CHN)    | Huizhou           | 14 Oct 99 | 57.44           | Marie-Therese OBST (NOR)  | Mannheim (Hoffmann)     | 5 Jul 14  |
| 61.96             | Sofi FLINK (SWE)     | Moskva (Luzhniki) | 16 Aug 13 | 57.31           | Marcelina WITEK (POL)     | Torun                   | 29 Jun 14 |
| 61.79             | Nikolett SZABÓ (HUN) | Schwechat         | 23 May 99 | 56.85           | Ekaterina STARYGINA (RUS) | Eugene                  | 24 Jul 14 |
| 61.61             | Chunfenq CHANG (CHN) | Chengdu           | 4 Jun 07  | 56.53           | Maria ANDREJCZYK (POL)    | Torun                   | 4 May 14  |
| 61.49             | Lili LIANG (CHN)     | Benxi             | 1 Jun 02  | 56.26           | Tereza VYTLACILOVÁ (CZE)  | Trinec                  | 28 Jun 14 |
| 61.38             | Annika SUTHE (GER)   | Halle             | 23 May 04 | 55.75           | Shiori TOMA (JPN)         | Taipei                  | 13 Jun 14 |
| 60.68             | Dan SONG (CHN)       | Chengdu           | 29 Mar 08 | 55.56           | Anete KOCINA (LAT)        | Jelgava                 | 26 Jun 14 |

# SUMMARY



## Javelin Throw Women - Qualification

With qualifying standard of 53.00 (Q) or at least the 12 best performers (q) advance to the Final

| RECORDS                         | RESULT                            | NAME                    | COUNTRY               | AGE | VENUE      | DATE        |
|---------------------------------|-----------------------------------|-------------------------|-----------------------|-----|------------|-------------|
| World Junior Record <b>WJR</b>  | <b>63.01</b>                      | Vira REBRYK             | UKR                   | 19  | Bydgoszcz  | 10 Jul 2008 |
| Championships Record <b>CR</b>  | <b>63.01</b>                      | Vira REBRYK             | UKR                   | 19  | Bydgoszcz  | 10 Jul 2008 |
| World Junior Leading <b>WJL</b> | <b>58.44</b>                      | Sofi FLINCK             | SWE                   | 19  | Pihtipudas | 29 Jun 2014 |
| Area Junior Record <b>AJR</b>   | National Junior Record <b>NJR</b> | Personal Best <b>PB</b> | Season Best <b>SB</b> |     |            |             |

22 July 2014

| RANK | PLACE | GROUP | BIB  | NAME                  | COUNTRY | DATE of BIRTH | RESULT         |
|------|-------|-------|------|-----------------------|---------|---------------|----------------|
| 1    | 1     | A     | 1192 | Maria ANDREJCZYK      | POL     | 09 Mar 96     | <b>56.23 Q</b> |
| 2    | 2     | A     | 1396 | Sofi FLINCK           | SWE     | 08 Jul 95     | <b>56.04 Q</b> |
| 3    | 1     | B     | 1210 | Marcelina WITEK       | POL     | 02 Jun 95     | <b>55.78 Q</b> |
| 4    | 2     | B     | 1315 | Ekaterina STARYGINA   | RUS     | 26 Aug 95     | <b>54.80 Q</b> |
| 5    | 3     | A     | 471  | Tereza VYTLACILOVÁ    | CZE     | 25 Sep 95     | <b>53.06 Q</b> |
| 6    | 3     | B     | 751  | Christine WINKLER     | GER     | 04 May 95     | <b>53.06 Q</b> |
| 7    | 4     | A     | 1151 | Marie-Therese OBST    | NOR     | 07 Jan 96     | <b>52.59 q</b> |
| 8    | 4     | B     | 1027 | Simona DOBILAITÉ      | LTU     | 23 May 95     | <b>52.43 q</b> |
| 9    | 5     | B     | 420  | Sara KOLAK            | CRO     | 22 Jun 95     | <b>51.88 q</b> |
| 10   | 6     | B     | 541  | Arantza MORENO        | ESP     | 16 Jan 95     | <b>51.67 q</b> |
| 11   | 7     | B     | 289  | Edivania ARAÚJO       | BRA     | 27 Aug 95     | <b>51.64 q</b> |
| 12   | 8     | B     | 961  | Shiori TOMA           | JPN     | 07 Feb 96     | <b>51.64 q</b> |
| 13   | 5     | A     | 958  | Kiho KUZE             | JPN     | 28 Mar 95     | <b>51.55</b>   |
| 14   | 6     | A     | 262  | Viktoriya ERMAKOVA    | BLR     | 18 Jan 95     | <b>50.36</b>   |
| 15   | 7     | A     | 400  | Merly CABRERA         | COL     | 29 Aug 96     | <b>50.19</b>   |
| 16   | 9     | B     | 1597 | Megan GLASMANN        | USA     | 03 Jan 95     | <b>49.68</b>   |
| 17   | 10    | B     | 1145 | Sigrid BORGE          | NOR     | 03 Dec 95     | <b>49.42</b>   |
| 18   | 8     | A     | 795  | Réka SZILÁGYI         | HUN     | 19 Jan 96     | <b>49.29</b>   |
| 19   | 11    | B     | 391  | Hongmei ZHANG         | CHN     | 10 Jan 95     | <b>49.29</b>   |
| 20   | 12    | B     | 792  | Angéla MORAVCSIK      | HUN     | 13 May 96     | <b>48.29</b>   |
| 21   | 9     | A     | 1487 | Eda TUGSUZ            | TUR     | 27 Mar 97     | <b>48.19</b>   |
| 22   | 13    | B     | 1016 | Anete KOCINA          | LAT     | 05 Feb 96     | <b>47.86</b>   |
| 23   | 10    | A     | 1161 | Laura Melissa PAREDES | PAR     | 30 Aug 96     | <b>47.50</b>   |
| 24   | 11    | A     | 1631 | Rebekah WALES         | USA     | 02 Oct 95     | <b>46.99</b>   |
| 25   | 14    | B     | 1483 | Esra GAZ              | TUR     | 09 Jul 95     | <b>46.32</b>   |
| 25   | 14    | B     | 1005 | Geumhee LEE           | KOR     | 16 Jun 95     | <b>46.32</b>   |
| 27   | 12    | A     | 1341 | Katja MIHELIC         | SLO     | 11 Jul 95     | <b>46.26</b>   |
| 28   | 13    | A     | 1050 | Mihaela TACU          | MDA     | 29 Jun 95     | <b>45.12</b>   |
| 29   | 14    | A     | 1283 | Megan WILKE           | RSA     | 23 Aug 95     | <b>43.57</b>   |
| 30   | 15    | A     | 634  | Margaux NICOLLIN      | FRA     | 01 May 95     | <b>43.17</b>   |
| 31   | 16    | B     | 1432 | Chu CHANG             | TPE     | 11 Sep 97     | <b>42.82</b>   |
| 32   | 16    | A     | 380  | Yiting CHANG          | CHN     | 20 Mar 95     | <b>40.40</b>   |



**SUMMARY**  
**Javelin Throw Women - Qualification**

22 July 2014

| RANK | PLACE | GROUP | BIB | NAME | COUNTRY | DATE of BIRTH | RESULT |
|------|-------|-------|-----|------|---------|---------------|--------|
|------|-------|-------|-----|------|---------|---------------|--------|

| ALL-TIME TOP LIST |                      |                   |           | SEASON TOP LIST |                           |                         |           |
|-------------------|----------------------|-------------------|-----------|-----------------|---------------------------|-------------------------|-----------|
| RESULT            | NAME                 | VENUE             | DATE      | RESULT          | NAME                      | VENUE                   | DATE      |
| 63.01             | Vira REBRYK (UKR)    | Bydgoszcz         | 10 Jul 08 | 58.44           | Sofi FLINCK (SWE)         | Pihtipudas              | 29 Jun 14 |
| 62.93             | Juan XUE (CHN)       | Changsha          | 27 Oct 03 | 57.79           | Sara KOLAK (CRO)          | Leiria                  | 15 Mar 14 |
| 62.09             | Li ZHANG (CHN)       | Beijing (NS)      | 25 May 08 | 57.60           | Mackenzie LITTLE (AUS)    | Melbourne (Albert Park) | 4 Apr 14  |
| 61.99             | Yaninq WANG (CHN)    | Huizhou           | 14 Oct 99 | 57.44           | Marie-Therese QBST (NOR)  | Mannheim (Hoffmann)     | 5 Jul 14  |
| 61.96             | Sofi FLINCK (SWE)    | Moskva (Luzhniki) | 16 Aug 13 | 57.31           | Marcelina WITEK (POL)     | Torun                   | 29 Jun 14 |
| 61.79             | Nikolett SZABÓ (HUN) | Schwechat         | 23 May 99 | 56.53           | Maria ANDREJCZYK (POL)    | Torun                   | 4 May 14  |
| 61.61             | Chunfenq CHANG (CHN) | Chengdu           | 4 Jun 07  | 56.48           | Ekaterina STARYGINA (RUS) | Krasnodar               | 21 Feb 14 |
| 61.49             | Lili LIANG (CHN)     | Benxi             | 1 Jun 02  | 56.26           | Tereza VYTLACILOVÁ (CZE)  | Trinec                  | 28 Jun 14 |
| 61.38             | Annika SUTHE (GER)   | Halle             | 23 May 04 | 55.75           | Shiori TOMA (JPN)         | Taipei                  | 13 Jun 14 |
| 60.68             | Dan SONG (CHN)       | Chengdu           | 29 Mar 08 | 55.56           | Anete KOCINA (LAT)        | Jelgava                 | 26 Jun 14 |



# RESULTS



## Javelin Throw Women - Qualification

With qualifying standard of 53.00 (Q) or at least the 12 best performers (q) advance to the Final

| RECORDS                         | RESULT NAME                       | COUNTRY                 | AGE                   | VENUE       | DATE        |
|---------------------------------|-----------------------------------|-------------------------|-----------------------|-------------|-------------|
| World Junior Record <b>WJR</b>  | <b>63.01</b> Vira REBRYK          | UKR                     | 19                    | Bydgoszcz   | 10 Jul 2008 |
| Championships Record <b>CR</b>  | <b>63.01</b> Vira REBRYK          | UKR                     | 19                    | Bydgoszcz   | 10 Jul 2008 |
| World Junior Leading <b>WJL</b> | <b>58.44</b> Sofi FLINCK          | SWE                     | 19                    | Pihitipudas | 29 Jun 2014 |
| Area Junior Record <b>AJR</b>   | National Junior Record <b>NJR</b> | Personal Best <b>PB</b> | Season Best <b>SB</b> |             |             |

### Group A

22 July 2014 10:04 START TIME 17° C TEMPERATURE 72 % HUMIDITY  
10:43 END TIME 18° C 73 %

| PLACE | BIB  | NAME                  | COUNTRY | DATE of BIRTH | ORDER | RESULT         | 1     | 2     | 3     |
|-------|------|-----------------------|---------|---------------|-------|----------------|-------|-------|-------|
| 1     | 1192 | Maria ANDREJCZYK      | POL     | 09 Mar 96     | 8     | <b>56.23</b> Q | 56.23 |       |       |
| 2     | 1396 | Sofi FLINCK           | SWE     | 08 Jul 95     | 9     | <b>56.04</b> Q | 56.04 |       |       |
| 3     | 471  | Tereza VYTLACILOVÁ    | CZE     | 25 Sep 95     | 6     | <b>53.06</b> Q | 41.93 | 49.81 | 53.06 |
| 4     | 1151 | Marie-Therese OBST    | NOR     | 07 Jan 96     | 15    | <b>52.59</b> q | 51.52 | 50.14 | 52.59 |
| 5     | 958  | Kiho KUZE             | JPN     | 28 Mar 95     | 12    | <b>51.55</b>   | 49.00 | 51.55 | 46.00 |
| 6     | 262  | Viktoriya ERMAKOVA    | BLR     | 18 Jan 95     | 10    | <b>50.36</b>   | 49.72 | 48.72 | 50.36 |
| 7     | 400  | Merly CABRERA         | COL     | 29 Aug 96     | 16    | <b>50.19</b>   | 43.76 | X     | 50.19 |
| 8     | 795  | Réka SZILÁGYI         | HUN     | 19 Jan 96     | 1     | <b>49.29</b>   | 46.46 | 48.48 | 49.29 |
| 9     | 1487 | Eda TUGSUZ            | TUR     | 27 Mar 97     | 5     | <b>48.19</b>   | 46.23 | 48.19 | 45.15 |
| 10    | 1161 | Laura Melissa PAREDES | PAR     | 30 Aug 96     | 7     | <b>47.50</b>   | 39.94 | 47.50 | 46.08 |
| 11    | 1631 | Rebekah WALES         | USA     | 02 Oct 95     | 3     | <b>46.99</b>   | 46.99 | 45.66 | 46.74 |
| 12    | 1341 | Katja MIHELIC         | SLO     | 11 Jul 95     | 2     | <b>46.26</b>   | 40.43 | 46.25 | 46.26 |
| 13    | 1050 | Mihaela TACU          | MDA     | 29 Jun 95     | 13    | <b>45.12</b>   | 45.12 | X     | 42.70 |
| 14    | 1283 | Megan WILKE           | RSA     | 23 Aug 95     | 4     | <b>43.57</b>   | 43.57 | X     | 37.29 |
| 15    | 634  | Margaux NICOLLIN      | FRA     | 01 May 95     | 11    | <b>43.17</b>   | X     | X     | 43.17 |
| 16    | 380  | Yiting CHANG          | CHN     | 20 Mar 95     | 14    | <b>40.40</b>   | 35.29 | 40.40 | 39.36 |

### Group B

22 July 2014 11:22 START TIME 20° C TEMPERATURE 60 % HUMIDITY  
11:58 END TIME 20° C 60 %

| PLACE | BIB  | NAME                | COUNTRY | DATE of BIRTH | ORDER | RESULT         | 1     | 2     | 3     |
|-------|------|---------------------|---------|---------------|-------|----------------|-------|-------|-------|
| 1     | 1210 | Marcelina WITEK     | POL     | 02 Jun 95     | 5     | <b>55.78</b> Q | 55.78 |       |       |
| 2     | 1315 | Ekaterina STARYGINA | RUS     | 26 Aug 95     | 12    | <b>54.80</b> Q | 54.80 |       |       |
| 3     | 751  | Christine WINKLER   | GER     | 04 May 95     | 9     | <b>53.06</b> Q | 48.18 | 53.06 |       |
| 4     | 1027 | Simona DOBILAITÉ    | LTU     | 23 May 95     | 15    | <b>52.43</b> q | 44.79 | 52.43 | X     |
| 5     | 420  | Sara KOLAK          | CRO     | 22 Jun 95     | 11    | <b>51.88</b> q | 51.06 | 51.88 | 50.47 |
| 6     | 541  | Arantza MORENO      | ESP     | 16 Jan 95     | 1     | <b>51.67</b> q | 51.67 | 50.18 | 48.20 |
| 7     | 289  | Edivania ARAÚJO     | BRA     | 27 Aug 95     | 2     | <b>51.64</b> q | 51.64 | 51.11 | 49.63 |
| 8     | 961  | Shiori TOMA         | JPN     | 07 Feb 96     | 16    | <b>51.64</b> q | 48.94 | 51.64 | 48.20 |
| 9     | 1597 | Megan GLASMANN      | USA     | 03 Jan 95     | 14    | <b>49.68</b>   | 49.68 | 47.82 | 45.20 |
| 10    | 1145 | Sigrid BORGE        | NOR     | 03 Dec 95     | 6     | <b>49.42</b>   | 44.37 | 45.66 | 49.42 |
| 11    | 391  | Hongmei ZHANG       | CHN     | 10 Jan 95     | 3     | <b>49.29</b>   | 48.32 | 48.06 | 49.29 |
| 12    | 792  | Angéla MORAVCSIK    | HUN     | 13 May 96     | 7     | <b>48.29</b>   | 48.29 | 46.95 | 46.11 |
| 13    | 1016 | Anete KOCINA        | LAT     | 05 Feb 96     | 13    | <b>47.86</b>   | 46.04 | 47.17 | 47.86 |
| 14    | 1005 | Geumhee LEE         | KOR     | 16 Jun 95     | 4     | <b>46.32</b>   | 46.32 | X     | X     |
| 14    | 1483 | Esra GAZ            | TUR     | 09 Jul 95     | 10    | <b>46.32</b>   | 46.32 | X     | X     |
| 16    | 1432 | Chu CHANG           | TPE     | 11 Sep 97     | 8     | <b>42.82</b>   | X     | 42.02 | 42.82 |



**RESULTS**  
**Javelin Throw Women - Qualification**

| ALL-TIME TOP LIST |                      |                   |           | SEASON TOP LIST |                           |                         |           |
|-------------------|----------------------|-------------------|-----------|-----------------|---------------------------|-------------------------|-----------|
| RESULT            | NAME                 | VENUE             | DATE      | RESULT          | NAME                      | VENUE                   | DATE      |
| 63.01             | Vira REBRYK (UKR)    | Bydgoszcz         | 10 Jul 08 | 58.44           | Sofi FLINCK (SWE)         | Pihtipudas              | 29 Jun 14 |
| 62.93             | Juan XUE (CHN)       | Changsha          | 27 Oct 03 | 57.79           | Sara KOLAK (CRO)          | Leiria                  | 15 Mar 14 |
| 62.09             | Li ZHANG (CHN)       | Beijing (NS)      | 25 May 08 | 57.60           | Mackenzie LITTLE (AUS)    | Melbourne (Albert Park) | 4 Apr 14  |
| 61.99             | Yaninq WANG (CHN)    | Huizhou           | 14 Oct 99 | 57.44           | Marie-Therese OBST (NOR)  | Mannheim (Hoffmann)     | 5 Jul 14  |
| 61.96             | Sofi FLINCK (SWE)    | Moskva (Luzhniki) | 16 Aug 13 | 57.31           | Marcelina WITEK (POL)     | Torun                   | 29 Jun 14 |
| 61.79             | Nikolett SZABÓ (HUN) | Schwechat         | 23 May 99 | 56.53           | Maria ANDREJCZYK (POL)    | Torun                   | 4 May 14  |
| 61.61             | Chunfeng CHANG (CHN) | Chengdu           | 4 Jun 07  | 56.48           | Ekaterina STARYGINA (RUS) | Krasnodar               | 21 Feb 14 |
| 61.49             | Lili LIANG (CHN)     | Benxi             | 1 Jun 02  | 56.26           | Tereza VYTLACILOVÁ (CZE)  | Trinec                  | 28 Jun 14 |
| 61.38             | Annika SUTHE (GER)   | Halle             | 23 May 04 | 55.75           | Shiori TOMA (JPN)         | Taipei                  | 13 Jun 14 |
| 60.68             | Dan SONG (CHN)       | Chengdu           | 29 Mar 08 | 55.56           | Anete KOCINA (LAT)        | Jelgava                 | 26 Jun 14 |



## RESULTS



## 10,000 Metres Race Walk Women - Final

| RECORDS              | RESULT     | NAME     | COUNTRY                | AGE        | VENUE | DATE               |           |             |           |
|----------------------|------------|----------|------------------------|------------|-------|--------------------|-----------|-------------|-----------|
| World Junior Record  | <b>WJR</b> | 42:47.25 | Anežka DRAHOTOVÁ       | CZE        | 19    | Eugene 23 Jul 2014 |           |             |           |
| Championships Record | <b>CR</b>  | 42:47.25 | Anežka DRAHOTOVÁ       | CZE        | 19    | Eugene 23 Jul 2014 |           |             |           |
| World Junior Leading | <b>WJL</b> | 42:47.25 | Anežka DRAHOTOVÁ       | CZE        | 19    | Eugene 23 Jul 2014 |           |             |           |
| Area Junior Record   | <b>AJR</b> |          | National Junior Record | <b>NJR</b> |       | Personal Best      | <b>PB</b> | Season Best | <b>SB</b> |

23 July 2014 10:28 START TIME

14° C  
TEMPERATURE88 %  
HUMIDITY

| PLACE | BIB  | NAME                    | COUNTRY | DATE of BIRTH | ORDER | RESULT      | TIME BEHIND | RED CARDS |
|-------|------|-------------------------|---------|---------------|-------|-------------|-------------|-----------|
| 1     | 466  | Anežka DRAHOTOVÁ        | CZE     | 22 Jul 95     | 8     | 42:47.25    | <b>WJR</b>  |           |
| 2     | 387  | Na WANG                 | CHN     | 29 May 95     | 6     | 44:02.64    | <b>PB</b>   | ~         |
| 3     | 385  | Yuanyuan NI             | CHN     | 06 Apr 95     | 2     | 44:16.72    | <b>PB</b>   |           |
| 4     | 536  | Laura GARCÍA-CARO       | ESP     | 16 Apr 95     | 11    | 44:32.84    | <b>NJR</b>  | ~ ~       |
| 5     | 543  | María PÉREZ             | ESP     | 29 Apr 96     | 17    | 44:57.30    | <b>PB</b>   |           |
| 6     | 950  | Rena GOTO               | JPN     | 06 Sep 95     | 16    | 45:54.07    | <b>PB</b>   | ~         |
| 7     | 959  | Kana MINEMURA           | JPN     | 12 May 96     | 18    | 46:22.88    | <b>PB</b>   |           |
| 8     | 267  | Stefany CORONADO        | BOL     | 16 Sep 96     | 4     | 46:42.06    | <b>NJR</b>  |           |
| 9     | 1169 | Jéssica HANCCO          | PER     | 10 Sep 95     | 25    | 46:47.31    | <b>NJR</b>  |           |
| 10    | 264  | Viktoryia RASHCHUPKINA  | BLR     | 23 May 95     | 3     | 47:00.30    |             | >         |
| 11    | 1212 | Katarzyna ZDZIEBLO      | POL     | 28 Nov 96     | 26    | 47:10.01    | <b>PB</b>   |           |
| 12    | 1031 | Živilė VAICIUKEVICIUTĖ  | LTU     | 03 Apr 96     | 27    | 47:19.80    | <b>PB</b>   |           |
| 13    | 865  | Eleonora DOMINICI       | ITA     | 22 Feb 96     | 15    | 47:24.48    | <b>PB</b>   |           |
| 14    | 863  | Nicole COLOMBI          | ITA     | 29 Dec 95     | 12    | 47:38.82    | <b>PB</b>   | >         |
| 15    | 1244 | Mihaela ACATRINEI       | ROU     | 26 Feb 95     | 33    | 47:47.64    | <b>PB</b>   |           |
| 16    | 1222 | Mara RIBEIRO            | POR     | 11 May 95     | 28    | 47:48.33    | <b>PB</b>   |           |
| 17    | 488  | Karla JARAMILLO         | ECU     | 21 Jan 97     | 10    | 47:59.90    | <b>NJR</b>  |           |
| 18    | 173  | Tayla-Paige BILLINGTON  | AUS     | 31 Mar 97     | 1     | 48:40.01    | <b>PB</b>   | >         |
| 19    | 1516 | Ganna SUSLYK            | UKR     | 18 Jul 96     | 36    | 48:48.46    | <b>PB</b>   | ~         |
| 20    | 1032 | Monika VAICIUKEVICIUTĖ  | LTU     | 03 Apr 96     | 23    | 48:50.07    | <b>PB</b>   |           |
| 21    | 1281 | Anél OOSTHUIZEN         | RSA     | 22 Apr 95     | 31    | 48:55.26    | <b>PB</b>   |           |
| 22    | 1253 | Carmen Bianca MOLNAR    | ROU     | 07 Jul 96     | 30    | 49:06.42    | <b>PB</b>   |           |
| 23    | 1220 | Mariana MOTA            | POR     | 27 May 95     | 22    | 49:07.82    | <b>PB</b>   |           |
| 24    | 768  | Sonia Irene BARRONDO    | GUA     | 26 Jul 95     | 13    | 49:15.32    | <b>NJR</b>  | ~ >       |
| 25    | 1075 | María Guadalupe SÁNCHEZ | MEX     | 04 Aug 95     | 24    | 49:47.04    | <b>PB</b>   | >         |
| 26    | 966  | Diana AYDOSOVA          | KAZ     | 05 Sep 95     | 20    | 49:50.28    | <b>PB</b>   |           |
| 27    | 1004 | Da-seul LEE             | KOR     | 08 Nov 96     | 21    | 49:50.90    | <b>PB</b>   | ~ >       |
| 28    | 1381 | Monika HORNÁKOVÁ        | SVK     | 06 Jul 95     | 34    | 49:52.26    | <b>PB</b>   |           |
| 29    | 793  | Rita RÉCSEI             | HUN     | 30 Jan 96     | 14    | 50:31.88    |             | >         |
| 30    | 401  | Daniela PASTRANA        | COL     | 04 Feb 96     | 7     | 51:04.22    | <b>PB</b>   |           |
| 31    | 965  | Dana AYDOSOVA           | KAZ     | 05 Sep 95     | 9     | 51:09.74    |             | >         |
| 32    | 1609 | Katharine NEWHOFF       | USA     | 25 Apr 97     | 37    | 51:40.42    | <b>PB</b>   | ~         |
| 1485  |      | Derya KARAKURT          | TUR     | 07 Sep 96     | 35    | DNF         |             |           |
| 175   |      | Jasmine DIGHTON         | AUS     | 05 Dec 96     | 5     | DQ 230.6(a) |             | ~ ~ ~     |
| 467   |      | Eliška DRAHOTOVÁ        | CZE     | 22 Jul 95     | 19    | DQ 230.6(a) |             | > > >     |
| 1304  |      | Oxana GOLYATKINA        | RUS     | 13 Mar 95     | 32    | DQ 230.6(a) |             | ~ ~ ~     |
| 1312  |      | Olga SHARGINA           | RUS     | 24 Jul 96     | 29    | DQ 230.6(a) |             | > ~ ~     |



**RESULTS**  
**10,000 Metres Race Walk Women - Final**

**NOTE** IAAF Rule 230.6(a) - Repeated failure to comply with the definition of Race Walking

| INTERMEDIATE TIMES | 1000m | 466 Anežka DRAHOTOVÁ | 4:24.56  |
|--------------------|-------|----------------------|----------|
|                    | 2000m | 466 Anežka DRAHOTOVÁ | 8:39.46  |
|                    | 3000m | 466 Anežka DRAHOTOVÁ | 12:50.67 |
|                    | 4000m | 466 Anežka DRAHOTOVÁ | 17:04.34 |
|                    | 5000m | 466 Anežka DRAHOTOVÁ | 21:21.15 |
|                    | 6000m | 466 Anežka DRAHOTOVÁ | 25:39.66 |
|                    | 7000m | 466 Anežka DRAHOTOVÁ | 29:57.03 |
|                    | 8000m | 466 Anežka DRAHOTOVÁ | 34:17.93 |
|                    | 9000m | 466 Anežka DRAHOTOVÁ | 38:36.45 |

| ALL-TIME TOP LIST |                          |                    |           | SEASON TOP LIST |                              |            |           |
|-------------------|--------------------------|--------------------|-----------|-----------------|------------------------------|------------|-----------|
| RESULT            | NAME                     | VENUE              | DATE      | RESULT          | NAME                         | VENUE      | DATE      |
| 42:43.0           | Svetlana VASILYEVA (RUS) | Sochi              | 27 Feb 11 | 42:47.25        | Anežka DRAHOTOVÁ (CZE)       | Eugene     | 23 Jul 14 |
| 42:47.25          | Anežka DRAHOTOVÁ (CZE)   | Eugene             | 23 Jul 14 | 44:02.64        | Na WANG (CHN)                | Eugene     | 23 Jul 14 |
| 42:49.7           | Hongmiao GAO (CHN)       | Jinan              | 15 Mar 92 | 44:16.72        | Yuanyuan NI (CHN)            | Eugene     | 23 Jul 14 |
| 42:53.9           | Lihong TAN (CHN)         | Jinan              | 15 Mar 92 | 44:32.84        | Laura GARCÍA-CARO (ESP)      | Eugene     | 23 Jul 14 |
| 42:59.48          | Elena LASHMANOVA (RUS)   | Tallinn (Kadriorg) | 21 Jul 11 | 44:57.30        | María PÉREZ (ESP)            | Eugene     | 23 Jul 14 |
| 43:10.4           | Qinqhua ZHANG (CHN)      | Jinan              | 15 Mar 92 | 45:54.07        | Rena GOTO (JPN)              | Eugene     | 23 Jul 14 |
| 43:11.34          | Vera SOKOLOVA (RUS)      | Kaunas             | 21 Jul 05 | 46:08.68        | Viktoryia RASHCHUPKINA (BLR) | Brest, BLR | 23 Jun 14 |
| 43:15.1           | Yan GU (CHN)             | Jinan              | 15 Mar 92 | 46:22.88        | Kana MINEMURA (JPN)          | Eugene     | 23 Jul 14 |
| 43:15.6           | Binqjie JIN (CHN)        | Anshan             | 4 Sep 89  | 46:42.06        | Stefany CORONADO (BOL)       | Eugene     | 23 Jul 14 |
| 43:22.2           | Yan SUN (CHN)            | Jinan              | 15 Mar 92 | 46:47.31        | Jéssica HANCCO (PER)         | Eugene     | 23 Jul 14 |





# RESULTS



## 4 x 100 Metres Relay Women - Final

| RECORDS                         | RESULT | TEAM                              | COUNTRY | VENUE                   | DATE                  |
|---------------------------------|--------|-----------------------------------|---------|-------------------------|-----------------------|
| World Junior Record <b>WJR</b>  | 43.29  | United States "Blue"              | USA     | Eugene, OR              | 8 Aug 2006            |
| Championships Record <b>CR</b>  | 43.40  | Jamaica                           | JAM     | Kingston, JAM           | 21 Jul 2002           |
| World Junior Leading <b>WJL</b> | 43.46  | United States                     | USA     | Eugene                  | 26 Jul 2014           |
| Area Junior Record <b>AJR</b>   |        | National Junior Record <b>NJR</b> |         | Personal Best <b>PB</b> | Season Best <b>SB</b> |

26 July 2014 17:18 START TIME 31° C TEMPERATURE 26 % HUMIDITY

| PLACE | TEAM  | BIB | LANE | REACTION | RESULT          | Fn         |
|-------|---|-----|------|----------|-----------------|------------|
| 1     | <b>UNITED STATES</b><br>1592 Teahna DANIELS<br>1629 Ariana WASHINGTON<br>1604 Jada MARTIN<br>1630 Kaylin WHITNEY          | USA | 3    | 0.171    | <b>43.46</b>    | <b>WJL</b> |
| 2     | <b>JAMAICA</b><br>913 Sashalee FORBES<br>899 Kedisha DALLAS<br>904 Saqukine CAMERON<br>919 Natalliah WHYTE                | JAM | 5    | 0.199    | <b>43.97</b>    | <b>SB</b>  |
| 3     | <b>GERMANY</b><br>739 Lisa Marie KWAYIE<br>732 Lisa MAYER<br>741 Gina LÜCKENKEMPER<br>731 Chantal BUTZEK                  | GER | 2    | 0.177    | <b>44.65</b>    | <b>SB</b>  |
| 4     | <b>TRINIDAD AND TOBAGO</b><br>1454 Aaliyah TELESFORD<br>1452 Zakiya DENOON<br>1457 Mauricia PRIETO<br>1451 Kayelle CLARKE | TTO | 4    | 0.168    | <b>44.75</b>    |            |
| 5     | <b>SWITZERLAND</b><br>1366 Majella HAURI<br>1365 Ajla DEL PONTE<br>1363 Sarah ATCHO<br>1370 Irina STREBEL                 | SUI | 8    | 0.175    | <b>45.02</b>    | <b>SB</b>  |
| 6     | <b>JAPAN</b><br>948 Sayaka ADACHI<br>949 Anna DOI<br>955 Tomoka TSUCHIHASHI<br>956 Maho TAKAMORI                          | JPN | 7    | 0.209    | <b>45.40</b>    |            |
|       | <b>BRAZIL</b><br>291 Leticia DE SOUZA<br>292 Vitoria Cristina ROSA<br>293 Mirna DA SILVA<br>290 Tamiris DE LIZ            | BRA | 6    | 0.152    | <b>DNF</b>      |            |
|       | <b>BAHAMAS</b><br>221 Devynne CHARLTON<br>222 Carmiesha COX<br>220 Brianne BETHEL<br>217 Keianna ALBURY                   | BAH | 1    | 0.149    | <b>DQ 170.7</b> |            |

**NOTE** IAAF Rule 170.7 - Passing the baton outside the takeover zone



**RESULTS**  
**4 x 100 Metres Relay Women - Final**

| ALL-TIME TOP LIST |                              |                    |           | SEASON TOP LIST |                            |                     |           |
|-------------------|------------------------------|--------------------|-----------|-----------------|----------------------------|---------------------|-----------|
| RESULT            | TEAM                         | VENUE              | DATE      | RESULT          | TEAM                       | VENUE               | DATE      |
| 43.29             | UNITED STATES (USA)          | Eugene, OR         | 8 Aug 06  | 43.46           | UNITED STATES (USA)        | Eugene              | 26 Jul 14 |
| 43.40             | JAMAICA (JAM)                | Kingston, JAM      | 21 Jul 02 | 43.97           | JAMAICA (JAM)              | Eugene              | 26 Jul 14 |
| 43.42             | GERMANY (GER)                | Tallinn (Kadriorg) | 24 Jul 11 | 44.23           | TRINIDAD AND TOBAGO (TTO)  | Morelia             | 4 Jul 14  |
| 43.44             | NIGERIA (NGR)                | Nairobi            | 9 Aug 87  | 44.61           | BRAZIL (BRA)               | Eugene              | 25 Jul 14 |
| 43.48             | GERMAN DEMOCRATIC REP. (GDR) | Sudbury            | 31 Jul 88 | 44.65           | GERMANY (GER)              | Eugene              | 26 Jul 14 |
| 43.68             | FRANCE (FRA)                 | Grosseto           | 18 Jul 04 | 44.66           | GREAT BRITAIN & N.I. (GBR) | Mannheim (Hoffmann) | 6 Jul 14  |
| 43.81             | GREAT BRITAIN & N.I. (GBR)   | Rieti              | 21 Jul 13 | 44.80           | JAMAICA YOUTH (JAM)        | Fort-de-France      | 20 Apr 14 |
| 43.98             | BRAZIL (BRA)                 | São Paulo          | 7 Jul 07  | 45.02           | SWITZERLAND (SUI)          | Eugene              | 26 Jul 14 |
| 44.04             | CUBA (CUB)                   | Sudbury            | 31 Jul 88 | 45.13           | NIGERIA (NGR)              | Warri               | 13 Jun 14 |
| 44.09             | NETHERLANDS (NED)            | Moncton            | 24 Jul 10 | 45.21           | NETHERLANDS (NED)          | Lier                | 21 Jun 14 |



# RESULT PROGRESSION



## 4 x 100 Metres Relay Women - Final

| RECORDS                         | RESULT                            | TEAM                    | COUNTRY               | VENUE         | DATE        |
|---------------------------------|-----------------------------------|-------------------------|-----------------------|---------------|-------------|
| World Junior Record <b>WJR</b>  | 43.29                             | United States "Blue"    | USA                   | Eugene, OR    | 8 Aug 2006  |
| Championships Record <b>CR</b>  | 43.40                             | Jamaica                 | JAM                   | Kingston, JAM | 21 Jul 2002 |
| World Junior Leading <b>WJL</b> | 43.46                             | United States           | USA                   | Eugene        | 26 Jul 2014 |
| Area Junior Record <b>AJR</b>   | National Junior Record <b>NJR</b> | Personal Best <b>PB</b> | Season Best <b>SB</b> |               |             |

26 July 2014

| RANK | BIB | TEAM                | PHASE   | HEAT | LANE | PLACE    | RESULT             |
|------|-----|---------------------|---------|------|------|----------|--------------------|
| 1    | USA | UNITED STATES       | Final   | 1    | 3    | 1        | 43.46 <b>WJL</b>   |
|      |     |                     | Round 1 | 1    | 6    | 1        | 44.03 Q <b>WJL</b> |
| 2    | JAM | JAMAICA             | Final   | 1    | 5    | 2        | 43.97 <b>SB</b>    |
|      |     |                     | Round 1 | 2    | 4    | 2        | 44.22 Q            |
| 3    | GER | GERMANY             | Final   | 1    | 2    | 3        | 44.65 <b>SB</b>    |
|      |     |                     | Round 1 | 1    | 5    | 5        | 44.87 q            |
| 4    | TTO | TRINIDAD AND TOBAGO | Final   | 1    | 4    | 4        | 44.75              |
|      |     |                     | Round 1 | 3    | 6    | 4        | 44.68 Q            |
| 5    | SUI | SWITZERLAND         | Final   | 1    | 8    | 5        | 45.02 <b>SB</b>    |
|      |     |                     | Round 1 | 2    | 2    | 6        | 45.17 Q <b>SB</b>  |
| 6    | JPN | JAPAN               | Final   | 1    | 7    | 6        | 45.40              |
|      |     |                     | Round 1 | 3    | 3    | 9        | 45.38 Q <b>SB</b>  |
|      | BRA | BRAZIL              | Final   | 1    | 6    | DNF      |                    |
|      |     |                     | Round 1 | 1    | 3    | 3        | 44.61 Q <b>SB</b>  |
|      | BAH | BAHAMAS             | Final   | 1    | 1    | DQ 170.7 |                    |
|      |     |                     | Round 1 | 1    | 2    | 7        | 45.22 q <b>SB</b>  |

**NOTE** IAAF Rule 170.7 - Passing the baton outside the takeover zone

| ALL-TIME TOP LIST |                              |                    |           | SEASON TOP LIST |                            |                     |           |
|-------------------|------------------------------|--------------------|-----------|-----------------|----------------------------|---------------------|-----------|
| RESULT            | TEAM                         | VENUE              | DATE      | RESULT          | TEAM                       | VENUE               | DATE      |
| 43.29             | UNITED STATES (USA)          | Eugene, OR         | 8 Aug 06  | 43.46           | UNITED STATES (USA)        | Eugene              | 26 Jul 14 |
| 43.40             | JAMAICA (JAM)                | Kingston, JAM      | 21 Jul 02 | 43.97           | JAMAICA (JAM)              | Eugene              | 26 Jul 14 |
| 43.42             | GERMANY (GER)                | Tallinn (Kadriori) | 24 Jul 11 | 44.23           | TRINIDAD AND TOBAGO (TTO)  | Morelia             | 4 Jul 14  |
| 43.44             | NIGERIA (NGR)                | Nairobi            | 9 Aug 87  | 44.61           | BRAZIL (BRA)               | Eugene              | 25 Jul 14 |
| 43.48             | GERMAN DEMOCRATIC REP. (GDR) | Sudbury            | 31 Jul 88 | 44.65           | GERMANY (GER)              | Eugene              | 26 Jul 14 |
| 43.68             | FRANCE (FRA)                 | Grosseto           | 18 Jul 04 | 44.66           | GREAT BRITAIN & N.I. (GBR) | Mannheim (Hoffmann) | 6 Jul 14  |
| 43.81             | GREAT BRITAIN & N.I. (GBR)   | Rieti              | 21 Jul 13 | 44.80           | JAMAICA YOUTH (JAM)        | Fort-de-France      | 20 Apr 14 |
| 43.98             | BRAZIL (BRA)                 | São Paulo          | 7 Jul 07  | 45.02           | SWITZERLAND (SUI)          | Eugene              | 26 Jul 14 |
| 44.04             | CUBA (CUB)                   | Sudbury            | 31 Jul 88 | 45.13           | NIGERIA (NGR)              | Warri               | 13 Jun 14 |
| 44.09             | NETHERLANDS (NED)            | Moncton            | 24 Jul 10 | 45.21           | NETHERLANDS (NED)          | Lier                | 21 Jun 14 |

## SUMMARY



## 4 x 100 Metres Relay Women - Round 1

First 2 in each heat (Q) and the next 2 fastest (q) advance to the Final

CYPRUS DISQUALIFIED BY THE REFEREE

| RECORDS                         | RESULT       | TEAM                              | COUNTRY | VENUE                   | DATE                  |
|---------------------------------|--------------|-----------------------------------|---------|-------------------------|-----------------------|
| World Junior Record <b>WJR</b>  | <b>43.29</b> | United States "Blue"              | USA     | Eugene, OR              | 8 Aug 2006            |
| Championships Record <b>CR</b>  | <b>43.40</b> | Jamaica                           | JAM     | Kingston, JAM           | 21 Jul 2002           |
| World Junior Leading <b>WJL</b> | <b>44.03</b> | United States                     | USA     | Eugene                  | 25 Jul 2014           |
| Area Junior Record <b>AJR</b>   |              | National Junior Record <b>NJR</b> |         | Personal Best <b>PB</b> | Season Best <b>SB</b> |

25 July 2014

| RANK | PLACE | HEAT | LANE | BIB | TEAM                 | REACTION | RESULT          |            |
|------|-------|------|------|-----|----------------------|----------|-----------------|------------|
| 1    | 1     | 1    | 6    | USA | UNITED STATES        | 0.172    | <b>44.03</b> Q  | <b>WJL</b> |
| 2    | 1     | 2    | 4    | JAM | JAMAICA              | 0.182    | <b>44.22</b> Q  |            |
| 3    | 2     | 1    | 3    | BRA | BRAZIL               | 0.149    | <b>44.61</b> Q  | <b>SB</b>  |
| 4    | 1     | 3    | 6    | TTO | TRINIDAD AND TOBAGO  | 0.183    | <b>44.68</b> Q  |            |
| 5    | 3     | 1    | 5    | GER | GERMANY              | 0.180    | <b>44.87</b> q  |            |
| 6    | 2     | 2    | 2    | SUI | SWITZERLAND          | 0.177    | <b>45.17</b> Q  | <b>SB</b>  |
| 7    | 4     | 1    | 2    | BAH | BAHAMAS              | 0.202    | <b>45.22</b> q  | <b>SB</b>  |
| 9    | 2     | 3    | 3    | JPN | JAPAN                | 0.143    | <b>45.38</b> Q  | <b>SB</b>  |
| 8    | 3     | 2    | 5    | NED | NETHERLANDS          | 0.169    | <b>45.29</b>    |            |
| 10   | 3     | 3    | 5    | AUS | AUSTRALIA            | 0.181    | <b>45.54</b>    |            |
| 11   | 4     | 2    | 6    | NGR | NIGERIA              | 0.197    | <b>45.93</b>    |            |
| 12   | 5     | 1    | 7    | RSA | SOUTH AFRICA         | 0.301    | <b>46.25</b>    | <b>SB</b>  |
|      |       | 2    | 7    | CAN | CANADA               | 0.159    | <b>DNF</b>      |            |
|      |       | 1    | 4    | FRA | FRANCE               | 0.198    | <b>DNF</b>      |            |
|      |       | 3    | 2    | GBR | GREAT BRITAIN & N.I. | 0.205    | <b>DNF</b>      |            |
|      |       | 3    | 7    | POL | POLAND               | 0.169    | <b>DNF</b>      |            |
|      |       | 3    | 4    | CYP | CYPRUS               | 0.165    | <b>DQ</b> 170.7 |            |
|      |       | 2    | 3    | BAR | BARBADOS             |          | <b>DNS</b>      |            |

NOTE IAAF Rule 170.7 - Passing the baton outside the takeover zone

| ALL-TIME TOP LIST |                              |                    |           | SEASON TOP LIST |                            |                     |           |
|-------------------|------------------------------|--------------------|-----------|-----------------|----------------------------|---------------------|-----------|
| RESULT            | TEAM                         | VENUE              | DATE      | RESULT          | TEAM                       | VENUE               | DATE      |
| 43.29             | UNITED STATES (USA)          | Eugene, OR         | 8 Aug 06  | 44.03           | UNITED STATES (USA)        | Eugene              | 25 Jul 14 |
| 43.40             | JAMAICA (JAM)                | Kingston, JAM      | 21 Jul 02 | 44.16           | JAMAICA (JAM)              | Fort-de-France      | 20 Apr 14 |
| 43.42             | GERMANY (GER)                | Tallinn (Kadriori) | 24 Jul 11 | 44.23           | TRINIDAD AND TOBAGO (TTO)  | Morelia             | 4 Jul 14  |
| 43.44             | NIGERIA (NGR)                | Nairobi            | 9 Aug 87  | 44.61           | BRAZIL (BRA)               | Eugene              | 25 Jul 14 |
| 43.48             | GERMAN DEMOCRATIC REP. (GDR) | Sudbury            | 31 Jul 88 | 44.66           | GREAT BRITAIN & N.I. (GBR) | Mannheim (Hoffmann) | 6 Jul 14  |
| 43.68             | FRANCE (FRA)                 | Grosseto           | 18 Jul 04 | 44.80           | JAMAICA YOUTH (JAM)        | Fort-de-France      | 20 Apr 14 |
| 43.81             | GREAT BRITAIN & N.I. (GBR)   | Rieti              | 21 Jul 13 | 44.84           | GERMANY (GER)              | Weinheim            | 31 May 14 |
| 43.98             | BRAZIL (BRA)                 | São Paulo          | 7 Jul 07  | 45.13           | NIGERIA (NGR)              | Warri               | 13 Jun 14 |
| 44.04             | CUBA (CUB)                   | Sudbury            | 31 Jul 88 | 45.17           | SWITZERLAND (SUI)          | Eugene              | 25 Jul 14 |
| 44.09             | NETHERLANDS (NED)            | Moncton            | 24 Jul 10 | 45.21           | NETHERLANDS (NED)          | Lier                | 21 Jun 14 |

## RESULTS



## 4 x 100 Metres Relay Women - Round 1

First 2 in each heat (Q) and the next 2 fastest (q) advance to the Final

CYPRUS DISQUALIFIED BY THE REFEREE

| RECORDS                         | RESULT | TEAM                              | COUNTRY | VENUE                   | DATE                  |
|---------------------------------|--------|-----------------------------------|---------|-------------------------|-----------------------|
| World Junior Record <b>WJR</b>  | 43.29  | United States "Blue"              | USA     | Eugene, OR              | 8 Aug 2006            |
| Championships Record <b>CR</b>  | 43.40  | Jamaica                           | JAM     | Kingston, JAM           | 21 Jul 2002           |
| World Junior Leading <b>WJL</b> | 44.03  | United States                     | USA     | Eugene                  | 25 Jul 2014           |
| Area Junior Record <b>AJR</b>   |        | National Junior Record <b>NJR</b> |         | Personal Best <b>PB</b> | Season Best <b>SB</b> |

Heat 1

3

25 July 2014 18:02 START TIME

28° C TEMPERATURE 33 % HUMIDITY

| PLACE | TEAM   | BIB | LANE | REACTION | RESULT       | Q | Fn         |
|-------|--|-----|------|----------|--------------|---|------------|
| 1     | <b>UNITED STATES</b><br>1592 Teahna DANIELS<br>1629 Ariana WASHINGTON<br>1604 Jada MARTIN<br>1628 Ky WESTBROOK | USA | 6    | 0.172    | <b>44.03</b> | Q | <b>WJL</b> |
| 2     | <b>BRAZIL</b><br>291 Leticia DE SOUZA<br>292 Vitoria Cristina ROSA<br>293 Mirna DA SILVA<br>290 Tamiris DE LIZ | BRA | 3    | 0.149    | <b>44.61</b> | Q | <b>SB</b>  |
| 3     | <b>GERMANY</b><br>739 Lisa Marie KWAYIE<br>732 Lisa MAYER<br>741 Gina LÜCKENKEMPER<br>731 Chantal BUTZEK       | GER | 5    | 0.180    | <b>44.87</b> | q |            |
| 4     | <b>BAHAMAS</b><br>222 Carmiesha COX<br>218 Jenae AMBROSE<br>220 Brianna BETHEL<br>217 Keianna ALBURY           | BAH | 2    | 0.202    | <b>45.22</b> | q | <b>SB</b>  |
| 5     | <b>SOUTH AFRICA</b><br>1276 Carla JOHNSON<br>1273 Simoné DU PLOOY<br>1275 Robyn HAUPT<br>1280 Tebogo MAMATHU   | RSA | 7    | 0.301    | <b>46.25</b> |   | <b>SB</b>  |
|       | <b>FRANCE</b><br>620 Solenn COMPPER<br>616 Eva BERGER<br>628 Maroussia PARÉ<br>629 Floriane GNAFOUA            | FRA | 4    | 0.198    | <b>DNF</b>   |   |            |



**RESULTS**  
**4 x 100 Metres Relay Women - Round 1**

**Heat 2** **3**

25 July 2014 18:09 START TIME 28° C TEMPERATURE 33 % HUMIDITY

| PLACE | TEAM   | BIB | LANE | REACTION | RESULT       | Fn          |
|-------|--|-----|------|----------|--------------|-------------|
| 1     | <b>JAMAICA</b><br>912 Shimayra WILLIAMS<br>910 Chanice BONNER<br>913 Sashalee FORBES<br>904 Saqukine CAMERON               | JAM | 4    | 0.182    | <b>44.22</b> | Q           |
| 2     | <b>SWITZERLAND</b><br>1366 Majella HAURI<br>1365 Ajla DEL PONTE<br>1363 Sarah ATCHO<br>1370 Irina STREBEL                  | SUI | 2    | 0.177    | <b>45.17</b> | Q <b>SB</b> |
| 3     | <b>NETHERLANDS</b><br>1105 Lieke KLAVER<br>1104 Tasa JIYA<br>1101 Eva HOVENKAMP<br>1103 Marije VAN HUNESTIJN               | NED | 5    | 0.169    | <b>45.29</b> |             |
| 4     | <b>NIGERIA</b><br>1127 Abolaji OMOTAYO<br>1121 Ese BRUME<br>1124 Haisha Kikelomo BISIOLU<br>1126 Deborah Oluwaseun ODEYEMI | NGR | 6    | 0.197    | <b>45.93</b> |             |
|       | <b>CANADA</b><br>335 Leya BUCHANAN<br>341 Sade MCCREATH<br>334 Natasha BROWN<br>342 Raquel TJERNAGEL                       | CAN | 7    | 0.159    | <b>DNF</b>   |             |
|       | <b>BARBADOS</b>  | BAR | 3    |          | <b>DNS</b>   |             |



**RESULTS**  
**4 x 100 Metres Relay Women - Round 1**

**Heat 3** **3**

25 July 2014 18:17 START TIME 28° C TEMPERATURE 33 % HUMIDITY

| PLACE | TEAM  | BIB | LANE | REACTION | RESULT          | Fn          |
|-------|---|-----|------|----------|-----------------|-------------|
| 1     | <b>TRINIDAD AND TOBAGO</b><br>1454 Aaliyah TELESFORD<br>1452 Zakiya DENOON<br>1457 Mauricia PRIETO<br>1451 Kayelle CLARKE | TTO | 6    | 0.183    | <b>44.68</b>    | Q           |
| 2     | <b>JAPAN</b><br>948 Sayaka ADACHI<br>949 Anna DOI<br>955 Tomoka TSUCHIHASHI<br>956 Maho TAKAMORI                          | JPN | 3    | 0.143    | <b>45.38</b>    | Q <b>SB</b> |
| 3     | <b>AUSTRALIA</b><br>170 Hana BASIC<br>180 Audrey KYRIACOU<br>169 Tavleen SINGH<br>164 Larissa CHAMBERS                    | AUS | 5    | 0.181    | <b>45.54</b>    |             |
|       | <b>GREAT BRITAIN &amp; N.I.</b><br>676 Ama PIPI<br>670 Cheriece HYLTON<br>677 Iman LANSIQUOT<br>674 Desiree HENRY         | GBR | 2    | 0.205    | <b>DNF</b>      |             |
|       | <b>POLAND</b><br>1206 Weronika BLAZEK<br>1207 Klaudia GOLABEK<br>1208 Kamila JANOWSKA<br>1204 Ewa SWOBODA                 | POL | 7    | 0.169    | <b>DNF</b>      |             |
|       | <b>CYPRUS</b><br>448 Marianna PISIARA<br>447 Olivia FOTOPOULOU<br>446 Dimitra KYRIAKIDOU<br>442 Paraskevi ANDREOU         | CYP | 4    | 0.165    | <b>DQ 170.7</b> |             |

**NOTE** IAAF Rule 170.7 - Passing the baton outside the takeover zone

| ALL-TIME TOP LIST |                              |                    |           | SEASON TOP LIST |                            |                     |           |
|-------------------|------------------------------|--------------------|-----------|-----------------|----------------------------|---------------------|-----------|
| RESULT            | TEAM                         | VENUE              | DATE      | RESULT          | TEAM                       | VENUE               | DATE      |
| 43.29             | UNITED STATES (USA)          | Eugene, OR         | 8 Aug 06  | 44.03           | UNITED STATES (USA)        | Eugene              | 25 Jul 14 |
| 43.40             | JAMAICA (JAM)                | Kingston, JAM      | 21 Jul 02 | 44.16           | JAMAICA (JAM)              | Fort-de-France      | 20 Apr 14 |
| 43.42             | GERMANY (GER)                | Tallinn (Kadriorg) | 24 Jul 11 | 44.23           | TRINIDAD AND TOBAGO (TTO)  | Morelia             | 4 Jul 14  |
| 43.44             | NIGERIA (NGR)                | Nairobi            | 9 Aug 87  | 44.61           | BRAZIL (BRA)               | Eugene              | 25 Jul 14 |
| 43.48             | GERMAN DEMOCRATIC REP. (GDR) | Sudbury            | 31 Jul 88 | 44.66           | GREAT BRITAIN & N.I. (GBR) | Mannheim (Hoffmann) | 6 Jul 14  |
| 43.68             | FRANCE (FRA)                 | Grosseto           | 18 Jul 04 | 44.80           | JAMAICA YOUTH (JAM)        | Fort-de-France      | 20 Apr 14 |
| 43.81             | GREAT BRITAIN & N.I. (GBR)   | Rieti              | 21 Jul 13 | 44.84           | GERMANY (GER)              | Weinheim            | 31 May 14 |
| 43.98             | BRAZIL (BRA)                 | São Paulo          | 7 Jul 07  | 45.13           | NIGERIA (NGR)              | Warri               | 13 Jun 14 |
| 44.04             | CUBA (CUB)                   | Sudbury            | 31 Jul 88 | 45.17           | SWITZERLAND (SUI)          | Eugene              | 25 Jul 14 |
| 44.09             | NETHERLANDS (NED)            | Moncton            | 24 Jul 10 | 45.21           | NETHERLANDS (NED)          | Lier                | 21 Jun 14 |



# RESULTS



## 4 x 400 Metres Relay Women - Final

| RECORDS                         | RESULT  | TEAM                              | COUNTRY | VENUE                   | DATE                  |
|---------------------------------|---------|-----------------------------------|---------|-------------------------|-----------------------|
| World Junior Record <b>WJR</b>  | 3:27.60 | United States                     | USA     | Grosseto                | 18 Jul 2004           |
| Championships Record <b>CR</b>  | 3:27.60 | United States                     | USA     | Grosseto                | 18 Jul 2004           |
| World Junior Leading <b>WJL</b> | 3:30.42 | United States                     | USA     | Eugene                  | 27 Jul 2014           |
| Area Junior Record <b>AJR</b>   |         | National Junior Record <b>NJR</b> |         | Personal Best <b>PB</b> | Season Best <b>SB</b> |

27 July 2014 16:31 START TIME 29° C TEMPERATURE 35 % HUMIDITY

| PLACE | TEAM   | BIB | LANE | REACTION | RESULT           | Fn         |
|-------|--|-----|------|----------|------------------|------------|
| 1     | <b>UNITED STATES</b><br>1603 Shamier LITTLE<br>1581 Olivia BAKER<br>1625 Shakima WIMBLEY<br>1580 Kendall BAISDEN                       | USA | 3    | 0.253    | <b>3:30.42</b>   | <b>WJL</b> |
| 2     | <b>GREAT BRITAIN &amp; N.I.</b><br>684 Shona RICHARDS<br>668 Loren BLEAKEN<br>669 Sabrina BAKARE<br>670 Cheriece HYLTON                | GBR | 5    | 0.165    | <b>3:32.00</b>   | <b>SB</b>  |
| 3     | <b>GERMANY</b><br>727 Laura MÜLLER<br>728 Hannah MERGENTHALER<br>735 Laura GLÄSNER<br>726 Ann-Kathrin KOPF                             | GER | 2    | 0.205    | <b>3:33.02</b>   | <b>SB</b>  |
| 4     | <b>CANADA</b><br>338 Taylor SHARPE<br>339 Kendra CLARKE<br>333 Christian BRENNAN<br>340 Madeline PRICE                                 | CAN | 6    | 0.179    | <b>3:33.17</b>   | <b>NJR</b> |
| 5     | <b>NIGERIA</b><br>1123 Praise Oghenefejiro IDAMADUDU<br>1122 Jennifer Adaeze EDOBI<br>1119 Yinka AJAYI<br>1125 Edidiong Ofonime ODIONG | NGR | 8    | 0.200    | <b>3:35.14</b>   |            |
| 6     | <b>POLAND</b><br>1202 Natalia BARTOSIEWICZ<br>1201 Oliwia PAKULA<br>1203 Aleksandra SZCZERBACZEWICZ<br>1197 Adrianna JANOWICZ          | POL | 7    | 0.194    | <b>3:37.52</b>   | <b>SB</b>  |
| 7     | <b>AUSTRALIA</b><br>166 Emily LAWSON<br>163 Georgia WASSALL<br>176 Georgia GRIFFITH<br>167 Samantha LIND                               | AUS | 1    | 0.183    | <b>3:39.65</b>   |            |
|       | <b>JAMAICA</b><br>909 Dawnatee LONEY<br>908 Tiffany JAMES<br>907 Asaine HALL<br>906 Genekee LEITH                                      | JAM | 4    | 0.243    | <b>DQ 170.19</b> |            |

**NOTE** IAAF Rule 170.19 - Starting outside the takeover zone

| INTERMEDIATE TIMES | 400m  | 800m    | 1200m   |
|--------------------|-------|---------|---------|
| AUSTRALIA          | 52.28 |         |         |
| UNITED STATES      |       | 1:45.68 |         |
| UNITED STATES      |       |         | 2:38.14 |





**RESULTS**  
**4 x 400 Metres Relay Women - Final**

| ALL-TIME TOP LIST |                              |                    |           | SEASON TOP LIST |                            |                |           |
|-------------------|------------------------------|--------------------|-----------|-----------------|----------------------------|----------------|-----------|
| RESULT            | TEAM                         | VENUE              | DATE      | RESULT          | TEAM                       | VENUE          | DATE      |
| 3:27.60           | UNITED STATES (USA)          | Grosseto           | 18 Jul 04 | 3:30.42         | UNITED STATES (USA)        | Eugene         | 27 Jul 14 |
| 3:28.39           | GERMAN DEMOCRATIC REP. (GDR) | Sudbury            | 31 Jul 88 | 3:32.00         | GREAT BRITAIN & N.I. (GBR) | Eugene         | 27 Jul 14 |
| 3:29.66           | JAMAICA YOUTH (JAM)          | Philadelphia, PA   | 28 Apr 01 | 3:33.02         | GERMANY (GER)              | Eugene         | 27 Jul 14 |
| 3:30.03           | RUSSIA (RUS)                 | Grosseto           | 18 Jul 04 | 3:33.17         | CANADA (CAN)               | Eugene         | 27 Jul 14 |
| 3:30.38           | AUSTRALIA (AUS)              | Plovdiv            | 12 Aug 90 | 3:34.99         | NIGERIA (NGR)              | Eugene         | 26 Jul 14 |
| 3:30.46           | GREAT BRITAIN & N.I. (GBR)   | Kingston, JAM      | 21 Jul 02 | 3:36.15         | CUBA (CUB)                 | Camagüey       | 9 Mar 14  |
| 3:30.51           | JAMAICA (JAM)                | Kingston (NS), JAM | 16 Mar 13 | 3:37.52         | POLAND (POL)               | Eugene         | 27 Jul 14 |
| 3:30.72           | BULGARIA (BUL)               | Sofia              | 24 Jul 83 | 3:37.65         | JAMAICA YOUTH (JAM)        | Fort-de-France | 21 Apr 14 |
| 3:30.84           | NIGERIA (NGR)                | Beijing (CSC)      | 20 Aug 06 | 3:38.20         | JAMAICA (JAM)              | Fort-de-France | 21 Apr 14 |
| 3:31.12           | GERMANY (GER)                | Sydney (SOPAC)     | 25 Aug 96 | 3:39.18         | AUSTRALIA (AUS)            | Eugene         | 26 Jul 14 |



# RESULT PROGRESSION



## 4 x 400 Metres Relay Women - Final

| RECORDS                         | RESULT                            | TEAM          | COUNTRY                 | VENUE                 | DATE        |
|---------------------------------|-----------------------------------|---------------|-------------------------|-----------------------|-------------|
| World Junior Record <b>WJR</b>  | 3:27.60                           | United States | USA                     | Grosseto              | 18 Jul 2004 |
| Championships Record <b>CR</b>  | 3:27.60                           | United States | USA                     | Grosseto              | 18 Jul 2004 |
| World Junior Leading <b>WJL</b> | 3:30.42                           | United States | USA                     | Eugene                | 27 Jul 2014 |
| Area Junior Record <b>AJR</b>   | National Junior Record <b>NJR</b> |               | Personal Best <b>PB</b> | Season Best <b>SB</b> |             |

27 July 2014

| RANK | BIB | TEAM                 | PHASE   | HEAT | LANE | PLACE | RESULT    |            |
|------|-----|----------------------|---------|------|------|-------|-----------|------------|
| 1    | USA | UNITED STATES        | Final   | 1    | 3    | 1     | 3:30.42   | <b>WJL</b> |
|      |     |                      | Round 1 | 2    | 3    | 1     | 3:32.73 Q | <b>WJL</b> |
| 2    | GBR | GREAT BRITAIN & N.I. | Final   | 1    | 5    | 2     | 3:32.00   | <b>SB</b>  |
|      |     |                      | Round 1 | 1    | 4    | 4     | 3:35.37 Q | <b>SB</b>  |
| 3    | GER | GERMANY              | Final   | 1    | 2    | 3     | 3:33.02   | <b>SB</b>  |
|      |     |                      | Round 1 | 2    | 4    | 8     | 3:39.78 q | <b>SB</b>  |
| 4    | CAN | CANADA               | Final   | 1    | 6    | 4     | 3:33.17   | <b>NJR</b> |
|      |     |                      | Round 1 | 2    | 7    | 2     | 3:34.88 Q | <b>SB</b>  |
| 5    | NGR | NIGERIA              | Final   | 1    | 8    | 5     | 3:35.14   |            |
|      |     |                      | Round 1 | 2    | 6    | 3     | 3:34.99 Q | <b>SB</b>  |
| 6    | POL | POLAND               | Final   | 1    | 7    | 6     | 3:37.52   | <b>SB</b>  |
|      |     |                      | Round 1 | 1    | 3    | 7     | 3:39.51 Q | <b>SB</b>  |
| 7    | AUS | AUSTRALIA            | Final   | 1    | 1    | 7     | 3:39.65   |            |
|      |     |                      | Round 1 | 2    | 5    | 6     | 3:39.18 q | <b>SB</b>  |
|      | JAM | JAMAICA              | Final   | 1    | 4    |       | DQ 170.19 |            |
|      |     |                      | Round 1 | 1    | 6    | 5     | 3:38.89 Q |            |

**NOTE** IAAF Rule 170.19 - Starting outside the takeover zone  
IAAF Rule 163.5 - Leaving the lane before the breakline

| ALL-TIME TOP LIST |                              |                    |           | SEASON TOP LIST |                            |                |           |
|-------------------|------------------------------|--------------------|-----------|-----------------|----------------------------|----------------|-----------|
| RESULT            | TEAM                         | VENUE              | DATE      | RESULT          | TEAM                       | VENUE          | DATE      |
| 3:27.60           | UNITED STATES (USA)          | Grosseto           | 18 Jul 04 | 3:30.42         | UNITED STATES (USA)        | Eugene         | 27 Jul 14 |
| 3:28.39           | GERMAN DEMOCRATIC REP. (GDR) | Sudbury            | 31 Jul 88 | 3:32.00         | GREAT BRITAIN & N.I. (GBR) | Eugene         | 27 Jul 14 |
| 3:29.66           | JAMAICA YOUTH (JAM)          | Philadelphia, PA   | 28 Apr 01 | 3:33.02         | GERMANY (GER)              | Eugene         | 27 Jul 14 |
| 3:30.03           | RUSSIA (RUS)                 | Grosseto           | 18 Jul 04 | 3:33.17         | CANADA (CAN)               | Eugene         | 27 Jul 14 |
| 3:30.38           | AUSTRALIA (AUS)              | Plovdiv            | 12 Aug 90 | 3:34.99         | NIGERIA (NGR)              | Eugene         | 26 Jul 14 |
| 3:30.46           | GREAT BRITAIN & N.I. (GBR)   | Kingston, JAM      | 21 Jul 02 | 3:36.15         | CUBA (CUB)                 | Camagüey       | 9 Mar 14  |
| 3:30.51           | JAMAICA (JAM)                | Kingston (NS), JAM | 16 Mar 13 | 3:37.52         | POLAND (POL)               | Eugene         | 27 Jul 14 |
| 3:30.72           | BULGARIA (BUL)               | Sofia              | 24 Jul 83 | 3:37.65         | JAMAICA YOUTH (JAM)        | Fort-de-France | 21 Apr 14 |
| 3:30.84           | NIGERIA (NGR)                | Beijing (CSC)      | 20 Aug 06 | 3:38.20         | JAMAICA (JAM)              | Fort-de-France | 21 Apr 14 |
| 3:31.12           | GERMANY (GER)                | Sydney (SOPAC)     | 25 Aug 96 | 3:39.18         | AUSTRALIA (AUS)            | Eugene         | 26 Jul 14 |

## SUMMARY



## 4 x 400 Metres Relay Women - Round 1

First 3 in each heat (Q) and the next 2 fastest (q) advance to the Final

| RECORDS                         | RESULT  | TEAM                              | COUNTRY | VENUE                   | DATE                  |
|---------------------------------|---------|-----------------------------------|---------|-------------------------|-----------------------|
| World Junior Record <b>WJR</b>  | 3:27.60 | United States                     | USA     | Grosseto                | 18 Jul 2004           |
| Championships Record <b>CR</b>  | 3:27.60 | United States                     | USA     | Grosseto                | 18 Jul 2004           |
| World Junior Leading <b>WJL</b> | 3:32.73 | United States                     | USA     | Eugene                  | 26 Jul 2014           |
| Area Junior Record <b>AJR</b>   |         | National Junior Record <b>NJR</b> |         | Personal Best <b>PB</b> | Season Best <b>SB</b> |

26 July 2014

| RANK | PLACE | HEAT | LANE | BIB | TEAM                 | REACTION | RESULT    |            |
|------|-------|------|------|-----|----------------------|----------|-----------|------------|
| 1    | 1     | 2    | 3    | USA | UNITED STATES        | 0.327    | 3:32.73 Q | <b>WJL</b> |
| 2    | 2     | 2    | 7    | CAN | CANADA               | 0.212    | 3:34.88 Q | <b>SB</b>  |
| 3    | 3     | 2    | 6    | NGR | NIGERIA              | 0.207    | 3:34.99 Q | <b>SB</b>  |
| 4    | 1     | 1    | 4    | GBR | GREAT BRITAIN & N.I. | 0.180    | 3:35.37 Q | <b>SB</b>  |
| 5    | 2     | 1    | 6    | JAM | JAMAICA              | 0.238    | 3:38.89 Q |            |
| 6    | 4     | 2    | 5    | AUS | AUSTRALIA            | 0.187    | 3:39.18 q | <b>SB</b>  |
| 7    | 3     | 1    | 3    | POL | POLAND               | 0.173    | 3:39.51 Q | <b>SB</b>  |
| 8    | 5     | 2    | 4    | GER | GERMANY              | 0.232    | 3:39.78 q | <b>SB</b>  |
| 9    | 6     | 2    | 2    | SLO | SLOVENIA             | 0.245    | 3:42.91   | <b>NJR</b> |
| 10   | 4     | 1    | 5    | ITA | ITALY                | 0.217    | 3:43.06   | <b>SB</b>  |
| 11   | 5     | 1    | 7    | FRA | FRANCE               | 0.183    | 3:46.68   | <b>SB</b>  |
| 12   | 6     | 1    | 2    | IND | INDIA                | 0.207    | 3:52.75   |            |
|      |       | 1    | 8    | CZE | CZECH REPUBLIC       | 0.195    | DQ        | 163.5      |

**NOTE** IAAF Rule 163.5 - Leaving the lane before the breakline

| ALL-TIME TOP LIST |                              |                    |           | SEASON TOP LIST |                            |                |           |
|-------------------|------------------------------|--------------------|-----------|-----------------|----------------------------|----------------|-----------|
| RESULT            | TEAM                         | VENUE              | DATE      | RESULT          | TEAM                       | VENUE          | DATE      |
| 3:27.60           | UNITED STATES (USA)          | Grosseto           | 18 Jul 04 | 3:32.73         | UNITED STATES (USA)        | Eugene         | 26 Jul 14 |
| 3:28.39           | GERMAN DEMOCRATIC REP. (GDR) | Sudbury            | 31 Jul 88 | 3:34.88         | CANADA (CAN)               | Eugene         | 26 Jul 14 |
| 3:29.66           | JAMAICA YOUTH (JAM)          | Philadelphia, PA   | 28 Apr 01 | 3:34.99         | NIGERIA (NGR)              | Eugene         | 26 Jul 14 |
| 3:30.03           | RUSSIA (RUS)                 | Grosseto           | 18 Jul 04 | 3:35.37         | GREAT BRITAIN & N.I. (GBR) | Eugene         | 26 Jul 14 |
| 3:30.38           | AUSTRALIA (AUS)              | Plovdiv            | 12 Aug 90 | 3:36.15         | CUBA (CUB)                 | Camagüey       | 9 Mar 14  |
| 3:30.46           | GREAT BRITAIN & N.I. (GBR)   | Kingston, JAM      | 21 Jul 02 | 3:37.65         | JAMAICA YOUTH (JAM)        | Fort-de-France | 21 Apr 14 |
| 3:30.51           | JAMAICA (JAM)                | Kingston (NS), JAM | 16 Mar 13 | 3:38.20         | JAMAICA (JAM)              | Fort-de-France | 21 Apr 14 |
| 3:30.72           | BULGARIA (BUL)               | Sofia              | 24 Jul 83 | 3:39.18         | AUSTRALIA (AUS)            | Eugene         | 26 Jul 14 |
| 3:30.84           | NIGERIA (NGR)                | Beijing (CSC)      | 20 Aug 06 | 3:39.51         | POLAND (POL)               | Eugene         | 26 Jul 14 |
| 3:31.12           | GERMANY (GER)                | Sydney (SOPAC)     | 25 Aug 96 | 3:39.65         | BAHAMAS YOUTH (BAH)        | Fort-de-France | 21 Apr 14 |

# RESULTS



## 4 x 400 Metres Relay Women - Round 1

First 3 in each heat (Q) and the next 2 fastest (q) advance to the Final

| RECORDS                         | RESULT  | TEAM                              | COUNTRY | VENUE                   | DATE                  |
|---------------------------------|---------|-----------------------------------|---------|-------------------------|-----------------------|
| World Junior Record <b>WJR</b>  | 3:27.60 | United States                     | USA     | Grosseto                | 18 Jul 2004           |
| Championships Record <b>CR</b>  | 3:27.60 | United States                     | USA     | Grosseto                | 18 Jul 2004           |
| World Junior Leading <b>WJL</b> | 3:32.73 | United States                     | USA     | Eugene                  | 26 Jul 2014           |
| Area Junior Record <b>AJR</b>   |         | National Junior Record <b>NJR</b> |         | Personal Best <b>PB</b> | Season Best <b>SB</b> |

Heat 1

2

26 July 2014 15:02 START TIME

29° C TEMPERATURE 35 % HUMIDITY

| PLACE | TEAM  | BIB | LANE | REACTION | RESULT         | Q     | SB        | Fn |
|-------|---|-----|------|----------|----------------|-------|-----------|----|
| 1     | <b>GREAT BRITAIN &amp; N.I.</b><br>671 Laviai NIELSEN<br>668 Loren BLEAKEN<br>672 Nikita CAMPBELL-SMITH<br>669 Sabrina BAKARE             | GBR | 4    | 0.180    | <b>3:35.37</b> | Q     | <b>SB</b> |    |
| 2     | <b>JAMAICA</b><br>907 Asaine HALL<br>908 Tiffany JAMES<br>909 Dawnalee LONEY<br>905 Yanique MCNEIL  | JAM | 6    | 0.238    | <b>3:38.89</b> | Q     |           |    |
| 3     | <b>POLAND</b><br>1200 Karolina CIESIELSKA<br>1201 Oliwia PAKULA<br>1202 Natalia BARTOSIEWICZ<br>1197 Adrianna JANOWICZ                    | POL | 3    | 0.173    | <b>3:39.51</b> | Q     | <b>SB</b> |    |
| 4     | <b>ITALY</b><br>870 Ylenia VITALE<br>871 Lucia PASQUALE<br>873 Alessia BALDI<br>872 Alice MANGIONE  | ITA | 5    | 0.217    | <b>3:43.06</b> |       | <b>SB</b> |    |
| 5     | <b>FRANCE</b><br>626 Corane GAZEAU<br>625 Charlotte MOUCHET<br>628 Maroussia PARÉ<br>624 Déborah SANANES                                  | FRA | 7    | 0.183    | <b>3:46.68</b> |       | <b>SB</b> |    |
| 6     | <b>INDIA</b><br>800 Arachana Ramdas ADHAV<br>803 Jessy JOSEPH<br>804 Jisha VEENDAKUNNU VELAYUDHAN<br>805 Vijayakumari GOWDENAHALLI KUMARA | IND | 2    | 0.207    | <b>3:52.75</b> |       |           |    |
|       | <b>CZECH REPUBLIC</b><br>460 Helena JIRANOVÁ<br>464 Dominika KRUPAROVÁ<br>465 Pavla FALHAROVÁ<br>461 Zdenka SEIDLOVÁ                      | CZE | 8    | 0.195    | <b>DQ</b>      | 163.5 |           |    |

**NOTE** IAAF Rule 163.5 - Leaving the lane before the breakline

| INTERMEDIATE TIMES | 400m  | JAMAICA              | 54.02   |
|--------------------|-------|----------------------|---------|
|                    | 800m  | GREAT BRITAIN & N.I. | 1:47.60 |
|                    | 1200m | GREAT BRITAIN & N.I. | 2:41.44 |



**RESULTS**  
**4 x 400 Metres Relay Women - Round 1**

**Heat 2** **2**

26 July 2014 15:11 START TIME 30° C TEMPERATURE 31 % HUMIDITY

| PLACE | TEAM   | BIB | LANE | REACTION | RESULT         | Q | FR         |
|-------|--|-----|------|----------|----------------|---|------------|
| 1     | <b>UNITED STATES</b><br>1625 Shakima WIMBLEY<br>1624 Felecia MAJORS<br>1626 Aaliyah BARNES<br>1581 Olivia BAKER                        | USA | 3    | 0.327    | <b>3:32.73</b> | Q | <b>WJL</b> |
| 2     | <b>CANADA</b><br>338 Taylor SHARPE<br>339 Kendra CLARKE<br>333 Christian BRENNAN<br>340 Madeline PRICE                                 | CAN | 7    | 0.212    | <b>3:34.88</b> | Q | <b>SB</b>  |
| 3     | <b>NIGERIA</b><br>1123 Praise Oghenefejiro IDAMADUDU<br>1122 Jennifer Adaeze EDOBI<br>1119 Yinka AJAYI<br>1125 Edidiong Ofonime ODIONG | NGR | 6    | 0.207    | <b>3:34.99</b> | Q | <b>SB</b>  |
| 4     | <b>AUSTRALIA</b><br>166 Emily LAWSON<br>163 Georgia WASSALL<br>176 Georgia GRIFFITH<br>167 Samantha LIND                               | AUS | 5    | 0.187    | <b>3:39.18</b> | q | <b>SB</b>  |
| 5     | <b>GERMANY</b><br>728 Hannah MERGENTHALER<br>730 Noelya SCHONIG<br>729 Eleni FROMMANN<br>726 Ann-Kathrin KOPF                          | GER | 4    | 0.232    | <b>3:39.78</b> | q | <b>SB</b>  |
| 6     | <b>SLOVENIA</b><br>1344 Maja POGOREVC<br>1339 Anita HORVAT<br>1346 Aneja SIMONCIC<br>1345 Julija PRAPROTIK                             | SLO | 2    | 0.245    | <b>3:42.91</b> |   | <b>NJR</b> |

| INTERMEDIATE TIMES | 400m          | 800m    | 1200m |
|--------------------|---------------|---------|-------|
|                    | UNITED STATES | 53.09   |       |
|                    | UNITED STATES | 1:46.42 |       |
|                    | UNITED STATES | 2:38.84 |       |

| ALL-TIME TOP LIST |                              |                    |           | SEASON TOP LIST |                            |                |           |
|-------------------|------------------------------|--------------------|-----------|-----------------|----------------------------|----------------|-----------|
| RESULT            | TEAM                         | VENUE              | DATE      | RESULT          | TEAM                       | VENUE          | DATE      |
| 3:27.60           | UNITED STATES (USA)          | Grosseto           | 18 Jul 04 | 3:32.73         | UNITED STATES (USA)        | Eugene         | 26 Jul 14 |
| 3:28.39           | GERMAN DEMOCRATIC REP. (GDR) | Sudbury            | 31 Jul 88 | 3:34.88         | CANADA (CAN)               | Eugene         | 26 Jul 14 |
| 3:29.66           | JAMAICA YOUTH (JAM)          | Philadelphia, PA   | 28 Apr 01 | 3:34.99         | NIGERIA (NGR)              | Eugene         | 26 Jul 14 |
| 3:30.03           | RUSSIA (RUS)                 | Grosseto           | 18 Jul 04 | 3:35.37         | GREAT BRITAIN & N.I. (GBR) | Eugene         | 26 Jul 14 |
| 3:30.38           | AUSTRALIA (AUS)              | Plovdiv            | 12 Aug 90 | 3:36.15         | CUBA (CUB)                 | Camagüey       | 9 Mar 14  |
| 3:30.46           | GREAT BRITAIN & N.I. (GBR)   | Kingston, JAM      | 21 Jul 02 | 3:37.65         | JAMAICA YOUTH (JAM)        | Fort-de-France | 21 Apr 14 |
| 3:30.51           | JAMAICA (JAM)                | Kingston (NS), JAM | 16 Mar 13 | 3:38.20         | JAMAICA (JAM)              | Fort-de-France | 21 Apr 14 |
| 3:30.72           | BULGARIA (BUL)               | Sofia              | 24 Jul 83 | 3:39.18         | AUSTRALIA (AUS)            | Eugene         | 26 Jul 14 |
| 3:30.84           | NIGERIA (NGR)                | Beijing (CSC)      | 20 Aug 06 | 3:39.51         | POLAND (POL)               | Eugene         | 26 Jul 14 |
| 3:31.12           | GERMANY (GER)                | Sydney (SOPAC)     | 25 Aug 96 | 3:39.65         | BAHAMAS YOUTH (BAH)        | Fort-de-France | 21 Apr 14 |



# RESULTS



## 100 Metres Hurdles Women - Heptathlon

| RECORDS                | RESULT      | NAME  | COUNTRY                | AGE        | VENUE | DATE                       |             |             |           |
|------------------------|-------------|-------|------------------------|------------|-------|----------------------------|-------------|-------------|-----------|
| World Hep. Junior Best | <b>WHJB</b> | 12.99 | Kendell WILLIAMS       | USA        | 19    | Eugene (Hayward Field), OR | 12 Jun 2014 |             |           |
| Champ. Heptathlon Best | <b>CHB</b>  | 13.24 | Nadine VISSER          | NED        | 19    | Eugene                     | 22 Jul 2014 |             |           |
| Area Junior Record     | <b>AJR</b>  |       | National Junior Record | <b>NJR</b> |       | Personal Best              | <b>PB</b>   | Season Best | <b>SB</b> |

**Heat 1** 3      22 July 2014    09:59 START TIME      17° C    72 %  
TEMPERATURE    HUMIDITY      -0.8 m/s WIND

| PLACE | BIB  | NAME               | COUNTRY | DATE of BIRTH | LANE | RESULT | REACTION  | Fn    | POINTS | TOTAL |
|-------|------|--------------------|---------|---------------|------|--------|-----------|-------|--------|-------|
| 1     | 1309 | Mariia PAVLOVA     | RUS     | 21 May 96     | 6    | 14.27  | <b>PB</b> | 0.174 |        | 941   |
| 2     | 1362 | Caroline AGNOU     | SUI     | 26 May 96     | 8    | 14.31  | <b>PB</b> | 0.179 |        | 935   |
| 3     | 187  | Casidhe SIMMONS    | AUS     | 06 Feb 95     | 5    | 14.46  | <b>PB</b> | 0.123 |        | 914   |
| 4     | 197  | Verena PREINER     | AUT     | 01 Feb 95     | 2    | 14.71  | <b>PB</b> | 0.163 |        | 880   |
| 5     | 252  | Noor VIDTS         | BEL     | 30 May 96     | 4    | 14.87  |           | 0.175 |        | 859   |
| 6     | 593  | Elina KAKKO        | FIN     | 12 Jan 97     | 7    | 14.98  |           | 0.174 |        | 844   |
| 7     | 198  | Birgit SCHÖNFELDER | AUT     | 26 Feb 95     | 3    | 15.41  |           | 0.208 |        | 788   |
| 8     | 1423 | Irina VELIHANOVA   | TKM     | 17 Mar 96     | 1    | 16.85  | <b>SB</b> | 0.171 |        | 614   |

**Heat 2** 3      22 July 2014    10:05 START TIME      17° C    72 %  
TEMPERATURE    HUMIDITY      +1.1 m/s WIND

| PLACE | BIB  | NAME               | COUNTRY | DATE of BIRTH | LANE | RESULT | REACTION   | Fn    | POINTS | TOTAL |
|-------|------|--------------------|---------|---------------|------|--------|------------|-------|--------|-------|
| 1     | 1107 | Nadine VISSER      | NED     | 09 Feb 95     | 6    | 13.24  | <b>CHB</b> | 0.171 |        | 1089  |
| 2     | 1608 | Ashlee MOORE       | USA     | 21 May 95     | 5    | 13.59  | <b>PB</b>  | 0.181 |        | 1037  |
| 3     | 637  | Esther TURPIN      | FRA     | 29 Apr 96     | 3    | 13.85  | <b>PB</b>  | 0.183 |        | 1000  |
| 4     | 736  | Louisa GRAUVOGEL   | GER     | 28 Sep 96     | 2    | 14.02  |            | 0.172 |        | 976   |
| 5     | 740  | Celina LEFFLER     | GER     | 09 Apr 96     | 7    | 14.02  |            | 0.220 |        | 976   |
| 6     | 1406 | Emma STENLÖF       | SWE     | 25 Jun 96     | 8    | 14.06  |            | 0.197 |        | 970   |
| 7     | 439  | Yorgelis RODRÍGUEZ | CUB     | 25 Jan 95     | 1    | 14.18  |            | 0.162 |        | 953   |
| 8     | 345  | Georgia ELLENWOOD  | CAN     | 05 Aug 95     | 4    | 14.36  |            | 0.163 |        | 928   |

**Heat 3** 3      22 July 2014    10:12 START TIME      18° C    73 %  
TEMPERATURE    HUMIDITY      +0.3 m/s WIND

| PLACE | BIB  | NAME                     | COUNTRY | DATE of BIRTH | LANE | RESULT | REACTION  | Fn    | POINTS | TOTAL |
|-------|------|--------------------------|---------|---------------|------|--------|-----------|-------|--------|-------|
| 1     | 1306 | Elizaveta KOLOKOLCHIKOVA | RUS     | 10 Jul 96     | 4    | 13.98  | <b>PB</b> | 0.231 |        | 981   |
| 2     | 1401 | Sofia LINDE              | SWE     | 12 Jan 95     | 6    | 14.09  | <b>SB</b> | 0.156 |        | 966   |
| 3     | 548  | Kristella JURKATAMM      | EST     | 09 Apr 96     | 8    | 14.15  | <b>PB</b> | 0.141 |        | 957   |
| 4     | 680  | Morgan LAKE              | GBR     | 12 May 97     | 3    | 14.29  |           | 0.156 |        | 938   |
| 5     | 1508 | Rimma HORDIIENKO         | UKR     | 30 Dec 95     | 7    | 14.50  |           | 0.208 |        | 909   |
| 6     | 122  | Fiorella CHIAPPE         | ARG     | 01 Jan 96     | 2    | 14.53  |           | 0.182 |        | 905   |
| 7     | 1585 | Shaina BURNS             | USA     | 21 Mar 96     | 5    | 14.58  |           | 0.222 |        | 898   |
| 8     | 540  | Andrea MEDINA            | ESP     | 26 Apr 96     | 1    | 14.62  |           | 0.133 |        | 892   |

## HEPTATHLON SUMMARY AFTER 1 EVENT

| RECORDS                         | RESULT      | NAME               | COUNTRY | AGE | VENUE          | DATE        |
|---------------------------------|-------------|--------------------|---------|-----|----------------|-------------|
| World Junior Record <b>WJR</b>  | <b>6542</b> | Carolina KLÜFT     | SWE     | 19  | München        | 10 Aug 2002 |
| Championships Record <b>CR</b>  | <b>6470</b> | Carolina KLÜFT     | SWE     | 19  | Kingston, JAM  | 20 Jul 2002 |
| World Junior Leading <b>WJL</b> | <b>6231</b> | Yorgelis RODRÍGUEZ | CUB     | 19  | La Habana (EP) | 22 Feb 2014 |

22-23 July 2014



| PLACE | BIB  | NAME                     | COUNTRY | POINTS      | POINTS BEHIND LEADER | 100 Metres Hurdles          | High Jump | Shot Put | 200 Metres | Long Jump | Javelin Throw | 800 Metres |
|-------|------|--------------------------|---------|-------------|----------------------|-----------------------------|-----------|----------|------------|-----------|---------------|------------|
| 1     | 1107 | Nadine VISSER            | NED     | <b>1089</b> |                      | 13.24<br>(+1.1)<br>1089 (1) |           |          |            |           |               |            |
| 2     | 1608 | Ashlee MOORE             | USA     | <b>1037</b> | -52                  | 13.59<br>(+1.1)<br>1037 (2) |           |          |            |           |               |            |
| 3     | 637  | Esther TURPIN            | FRA     | <b>1000</b> | -89                  | 13.85<br>(+1.1)<br>1000 (3) |           |          |            |           |               |            |
| 4     | 1306 | Elizaveta KOLOKOLCHIKOVA | RUS     | <b>981</b>  | -108                 | 13.98<br>(+0.3)<br>981 (4)  |           |          |            |           |               |            |
| 5     | 740  | Celina LEFFLER           | GER     | <b>976</b>  | -113                 | 14.02<br>(+1.1)<br>976 (5)  |           |          |            |           |               |            |
| 5     | 736  | Louisa GRAUVOGEL         | GER     | <b>976</b>  | -113                 | 14.02<br>(+1.1)<br>976 (5)  |           |          |            |           |               |            |
| 7     | 1406 | Emma STENLÖF             | SWE     | <b>970</b>  | -119                 | 14.06<br>(+1.1)<br>970 (7)  |           |          |            |           |               |            |
| 8     | 1401 | Sofia LINDE              | SWE     | <b>966</b>  | -123                 | 14.09<br>(+0.3)<br>966 (8)  |           |          |            |           |               |            |
| 9     | 548  | Kristella JURKATAMM      | EST     | <b>957</b>  | -132                 | 14.15<br>(+0.3)<br>957 (9)  |           |          |            |           |               |            |
| 10    | 439  | Yorgelis RODRÍGUEZ       | CUB     | <b>953</b>  | -136                 | 14.18<br>(+1.1)<br>953 (10) |           |          |            |           |               |            |
| 11    | 1309 | Mariia PAVLOVA           | RUS     | <b>941</b>  | -148                 | 14.27<br>(-0.8)<br>941 (11) |           |          |            |           |               |            |
| 12    | 680  | Morgan LAKE              | GBR     | <b>938</b>  | -151                 | 14.29<br>(+0.3)<br>938 (12) |           |          |            |           |               |            |
| 13    | 1362 | Caroline AGNOU           | SUI     | <b>935</b>  | -154                 | 14.31<br>(-0.8)<br>935 (13) |           |          |            |           |               |            |
| 14    | 345  | Georgia ELLENWOOD        | CAN     | <b>928</b>  | -161                 | 14.36<br>(+1.1)<br>928 (14) |           |          |            |           |               |            |
| 15    | 187  | Casidhe SIMMONS          | AUS     | <b>914</b>  | -175                 | 14.46<br>(-0.8)<br>914 (15) |           |          |            |           |               |            |
| 16    | 1508 | Rimma HORDIENKO          | UKR     | <b>909</b>  | -180                 | 14.50<br>(+0.3)<br>909 (16) |           |          |            |           |               |            |

**HEPTATHLON SUMMARY AFTER 1 EVENTS**

22-23 July 2014



| PLACE | BIB  | NAME               | COUNTRY | POINTS     | POINTS BEHIND LEADER | 100 Metres Hurdles       |
|-------|------|--------------------|---------|------------|----------------------|--------------------------|
| 17    | 122  | Fiorella CHIAPPE   | ARG     | <b>905</b> | -184                 | 14.53 (+0.3)<br>905 (17) |
| 18    | 1585 | Shaina BURNS       | USA     | <b>898</b> | -191                 | 14.58 (+0.3)<br>898 (18) |
| 19    | 540  | Andrea MEDINA      | ESP     | <b>892</b> | -197                 | 14.62 (+0.3)<br>892 (19) |
| 20    | 197  | Verena PREINER     | AUT     | <b>880</b> | -209                 | 14.71 (-0.8)<br>880 (20) |
| 21    | 252  | Noor VIDTS         | BEL     | <b>859</b> | -230                 | 14.87 (-0.8)<br>859 (21) |
| 22    | 593  | Elina KAKKO        | FIN     | <b>844</b> | -245                 | 14.98 (-0.8)<br>844 (22) |
| 23    | 198  | Birgit SCHÖNFELDER | AUT     | <b>788</b> | -301                 | 15.41 (-0.8)<br>788 (23) |
| 24    | 1423 | Irina VELIHANOVA   | TKM     | <b>614</b> | -475                 | 16.85 (-0.8)<br>614 (24) |







# RESULTS



## High Jump Women - Heptathlon

| RECORDS                            | RESULT NAME                       | COUNTRY                 | AGE                   | VENUE  | DATE        |
|------------------------------------|-----------------------------------|-------------------------|-----------------------|--------|-------------|
| World Hep. Junior Best <b>WHJB</b> | <b>1.94</b> Morgan LAKE           | GBR                     | 17                    | Eugene | 22 Jul 2014 |
| Champ. Heptathlon Best <b>CHB</b>  | <b>1.94</b> Morgan LAKE           | GBR                     | 17                    | Eugene | 22 Jul 2014 |
| Area Junior Record <b>AJR</b>      | National Junior Record <b>NJR</b> | Personal Best <b>PB</b> | Season Best <b>SB</b> |        |             |

**Group A**      22 July 2014      11:04 START TIME      18° C TEMPERATURE      73 % HUMIDITY  
12:48 END TIME      22° C      53 %

| PLACE | BIB  | NAME                | COUNTRY | DATE of BIRTH | ORDER | RESULT                | 1.49 | 1.52 | 1.55 | 1.58 | 1.61 | 1.64 | 1.67 | 1.70 | 1.73 | 1.76 | POINTS | TOTAL |
|-------|------|---------------------|---------|---------------|-------|-----------------------|------|------|------|------|------|------|------|------|------|------|--------|-------|
| 1     | 122  | Fiorella CHIAPPE    | ARG     | 01 Jan 96     | 5     | <b>1.70</b> <b>SB</b> | -    | -    | -    | 0    | 0    | 0    | 0    | 0    | XXX  |      | 855    | 1760  |
| 2     | 187  | Casidhe SIMMONS     | AUS     | 06 Feb 95     | 1     | <b>1.70</b>           | -    | -    | -    | -    | 0    | 0    | XO   | 0    | XXX  |      | 855    | 1769  |
| 3     | 1585 | Shaina BURNS        | USA     | 21 Mar 96     | 4     | <b>1.70</b> <b>PB</b> | -    | -    | 0    | -    | XO   | 0    | 0    | XO   | XXX  |      | 855    | 1753  |
| 4     | 198  | Birgit SCHÖNFELDER  | AUT     | 26 Feb 95     | 6     | <b>1.70</b> <b>PB</b> | -    | -    | -    | 0    | 0    | XXO  | 0    | XO   | XXX  |      | 855    | 1643  |
| 5     | 736  | Louisa GRAUVOGEL    | GER     | 28 Sep 96     | 3     | <b>1.67</b> <b>PB</b> | -    | 0    | 0    | 0    | 0    | 0    | XXO  | XXX  |      |      | 818    | 1794  |
| 6     | 548  | Kristella JURKATAMM | EST     | 09 Apr 96     | 12    | <b>1.67</b>           | -    | -    | -    | 0    | 0    | XXO  | XXO  | XXX  |      |      | 818    | 1775  |
| 7     | 740  | Celina LEFFLER      | GER     | 09 Apr 96     | 2     | <b>1.64</b>           | -    | 0    | XO   | 0    | XO   | XXO  | XXX  |      |      |      | 783    | 1759  |
| 8     | 637  | Esther TURPIN       | FRA     | 29 Apr 96     | 10    | <b>1.61</b>           | 0    | XO   | 0    | XO   | 0    | XXX  |      |      |      |      | 747    | 1747  |
| 9     | 1362 | Caroline AGNOU      | SUI     | 26 May 96     | 11    | <b>1.58</b>           | 0    | 0    | 0    | 0    | XXX  |      |      |      |      |      | 712    | 1647  |
| 10    | 540  | Andrea MEDINA       | ESP     | 26 Apr 96     | 7     | <b>1.58</b>           | -    | XO   | 0    | XO   | XXX  |      |      |      |      |      | 712    | 1604  |
| 10    | 197  | Verena PREINER      | AUT     | 01 Feb 95     | 9     | <b>1.58</b> <b>PB</b> | 0    | XO   | 0    | XO   | XXX  |      |      |      |      |      | 712    | 1592  |
| 12    | 1423 | Irina VELIHANOVA    | TKM     | 17 Mar 96     | 8     | <b>1.49</b>           | 0    | XXX  |      |      |      |      |      |      |      |      | 610    | 1224  |





**RESULTS**  
**High Jump Women - Heptathlon**

**Group B**

22 July 2014 11:03 START TIME 18° C 73 %  
12:54 END TIME TEMPERATURE 22° C HUMIDITY 53 %

| PLACE | BIB  | NAME                     | COUNTRY | DATE of BIRTH | ORDER | RESULT      |      |      |      |      |      |      |      |      |      |      | POINTS | TOTAL |      |      |      |
|-------|------|--------------------------|---------|---------------|-------|-------------|------|------|------|------|------|------|------|------|------|------|--------|-------|------|------|------|
|       |      |                          |         |               |       |             | 1.49 | 1.52 | 1.55 | 1.58 | 1.61 | 1.64 | 1.67 | 1.70 | 1.73 | 1.76 |        |       | 1.79 |      |      |
| 1     | 680  | Morgan LAKE              | GBR     | 12 May 97     | 10    | <b>1.94</b> | WHJB | -    | -    | -    | -    | -    | -    | -    | -    | -    | -      | 0     | XX0  | 1158 | 2096 |
|       |      |                          |         |               |       |             |      | 0    | 0    | 0    | 0    | X0   | XXX  |      |      |      |        |       |      |      |      |
| 2     | 439  | Yorgelis RODRÍGUEZ       | CUB     | 25 Jan 95     | 6     | <b>1.82</b> |      | -    | -    | -    | -    | -    | -    | -    | 0    | -    | 0      | 0     |      | 1003 | 1956 |
|       |      |                          |         |               |       |             |      | 0    | XXX  |      |      |      |      |      |      |      |        |       |      |      |      |
| 3     | 1309 | Mariia PAVLOVA           | RUS     | 21 May 96     | 4     | <b>1.82</b> | PB   | -    | -    | -    | -    | -    | 0    | X0   | 0    | 0    | XX0    | X0    |      | 1003 | 1944 |
|       |      |                          |         |               |       |             |      | X0   | XXX  |      |      |      |      |      |      |      |        |       |      |      |      |
| 4     | 593  | Elina KAKKO              | FIN     | 12 Jan 97     | 2     | <b>1.79</b> | SB   | -    | -    | -    | -    | -    | -    | 0    | 0    | 0    | X0     | X0    |      | 966  | 1810 |
|       |      |                          |         |               |       |             |      | XXX  |      |      |      |      |      |      |      |      |        |       |      |      |      |
| 5     | 1406 | Emma STENLÖF             | SWE     | 25 Jun 96     | 11    | <b>1.76</b> | SB   | -    | -    | -    | -    | -    | 0    | 0    | 0    | 0    | 0      | XXX   |      | 928  | 1898 |
|       |      |                          |         |               |       |             |      |      |      |      |      |      |      |      |      |      |        |       |      |      |      |
| 6     | 1401 | Sofia LINDE              | SWE     | 12 Jan 95     | 9     | <b>1.73</b> |      | -    | -    | -    | -    | -    | -    | 0    | 0    | 0    | XXX    |       | 891  | 1857 |      |
|       |      |                          |         |               |       |             |      |      |      |      |      |      |      |      |      |      |        |       |      |      |      |
| 7     | 1107 | Nadine VISSER            | NED     | 09 Feb 95     | 5     | <b>1.73</b> |      | -    | -    | -    | -    | -    | X0   | 0    | XX0  | 0    | XXX    |       | 891  | 1980 |      |
|       |      |                          |         |               |       |             |      |      |      |      |      |      |      |      |      |      |        |       |      |      |      |
| 8     | 345  | Georgia ELLENWOOD        | CAN     | 05 Aug 95     | 12    | <b>1.73</b> |      | -    | -    | -    | -    | -    | X0   | 0    | 0    | X0   | XXX    |       | 891  | 1819 |      |
|       |      |                          |         |               |       |             |      |      |      |      |      |      |      |      |      |      |        |       |      |      |      |
| 8     | 1608 | Ashlee MOORE             | USA     | 21 May 95     | 3     | <b>1.73</b> |      | -    | -    | -    | -    | 0    | -    | 0    | X0   | X0   | XXX    |       | 891  | 1928 |      |
|       |      |                          |         |               |       |             |      |      |      |      |      |      |      |      |      |      |        |       |      |      |      |
| 10    | 1508 | Rimma HORDIENKO          | UKR     | 30 Dec 95     | 1     | <b>1.73</b> |      | -    | -    | -    | -    | 0    | 0    | 0    | XX0  | XX0  | XXX    |       | 891  | 1800 |      |
|       |      |                          |         |               |       |             |      |      |      |      |      |      |      |      |      |      |        |       |      |      |      |
| 11    | 252  | Noor VIDTS               | BEL     | 30 May 96     | 8     | <b>1.67</b> |      | -    | -    | -    | -    | 0    | 0    | 0    | XXX  |      | 818    | 1677  |      |      |      |
|       |      |                          |         |               |       |             |      |      |      |      |      |      |      |      |      |      |        |       |      |      |      |
| 12    | 1306 | Elizaveta KOLOKOLCHIKOVA | RUS     | 10 Jul 96     | 7     | <b>1.67</b> |      | -    | -    | -    | -    | -    | X0   | 0    | XXX  |      | 818    | 1799  |      |      |      |
|       |      |                          |         |               |       |             |      |      |      |      |      |      |      |      |      |      |        |       |      |      |      |





# SUMMARY



## Long Jump Women - Heptathlon

| RECORDS                | RESULT      | NAME                   | COUNTRY          | AGE           | VENUE     | DATE  |           |
|------------------------|-------------|------------------------|------------------|---------------|-----------|---|-----------|
| World Hep. Junior Best | <b>WHJB</b> | 6.69                   | Sibylle THIELE   | GDR           | 19        | Götzis 20 May 1984                          |           |
| Champ. Heptathlon Best | <b>CHB</b>  | 6.35                   | Tatyana CHERNOVA | RUS           | 18        | Beijing (Chaoyang Sport Center) 19 Aug 2006 |           |
| Area Junior Record     | <b>AJR</b>  | National Junior Record | <b>NJR</b>       | Personal Best | <b>PB</b> | Season Best                                 | <b>SB</b> |

23 July 2014

| RANK | PLACE | GROUP | BIB  | NAME                     | COUNTRY | DATE of BIRTH | RESULT      |           | WIND |            |
|------|-------|-------|------|--------------------------|---------|---------------|-------------|-----------|------|------------|
| 1    | 1     | A     | 439  | Yorgelis RODRÍGUEZ       | CUB     | 25 Jan 95     | <b>6.19</b> | <b>PB</b> | -0.5 | <b>908</b> |
| 2    | 2     | A     | 740  | Celina LEFFLER           | GER     | 09 Apr 96     | <b>5.99</b> |           | -0.7 | <b>846</b> |
| 3    | 3     | A     | 1107 | Nadine VISSER            | NED     | 09 Feb 95     | <b>5.99</b> |           | -0.7 | <b>846</b> |
| 4    | 4     | A     | 680  | Morgan LAKE              | GBR     | 12 May 97     | <b>5.90</b> |           | -0.4 | <b>819</b> |
| 5    | 1     | B     | 1608 | Ashlee MOORE             | USA     | 21 May 95     | <b>5.86</b> | <b>PB</b> | -0.8 | <b>807</b> |
| 6    | 5     | A     | 1362 | Caroline AGNOU           | SUI     | 26 May 96     | <b>5.80</b> |           | -0.4 | <b>789</b> |
| 7    | 6     | A     | 593  | Elina KAKKO              | FIN     | 12 Jan 97     | <b>5.79</b> |           | -0.1 | <b>786</b> |
| 8    | 7     | A     | 548  | Kristella JURKATAMM      | EST     | 09 Apr 96     | <b>5.79</b> |           | -0.3 | <b>786</b> |
| 9    | 8     | A     | 1406 | Emma STENLÖF             | SWE     | 25 Jun 96     | <b>5.71</b> |           | -1.0 | <b>762</b> |
| 10   | 9     | A     | 1401 | Sofia LINDE              | SWE     | 12 Jan 95     | <b>5.70</b> | <b>SB</b> | -0.6 | <b>759</b> |
| 11   | 2     | B     | 736  | Louisa GRAUVOGEL         | GER     | 28 Sep 96     | <b>5.70</b> | <b>PB</b> | -0.6 | <b>759</b> |
| 12   | 3     | B     | 345  | Georgia ELLENWOOD        | CAN     | 05 Aug 95     | <b>5.70</b> | <b>SB</b> | -0.9 | <b>759</b> |
| 13   | 10    | A     | 1309 | Mariia PAVLOVA           | RUS     | 21 May 96     | <b>5.69</b> |           | -0.5 | <b>756</b> |
| 14   | 4     | B     | 252  | Noor VIDTS               | BEL     | 30 May 96     | <b>5.67</b> |           | -0.5 | <b>750</b> |
| 15   | 5     | B     | 187  | Casidhe SIMMONS          | AUS     | 06 Feb 95     | <b>5.66</b> |           | -0.5 | <b>747</b> |
| 16   | 11    | A     | 1306 | Elizaveta KOLOKOLCHIKOVA | RUS     | 10 Jul 96     | <b>5.64</b> |           | -0.6 | <b>741</b> |
| 17   | 6     | B     | 198  | Birgit SCHÖNFELDER       | AUT     | 26 Feb 95     | <b>5.58</b> |           | -0.4 | <b>723</b> |
| 18   | 7     | B     | 197  | Verena PREINER           | AUT     | 01 Feb 95     | <b>5.56</b> |           | -0.3 | <b>717</b> |
| 19   | 8     | B     | 1508 | Rimma HORDIENKO          | UKR     | 30 Dec 95     | <b>5.54</b> |           | -0.2 | <b>712</b> |
| 20   | 9     | B     | 637  | Esther TURPIN            | FRA     | 29 Apr 96     | <b>5.42</b> |           | -0.7 | <b>677</b> |
| 21   | 12    | A     | 122  | Fiorella CHIAPPE         | ARG     | 01 Jan 96     | <b>5.40</b> |           | -0.6 | <b>671</b> |
| 22   | 10    | B     | 1585 | Shaina BURNS             | USA     | 21 Mar 96     | <b>5.38</b> | <b>PB</b> | -0.3 | <b>665</b> |
| 23   | 11    | B     | 1423 | Irina VELIHANOVA         | TKM     | 17 Mar 96     | <b>5.10</b> |           | -0.5 | <b>587</b> |
|      |       | B     | 540  | Andrea MEDINA            | ESP     | 26 Apr 96     | <b>DNS</b>  |           |      |            |



# RESULTS



## Long Jump Women - Heptathlon

| RECORDS                            | RESULT NAME                       | COUNTRY | AGE | VENUE                           | DATE                  |
|------------------------------------|-----------------------------------|---------|-----|---------------------------------|-----------------------|
| World Hep. Junior Best <b>WHJB</b> | <b>6.69</b> Sibylle THIELE        | GDR     | 19  | Götzis                          | 20 May 1984           |
| Champ. Heptathlon Best <b>CHB</b>  | <b>6.35</b> Tatyana CHERNOVA      | RUS     | 18  | Beijing (Chaoyang Sport Center) | 19 Aug 2006           |
| Area Junior Record <b>AJR</b>      | National Junior Record <b>NJR</b> |         |     | Personal Best <b>PB</b>         | Season Best <b>SB</b> |

| <b>Group A</b> |      | 23 July 2014             |         | 11:43         | START TIME | 16° C               | 88 %      |              |              |              |            |       |
|----------------|------|--------------------------|---------|---------------|------------|---------------------|-----------|--------------|--------------|--------------|------------|-------|
|                |      |                          |         | END TIME      |            | TEMPERATURE         | HUMIDITY  |              |              |              |            |       |
|                |      |                          |         |               |            | 16° C               | 88 %      |              |              |              |            |       |
| PLACE          | BIB  | NAME                     | COUNTRY | DATE of BIRTH | ORDER      | RESULT              |           | 1            | 2            | 3            | POINTS     | TOTAL |
| 1              | 439  | Yorgelis RODRÍGUEZ       | CUB     | 25 Jan 95     | 1          | <b>6.19</b><br>-0.5 | <b>PB</b> | 5.89<br>-0.9 | 6.19<br>-0.5 | 5.91<br>-0.5 | <b>908</b> | 4469  |
| 2              | 740  | Celina LEFFLER           | GER     | 09 Apr 96     | 3          | <b>5.99</b><br>-0.7 |           | 5.71<br>-0.3 | 5.85<br>-0.1 | 5.99<br>-0.7 | <b>846</b> | 4302  |
| 3              | 1107 | Nadine VISSER            | NED     | 09 Feb 95     | 7          | <b>5.99</b><br>-0.7 |           | 5.67<br>-0.5 | 5.99<br>-0.7 | 5.81<br>-0.4 | <b>846</b> | 4498  |
| 4              | 680  | Morgan LAKE              | GBR     | 12 May 97     | 2          | <b>5.90</b><br>-0.4 |           | 5.74<br>-0.9 | 5.90<br>-0.4 | 5.51<br>-0.5 | <b>819</b> | 4640  |
| 5              | 1362 | Caroline AGNOU           | SUI     | 26 May 96     | 8          | <b>5.80</b><br>-0.4 |           | 5.80<br>-0.4 | 5.78<br>-1.5 | X<br>-1.0    | <b>789</b> | 3970  |
| 6              | 593  | Elina KAKKO              | FIN     | 12 Jan 97     | 6          | <b>5.79</b><br>-0.1 |           | 5.79<br>-0.1 | X<br>-0.9    | 5.76<br>-0.7 | <b>786</b> | 3911  |
| 7              | 548  | Kristella JURKATAMM      | EST     | 09 Apr 96     | 10         | <b>5.79</b><br>-0.3 |           | 5.46<br>-1.2 | 5.79<br>-0.3 | 5.36<br>-0.3 | <b>786</b> | 4000  |
| 8              | 1406 | Emma STENLÖF             | SWE     | 25 Jun 96     | 5          | <b>5.71</b><br>-1.0 |           | X<br>-1.2    | 5.70<br>-0.8 | 5.71<br>-1.0 | <b>762</b> | 4214  |
| 9              | 1401 | Sofia LINDE              | SWE     | 12 Jan 95     | 9          | <b>5.70</b><br>-0.6 | <b>SB</b> | 5.42<br>-1.7 | 5.63<br>-0.5 | 5.70<br>-0.6 | <b>759</b> | 4098  |
| 10             | 1309 | Mariia PAVLOVA           | RUS     | 21 May 96     | 4          | <b>5.69</b><br>-0.5 |           | 5.69<br>-0.5 | 5.64<br>-1.1 | 5.49<br>-0.9 | <b>756</b> | 4117  |
| 11             | 1306 | Elizaveta KOLOKOLCHIKOVA | RUS     | 10 Jul 96     | 11         | <b>5.64</b><br>-0.6 |           | X<br>-1.2    | 5.21<br>-0.8 | 5.64<br>-0.6 | <b>741</b> | 4110  |
| 12             | 122  | Fiorella CHIAPPE         | ARG     | 01 Jan 96     | 12         | <b>5.40</b><br>-0.6 |           | 5.22<br>-0.8 | 5.40<br>-0.6 | 5.35<br>-1.2 | <b>671</b> | 3821  |





**RESULTS**  
**Long Jump Women - Heptathlon**

| <b>Group B</b> |      | 23 July 2014       | 11:45 START TIME | 16° C         | 88 %     |                     |    |              |              |              |            |      |
|----------------|------|--------------------|------------------|---------------|----------|---------------------|----|--------------|--------------|--------------|------------|------|
|                |      |                    |                  | TEMPERATURE   | HUMIDITY |                     |    |              |              |              |            |      |
|                |      |                    | 12:34 END TIME   | 16° C         | 88 %     |                     |    |              |              |              |            |      |
| PLACE          | BIB  | NAME               | COUNTRY          | DATE of BIRTH | ORDER    | RESULT              | 1  | 2            | 3            | POINTS       | TOTAL      |      |
| 1              | 1608 | Ashlee MOORE       | USA              | 21 May 95     | 5        | <b>5.86</b><br>-0.8 | PB | 3.67<br>-0.9 | 5.71<br>-1.3 | 5.86<br>-0.8 | <b>807</b> | 4138 |
| 2              | 736  | Louisa GRAUVOGEL   | GER              | 28 Sep 96     | 3        | <b>5.70</b><br>-0.6 | PB | 5.61<br>+0.3 | 5.54<br>-0.8 | 5.70<br>-0.6 | <b>759</b> | 4123 |
| 3              | 345  | Georgia ELLENWOOD  | CAN              | 05 Aug 95     | 1        | <b>5.70</b><br>-0.9 | SB | 5.70<br>-0.9 | X<br>-0.6    | 5.61<br>-0.7 | <b>759</b> | 4067 |
| 4              | 252  | Noor VIDTS         | BEL              | 30 May 96     | 11       | <b>5.67</b><br>-0.5 |    | 5.37<br>-0.7 | X<br>-0.5    | 5.67<br>-0.5 | <b>750</b> | 3969 |
| 5              | 187  | Casidhe SIMMONS    | AUS              | 06 Feb 95     | 8        | <b>5.66</b><br>-0.5 |    | 5.58<br>-0.7 | 5.62<br>-0.8 | 5.66<br>-0.5 | <b>747</b> | 4110 |
| 6              | 198  | Birgit SCHÖNFELDER | AUT              | 26 Feb 95     | 4        | <b>5.58</b><br>-0.4 |    | 5.58<br>-0.4 | 5.55<br>-0.5 | 5.56<br>-0.3 | <b>723</b> | 3799 |
| 7              | 197  | Verena PREINER     | AUT              | 01 Feb 95     | 7        | <b>5.56</b><br>-0.3 |    | X<br>-0.6    | 5.56<br>-0.3 | X<br>0.0     | <b>717</b> | 3904 |
| 8              | 1508 | Rimma HORDIENKO    | UKR              | 30 Dec 95     | 10       | <b>5.54</b><br>-0.2 |    | 5.35<br>-1.2 | X<br>-0.8    | 5.54<br>-0.2 | <b>712</b> | 3977 |
| 9              | 637  | Esther TURPIN      | FRA              | 29 Apr 96     | 6        | <b>5.42</b><br>-0.7 |    | 5.34<br>-0.8 | X<br>-0.3    | 5.42<br>-0.7 | <b>677</b> | 3879 |
| 10             | 1585 | Shaina BURNS       | USA              | 21 Mar 96     | 2        | <b>5.38</b><br>-0.3 | PB | 5.38<br>-0.3 | X<br>-0.2    | X<br>-1.2    | <b>665</b> | 3185 |
| 11             | 1423 | Irina VELIHANOVA   | TKM              | 17 Mar 96     | 12       | <b>5.10</b><br>-0.5 |    | 5.10<br>-0.5 | 4.77<br>-0.8 | 4.89<br>-0.3 | <b>587</b> | 2842 |
|                | 540  | Andrea MEDINA      | ESP              | 26 Apr 96     | 9        | <b>DNS</b>          |    |              |              |              |            | 0    |



## HEPTATHLON SUMMARY AFTER 2 EVENTS

| RECORDS              | RESULT     | NAME        | COUNTRY            | AGE | VENUE | DATE                       |
|----------------------|------------|-------------|--------------------|-----|-------|----------------------------|
| World Junior Record  | <b>WJR</b> | <b>6542</b> | Carolina KLÜFT     | SWE | 19    | München 10 Aug 2002        |
| Championships Record | <b>CR</b>  | <b>6470</b> | Carolina KLÜFT     | SWE | 19    | Kingston, JAM 20 Jul 2002  |
| World Junior Leading | <b>WJL</b> | <b>6231</b> | Yorgelis RODRÍGUEZ | CUB | 19    | La Habana (EP) 22 Feb 2014 |

22-23 July 2014



| PLACE | BIB  | NAME                     | COUNTRY | POINTS      | POINTS BEHIND LEADER | 100 Metres Hurdles       | High Jump                            | Shot Put | 200 Metres | Long Jump | Javelin Throw | 800 Metres |
|-------|------|--------------------------|---------|-------------|----------------------|--------------------------|--------------------------------------|----------|------------|-----------|---------------|------------|
| 1     | 680  | Morgan LAKE              | GBR     | <b>2096</b> |                      | 14.29 (+0.3)<br>938 (12) | 1.94<br>1158 (1)<br><b>2096 (1)</b>  |          |            |           |               |            |
| 2     | 1107 | Nadine VISSER            | NED     | <b>1980</b> | -116                 | 13.24 (+1.1)<br>1089 (1) | 1.73<br>891 (7)<br><b>1980 (2)</b>   |          |            |           |               |            |
| 3     | 439  | Yorgelis RODRÍGUEZ       | CUB     | <b>1956</b> | -140                 | 14.18 (+1.1)<br>953 (10) | 1.82<br>1003 (2)<br><b>1956 (3)</b>  |          |            |           |               |            |
| 4     | 1309 | Mariia PAVLOVA           | RUS     | <b>1944</b> | -152                 | 14.27 (-0.8)<br>941 (11) | 1.82<br>1003 (3)<br><b>1944 (4)</b>  |          |            |           |               |            |
| 5     | 1608 | Ashlee MOORE             | USA     | <b>1928</b> | -168                 | 13.59 (+1.1)<br>1037 (2) | 1.73<br>891 (8)<br><b>1928 (5)</b>   |          |            |           |               |            |
| 6     | 1406 | Emma STENLÖF             | SWE     | <b>1898</b> | -198                 | 14.06 (+1.1)<br>970 (7)  | 1.76<br>928 (5)<br><b>1898 (6)</b>   |          |            |           |               |            |
| 7     | 1401 | Sofia LINDE              | SWE     | <b>1857</b> | -239                 | 14.09 (+0.3)<br>966 (8)  | 1.73<br>891 (6)<br><b>1857 (7)</b>   |          |            |           |               |            |
| 8     | 345  | Georgia ELLENWOOD        | CAN     | <b>1819</b> | -277                 | 14.36 (+1.1)<br>928 (14) | 1.73<br>891 (8)<br><b>1819 (8)</b>   |          |            |           |               |            |
| 9     | 593  | Elina KAKKO              | FIN     | <b>1810</b> | -286                 | 14.98 (-0.8)<br>844 (22) | 1.79<br>966 (4)<br><b>1810 (9)</b>   |          |            |           |               |            |
| 10    | 1508 | Rimma HORDIIENKO         | UKR     | <b>1800</b> | -296                 | 14.50 (+0.3)<br>909 (16) | 1.73<br>891 (10)<br><b>1800 (10)</b> |          |            |           |               |            |
| 11    | 1306 | Elizaveta KOLOKOLCHIKOVA | RUS     | <b>1799</b> | -297                 | 13.98 (+0.3)<br>981 (4)  | 1.67<br>818 (16)<br><b>1799 (11)</b> |          |            |           |               |            |
| 12    | 736  | Louisa GRAUVOGEL         | GER     | <b>1794</b> | -302                 | 14.02 (+1.1)<br>976 (5)  | 1.67<br>818 (17)<br><b>1794 (12)</b> |          |            |           |               |            |
| 13    | 548  | Kristella JURKATAMM      | EST     | <b>1775</b> | -321                 | 14.15 (+0.3)<br>957 (9)  | 1.67<br>818 (18)<br><b>1775 (13)</b> |          |            |           |               |            |
| 14    | 187  | Casidhe SIMMONS          | AUS     | <b>1769</b> | -327                 | 14.46 (-0.8)<br>914 (15) | 1.70<br>855 (12)<br><b>1769 (14)</b> |          |            |           |               |            |
| 15    | 122  | Fiorella CHIAPPE         | ARG     | <b>1760</b> | -336                 | 14.53 (+0.3)<br>905 (17) | 1.70<br>855 (11)<br><b>1760 (15)</b> |          |            |           |               |            |
| 16    | 740  | Celina LEFFLER           | GER     | <b>1759</b> | -337                 | 14.02 (+1.1)<br>976 (5)  | 1.64<br>783 (19)<br><b>1759 (16)</b> |          |            |           |               |            |

**HEPTATHLON SUMMARY AFTER 2 EVENTS**

22-23 July 2014



| PLACE | BIB  | NAME               | COUNTRY | POINTS      | POINTS BEHIND LEADER | 100 Metres Hurdles       | High Jump                            | Shot Put | 200 Metres | Long Jump | Javelin Throw | 800 Metres |
|-------|------|--------------------|---------|-------------|----------------------|--------------------------|--------------------------------------|----------|------------|-----------|---------------|------------|
| 17    | 1585 | Shaina BURNS       | USA     | <b>1753</b> | -343                 | 14.58 (+0.3)<br>898 (18) | 1.70<br>855 (13)<br><b>1753 (17)</b> |          |            |           |               |            |
| 18    | 637  | Esther TURPIN      | FRA     | <b>1747</b> | -349                 | 13.85 (+1.1)<br>1000 (9) | 1.61<br>747 (20)<br><b>1747 (18)</b> |          |            |           |               |            |
| 19    | 252  | Noor VIDTS         | BEL     | <b>1677</b> | -419                 | 14.87 (-0.8)<br>859 (21) | 1.67<br>818 (15)<br><b>1677 (19)</b> |          |            |           |               |            |
| 20    | 1362 | Caroline AGNOU     | SUI     | <b>1647</b> | -449                 | 14.31 (-0.8)<br>935 (13) | 1.58<br>712 (21)<br><b>1647 (20)</b> |          |            |           |               |            |
| 21    | 198  | Birgit SCHÖNFELDER | AUT     | <b>1643</b> | -453                 | 15.41 (-0.8)<br>788 (23) | 1.70<br>855 (14)<br><b>1643 (21)</b> |          |            |           |               |            |
| 22    | 540  | Andrea MEDINA      | ESP     | <b>1604</b> | -492                 | 14.62 (+0.3)<br>892 (19) | 1.58<br>712 (22)<br><b>1604 (22)</b> |          |            |           |               |            |
| 23    | 197  | Verena PREINER     | AUT     | <b>1592</b> | -504                 | 14.71 (-0.8)<br>880 (20) | 1.58<br>712 (22)<br><b>1592 (23)</b> |          |            |           |               |            |
| 24    | 1423 | Irina VELIHANOVA   | TKM     | <b>1224</b> | -872                 | 16.85 (-0.8)<br>614 (24) | 1.49<br>610 (24)<br><b>1224 (24)</b> |          |            |           |               |            |



## SUMMARY



## Shot Put Women - Heptathlon

| RECORDS                | RESULT       | NAME                   | COUNTRY    | AGE           | VENUE     | DATE        |           |
|------------------------|--------------|------------------------|------------|---------------|-----------|-------------|-----------|
| World Hep. Junior Best | <b>15.38</b> | Sara GAMBETTA          | GER        | 19            | Mannheim  | 12 May 2012 |           |
| Champ. Heptathlon Best | <b>14.35</b> | Shengfei SHEN          | CHN        | 17            | Anney     | 31 Jul 1998 |           |
| Area Junior Record     | <b>AJR</b>   | National Junior Record | <b>NJR</b> | Personal Best | <b>PB</b> | Season Best | <b>SB</b> |

22 July 2014

| RANK | PLACE | GROUP | BIB  | NAME                     | COUNTRY | DATE of BIRTH | RESULT       |            |
|------|-------|-------|------|--------------------------|---------|---------------|--------------|------------|
| 1    | 1     | A     | 680  | Morgan LAKE              | GBR     | 12 May 97     | <b>14.17</b> | <b>805</b> |
| 2    | 2     | A     | 197  | Verena PREINER           | AUT     | 01 Feb 95     | <b>13.65</b> | <b>771</b> |
| 3    | 3     | A     | 1585 | Shaina BURNS             | USA     | 21 Mar 96     | <b>13.59</b> | <b>767</b> |
| 4    | 4     | A     | 439  | Yorgelis RODRÍGUEZ       | CUB     | 25 Jan 95     | <b>13.16</b> | <b>738</b> |
| 5    | 5     | A     | 1406 | Emma STENLÖF             | SWE     | 25 Jun 96     | <b>12.79</b> | <b>713</b> |
| 6    | 6     | A     | 740  | Celina LEFFLER           | GER     | 09 Apr 96     | <b>12.69</b> | <b>707</b> |
| 7    | 7     | A     | 1107 | Nadine VISSER            | NED     | 09 Feb 95     | <b>12.68</b> | <b>706</b> |
| 8    | 8     | A     | 252  | Noor VIDTS               | BEL     | 30 May 96     | <b>12.68</b> | <b>706</b> |
| 9    | 1     | B     | 1306 | Elizaveta KOLOKOLCHIKOVA | RUS     | 10 Jul 96     | <b>12.66</b> | <b>705</b> |
| 10   | 2     | B     | 187  | Casidhe SIMMONS          | AUS     | 06 Feb 95     | <b>12.58</b> | <b>700</b> |
| 11   | 9     | A     | 1401 | Sofia LINDE              | SWE     | 12 Jan 95     | <b>12.53</b> | <b>696</b> |
| 12   | 10    | A     | 1362 | Caroline AGNOU           | SUI     | 26 May 96     | <b>12.39</b> | <b>687</b> |
| 13   | 3     | B     | 198  | Birgit SCHÖNFELDER       | AUT     | 26 Feb 95     | <b>12.31</b> | <b>682</b> |
| 14   | 11    | A     | 1508 | Rimma HORDIENKO          | UKR     | 30 Dec 95     | <b>12.19</b> | <b>674</b> |
| 15   | 4     | B     | 736  | Louisa GRAUVOGEL         | GER     | 28 Sep 96     | <b>12.12</b> | <b>669</b> |
| 16   | 5     | B     | 548  | Kristella JURKATAMM      | EST     | 09 Apr 96     | <b>12.05</b> | <b>664</b> |
| 17   | 6     | B     | 1309 | Mariia PAVLOVA           | RUS     | 21 May 96     | <b>11.49</b> | <b>627</b> |
| 18   | 7     | B     | 593  | Elina KAKKO              | FIN     | 12 Jan 97     | <b>11.31</b> | <b>616</b> |
| 19   | 8     | B     | 637  | Esther TURPIN            | FRA     | 29 Apr 96     | <b>11.08</b> | <b>600</b> |
| 20   | 9     | B     | 540  | Andrea MEDINA            | ESP     | 26 Apr 96     | <b>11.03</b> | <b>597</b> |
| 21   | 10    | B     | 345  | Georgia ELLENWOOD        | CAN     | 05 Aug 95     | <b>10.90</b> | <b>589</b> |
| 22   | 11    | B     | 122  | Fiorella CHIAPPE         | ARG     | 01 Jan 96     | <b>10.57</b> | <b>567</b> |
| 23   | 12    | B     | 1608 | Ashlee MOORE             | USA     | 21 May 95     | <b>9.87</b>  | <b>521</b> |
| 24   | 12    | A     | 1423 | Irina VELIHANOVA         | TKM     | 17 Mar 96     | <b>9.42</b>  | <b>492</b> |





# RESULTS



## Shot Put Women - Heptathlon

| RECORDS                | RESULT      | NAME         | COUNTRY                | AGE        | VENUE | DATE                 |           |             |           |
|------------------------|-------------|--------------|------------------------|------------|-------|----------------------|-----------|-------------|-----------|
| World Hep. Junior Best | <b>WHJB</b> | <b>15.38</b> | Sara GAMBETTA          | GER        | 19    | Mannheim 12 May 2012 |           |             |           |
| Champ. Heptathlon Best | <b>CHB</b>  | <b>14.35</b> | Shengfei SHEN          | CHN        | 17    | Annecy 31 Jul 1998   |           |             |           |
| Area Junior Record     | <b>AJR</b>  |              | National Junior Record | <b>NJR</b> |       | Personal Best        | <b>PB</b> | Season Best | <b>SB</b> |

**Group A**      22 July 2014      18:00 START TIME      26° C TEMPERATURE      39 % HUMIDITY  
18:37 END TIME      27° C      39 %

| PLACE | BIB  | NAME               | COUNTRY | DATE of BIRTH | ORDER | RESULT                 | 1     | 2     | 3     | POINTS | TOTAL |
|-------|------|--------------------|---------|---------------|-------|------------------------|-------|-------|-------|--------|-------|
| 1     | 680  | Morgan LAKE        | GBR     | 12 May 97     | 4     | <b>14.17</b>           | 14.17 | 13.84 | 12.85 | 805    | 2901  |
| 2     | 197  | Verena PREINER     | AUT     | 01 Feb 95     | 12    | <b>13.65</b> <b>PB</b> | 12.93 | 12.84 | 13.65 | 771    | 2363  |
| 3     | 1585 | Shaina BURNS       | USA     | 21 Mar 96     | 11    | <b>13.59</b>           | 12.76 | 13.59 | 13.29 | 767    | 2520  |
| 4     | 439  | Yorgelis RODRÍGUEZ | CUB     | 25 Jan 95     | 1     | <b>13.16</b>           | 13.16 | 12.98 | 13.00 | 738    | 2694  |
| 5     | 1406 | Emma STENLÖF       | SWE     | 25 Jun 96     | 9     | <b>12.79</b>           | X     | 12.58 | 12.79 | 713    | 2611  |
| 6     | 740  | Celina LEFFLER     | GER     | 09 Apr 96     | 8     | <b>12.69</b> <b>PB</b> | 10.59 | 12.19 | 12.69 | 707    | 2466  |
| 7     | 1107 | Nadine VISSER      | NED     | 09 Feb 95     | 2     | <b>12.68</b> <b>PB</b> | X     | 12.68 | 12.62 | 706    | 2686  |
| 8     | 252  | Noor VIDTS         | BEL     | 30 May 96     | 5     | <b>12.68</b> <b>PB</b> | 12.22 | 11.86 | 12.68 | 706    | 2383  |
| 9     | 1401 | Sofia LINDE        | SWE     | 12 Jan 95     | 6     | <b>12.53</b>           | 12.32 | 12.53 | 12.42 | 696    | 2553  |
| 10    | 1362 | Caroline AGNOU     | SUI     | 26 May 96     | 10    | <b>12.39</b>           | 12.39 | X     | X     | 687    | 2334  |
| 11    | 1508 | Rimma HORDIENKO    | UKR     | 30 Dec 95     | 3     | <b>12.19</b>           | 12.01 | 12.19 | X     | 674    | 2474  |
| 12    | 1423 | Irina VELIHANOVA   | TKM     | 17 Mar 96     | 7     | <b>9.42</b>            | 6.15  | 9.42  | 9.41  | 492    | 1716  |

**Group B**      22 July 2014      18:00 START TIME      26° C TEMPERATURE      39 % HUMIDITY  
18:34 END TIME      27° C      39 %

| PLACE | BIB  | NAME                     | COUNTRY | DATE of BIRTH | ORDER | RESULT                 | 1     | 2     | 3     | POINTS | TOTAL |
|-------|------|--------------------------|---------|---------------|-------|------------------------|-------|-------|-------|--------|-------|
| 1     | 1306 | Elizaveta KOLOKOLCHIKOVA | RUS     | 10 Jul 96     | 1     | <b>12.66</b> <b>PB</b> | 11.93 | 12.66 | X     | 705    | 2504  |
| 2     | 187  | Casidhe SIMMONS          | AUS     | 06 Feb 95     | 6     | <b>12.58</b> <b>PB</b> | 11.40 | 12.58 | 12.00 | 700    | 2469  |
| 3     | 198  | Birgit SCHÖNFELDER       | AUT     | 26 Feb 95     | 3     | <b>12.31</b> <b>PB</b> | 11.02 | 11.62 | 12.31 | 682    | 2325  |
| 4     | 736  | Louisa GRAUVOGEL         | GER     | 28 Sep 96     | 11    | <b>12.12</b> <b>PB</b> | 11.53 | 11.27 | 12.12 | 669    | 2463  |
| 5     | 548  | Kristella JURKATAMM      | EST     | 09 Apr 96     | 7     | <b>12.05</b> <b>SB</b> | 12.05 | X     | X     | 664    | 2439  |
| 6     | 1309 | Mariia PAVLOVA           | RUS     | 21 May 96     | 8     | <b>11.49</b>           | 11.39 | 11.07 | 11.49 | 627    | 2571  |
| 7     | 593  | Elina KAKKO              | FIN     | 12 Jan 97     | 4     | <b>11.31</b>           | 11.31 | 11.14 | 10.62 | 616    | 2426  |
| 8     | 637  | Esther TURPIN            | FRA     | 29 Apr 96     | 2     | <b>11.08</b> <b>PB</b> | 10.01 | 10.97 | 11.08 | 600    | 2347  |
| 9     | 540  | Andrea MEDINA            | ESP     | 26 Apr 96     | 9     | <b>11.03</b>           | 10.61 | 10.75 | 11.03 | 597    | 2201  |
| 10    | 345  | Georgia ELLENWOOD        | CAN     | 05 Aug 95     | 5     | <b>10.90</b>           | 10.72 | 10.90 | 10.59 | 589    | 2408  |
| 11    | 122  | Fiorella CHIAPPE         | ARG     | 01 Jan 96     | 12    | <b>10.57</b>           | 10.57 | 10.51 | X     | 567    | 2327  |
| 12    | 1608 | Ashlee MOORE             | USA     | 21 May 95     | 10    | <b>9.87</b>            | 9.87  | 9.33  | 8.97  | 521    | 2449  |



## HEPTATHLON SUMMARY AFTER 3 EVENTS

| RECORDS                         | RESULT      | NAME               | COUNTRY | AGE | VENUE          | DATE        |
|---------------------------------|-------------|--------------------|---------|-----|----------------|-------------|
| World Junior Record <b>WJR</b>  | <b>6542</b> | Carolina KLÜFT     | SWE     | 19  | München        | 10 Aug 2002 |
| Championships Record <b>CR</b>  | <b>6470</b> | Carolina KLÜFT     | SWE     | 19  | Kingston, JAM  | 20 Jul 2002 |
| World Junior Leading <b>WJL</b> | <b>6231</b> | Yorgelis RODRÍGUEZ | CUB     | 19  | La Habana (EP) | 22 Feb 2014 |

22-23 July 2014



| PLACE | BIB  | NAME                     | COUNTRY | POINTS      | POINTS BEHIND LEADER | 100 Metres Hurdles       | High Jump                            | Shot Put                              | 200 Metres | Long Jump | Javelin Throw | 800 Metres |
|-------|------|--------------------------|---------|-------------|----------------------|--------------------------|--------------------------------------|---------------------------------------|------------|-----------|---------------|------------|
| 1     | 680  | Morgan LAKE              | GBR     | <b>2901</b> |                      | 14.29 (+0.3)<br>938 (12) | 1.94<br>1158 (1)<br><b>2096 (1)</b>  | 14.17<br>805 (1)<br><b>2901 (1)</b>   |            |           |               |            |
| 2     | 439  | Yorgelis RODRÍGUEZ       | CUB     | <b>2694</b> | -207                 | 14.18 (+1.1)<br>953 (10) | 1.82<br>1003 (2)<br><b>1956 (3)</b>  | 13.16<br>738 (4)<br><b>2694 (2)</b>   |            |           |               |            |
| 3     | 1107 | Nadine VISSER            | NED     | <b>2686</b> | -215                 | 13.24 (+1.1)<br>1089 (1) | 1.73<br>891 (7)<br><b>1980 (2)</b>   | 12.68<br>706 (7)<br><b>2686 (3)</b>   |            |           |               |            |
| 4     | 1406 | Emma STENLÖF             | SWE     | <b>2611</b> | -290                 | 14.06 (+1.1)<br>970 (7)  | 1.76<br>928 (5)<br><b>1898 (6)</b>   | 12.79<br>713 (5)<br><b>2611 (4)</b>   |            |           |               |            |
| 5     | 1309 | Mariia PAVLOVA           | RUS     | <b>2571</b> | -330                 | 14.27 (-0.8)<br>941 (11) | 1.82<br>1003 (3)<br><b>1944 (4)</b>  | 11.49<br>627 (17)<br><b>2571 (5)</b>  |            |           |               |            |
| 6     | 1401 | Sofia LINDE              | SWE     | <b>2553</b> | -348                 | 14.09 (+0.3)<br>966 (8)  | 1.73<br>891 (6)<br><b>1857 (7)</b>   | 12.53<br>696 (11)<br><b>2553 (6)</b>  |            |           |               |            |
| 7     | 1585 | Shaina BURNS             | USA     | <b>2520</b> | -381                 | 14.58 (+0.3)<br>898 (18) | 1.70<br>855 (13)<br><b>1753 (17)</b> | 13.59<br>767 (3)<br><b>2520 (7)</b>   |            |           |               |            |
| 8     | 1306 | Elizaveta KOLOKOLCHIKOVA | RUS     | <b>2504</b> | -397                 | 13.98 (+0.3)<br>981 (4)  | 1.67<br>818 (16)<br><b>1799 (11)</b> | 12.66<br>705 (9)<br><b>2504 (8)</b>   |            |           |               |            |
| 9     | 1508 | Rimma HORDIENKO          | UKR     | <b>2474</b> | -427                 | 14.50 (+0.3)<br>909 (16) | 1.73<br>891 (10)<br><b>1800 (10)</b> | 12.19<br>674 (14)<br><b>2474 (9)</b>  |            |           |               |            |
| 10    | 187  | Casidhe SIMMONS          | AUS     | <b>2469</b> | -432                 | 14.46 (-0.8)<br>914 (15) | 1.70<br>855 (12)<br><b>1769 (14)</b> | 12.58<br>700 (10)<br><b>2469 (10)</b> |            |           |               |            |
| 11    | 740  | Celina LEFFLER           | GER     | <b>2466</b> | -435                 | 14.02 (+1.1)<br>976 (5)  | 1.64<br>783 (19)<br><b>1759 (16)</b> | 12.69<br>707 (6)<br><b>2466 (11)</b>  |            |           |               |            |
| 12    | 736  | Louisa GRAUVOGEL         | GER     | <b>2463</b> | -438                 | 14.02 (+1.1)<br>976 (5)  | 1.67<br>818 (17)<br><b>1794 (12)</b> | 12.12<br>669 (15)<br><b>2463 (12)</b> |            |           |               |            |
| 13    | 1608 | Ashlee MOORE             | USA     | <b>2449</b> | -452                 | 13.59 (+1.1)<br>1037 (2) | 1.73<br>891 (8)<br><b>1928 (5)</b>   | 9.87<br>521 (23)<br><b>2449 (13)</b>  |            |           |               |            |
| 14    | 548  | Kristella JURKATAMM      | EST     | <b>2439</b> | -462                 | 14.15 (+0.3)<br>957 (9)  | 1.67<br>818 (18)<br><b>1775 (13)</b> | 12.05<br>664 (16)<br><b>2439 (14)</b> |            |           |               |            |
| 15    | 593  | Elina KAKKO              | FIN     | <b>2426</b> | -475                 | 14.98 (-0.8)<br>844 (22) | 1.79<br>966 (4)<br><b>1810 (9)</b>   | 11.31<br>616 (18)<br><b>2426 (15)</b> |            |           |               |            |
| 16    | 345  | Georgia ELLENWOOD        | CAN     | <b>2408</b> | -493                 | 14.36 (+1.1)<br>928 (14) | 1.73<br>891 (8)<br><b>1819 (8)</b>   | 10.90<br>589 (21)<br><b>2408 (16)</b> |            |           |               |            |



**HEPTATHLON SUMMARY AFTER 3 EVENTS**

22-23 July 2014



| PLACE | BIB  | NAME               | COUNTRY | POINTS      | POINTS BEHIND LEADER | 100 Metres Hurdles       | High Jump                            | Shot Put                              | 200 Metres | Long Jump | Javelin Throw | 800 Metres |
|-------|------|--------------------|---------|-------------|----------------------|--------------------------|--------------------------------------|---------------------------------------|------------|-----------|---------------|------------|
| 17    | 252  | Noor VIDTS         | BEL     | <b>2383</b> | -518                 | 14.87 (-0.8)<br>859 (21) | 1.67<br>818 (15)<br><b>1677 (19)</b> | 12.68<br>706 (8)<br><b>2383 (17)</b>  |            |           |               |            |
| 18    | 197  | Verena PREINER     | AUT     | <b>2363</b> | -538                 | 14.71 (-0.8)<br>880 (20) | 1.58<br>712 (22)<br><b>1592 (23)</b> | 13.65<br>771 (2)<br><b>2363 (18)</b>  |            |           |               |            |
| 19    | 637  | Esther TURPIN      | FRA     | <b>2347</b> | -554                 | 13.85 (+1.1)<br>1000 (3) | 1.61<br>747 (20)<br><b>1747 (18)</b> | 11.08<br>600 (19)<br><b>2347 (19)</b> |            |           |               |            |
| 20    | 1362 | Caroline AGNOU     | SUI     | <b>2334</b> | -567                 | 14.31 (-0.8)<br>935 (13) | 1.58<br>712 (21)<br><b>1647 (20)</b> | 12.39<br>687 (12)<br><b>2334 (20)</b> |            |           |               |            |
| 21    | 122  | Fiorella CHIAPPE   | ARG     | <b>2327</b> | -574                 | 14.53 (+0.3)<br>905 (17) | 1.70<br>855 (11)<br><b>1760 (15)</b> | 10.57<br>567 (22)<br><b>2327 (21)</b> |            |           |               |            |
| 22    | 198  | Birgit SCHÖNFELDER | AUT     | <b>2325</b> | -576                 | 15.41 (-0.8)<br>788 (23) | 1.70<br>855 (14)<br><b>1643 (21)</b> | 12.31<br>682 (13)<br><b>2325 (22)</b> |            |           |               |            |
| 23    | 540  | Andrea MEDINA      | ESP     | <b>2201</b> | -700                 | 14.62 (+0.3)<br>892 (19) | 1.58<br>712 (22)<br><b>1604 (22)</b> | 11.03<br>597 (20)<br><b>2201 (23)</b> |            |           |               |            |
| 24    | 1423 | Irina VELIHANOVA   | TKM     | <b>1716</b> | -1185                | 16.85 (-0.8)<br>614 (24) | 1.49<br>610 (24)<br><b>1224 (24)</b> | 9.42<br>492 (24)<br><b>1716 (24)</b>  |            |           |               |            |

Official IAAF Partners



# SUMMARY



## 200 Metres Women - Heptathlon

| RECORDS                | RESULT      | NAME                   | COUNTRY         | AGE           | VENUE     | DATE                      |           |
|------------------------|-------------|------------------------|-----------------|---------------|-----------|---------------------------|-----------|
| World Hep. Junior Best | <b>WHJB</b> | 22.90                  | Dafne SCHIPPERS | NED           | 19        | Götzis 28 May 2011        |           |
| Champ. Heptathlon Best | <b>CHB</b>  | 23.81                  | Carolina KLÜFT  | SWE           | 19        | Kingston, JAM 19 Jul 2002 |           |
| Area Junior Record     | <b>AJR</b>  | National Junior Record | <b>NJR</b>      | Personal Best | <b>PB</b> | Season Best               | <b>SB</b> |

22 July 2014

| RANK | PLACE | HEAT | LANE | BIB  | NAME                     | COUNTRY      | DATE of BIRTH | RESULT       |           | WIND     |            |          |
|------|-------|------|------|------|--------------------------|--------------|---------------|--------------|-----------|----------|------------|----------|
| 1    | 1     | 3    | 4    | 740  | Celina LEFFLER           | GER          | 09 Apr 96     | <b>23.90</b> | <b>PB</b> | -0.5     | <b>990</b> |          |
| 2    | 2     | 3    | 5    | 1107 | Nadine VISSER            | NED          | 09 Feb 95     | <b>24.15</b> |           | -0.5     | <b>966</b> |          |
| 3    | 3     | 3    | 7    | 680  | Morgan LAKE              | GBR          | 12 May 97     | <b>24.64</b> |           | -0.5     | <b>920</b> |          |
| 4    | 4     | 3    | 8    | 736  | Louisa GRAUVOGEL         | GER          | 28 Sep 96     | <b>24.85</b> |           | -0.5     | <b>901</b> |          |
| 5    | 1     | 1    | 8    | 345  | Georgia ELLENWOOD        | CAN          | 05 Aug 95     | <b>24.86</b> | <b>PB</b> | +1.2     | <b>900</b> |          |
| 6    | 2     | 1    | 6    | 187  | Casidhe SIMMONS          | AUS          | 06 Feb 95     | <b>24.92</b> | <b>PB</b> | +1.2     | <b>894</b> |          |
| 7    | 5     | 3    | 6    | 1608 | Ashlee MOORE             | USA          | 21 May 95     | <b>25.05</b> |           | -0.5     | <b>882</b> |          |
| 8    | 6     | 3    | 1    | 439  | Yorgelis RODRÍGUEZ       | CUB          | 25 Jan 95     | <b>25.22</b> |           | -0.5     | <b>867</b> |          |
| 9    | 7     | 3    | 3    | 1306 | Elizaveta KOLOKOLCHIKOVA | RUS          | 10 Jul 96     | <b>25.24</b> |           | -0.5     | <b>865</b> |          |
| 10   | 3     | 1    | 3    | 637  | Esther TURPIN            | FRA          | 29 Apr 96     | <b>25.35</b> | <b>PB</b> | +1.2     | <b>855</b> |          |
| 11   | 4     | 1    | 1    | 1362 | Caroline AGNOU           | SUI          | 26 May 96     | <b>25.44</b> |           | +1.2     | <b>847</b> |          |
| 12   | 5     | 1    | 2    | 1406 | Emma STENLÖF             | SWE          | 25 Jun 96     | <b>25.50</b> |           | +1.2     | <b>841</b> |          |
| 13   | 1     | 2    | 4    | 252  | Noor VIDTS               | BEL          | 30 May 96     | <b>25.56</b> | <b>PB</b> | +0.5     | <b>836</b> |          |
| 14   | 2     | 2    | 3    | 197  | Verena PREINER           | AUT          | 01 Feb 95     | <b>25.69</b> | <b>PB</b> | +0.5     | <b>824</b> |          |
| 15   | 6     | 1    | 7    | 122  | Fiorella CHIAPPE         | ARG          | 01 Jan 96     | <b>25.71</b> |           | +1.2     | <b>823</b> |          |
| 15   | 8     | 3    | 2    | 540  | Andrea MEDINA            | ESP          | 26 Apr 96     | <b>25.71</b> |           | -0.5     | <b>823</b> |          |
| 17   | 3     | 2    | 6    | 1508 | Rimma HORDIENKO          | UKR          | 30 Dec 95     | <b>26.07</b> |           | +0.5     | <b>791</b> |          |
| 18   | 7     | 1    | 4    | 1309 | Mariia PAVLOVA           | RUS          | 21 May 96     | <b>26.08</b> |           | +1.2     | <b>790</b> |          |
| 19   | 4     | 2    | 1    | 1401 | Sofia LINDE              | SWE          | 12 Jan 95     | <b>26.13</b> |           | +0.5     | <b>786</b> |          |
| 20   | 8     | 1    | 5    | 548  | Kristella JURKATAMM      | EST          | 09 Apr 96     | <b>26.25</b> |           | +1.2     | <b>775</b> |          |
| 21   | 5     | 2    | 2    | 198  | Birgit SCHÖNFELDER       | AUT          | 26 Feb 95     | <b>26.54</b> |           | +0.5     | <b>751</b> |          |
| 22   | 6     | 2    | 7    | 593  | Elna KAKKO               | FIN          | 12 Jan 97     | <b>27.16</b> |           | +0.5     | <b>699</b> |          |
| 23   | 7     | 2    | 5    | 1423 | Irina VELIHANOVA         | TKM          | 17 Mar 96     | <b>29.21</b> | <b>SB</b> | +0.5     | <b>539</b> |          |
|      |       |      | 2    | 8    | 1585                     | Shaina BURNS | USA           | 21 Mar 96    | <b>DQ</b> | 163.3(a) | +0.5       | <b>0</b> |

**NOTE** IAAF Rule 163.3(a) - Lane infringement

# RESULTS



## 200 Metres Women - Heptathlon

| RECORDS                | RESULT      | NAME                   | COUNTRY         | AGE           | VENUE     | DATE                       |           |
|------------------------|-------------|------------------------|-----------------|---------------|-----------|----------------------------|-----------|
| World Hep. Junior Best | <b>WHJB</b> | 22.90                  | Dafne SCHIPPERS | NED           | 19        | Götzis, 28 May 2011        |           |
| Champ. Heptathlon Best | <b>CHB</b>  | 23.81                  | Carolina KLÜFT  | SWE           | 19        | Kingston, JAM, 19 Jul 2002 |           |
| Area Junior Record     | <b>AJR</b>  | National Junior Record | <b>NJR</b>      | Personal Best | <b>PB</b> | Season Best                | <b>SB</b> |

**Heat 1** 3      22 July 2014    19:22 START TIME      26° C TEMPERATURE    42 % HUMIDITY      +1.2 m/s WIND

| PLACE | BIB  | NAME                | COUNTRY | DATE of BIRTH | LANE | RESULT | REACTION  | Fn    | POINTS | TOTAL |
|-------|------|---------------------|---------|---------------|------|--------|-----------|-------|--------|-------|
| 1     | 345  | Georgia ELLENWOOD   | CAN     | 05 Aug 95     | 8    | 24.86  | <b>PB</b> | 0.179 | 900    | 3308  |
| 2     | 187  | Casidhe SIMMONS     | AUS     | 06 Feb 95     | 6    | 24.92  | <b>PB</b> | 0.149 | 894    | 3363  |
| 3     | 637  | Esther TURPIN       | FRA     | 29 Apr 96     | 3    | 25.35  | <b>PB</b> | 0.209 | 855    | 3202  |
| 4     | 1362 | Caroline AGNOU      | SUI     | 26 May 96     | 1    | 25.44  |           | 0.192 | 847    | 3181  |
| 5     | 1406 | Emma STENLÖF        | SWE     | 25 Jun 96     | 2    | 25.50  |           | 0.198 | 841    | 3452  |
| 6     | 122  | Fiorella CHIAPPE    | ARG     | 01 Jan 96     | 7    | 25.71  |           | 0.205 | 823    | 3150  |
| 7     | 1309 | Mariia PAVLOVA      | RUS     | 21 May 96     | 4    | 26.08  |           | 0.197 | 790    | 3361  |
| 8     | 548  | Kristella JURKATAMM | EST     | 09 Apr 96     | 5    | 26.25  |           | 0.174 | 775    | 3214  |

**Heat 2** 3      22 July 2014    19:30 START TIME      26° C TEMPERATURE    42 % HUMIDITY      +0.5 m/s WIND

| PLACE | BIB  | NAME               | COUNTRY | DATE of BIRTH | LANE | RESULT      | REACTION  | Fn    | POINTS | TOTAL |
|-------|------|--------------------|---------|---------------|------|-------------|-----------|-------|--------|-------|
| 1     | 252  | Noor VIDTS         | BEL     | 30 May 96     | 4    | 25.56       | <b>PB</b> | 0.176 | 836    | 3219  |
| 2     | 197  | Verena PREINER     | AUT     | 01 Feb 95     | 3    | 25.69       | <b>PB</b> | 0.167 | 824    | 3187  |
| 3     | 1508 | Rimma HORDIENKO    | UKR     | 30 Dec 95     | 6    | 26.07       |           | 0.236 | 791    | 3265  |
| 4     | 1401 | Sofia LINDE        | SWE     | 12 Jan 95     | 1    | 26.13       |           | 0.189 | 786    | 3339  |
| 5     | 198  | Birgit SCHÖNFELDER | AUT     | 26 Feb 95     | 2    | 26.54       |           | 0.219 | 751    | 3076  |
| 6     | 593  | Elina KAKKO        | FIN     | 12 Jan 97     | 7    | 27.16       |           | 0.202 | 699    | 3125  |
| 7     | 1423 | Irina VELIHANOVA   | TKM     | 17 Mar 96     | 5    | 29.21       | <b>SB</b> | 0.179 | 539    | 2255  |
|       | 1585 | Shaina BURNS       | USA     | 21 Mar 96     | 8    | DQ 163.3(a) | 0.250     |       | 0      | 2520  |

**NOTE** IAAF Rule 163.3(a) - Lane infringement

**Heat 3** 3      22 July 2014    19:35 START TIME      26° C TEMPERATURE    42 % HUMIDITY      -0.5 m/s WIND

| PLACE | BIB  | NAME                     | COUNTRY | DATE of BIRTH | LANE | RESULT | REACTION  | Fn    | POINTS | TOTAL |
|-------|------|--------------------------|---------|---------------|------|--------|-----------|-------|--------|-------|
| 1     | 740  | Celina LEFFLER           | GER     | 09 Apr 96     | 4    | 23.90  | <b>PB</b> | 0.191 | 990    | 3456  |
| 2     | 1107 | Nadine VISSER            | NED     | 09 Feb 95     | 5    | 24.15  |           | 0.199 | 966    | 3652  |
| 3     | 680  | Morgan LAKE              | GBR     | 12 May 97     | 7    | 24.64  |           | 0.157 | 920    | 3821  |
| 4     | 736  | Louisa GRAUVOGEL         | GER     | 28 Sep 96     | 8    | 24.85  |           | 0.191 | 901    | 3364  |
| 5     | 1608 | Ashlee MOORE             | USA     | 21 May 95     | 6    | 25.05  |           | 0.204 | 882    | 3331  |
| 6     | 439  | Yorgelis RODRÍGUEZ       | CUB     | 25 Jan 95     | 1    | 25.22  |           | 0.178 | 867    | 3561  |
| 7     | 1306 | Elizaveta KOLOKOLCHIKOVA | RUS     | 10 Jul 96     | 3    | 25.24  |           | 0.151 | 865    | 3369  |
| 8     | 540  | Andrea MEDINA            | ESP     | 26 Apr 96     | 2    | 25.71  |           | 0.145 | 823    | 3024  |



# RESULTS



## High Jump Women - Heptathlon

| RECORDS                            | RESULT NAME                       | COUNTRY                 | AGE                   | VENUE  | DATE        |
|------------------------------------|-----------------------------------|-------------------------|-----------------------|--------|-------------|
| World Hep. Junior Best <b>WHJB</b> | <b>1.94</b> Morgan LAKE           | GBR                     | 17                    | Eugene | 22 Jul 2014 |
| Champ. Heptathlon Best <b>CHB</b>  | <b>1.94</b> Morgan LAKE           | GBR                     | 17                    | Eugene | 22 Jul 2014 |
| Area Junior Record <b>AJR</b>      | National Junior Record <b>NJR</b> | Personal Best <b>PB</b> | Season Best <b>SB</b> |        |             |

**Group A**      22 July 2014      11:04 START TIME      18° C TEMPERATURE      73 % HUMIDITY  
12:48 END TIME      22° C      53 %

| PLACE | BIB  | NAME                | COUNTRY | DATE of BIRTH | ORDER | RESULT                | 1.49 | 1.52 | 1.55 | 1.58 | 1.61 | 1.64 | 1.67 | 1.70 | 1.73 | 1.76 | POINTS | TOTAL |
|-------|------|---------------------|---------|---------------|-------|-----------------------|------|------|------|------|------|------|------|------|------|------|--------|-------|
| 1     | 122  | Fiorella CHIAPPE    | ARG     | 01 Jan 96     | 5     | <b>1.70</b> <b>SB</b> | -    | -    | -    | 0    | 0    | 0    | 0    | 0    | XXX  |      | 855    | 1760  |
| 2     | 187  | Casidhe SIMMONS     | AUS     | 06 Feb 95     | 1     | <b>1.70</b>           | -    | -    | -    | -    | 0    | 0    | XO   | 0    | XXX  |      | 855    | 1769  |
| 3     | 1585 | Shaina BURNS        | USA     | 21 Mar 96     | 4     | <b>1.70</b> <b>PB</b> | -    | -    | 0    | -    | XO   | 0    | 0    | XO   | XXX  |      | 855    | 1753  |
| 4     | 198  | Birgit SCHÖNFELDER  | AUT     | 26 Feb 95     | 6     | <b>1.70</b> <b>PB</b> | -    | -    | -    | 0    | 0    | XXO  | 0    | XO   | XXX  |      | 855    | 1643  |
| 5     | 736  | Louisa GRAUVOGEL    | GER     | 28 Sep 96     | 3     | <b>1.67</b> <b>PB</b> | -    | 0    | 0    | 0    | 0    | 0    | XXO  | XXX  |      |      | 818    | 1794  |
| 6     | 548  | Kristella JURKATAMM | EST     | 09 Apr 96     | 12    | <b>1.67</b>           | -    | -    | -    | 0    | 0    | XXO  | XXO  | XXX  |      |      | 818    | 1775  |
| 7     | 740  | Celina LEFFLER      | GER     | 09 Apr 96     | 2     | <b>1.64</b>           | -    | 0    | XO   | 0    | XO   | XXO  | XXX  |      |      |      | 783    | 1759  |
| 8     | 637  | Esther TURPIN       | FRA     | 29 Apr 96     | 10    | <b>1.61</b>           | 0    | XO   | 0    | XO   | 0    | XXX  |      |      |      |      | 747    | 1747  |
| 9     | 1362 | Caroline AGNOU      | SUI     | 26 May 96     | 11    | <b>1.58</b>           | 0    | 0    | 0    | 0    | XXX  |      |      |      |      |      | 712    | 1647  |
| 10    | 540  | Andrea MEDINA       | ESP     | 26 Apr 96     | 7     | <b>1.58</b>           | -    | XO   | 0    | XO   | XXX  |      |      |      |      |      | 712    | 1604  |
| 10    | 197  | Verena PREINER      | AUT     | 01 Feb 95     | 9     | <b>1.58</b> <b>PB</b> | 0    | XO   | 0    | XO   | XXX  |      |      |      |      |      | 712    | 1592  |
| 12    | 1423 | Irina VELIHANOVA    | TKM     | 17 Mar 96     | 8     | <b>1.49</b>           | 0    | XXX  |      |      |      |      |      |      |      |      | 610    | 1224  |





**RESULTS**  
**High Jump Women - Heptathlon**

**Group B**

22 July 2014 11:03 START TIME 18° C 73 %  
12:54 END TIME TEMPERATURE 22° C HUMIDITY 53 %

| PLACE | BIB  | NAME                     | COUNTRY | DATE of BIRTH | ORDER | RESULT      |      |      |      |      |      |      |      |      |      |      | POINTS | TOTAL |      |      |      |
|-------|------|--------------------------|---------|---------------|-------|-------------|------|------|------|------|------|------|------|------|------|------|--------|-------|------|------|------|
|       |      |                          |         |               |       |             | 1.49 | 1.52 | 1.55 | 1.58 | 1.61 | 1.64 | 1.67 | 1.70 | 1.73 | 1.76 |        |       | 1.79 |      |      |
| 1     | 680  | Morgan LAKE              | GBR     | 12 May 97     | 10    | <b>1.94</b> | WHJB | -    | -    | -    | -    | -    | -    | -    | -    | -    | -      | 0     | XXO  | 1158 | 2096 |
|       |      |                          |         |               |       |             |      | 0    | 0    | 0    | 0    | XO   | XXX  |      |      |      |        |       |      |      |      |
| 2     | 439  | Yorgelis RODRÍGUEZ       | CUB     | 25 Jan 95     | 6     | <b>1.82</b> |      | -    | -    | -    | -    | -    | -    | -    | 0    | -    | 0      | 0     |      | 1003 | 1956 |
|       |      |                          |         |               |       |             |      | 0    | XXX  |      |      |      |      |      |      |      |        |       |      |      |      |
| 3     | 1309 | Mariia PAVLOVA           | RUS     | 21 May 96     | 4     | <b>1.82</b> | PB   | -    | -    | -    | -    | -    | 0    | XO   | 0    | 0    | XXO    | XO    |      | 1003 | 1944 |
|       |      |                          |         |               |       |             |      | XO   | XXX  |      |      |      |      |      |      |      |        |       |      |      |      |
| 4     | 593  | Elina KAKKO              | FIN     | 12 Jan 97     | 2     | <b>1.79</b> | SB   | -    | -    | -    | -    | -    | -    | 0    | 0    | 0    | XO     | XO    |      | 966  | 1810 |
|       |      |                          |         |               |       |             |      | XXX  |      |      |      |      |      |      |      |      |        |       |      |      |      |
| 5     | 1406 | Emma STENLÖF             | SWE     | 25 Jun 96     | 11    | <b>1.76</b> | SB   | -    | -    | -    | -    | -    | 0    | 0    | 0    | 0    | 0      | XXX   |      | 928  | 1898 |
|       |      |                          |         |               |       |             |      |      |      |      |      |      |      |      |      |      |        |       |      |      |      |
| 6     | 1401 | Sofia LINDE              | SWE     | 12 Jan 95     | 9     | <b>1.73</b> |      | -    | -    | -    | -    | -    | -    | 0    | 0    | 0    | XXX    |       | 891  | 1857 |      |
|       |      |                          |         |               |       |             |      |      |      |      |      |      |      |      |      |      |        |       |      |      |      |
| 7     | 1107 | Nadine VISSER            | NED     | 09 Feb 95     | 5     | <b>1.73</b> |      | -    | -    | -    | -    | -    | XO   | 0    | XXO  | 0    | XXX    |       | 891  | 1980 |      |
|       |      |                          |         |               |       |             |      |      |      |      |      |      |      |      |      |      |        |       |      |      |      |
| 8     | 345  | Georgia ELLENWOOD        | CAN     | 05 Aug 95     | 12    | <b>1.73</b> |      | -    | -    | -    | -    | -    | XO   | 0    | 0    | XO   | XXX    |       | 891  | 1819 |      |
|       |      |                          |         |               |       |             |      |      |      |      |      |      |      |      |      |      |        |       |      |      |      |
| 8     | 1608 | Ashlee MOORE             | USA     | 21 May 95     | 3     | <b>1.73</b> |      | -    | -    | -    | -    | 0    | -    | 0    | XO   | XO   | XXX    |       | 891  | 1928 |      |
|       |      |                          |         |               |       |             |      |      |      |      |      |      |      |      |      |      |        |       |      |      |      |
| 10    | 1508 | Rimma HORDIENKO          | UKR     | 30 Dec 95     | 1     | <b>1.73</b> |      | -    | -    | -    | -    | 0    | 0    | 0    | XXO  | XXO  | XXX    |       | 891  | 1800 |      |
|       |      |                          |         |               |       |             |      |      |      |      |      |      |      |      |      |      |        |       |      |      |      |
| 11    | 252  | Noor VIDTS               | BEL     | 30 May 96     | 8     | <b>1.67</b> |      | -    | -    | -    | -    | 0    | 0    | 0    | XXX  |      | 818    | 1677  |      |      |      |
|       |      |                          |         |               |       |             |      |      |      |      |      |      |      |      |      |      |        |       |      |      |      |
| 12    | 1306 | Elizaveta KOLOKOLCHIKOVA | RUS     | 10 Jul 96     | 7     | <b>1.67</b> |      | -    | -    | -    | -    | -    | XO   | 0    | XXX  |      | 818    | 1799  |      |      |      |
|       |      |                          |         |               |       |             |      |      |      |      |      |      |      |      |      |      |        |       |      |      |      |



## HEPTATHLON SUMMARY AFTER 4 EVENTS

| RECORDS              | RESULT     | NAME        | COUNTRY            | AGE | VENUE | DATE                       |
|----------------------|------------|-------------|--------------------|-----|-------|----------------------------|
| World Junior Record  | <b>WJR</b> | <b>6542</b> | Carolina KLÜFT     | SWE | 19    | München 10 Aug 2002        |
| Championships Record | <b>CR</b>  | <b>6470</b> | Carolina KLÜFT     | SWE | 19    | Kingston, JAM 20 Jul 2002  |
| World Junior Leading | <b>WJL</b> | <b>6231</b> | Yorgelis RODRÍGUEZ | CUB | 19    | La Habana (EP) 22 Feb 2014 |

22-23 July 2014



| PLACE | BIB  | NAME                     | COUNTRY | POINTS      | POINTS BEHIND LEADER | 100 Metres Hurdles       | High Jump                            | Shot Put                              | 200 Metres                                   | Long Jump | Javelin Throw | 800 Metres |
|-------|------|--------------------------|---------|-------------|----------------------|--------------------------|--------------------------------------|---------------------------------------|--|-----------|---------------|------------|
| 1     | 680  | Morgan LAKE              | GBR     | <b>3821</b> |                      | 14.29 (+0.3)<br>938 (12) | 1.94<br>1158 (1)<br><b>2096 (1)</b>  | 14.17<br>805 (1)<br><b>2901 (1)</b>   | 24.64 (-0.5)<br>920 (3)<br><b>3821 (1)</b>   |           |               |            |
| 2     | 1107 | Nadine VISSER            | NED     | <b>3652</b> | -169                 | 13.24 (+1.1)<br>1089 (1) | 1.73<br>891 (7)<br><b>1980 (2)</b>   | 12.68<br>706 (7)<br><b>2686 (3)</b>   | 24.15 (-0.5)<br>966 (2)<br><b>3652 (2)</b>   |           |               |            |
| 3     | 439  | Yorgelis RODRÍGUEZ       | CUB     | <b>3561</b> | -260                 | 14.18 (+1.1)<br>953 (10) | 1.82<br>1003 (2)<br><b>1956 (3)</b>  | 13.16<br>738 (4)<br><b>2694 (2)</b>   | 25.22 (-0.5)<br>867 (8)<br><b>3561 (3)</b>   |           |               |            |
| 4     | 740  | Celina LEFFLER           | GER     | <b>3456</b> | -365                 | 14.02 (+1.1)<br>976 (5)  | 1.64<br>783 (19)<br><b>1759 (16)</b> | 12.69<br>707 (6)<br><b>2466 (11)</b>  | 23.90 (-0.5)<br>990 (1)<br><b>3456 (4)</b>   |           |               |            |
| 5     | 1406 | Emma STENLÖF             | SWE     | <b>3452</b> | -369                 | 14.06 (+1.1)<br>970 (7)  | 1.76<br>928 (5)<br><b>1898 (6)</b>   | 12.79<br>713 (5)<br><b>2611 (4)</b>   | 25.50 (+1.2)<br>841 (12)<br><b>3452 (5)</b>  |           |               |            |
| 6     | 1306 | Elizaveta KOLOKOLCHIKOVA | RUS     | <b>3369</b> | -452                 | 13.98 (+0.3)<br>981 (4)  | 1.67<br>818 (16)<br><b>1799 (11)</b> | 12.66<br>705 (9)<br><b>2504 (8)</b>   | 25.24 (-0.5)<br>865 (9)<br><b>3369 (6)</b>   |           |               |            |
| 7     | 736  | Louisa GRAUVOGEL         | GER     | <b>3364</b> | -457                 | 14.02 (+1.1)<br>976 (5)  | 1.67<br>818 (17)<br><b>1794 (12)</b> | 12.12<br>669 (15)<br><b>2463 (12)</b> | 24.85 (-0.5)<br>901 (4)<br><b>3364 (7)</b>   |           |               |            |
| 8     | 187  | Casidhe SIMMONS          | AUS     | <b>3363</b> | -458                 | 14.46 (-0.8)<br>914 (15) | 1.70<br>855 (12)<br><b>1769 (14)</b> | 12.58<br>700 (10)<br><b>2469 (10)</b> | 24.92 (+1.2)<br>894 (6)<br><b>3363 (8)</b>   |           |               |            |
| 9     | 1309 | Mariia PAVLOVA           | RUS     | <b>3361</b> | -460                 | 14.27 (-0.8)<br>941 (11) | 1.82<br>1003 (3)<br><b>1944 (4)</b>  | 11.49<br>627 (17)<br><b>2571 (5)</b>  | 26.08 (+1.2)<br>790 (18)<br><b>3361 (9)</b>  |           |               |            |
| 10    | 1401 | Sofia LINDE              | SWE     | <b>3339</b> | -482                 | 14.09 (+0.3)<br>966 (8)  | 1.73<br>891 (6)<br><b>1857 (7)</b>   | 12.53<br>696 (11)<br><b>2553 (6)</b>  | 26.13 (+0.5)<br>786 (19)<br><b>3339 (10)</b> |           |               |            |
| 11    | 1608 | Ashlee MOORE             | USA     | <b>3331</b> | -490                 | 13.59 (+1.1)<br>1037 (2) | 1.73<br>891 (8)<br><b>1928 (5)</b>   | 9.87<br>521 (23)<br><b>2449 (13)</b>  | 25.05 (-0.5)<br>882 (7)<br><b>3331 (11)</b>  |           |               |            |
| 12    | 345  | Georgia ELLENWOOD        | CAN     | <b>3308</b> | -513                 | 14.36 (+1.1)<br>928 (14) | 1.73<br>891 (8)<br><b>1819 (8)</b>   | 10.90<br>589 (21)<br><b>2408 (16)</b> | 24.86 (+1.2)<br>900 (5)<br><b>3308 (12)</b>  |           |               |            |
| 13    | 1508 | Rimma HORDIENKO          | UKR     | <b>3265</b> | -556                 | 14.50 (+0.3)<br>909 (16) | 1.73<br>891 (10)<br><b>1800 (10)</b> | 12.19<br>674 (14)<br><b>2474 (9)</b>  | 26.07 (+0.5)<br>791 (17)<br><b>3265 (13)</b> |           |               |            |
| 14    | 252  | Noor VIDTS               | BEL     | <b>3219</b> | -602                 | 14.87 (-0.8)<br>859 (21) | 1.67<br>818 (15)<br><b>1677 (19)</b> | 12.68<br>706 (8)<br><b>2383 (17)</b>  | 25.56 (+0.5)<br>836 (13)<br><b>3219 (14)</b> |           |               |            |
| 15    | 548  | Kristella JURKATAMM      | EST     | <b>3214</b> | -607                 | 14.15 (+0.3)<br>957 (9)  | 1.67<br>818 (18)<br><b>1775 (13)</b> | 12.05<br>664 (16)<br><b>2439 (14)</b> | 26.25 (+1.2)<br>775 (20)<br><b>3214 (15)</b> |           |               |            |
| 16    | 637  | Esther TURPIN            | FRA     | <b>3202</b> | -619                 | 13.85 (+1.1)<br>1000 (3) | 1.61<br>747 (20)<br><b>1747 (18)</b> | 11.08<br>600 (19)<br><b>2347 (19)</b> | 25.35 (+1.2)<br>855 (10)<br><b>3202 (16)</b> |           |               |            |





**HEPTATHLON SUMMARY AFTER 4 EVENTS**

22-23 July 2014



| PLACE | BIB  | NAME               | COUNTRY | POINTS | POINTS BEHIND LEADER | 100 Metres Hurdles       | High Jump                     | Shot Put                       | 200 Metres                            | Long Jump | Javelin Throw | 800 Metres |
|-------|------|--------------------|---------|--------|----------------------|--------------------------|-------------------------------|--------------------------------|---------------------------------------|-----------|---------------|------------|
| 17    | 197  | Verena PREINER     | AUT     | 3187   | -634                 | 14.71 (-0.8)<br>880 (20) | 1.58<br>712 (22)<br>1592 (23) | 13.65<br>771 (2)<br>2363 (18)  | 25.69 (+0.5)<br>824 (14)<br>3187 (17) |           |               |            |
| 18    | 1362 | Caroline AGNOU     | SUI     | 3181   | -640                 | 14.31 (-0.8)<br>935 (13) | 1.58<br>712 (21)<br>1647 (20) | 12.39<br>687 (12)<br>2334 (20) | 25.44 (+1.2)<br>847 (11)<br>3181 (18) |           |               |            |
| 19    | 122  | Fiorella CHIAPPE   | ARG     | 3150   | -671                 | 14.53 (+0.3)<br>905 (17) | 1.70<br>855 (11)<br>1760 (15) | 10.57<br>567 (22)<br>2327 (21) | 25.71 (+1.2)<br>823 (15)<br>3150 (19) |           |               |            |
| 20    | 593  | Elina KAKKO        | FIN     | 3125   | -696                 | 14.98 (-0.8)<br>844 (22) | 1.79<br>966 (4)<br>1810 (9)   | 11.31<br>616 (18)<br>2426 (15) | 27.16 (+0.5)<br>699 (22)<br>3125 (20) |           |               |            |
| 21    | 198  | Birgit SCHÖNFELDER | AUT     | 3076   | -745                 | 15.41 (-0.8)<br>788 (23) | 1.70<br>855 (14)<br>1643 (21) | 12.31<br>682 (13)<br>2325 (22) | 26.54 (+0.5)<br>751 (21)<br>3076 (21) |           |               |            |
| 22    | 540  | Andrea MEDINA      | ESP     | 3024   | -797                 | 14.62 (+0.3)<br>892 (19) | 1.58<br>712 (22)<br>1604 (22) | 11.03<br>597 (20)<br>2201 (23) | 25.71 (-0.5)<br>823 (15)<br>3024 (22) |           |               |            |
| 23    | 1585 | Shaina BURNS       | USA     | 2520   | -1301                | 14.58 (+0.3)<br>898 (18) | 1.70<br>855 (13)<br>1753 (17) | 13.59<br>767 (3)<br>2520 (7)   | DQ<br>0<br>2520 (23)                  |           |               |            |
| 24    | 1423 | Irina VELIHANOVA   | TKM     | 2255   | -1566                | 16.85 (-0.8)<br>614 (24) | 1.49<br>610 (24)<br>1224 (24) | 9.42<br>492 (24)<br>1716 (24)  | 29.21 (+0.5)<br>539 (23)<br>2255 (24) |           |               |            |

Official IAAF Partners



## SUMMARY



## Long Jump Women - Heptathlon

| RECORDS                | RESULT      | NAME                   | COUNTRY          | AGE           | VENUE     | DATE  |           |
|------------------------|-------------|------------------------|------------------|---------------|-----------|---|-----------|
| World Hep. Junior Best | <b>WHJB</b> | 6.69                   | Sibylle THIELE   | GDR           | 19        | Götzis 20 May 1984                          |           |
| Champ. Heptathlon Best | <b>CHB</b>  | 6.35                   | Tatyana CHERNOVA | RUS           | 18        | Beijing (Chaoyang Sport Center) 19 Aug 2006 |           |
| Area Junior Record     | <b>AJR</b>  | National Junior Record | <b>NJR</b>       | Personal Best | <b>PB</b> | Season Best                                 | <b>SB</b> |

23 July 2014

| RANK | PLACE | GROUP | BIB  | NAME                     | COUNTRY | DATE of BIRTH | RESULT |           | WIND |     |
|------|-------|-------|------|--------------------------|---------|---------------|--------|-----------|------|-----|
| 1    | 1     | A     | 439  | Yorgelis RODRÍGUEZ       | CUB     | 25 Jan 95     | 6.19   | <b>PB</b> | -0.5 | 908 |
| 2    | 2     | A     | 740  | Celina LEFFLER           | GER     | 09 Apr 96     | 5.99   |           | -0.7 | 846 |
| 3    | 3     | A     | 1107 | Nadine VISSER            | NED     | 09 Feb 95     | 5.99   |           | -0.7 | 846 |
| 4    | 4     | A     | 680  | Morgan LAKE              | GBR     | 12 May 97     | 5.90   |           | -0.4 | 819 |
| 5    | 1     | B     | 1608 | Ashlee MOORE             | USA     | 21 May 95     | 5.86   | <b>PB</b> | -0.8 | 807 |
| 6    | 5     | A     | 1362 | Caroline AGNOU           | SUI     | 26 May 96     | 5.80   |           | -0.4 | 789 |
| 7    | 6     | A     | 593  | Elina KAKKO              | FIN     | 12 Jan 97     | 5.79   |           | -0.1 | 786 |
| 8    | 7     | A     | 548  | Kristella JURKATAMM      | EST     | 09 Apr 96     | 5.79   |           | -0.3 | 786 |
| 9    | 8     | A     | 1406 | Emma STENLÖF             | SWE     | 25 Jun 96     | 5.71   |           | -1.0 | 762 |
| 10   | 9     | A     | 1401 | Sofia LINDE              | SWE     | 12 Jan 95     | 5.70   | <b>SB</b> | -0.6 | 759 |
| 11   | 2     | B     | 736  | Louisa GRAUVOGEL         | GER     | 28 Sep 96     | 5.70   | <b>PB</b> | -0.6 | 759 |
| 12   | 3     | B     | 345  | Georgia ELLENWOOD        | CAN     | 05 Aug 95     | 5.70   | <b>SB</b> | -0.9 | 759 |
| 13   | 10    | A     | 1309 | Mariia PAVLOVA           | RUS     | 21 May 96     | 5.69   |           | -0.5 | 756 |
| 14   | 4     | B     | 252  | Noor VIDTS               | BEL     | 30 May 96     | 5.67   |           | -0.5 | 750 |
| 15   | 5     | B     | 187  | Casidhe SIMMONS          | AUS     | 06 Feb 95     | 5.66   |           | -0.5 | 747 |
| 16   | 11    | A     | 1306 | Elizaveta KOLOKOLCHIKOVA | RUS     | 10 Jul 96     | 5.64   |           | -0.6 | 741 |
| 17   | 6     | B     | 198  | Birgit SCHÖNFELDER       | AUT     | 26 Feb 95     | 5.58   |           | -0.4 | 723 |
| 18   | 7     | B     | 197  | Verena PREINER           | AUT     | 01 Feb 95     | 5.56   |           | -0.3 | 717 |
| 19   | 8     | B     | 1508 | Rimma HORDIENKO          | UKR     | 30 Dec 95     | 5.54   |           | -0.2 | 712 |
| 20   | 9     | B     | 637  | Esther TURPIN            | FRA     | 29 Apr 96     | 5.42   |           | -0.7 | 677 |
| 21   | 12    | A     | 122  | Fiorella CHIAPPE         | ARG     | 01 Jan 96     | 5.40   |           | -0.6 | 671 |
| 22   | 10    | B     | 1585 | Shaina BURNS             | USA     | 21 Mar 96     | 5.38   | <b>PB</b> | -0.3 | 665 |
| 23   | 11    | B     | 1423 | Irina VELIHANOVA         | TKM     | 17 Mar 96     | 5.10   |           | -0.5 | 587 |
|      |       | B     | 540  | Andrea MEDINA            | ESP     | 26 Apr 96     | DNS    |           |      |     |

# RESULTS



## Long Jump Women - Heptathlon

| RECORDS                | RESULT      | NAME | COUNTRY                | AGE        | VENUE     | DATE  |
|------------------------|-------------|------|------------------------|------------|-----------|---|
| World Hep. Junior Best | <b>WHJB</b> | 6.69 | Sibylle THIELE         | GDR        | 19        | Götzis 20 May 1984                          |
| Champ. Heptathlon Best | <b>CHB</b>  | 6.35 | Tatyana CHERNOVA       | RUS        | 18        | Beijing (Chaoyang Sport Center) 19 Aug 2006 |
| Area Junior Record     | <b>AJR</b>  |      | National Junior Record | <b>NJR</b> |           | Personal Best                               |
|                        |             |      |                        |            | <b>PB</b> | Season Best                                 |
|                        |             |      |                        |            |           | <b>SB</b>                                   |

### Group A

23 July 2014 11:43 START TIME 16° C TEMPERATURE 88 % HUMIDITY  
END TIME 16° C 88 %

| PLACE | BIB  | NAME                     | COUNTRY | DATE of BIRTH | ORDER | RESULT              | 1                         | 2            | 3            | POINTS | TOTAL |
|-------|------|--------------------------|---------|---------------|-------|---------------------|---------------------------|--------------|--------------|--------|-------|
| 1     | 439  | Yorgelis RODRÍGUEZ       | CUB     | 25 Jan 95     | 1     | <b>6.19</b><br>-0.5 | <b>PB</b><br>5.89<br>-0.9 | 6.19<br>-0.5 | 5.91<br>-0.5 | 908    | 4469  |
| 2     | 740  | Celina LEFFLER           | GER     | 09 Apr 96     | 3     | <b>5.99</b><br>-0.7 | 5.71<br>-0.3              | 5.85<br>-0.1 | 5.99<br>-0.7 | 846    | 4302  |
| 3     | 1107 | Nadine VISSER            | NED     | 09 Feb 95     | 7     | <b>5.99</b><br>-0.7 | 5.67<br>-0.5              | 5.99<br>-0.7 | 5.81<br>-0.4 | 846    | 4498  |
| 4     | 680  | Morgan LAKE              | GBR     | 12 May 97     | 2     | <b>5.90</b><br>-0.4 | 5.74<br>-0.9              | 5.90<br>-0.4 | 5.51<br>-0.5 | 819    | 4640  |
| 5     | 1362 | Caroline AGNOU           | SUI     | 26 May 96     | 8     | <b>5.80</b><br>-0.4 | 5.80<br>-0.4              | 5.78<br>-1.5 | X<br>-1.0    | 789    | 3970  |
| 6     | 593  | Elina KAKKO              | FIN     | 12 Jan 97     | 6     | <b>5.79</b><br>-0.1 | 5.79<br>-0.1              | X<br>-0.9    | 5.76<br>-0.7 | 786    | 3911  |
| 7     | 548  | Kristella JURKATAMM      | EST     | 09 Apr 96     | 10    | <b>5.79</b><br>-0.3 | 5.46<br>-1.2              | 5.79<br>-0.3 | 5.36<br>-0.3 | 786    | 4000  |
| 8     | 1406 | Emma STENLÖF             | SWE     | 25 Jun 96     | 5     | <b>5.71</b><br>-1.0 | X<br>-1.2                 | 5.70<br>-0.8 | 5.71<br>-1.0 | 762    | 4214  |
| 9     | 1401 | Sofia LINDE              | SWE     | 12 Jan 95     | 9     | <b>5.70</b><br>-0.6 | <b>SB</b><br>5.42<br>-1.7 | 5.63<br>-0.5 | 5.70<br>-0.6 | 759    | 4098  |
| 10    | 1309 | Mariia PAVLOVA           | RUS     | 21 May 96     | 4     | <b>5.69</b><br>-0.5 | 5.69<br>-0.5              | 5.64<br>-1.1 | 5.49<br>-0.9 | 756    | 4117  |
| 11    | 1306 | Elizaveta KOLOKOLCHIKOVA | RUS     | 10 Jul 96     | 11    | <b>5.64</b><br>-0.6 | X<br>-1.2                 | 5.21<br>-0.8 | 5.64<br>-0.6 | 741    | 4110  |
| 12    | 122  | Fiorella CHIAPPE         | ARG     | 01 Jan 96     | 12    | <b>5.40</b><br>-0.6 | 5.22<br>-0.8              | 5.40<br>-0.6 | 5.35<br>-1.2 | 671    | 3821  |



**RESULTS**  
**Long Jump Women - Heptathlon**

| <b>Group B</b> |      | 23 July 2014       | 11:45 START TIME | 16° C         | 88 %     |                     |    |              |              |              |       |      |
|----------------|------|--------------------|------------------|---------------|----------|---------------------|----|--------------|--------------|--------------|-------|------|
|                |      |                    |                  | TEMPERATURE   | HUMIDITY |                     |    |              |              |              |       |      |
|                |      |                    | 12:34 END TIME   | 16° C         | 88 %     |                     |    |              |              |              |       |      |
| PLACE          | BIB  | NAME               | COUNTRY          | DATE of BIRTH | ORDER    | RESULT              | 1  | 2            | 3            | POINTS       | TOTAL |      |
| 1              | 1608 | Ashlee MOORE       | USA              | 21 May 95     | 5        | <b>5.86</b><br>-0.8 | PB | 3.67<br>-0.9 | 5.71<br>-1.3 | 5.86<br>-0.8 | 807   | 4138 |
| 2              | 736  | Louisa GRAUVOGEL   | GER              | 28 Sep 96     | 3        | <b>5.70</b><br>-0.6 | PB | 5.61<br>+0.3 | 5.54<br>-0.8 | 5.70<br>-0.6 | 759   | 4123 |
| 3              | 345  | Georgia ELLENWOOD  | CAN              | 05 Aug 95     | 1        | <b>5.70</b><br>-0.9 | SB | 5.70<br>-0.9 | X<br>-0.6    | 5.61<br>-0.7 | 759   | 4067 |
| 4              | 252  | Noor VIDTS         | BEL              | 30 May 96     | 11       | <b>5.67</b><br>-0.5 |    | 5.37<br>-0.7 | X<br>-0.5    | 5.67<br>-0.5 | 750   | 3969 |
| 5              | 187  | Casidhe SIMMONS    | AUS              | 06 Feb 95     | 8        | <b>5.66</b><br>-0.5 |    | 5.58<br>-0.7 | 5.62<br>-0.8 | 5.66<br>-0.5 | 747   | 4110 |
| 6              | 198  | Birgit SCHÖNFELDER | AUT              | 26 Feb 95     | 4        | <b>5.58</b><br>-0.4 |    | 5.58<br>-0.4 | 5.55<br>-0.5 | 5.56<br>-0.3 | 723   | 3799 |
| 7              | 197  | Verena PREINER     | AUT              | 01 Feb 95     | 7        | <b>5.56</b><br>-0.3 |    | X<br>-0.6    | 5.56<br>-0.3 | X<br>0.0     | 717   | 3904 |
| 8              | 1508 | Rimma HORDIENKO    | UKR              | 30 Dec 95     | 10       | <b>5.54</b><br>-0.2 |    | 5.35<br>-1.2 | X<br>-0.8    | 5.54<br>-0.2 | 712   | 3977 |
| 9              | 637  | Esther TURPIN      | FRA              | 29 Apr 96     | 6        | <b>5.42</b><br>-0.7 |    | 5.34<br>-0.8 | X<br>-0.3    | 5.42<br>-0.7 | 677   | 3879 |
| 10             | 1585 | Shaina BURNS       | USA              | 21 Mar 96     | 2        | <b>5.38</b><br>-0.3 | PB | 5.38<br>-0.3 | X<br>-0.2    | X<br>-1.2    | 665   | 3185 |
| 11             | 1423 | Irina VELIHANOVA   | TKM              | 17 Mar 96     | 12       | <b>5.10</b><br>-0.5 |    | 5.10<br>-0.5 | 4.77<br>-0.8 | 4.89<br>-0.3 | 587   | 2842 |
|                | 540  | Andrea MEDINA      | ESP              | 26 Apr 96     | 9        | <b>DNS</b>          |    |              |              |              |       | 0    |



## HEPTATHLON SUMMARY AFTER 5 EVENTS

| RECORDS                         | RESULT      | NAME               | COUNTRY | AGE | VENUE          | DATE        |
|---------------------------------|-------------|--------------------|---------|-----|----------------|-------------|
| World Junior Record <b>WJR</b>  | <b>6542</b> | Carolina KLÜFT     | SWE     | 19  | München        | 10 Aug 2002 |
| Championships Record <b>CR</b>  | <b>6470</b> | Carolina KLÜFT     | SWE     | 19  | Kingston, JAM  | 20 Jul 2002 |
| World Junior Leading <b>WJL</b> | <b>6231</b> | Yorgelis RODRÍGUEZ | CUB     | 19  | La Habana (EP) | 22 Feb 2014 |

22-23 July 2014




| PLACE | BIB  | NAME                     | COUNTRY | POINTS      | POINTS BEHIND LEADER | 100 Metres Hurdles       | High Jump                            | Shot Put                              | 200 Metres                                   | Long Jump                                   | Javelin Throw | 800 Metres |
|-------|------|--------------------------|---------|-------------|----------------------|--------------------------|--------------------------------------|---------------------------------------|--|---|---------------|------------|
| 1     | 680  | Morgan LAKE              | GBR     | <b>4640</b> |                      | 14.29 (+0.3)<br>938 (12) | 1.94<br>1158 (1)<br><b>2096 (1)</b>  | 14.17<br>805 (1)<br><b>2901 (1)</b>   | 24.64 (-0.5)<br>920 (3)<br><b>3821 (1)</b>   | 5.90 (-0.4)<br>819 (4)<br><b>4640 (1)</b>   |               |            |
| 2     | 1107 | Nadine VISSER            | NED     | <b>4498</b> | -142                 | 13.24 (+1.1)<br>1089 (1) | 1.73<br>891 (7)<br><b>1980 (2)</b>   | 12.68<br>706 (7)<br><b>2686 (3)</b>   | 24.15 (-0.5)<br>966 (2)<br><b>3652 (2)</b>   | 5.99 (-0.7)<br>846 (3)<br><b>4498 (2)</b>   |               |            |
| 3     | 439  | Yorgelis RODRÍGUEZ       | CUB     | <b>4469</b> | -171                 | 14.18 (+1.1)<br>953 (10) | 1.82<br>1003 (2)<br><b>1956 (3)</b>  | 13.16<br>738 (4)<br><b>2694 (2)</b>   | 25.22 (-0.5)<br>867 (8)<br><b>3561 (3)</b>   | 6.19 (-0.5)<br>908 (1)<br><b>4469 (3)</b>   |               |            |
| 4     | 740  | Celina LEFFLER           | GER     | <b>4302</b> | -338                 | 14.02 (+1.1)<br>976 (5)  | 1.64<br>783 (19)<br><b>1759 (16)</b> | 12.69<br>707 (6)<br><b>2466 (11)</b>  | 23.90 (-0.5)<br>990 (1)<br><b>3456 (4)</b>   | 5.99 (-0.7)<br>846 (2)<br><b>4302 (4)</b>   |               |            |
| 5     | 1406 | Emma STENLÖF             | SWE     | <b>4214</b> | -426                 | 14.06 (+1.1)<br>970 (7)  | 1.76<br>928 (5)<br><b>1898 (6)</b>   | 12.79<br>713 (5)<br><b>2611 (4)</b>   | 25.50 (+1.2)<br>841 (12)<br><b>3452 (5)</b>  | 5.71 (-1.0)<br>762 (9)<br><b>4214 (5)</b>   |               |            |
| 6     | 1608 | Ashlee MOORE             | USA     | <b>4138</b> | -502                 | 13.59 (+1.1)<br>1037 (2) | 1.73<br>891 (8)<br><b>1928 (5)</b>   | 9.87<br>521 (23)<br><b>2449 (13)</b>  | 25.05 (-0.5)<br>882 (7)<br><b>3331 (11)</b>  | 5.86 (-0.8)<br>807 (5)<br><b>4138 (6)</b>   |               |            |
| 7     | 736  | Louisa GRAUVOGEL         | GER     | <b>4123</b> | -517                 | 14.02 (+1.1)<br>976 (5)  | 1.67<br>818 (17)<br><b>1794 (12)</b> | 12.12<br>669 (15)<br><b>2463 (12)</b> | 24.85 (-0.5)<br>901 (4)<br><b>3364 (7)</b>   | 5.70 (-0.6)<br>759 (11)<br><b>4123 (7)</b>  |               |            |
| 8     | 1309 | Mariia PAVLOVA           | RUS     | <b>4117</b> | -523                 | 14.27 (-0.8)<br>941 (11) | 1.82<br>1003 (3)<br><b>1944 (4)</b>  | 11.49<br>627 (17)<br><b>2571 (5)</b>  | 26.08 (+1.2)<br>790 (18)<br><b>3361 (9)</b>  | 5.69 (-0.5)<br>756 (13)<br><b>4117 (8)</b>  |               |            |
| 9     | 187  | Casidhe SIMMONS          | AUS     | <b>4110</b> | -530                 | 14.46 (-0.8)<br>914 (15) | 1.70<br>855 (12)<br><b>1769 (14)</b> | 12.58<br>700 (10)<br><b>2469 (10)</b> | 24.92 (+1.2)<br>894 (6)<br><b>3363 (8)</b>   | 5.66 (-0.5)<br>747 (15)<br><b>4110 (9)</b>  |               |            |
| 10    | 1306 | Elizaveta KOLOKOLCHIKOVA | RUS     | <b>4110</b> | -530                 | 13.98 (+0.3)<br>981 (4)  | 1.67<br>818 (16)<br><b>1799 (11)</b> | 12.66<br>705 (9)<br><b>2504 (8)</b>   | 25.24 (-0.5)<br>865 (9)<br><b>3369 (6)</b>   | 5.64 (-0.6)<br>741 (16)<br><b>4110 (10)</b> |               |            |
| 11    | 1401 | Sofia LINDE              | SWE     | <b>4098</b> | -542                 | 14.09 (+0.3)<br>966 (8)  | 1.73<br>891 (6)<br><b>1857 (7)</b>   | 12.53<br>696 (11)<br><b>2553 (6)</b>  | 26.13 (+0.5)<br>786 (19)<br><b>3339 (10)</b> | 5.70 (-0.6)<br>759 (10)<br><b>4098 (11)</b> |               |            |
| 12    | 345  | Georgia ELLENWOOD        | CAN     | <b>4067</b> | -573                 | 14.36 (+1.1)<br>928 (14) | 1.73<br>891 (8)<br><b>1819 (8)</b>   | 10.90<br>589 (21)<br><b>2408 (16)</b> | 24.86 (+1.2)<br>900 (5)<br><b>3308 (12)</b>  | 5.70 (-0.9)<br>759 (12)<br><b>4067 (12)</b> |               |            |
| 13    | 548  | Kristella JURKATAMM      | EST     | <b>4000</b> | -640                 | 14.15 (+0.3)<br>957 (9)  | 1.67<br>818 (18)<br><b>1775 (13)</b> | 12.05<br>664 (16)<br><b>2439 (14)</b> | 26.25 (+1.2)<br>775 (20)<br><b>3214 (15)</b> | 5.79 (-0.3)<br>786 (8)<br><b>4000 (13)</b>  |               |            |
| 14    | 1508 | Rimma HORDIENKO          | UKR     | <b>3977</b> | -663                 | 14.50 (+0.3)<br>909 (16) | 1.73<br>891 (10)<br><b>1800 (10)</b> | 12.19<br>674 (14)<br><b>2474 (9)</b>  | 26.07 (+0.5)<br>791 (17)<br><b>3265 (13)</b> | 5.54 (-0.2)<br>712 (19)<br><b>3977 (14)</b> |               |            |
| 15    | 1362 | Caroline AGNOU           | SUI     | <b>3970</b> | -670                 | 14.31 (-0.8)<br>935 (13) | 1.58<br>712 (21)<br><b>1647 (20)</b> | 12.39<br>687 (12)<br><b>2334 (20)</b> | 25.44 (+1.2)<br>847 (11)<br><b>3181 (18)</b> | 5.80 (-0.4)<br>789 (6)<br><b>3970 (15)</b>  |               |            |
| 16    | 252  | Noor VIDTS               | BEL     | <b>3969</b> | -671                 | 14.87 (-0.8)<br>859 (21) | 1.67<br>818 (15)<br><b>1677 (19)</b> | 12.68<br>706 (8)<br><b>2383 (17)</b>  | 25.56 (+0.5)<br>836 (13)<br><b>3219 (14)</b> | 5.67 (-0.5)<br>750 (14)<br><b>3969 (16)</b> |               |            |



**HEPTATHLON SUMMARY AFTER 5 EVENTS**

22-23 July 2014



| PLACE | BIB  | NAME               | COUNTRY | POINTS | POINTS BEHIND LEADER | 100 Metres Hurdles       | High Jump                     | Shot Put                       | 200 Metres                            | Long Jump                            | Javelin Throw | 800 Metres |
|-------|------|--------------------|---------|--------|----------------------|--------------------------|-------------------------------|--------------------------------|---------------------------------------|--------------------------------------|---------------|------------|
| 17    | 593  | Elina KAKKO        | FIN     | 3911   | -729                 | 14.98 (-0.8)<br>844 (22) | 1.79<br>966 (4)<br>1810 (9)   | 11.31<br>616 (18)<br>2426 (15) | 27.16 (+0.5)<br>699 (22)<br>3125 (20) | 5.79 (-0.1)<br>786 (7)<br>3911 (17)  |               |            |
| 18    | 197  | Verena PREINER     | AUT     | 3904   | -736                 | 14.71 (-0.8)<br>880 (20) | 1.58<br>712 (22)<br>1592 (23) | 13.65<br>771 (2)<br>2363 (18)  | 25.69 (+0.5)<br>824 (14)<br>3187 (17) | 5.56 (-0.3)<br>717 (18)<br>3904 (18) |               |            |
| 19    | 637  | Esther TURPIN      | FRA     | 3879   | -761                 | 13.85 (+1.1)<br>1000 (3) | 1.61<br>747 (20)<br>1747 (18) | 11.08<br>600 (19)<br>2347 (19) | 25.35 (+1.2)<br>855 (10)<br>3202 (16) | 5.42 (-0.7)<br>677 (20)<br>3879 (19) |               |            |
| 20    | 122  | Fiorella CHIAPPE   | ARG     | 3821   | -819                 | 14.53 (+0.3)<br>905 (17) | 1.70<br>855 (11)<br>1760 (15) | 10.57<br>567 (22)<br>2327 (21) | 25.71 (+1.2)<br>823 (15)<br>3150 (19) | 5.40 (-0.6)<br>671 (21)<br>3821 (20) |               |            |
| 21    | 198  | Birgit SCHÖNFELDER | AUT     | 3799   | -841                 | 15.41 (-0.8)<br>788 (23) | 1.70<br>855 (14)<br>1643 (21) | 12.31<br>682 (13)<br>2325 (22) | 26.54 (+0.5)<br>751 (21)<br>3076 (21) | 5.58 (-0.4)<br>723 (17)<br>3799 (21) |               |            |
| 22    | 1585 | Shaina BURNS       | USA     | 3185   | -1455                | 14.58 (+0.3)<br>898 (18) | 1.70<br>855 (13)<br>1753 (17) | 13.59<br>767 (3)<br>2520 (7)   | DQ<br>0<br>2520 (23)                  | 5.38 (-0.3)<br>665 (22)<br>3185 (22) |               |            |
| 23    | 1423 | Irina VELIHANOVA   | TKM     | 2842   | -1798                | 16.85 (-0.8)<br>614 (24) | 1.49<br>610 (24)<br>1224 (24) | 9.42<br>492 (24)<br>1716 (24)  | 29.21 (+0.5)<br>539 (23)<br>2255 (24) | 5.10 (-0.5)<br>587 (23)<br>2842 (23) |               |            |
|       | 540  | Andrea MEDINA      | ESP     | DNF    |                      | 14.62 (+0.3)<br>892 (19) | 1.58<br>712 (22)<br>1604 (22) | 11.03<br>597 (20)<br>2201 (23) | 25.71 (-0.5)<br>823 (15)<br>3024 (22) | DNS                                  |               |            |



# SUMMARY



## Javelin Throw Women - Heptathlon

| RECORDS                | RESULT      | NAME                   | COUNTRY          | AGE           | VENUE     | DATE                 |           |
|------------------------|-------------|------------------------|------------------|---------------|-----------|----------------------|-----------|
| World Hep. Junior Best | <b>WHJB</b> | 54.16                  | Justine ROBBESON | RSA           | 19        | Grosseto 17 Jul 2004 |           |
| Champ. Heptathlon Best | <b>CHB</b>  | 54.16                  | Justine ROBBESON | RSA           | 19        | Grosseto 17 Jul 2004 |           |
| Area Junior Record     | <b>AJR</b>  | National Junior Record | <b>NJR</b>       | Personal Best | <b>PB</b> | Season Best          | <b>SB</b> |

23 July 2014

| RANK | PLACE | GROUP | BIB  | NAME                     | COUNTRY | DATE of BIRTH | RESULT       |            |            |
|------|-------|-------|------|--------------------------|---------|---------------|--------------|------------|------------|
| 1    | 1     | A     | 1423 | Irina VELIHANOVA         | TKM     | 17 Mar 96     | <b>44.72</b> | <b>NJR</b> | <b>758</b> |
| 2    | 2     | A     | 439  | Yorgelis RODRÍGUEZ       | CUB     | 25 Jan 95     | <b>43.36</b> |            | <b>732</b> |
| 3    | 3     | A     | 1362 | Caroline AGNOU           | SUI     | 26 May 96     | <b>43.06</b> |            | <b>726</b> |
| 4    | 4     | A     | 197  | Verena PREINER           | AUT     | 01 Feb 95     | <b>43.04</b> | <b>PB</b>  | <b>726</b> |
| 5    | 1     | B     | 548  | Kristella JURKATAMM      | EST     | 09 Apr 96     | <b>42.33</b> | <b>PB</b>  | <b>712</b> |
| 6    | 5     | A     | 680  | Morgan LAKE              | GBR     | 12 May 97     | <b>41.66</b> | <b>PB</b>  | <b>699</b> |
| 7    | 6     | A     | 736  | Louisa GRAUVOGEL         | GER     | 28 Sep 96     | <b>40.49</b> | <b>PB</b>  | <b>677</b> |
| 8    | 2     | B     | 345  | Georgia ELLENWOOD        | CAN     | 05 Aug 95     | <b>39.81</b> | <b>PB</b>  | <b>664</b> |
| 9    | 3     | B     | 1585 | Shaina BURNS             | USA     | 21 Mar 96     | <b>39.59</b> | <b>PB</b>  | <b>659</b> |
| 10   | 7     | A     | 740  | Celina LEFFLER           | GER     | 09 Apr 96     | <b>39.55</b> |            | <b>659</b> |
| 11   | 8     | A     | 1608 | Ashlee MOORE             | USA     | 21 May 95     | <b>39.35</b> |            | <b>655</b> |
| 12   | 4     | B     | 187  | Casidhe SIMMONS          | AUS     | 06 Feb 95     | <b>39.20</b> | <b>PB</b>  | <b>652</b> |
| 13   | 5     | B     | 1401 | Sofia LINDE              | SWE     | 12 Jan 95     | <b>38.89</b> | <b>SB</b>  | <b>646</b> |
| 14   | 9     | A     | 1107 | Nadine VISSER            | NED     | 09 Feb 95     | <b>38.76</b> |            | <b>644</b> |
| 15   | 10    | A     | 1406 | Emma STENLÖF             | SWE     | 25 Jun 96     | <b>37.84</b> |            | <b>626</b> |
| 16   | 6     | B     | 593  | Elina KAKKO              | FIN     | 12 Jan 97     | <b>37.23</b> | <b>PB</b>  | <b>614</b> |
| 17   | 11    | A     | 198  | Birgit SCHÖNFELDER       | AUT     | 26 Feb 95     | <b>36.66</b> |            | <b>603</b> |
| 18   | 12    | A     | 1306 | Elizaveta KOLOKOLCHIKOVA | RUS     | 10 Jul 96     | <b>36.43</b> |            | <b>599</b> |
| 19   | 7     | B     | 637  | Esther TURPIN            | FRA     | 29 Apr 96     | <b>35.26</b> |            | <b>577</b> |
| 20   | 8     | B     | 252  | Noor VIDTS               | BEL     | 30 May 96     | <b>33.22</b> | <b>PB</b>  | <b>538</b> |
| 21   | 9     | B     | 122  | Fiorella CHIAPPE         | ARG     | 01 Jan 96     | <b>32.63</b> |            | <b>527</b> |
| 22   | 10    | B     | 1309 | Mariia PAVLOVA           | RUS     | 21 May 96     | <b>29.93</b> |            | <b>475</b> |
| 23   | 11    | B     | 1508 | Rimma HORDIENKO          | UKR     | 30 Dec 95     | <b>28.59</b> |            | <b>450</b> |
|      |       | B     | 540  | Andrea MEDINA            | ESP     | 26 Apr 96     | <b>DNS</b>   |            |            |



# RESULTS



## Javelin Throw Women - Heptathlon

| RECORDS                | RESULT      | NAME                   | COUNTRY          | AGE           | VENUE     | DATE                 |           |
|------------------------|-------------|------------------------|------------------|---------------|-----------|----------------------|-----------|
| World Hep. Junior Best | <b>WHJB</b> | 54.16                  | Justine ROBBESON | RSA           | 19        | Grosseto 17 Jul 2004 |           |
| Champ. Heptathlon Best | <b>CHB</b>  | 54.16                  | Justine ROBBESON | RSA           | 19        | Grosseto 17 Jul 2004 |           |
| Area Junior Record     | <b>AJR</b>  | National Junior Record | <b>NJR</b>       | Personal Best | <b>PB</b> | Season Best          | <b>SB</b> |

**Group A**      23 July 2014      13:38 START TIME      14° C TEMPERATURE      88 % HUMIDITY  
14:11 END TIME      17° C      77 %

| PLACE | BIB  | NAME                     | COUNTRY | DATE of BIRTH | ORDER | RESULT                  | 1     | 2     | 3     | POINTS | TOTAL |
|-------|------|--------------------------|---------|---------------|-------|-------------------------|-------|-------|-------|--------|-------|
| 1     | 1423 | Irina VELIHANOVA         | TKM     | 17 Mar 96     | 2     | <b>44.72</b> <b>NJR</b> | 37.86 | 41.39 | 44.72 | 758    | 3600  |
| 2     | 439  | Yorgelis RODRÍGUEZ       | CUB     | 25 Jan 95     | 5     | <b>43.36</b>            | 36.84 | 43.36 | 42.66 | 732    | 5201  |
| 3     | 1362 | Caroline AGNOU           | SUI     | 26 May 96     | 12    | <b>43.06</b>            | 39.09 | 43.06 | 37.64 | 726    | 4696  |
| 4     | 197  | Verena PREINER           | AUT     | 01 Feb 95     | 10    | <b>43.04</b> <b>PB</b>  | 42.33 | 40.58 | 43.04 | 726    | 4630  |
| 5     | 680  | Morgan LAKE              | GBR     | 12 May 97     | 9     | <b>41.66</b> <b>PB</b>  | 40.49 | 41.66 | 39.77 | 699    | 5339  |
| 6     | 736  | Louisa GRAUVOGEL         | GER     | 28 Sep 96     | 3     | <b>40.49</b> <b>PB</b>  | 40.49 | 39.48 | X     | 677    | 4800  |
| 7     | 740  | Celina LEFFLER           | GER     | 09 Apr 96     | 7     | <b>39.55</b>            | 37.72 | 39.55 | X     | 659    | 4961  |
| 8     | 1608 | Ashlee MOORE             | USA     | 21 May 95     | 6     | <b>39.35</b>            | 34.57 | X     | 39.35 | 655    | 4793  |
| 9     | 1107 | Nadine VISSER            | NED     | 09 Feb 95     | 1     | <b>38.76</b>            | 38.76 | 37.13 | 35.54 | 644    | 5142  |
| 10    | 1406 | Emma STENLÖF             | SWE     | 25 Jun 96     | 8     | <b>37.84</b>            | 36.43 | 37.84 | 32.87 | 626    | 4840  |
| 11    | 198  | Birgit SCHÖNFELDER       | AUT     | 26 Feb 95     | 11    | <b>36.66</b>            | 31.64 | X     | 36.66 | 603    | 4402  |
| 12    | 1306 | Elizaveta KOLOKOLCHIKOVA | RUS     | 10 Jul 96     | 4     | <b>36.43</b>            | 34.03 | X     | 36.43 | 599    | 4709  |

**Group B**      23 July 2014      14:35 START TIME      17° C TEMPERATURE      77 % HUMIDITY  
15:02 END TIME      17° C      77 %

| PLACE | BIB  | NAME                | COUNTRY | DATE of BIRTH | ORDER | RESULT                 | 1     | 2     | 3     | POINTS | TOTAL |
|-------|------|---------------------|---------|---------------|-------|------------------------|-------|-------|-------|--------|-------|
| 1     | 548  | Kristella JURKATAMM | EST     | 09 Apr 96     | 4     | <b>42.33</b> <b>PB</b> | 41.18 | 42.33 | 42.11 | 712    | 4712  |
| 2     | 345  | Georgia ELLENWOOD   | CAN     | 05 Aug 95     | 6     | <b>39.81</b> <b>PB</b> | 39.81 | 37.90 | 37.13 | 664    | 4731  |
| 3     | 1585 | Shaina BURNS        | USA     | 21 Mar 96     | 1     | <b>39.59</b> <b>PB</b> | 37.92 | 39.59 | 39.34 | 659    | 3844  |
| 4     | 187  | Casidhe SIMMONS     | AUS     | 06 Feb 95     | 10    | <b>39.20</b> <b>PB</b> | 34.60 | X     | 39.20 | 652    | 4762  |
| 5     | 1401 | Sofia LINDE         | SWE     | 12 Jan 95     | 7     | <b>38.89</b> <b>SB</b> | 32.47 | 36.89 | 38.89 | 646    | 4744  |
| 6     | 593  | Elina KAKKO         | FIN     | 12 Jan 97     | 12    | <b>37.23</b> <b>PB</b> | 34.99 | 37.23 | 34.91 | 614    | 4525  |
| 7     | 637  | Esther TURPIN       | FRA     | 29 Apr 96     | 8     | <b>35.26</b>           | 33.91 | 34.36 | 35.26 | 577    | 4456  |
| 8     | 252  | Noor VIDTS          | BEL     | 30 May 96     | 11    | <b>33.22</b> <b>PB</b> | 32.04 | 33.22 | 32.27 | 538    | 4507  |
| 9     | 122  | Fiorella CHIAPPE    | ARG     | 01 Jan 96     | 2     | <b>32.63</b>           | 32.63 | X     | X     | 527    | 4348  |
| 10    | 1309 | Mariia PAVLOVA      | RUS     | 21 May 96     | 3     | <b>29.93</b>           | 29.75 | 29.93 | X     | 475    | 4592  |
| 11    | 1508 | Rimma HORDIENKO     | UKR     | 30 Dec 95     | 9     | <b>28.59</b>           | 26.07 | 28.59 | -     | 450    | 4427  |
|       | 540  | Andrea MEDINA       | ESP     | 26 Apr 96     | 5     | <b>DNS</b>             |       |       |       |        | 0     |







## HEPTATHLON SUMMARY AFTER 6 EVENTS

| RECORDS                         | RESULT      | NAME               | COUNTRY | AGE | VENUE          | DATE        |
|---------------------------------|-------------|--------------------|---------|-----|----------------|-------------|
| World Junior Record <b>WJR</b>  | <b>6542</b> | Carolina KLÜFT     | SWE     | 19  | München        | 10 Aug 2002 |
| Championships Record <b>CR</b>  | <b>6470</b> | Carolina KLÜFT     | SWE     | 19  | Kingston, JAM  | 20 Jul 2002 |
| World Junior Leading <b>WJL</b> | <b>6231</b> | Yorgelis RODRÍGUEZ | CUB     | 19  | La Habana (EP) | 22 Feb 2014 |

22-23 July 2014



| PLACE | BIB  | NAME                     | COUNTRY | POINTS      | POINTS BEHIND LEADER | 100 Metres Hurdles       | High Jump                     | Shot Put                       | 200 Metres                            | Long Jump                            | Javelin Throw                  | 800 Metres |
|-------|------|--------------------------|---------|-------------|----------------------|--------------------------|-------------------------------|--------------------------------|---------------------------------------|--------------------------------------|--------------------------------|------------|
| 1     | 680  | Morgan LAKE              | GBR     | <b>5339</b> |                      | 14.29 (+0.3)<br>938 (12) | 1.94<br>1158 (1)<br>2096 (1)  | 14.17<br>805 (1)<br>2901 (1)   | 24.64 (-0.5)<br>920 (3)<br>3821 (1)   | 5.90 (-0.4)<br>819 (4)<br>4640 (1)   | 41.66<br>699 (6)<br>5339 (1)   |            |
| 2     | 439  | Yorgelis RODRÍGUEZ       | CUB     | <b>5201</b> | -138                 | 14.18 (+1.1)<br>953 (10) | 1.82<br>1003 (2)<br>1956 (3)  | 13.16<br>738 (4)<br>2694 (2)   | 25.22 (-0.5)<br>867 (8)<br>3561 (3)   | 6.19 (-0.5)<br>908 (1)<br>4469 (3)   | 43.36<br>732 (2)<br>5201 (2)   |            |
| 3     | 1107 | Nadine VISSER            | NED     | <b>5142</b> | -197                 | 13.24 (+1.1)<br>1089 (1) | 1.73<br>891 (7)<br>1980 (2)   | 12.68<br>706 (7)<br>2686 (3)   | 24.15 (-0.5)<br>966 (2)<br>3652 (2)   | 5.99 (-0.7)<br>846 (3)<br>4498 (2)   | 38.76<br>644 (14)<br>5142 (3)  |            |
| 4     | 740  | Celina LEFFLER           | GER     | <b>4961</b> | -378                 | 14.02 (+1.1)<br>976 (5)  | 1.64<br>783 (19)<br>1759 (16) | 12.69<br>707 (6)<br>2466 (11)  | 23.90 (-0.5)<br>990 (1)<br>3456 (4)   | 5.99 (-0.7)<br>846 (2)<br>4302 (4)   | 39.55<br>659 (10)<br>4961 (4)  |            |
| 5     | 1406 | Emma STENLÖF             | SWE     | <b>4840</b> | -499                 | 14.06 (+1.1)<br>970 (7)  | 1.76<br>928 (5)<br>1898 (6)   | 12.79<br>713 (5)<br>2611 (4)   | 25.50 (+1.2)<br>841 (12)<br>3452 (5)  | 5.71 (-1.0)<br>762 (9)<br>4214 (5)   | 37.84<br>626 (15)<br>4840 (5)  |            |
| 6     | 736  | Louisa GRAUVOGEL         | GER     | <b>4800</b> | -539                 | 14.02 (+1.1)<br>976 (5)  | 1.67<br>818 (17)<br>1794 (12) | 12.12<br>669 (15)<br>2463 (12) | 24.85 (-0.5)<br>901 (4)<br>3364 (7)   | 5.70 (-0.6)<br>759 (11)<br>4123 (7)  | 40.49<br>677 (7)<br>4800 (6)   |            |
| 7     | 1608 | Ashlee MOORE             | USA     | <b>4793</b> | -546                 | 13.59 (+1.1)<br>1037 (2) | 1.73<br>891 (8)<br>1928 (5)   | 9.87<br>521 (23)<br>2449 (13)  | 25.05 (-0.5)<br>882 (7)<br>3331 (11)  | 5.86 (-0.8)<br>807 (5)<br>4138 (6)   | 39.35<br>655 (11)<br>4793 (7)  |            |
| 8     | 187  | Casidhe SIMMONS          | AUS     | <b>4762</b> | -577                 | 14.46 (-0.8)<br>914 (15) | 1.70<br>855 (12)<br>1769 (14) | 12.58<br>700 (10)<br>2469 (10) | 24.92 (+1.2)<br>894 (6)<br>3363 (8)   | 5.66 (-0.5)<br>747 (15)<br>4110 (9)  | 39.20<br>652 (12)<br>4762 (8)  |            |
| 9     | 1401 | Sofia LINDE              | SWE     | <b>4744</b> | -595                 | 14.09 (+0.3)<br>966 (8)  | 1.73<br>891 (6)<br>1857 (7)   | 12.53<br>696 (11)<br>2553 (6)  | 26.13 (+0.5)<br>786 (19)<br>3339 (10) | 5.70 (-0.6)<br>759 (10)<br>4098 (11) | 38.89<br>646 (13)<br>4744 (9)  |            |
| 10    | 345  | Georgia ELLENWOOD        | CAN     | <b>4731</b> | -608                 | 14.36 (+1.1)<br>928 (14) | 1.73<br>891 (8)<br>1819 (8)   | 10.90<br>589 (21)<br>2408 (16) | 24.86 (+1.2)<br>900 (5)<br>3308 (12)  | 5.70 (-0.9)<br>759 (12)<br>4067 (12) | 39.81<br>664 (8)<br>4731 (10)  |            |
| 11    | 548  | Kristella JURKATAMM      | EST     | <b>4712</b> | -627                 | 14.15 (+0.3)<br>957 (9)  | 1.67<br>818 (18)<br>1775 (13) | 12.05<br>664 (16)<br>2439 (14) | 26.25 (+1.2)<br>775 (20)<br>3214 (15) | 5.79 (-0.3)<br>786 (8)<br>4000 (13)  | 42.33<br>712 (5)<br>4712 (11)  |            |
| 12    | 1306 | Elizaveta KOLOKOLCHIKOVA | RUS     | <b>4709</b> | -630                 | 13.98 (+0.3)<br>981 (4)  | 1.67<br>818 (16)<br>1799 (11) | 12.66<br>705 (9)<br>2504 (8)   | 25.24 (-0.5)<br>865 (9)<br>3369 (6)   | 5.64 (-0.6)<br>741 (16)<br>4110 (10) | 36.43<br>599 (18)<br>4709 (12) |            |
| 13    | 1362 | Caroline AGNOU           | SUI     | <b>4696</b> | -643                 | 14.31 (-0.8)<br>935 (13) | 1.58<br>712 (21)<br>1647 (20) | 12.39<br>687 (12)<br>2334 (20) | 25.44 (+1.2)<br>847 (11)<br>3181 (18) | 5.80 (-0.4)<br>789 (6)<br>3970 (15)  | 43.06<br>726 (3)<br>4696 (13)  |            |
| 14    | 197  | Verena PREINER           | AUT     | <b>4630</b> | -709                 | 14.71 (-0.8)<br>880 (20) | 1.58<br>712 (22)<br>1592 (23) | 13.65<br>771 (2)<br>2363 (18)  | 25.69 (+0.5)<br>824 (14)<br>3187 (17) | 5.56 (-0.3)<br>717 (18)<br>3904 (18) | 43.04<br>726 (4)<br>4630 (14)  |            |
| 15    | 1309 | Mariia PAVLOVA           | RUS     | <b>4592</b> | -747                 | 14.27 (-0.8)<br>941 (11) | 1.82<br>1003 (3)<br>1944 (4)  | 11.49<br>627 (17)<br>2571 (5)  | 26.08 (+1.2)<br>790 (18)<br>3361 (9)  | 5.69 (-0.5)<br>756 (13)<br>4117 (8)  | 29.93<br>475 (22)<br>4592 (15) |            |
| 16    | 593  | Elina KAKKO              | FIN     | <b>4525</b> | -814                 | 14.98 (-0.8)<br>844 (22) | 1.79<br>966 (4)<br>1810 (9)   | 11.31<br>616 (18)<br>2426 (15) | 27.16 (+0.5)<br>699 (22)<br>3125 (20) | 5.79 (-0.1)<br>786 (7)<br>3911 (17)  | 37.23<br>614 (16)<br>4525 (16) |            |



**HEPTATHLON SUMMARY AFTER 6 EVENTS**

22-23 July 2014



| PLACE | BIB  | NAME               | COUNTRY | POINTS      | POINTS BEHIND LEADER | 100 Metres Hurdles       | High Jump                            | Shot Put                              | 200 Metres                                   | Long Jump                                   | Javelin Throw                         | 800 Metres |
|-------|------|--------------------|---------|-------------|----------------------|--------------------------|--------------------------------------|---------------------------------------|--|---|---------------------------------------|------------|
| 17    | 252  | Noor VIDTS         | BEL     | <b>4507</b> | -832                 | 14.87 (-0.8)<br>859 (21) | 1.67<br>818 (15)<br><b>1677</b> (19) | 12.68<br>706 (8)<br><b>2383</b> (17)  | 25.56 (+0.5)<br>836 (13)<br><b>3219</b> (14) | 5.67 (-0.5)<br>750 (14)<br><b>3969</b> (16) | 33.22<br>538 (20)<br><b>4507</b> (17) |            |
| 18    | 637  | Esther TURPIN      | FRA     | <b>4456</b> | -883                 | 13.85 (+1.1)<br>1000 (3) | 1.61<br>747 (20)<br><b>1747</b> (18) | 11.08<br>600 (19)<br><b>2347</b> (19) | 25.35 (+1.2)<br>855 (10)<br><b>3202</b> (16) | 5.42 (-0.7)<br>677 (20)<br><b>3879</b> (19) | 35.26<br>577 (19)<br><b>4456</b> (18) |            |
| 19    | 1508 | Rimma HORDIENKO    | UKR     | <b>4427</b> | -912                 | 14.50 (+0.3)<br>909 (16) | 1.73<br>891 (10)<br><b>1800</b> (10) | 12.19<br>674 (14)<br><b>2474</b> (9)  | 26.07 (+0.5)<br>791 (17)<br><b>3265</b> (13) | 5.54 (-0.2)<br>712 (19)<br><b>3977</b> (14) | 28.59<br>450 (23)<br><b>4427</b> (19) |            |
| 20    | 198  | Birgit SCHÖNFELDER | AUT     | <b>4402</b> | -937                 | 15.41 (-0.8)<br>788 (23) | 1.70<br>855 (14)<br><b>1643</b> (21) | 12.31<br>682 (13)<br><b>2325</b> (22) | 26.54 (+0.5)<br>751 (21)<br><b>3076</b> (21) | 5.58 (-0.4)<br>723 (17)<br><b>3799</b> (21) | 36.66<br>603 (17)<br><b>4402</b> (20) |            |
| 21    | 122  | Fiorella CHIAPPE   | ARG     | <b>4348</b> | -991                 | 14.53 (+0.3)<br>905 (17) | 1.70<br>855 (11)<br><b>1760</b> (15) | 10.57<br>567 (22)<br><b>2327</b> (21) | 25.71 (+1.2)<br>823 (15)<br><b>3150</b> (19) | 5.40 (-0.6)<br>671 (21)<br><b>3821</b> (20) | 32.63<br>527 (21)<br><b>4348</b> (21) |            |
| 22    | 1585 | Shaina BURNS       | USA     | <b>3844</b> | -1495                | 14.58 (+0.3)<br>898 (18) | 1.70<br>855 (13)<br><b>1753</b> (17) | 13.59<br>767 (3)<br><b>2520</b> (7)   | DQ<br>0<br><b>2520</b> (23)                  | 5.38 (-0.3)<br>665 (22)<br><b>3185</b> (22) | 39.59<br>659 (9)<br><b>3844</b> (22)  |            |
| 23    | 1423 | Irina VELIHANOVA   | TKM     | <b>3600</b> | -1739                | 16.85 (-0.8)<br>614 (24) | 1.49<br>610 (24)<br><b>1224</b> (24) | 9.42<br>492 (24)<br><b>1716</b> (24)  | 29.21 (+0.5)<br>539 (23)<br><b>2255</b> (24) | 5.10 (-0.5)<br>587 (23)<br><b>2842</b> (23) | 44.72<br>758 (1)<br><b>3600</b> (23)  |            |
|       | 540  | Andrea MEDINA      | ESP     | <b>DNF</b>  |                      | 14.62 (+0.3)<br>892 (19) | 1.58<br>712 (22)<br><b>1604</b> (22) | 11.03<br>597 (20)<br><b>2201</b> (23) | 25.71 (-0.5)<br>823 (15)<br><b>3024</b> (22) | DNS   |                                       |            |



## SUMMARY



## 800 Metres Women - Heptathlon

| RECORDS                | RESULT      | NAME                   | COUNTRY       | AGE           | VENUE     | DATE                                    |           |
|------------------------|-------------|------------------------|---------------|---------------|-----------|---|-----------|
| World Hep. Junior Best | <b>WHJB</b> | 2:06.83                | Jana SOBOTKA  | GDR           | 19        | Potsdam 21 Jul 1984                     |           |
| Champ. Heptathlon Best | <b>CHB</b>  | 2:12.89                | Frida THORSÅS | NOR           | 18        | Barcelona (Olympic Stadium) 13 Jul 2012 |           |
| Area Junior Record     | <b>AJR</b>  | National Junior Record | <b>NJR</b>    | Personal Best | <b>PB</b> | Season Best                             | <b>SB</b> |

23 July 2014

| RANK | PLACE | HEAT | LANE | BIB  | NAME                     | COUNTRY         | DATE of BIRTH | RESULT         |            |     |
|------|-------|------|------|------|--------------------------|-----------------|---------------|----------------|------------|-----|
| 1    | 1     | 2    | 7    | 197  | Verena PREINER           | AUT             | 01 Feb 95     | <b>2:14.46</b> | <b>PB</b>  | 900 |
| 2    | 2     | 2    | 8    | 1401 | Sofia LINDE              | SWE             | 12 Jan 95     | <b>2:16.49</b> | <b>SB</b>  | 872 |
| 3    | 3     | 2    | 3    | 345  | Georgia ELLENWOOD        | CAN             | 05 Aug 95     | <b>2:17.10</b> | <b>PB</b>  | 863 |
| 4    | 1     | 1    | 6    | 252  | Noor VIDTS               | BEL             | 30 May 96     | <b>2:19.14</b> | <b>PB</b>  | 835 |
| 5    | 2     | 1    | 7    | 122  | Fiorella CHIAPPE         | ARG             | 01 Jan 96     | <b>2:19.16</b> |            | 835 |
| 6    | 3     | 1    | 1    | 198  | Birgit SCHÖNFELDER       | AUT             | 26 Feb 95     | <b>2:19.48</b> |            | 831 |
| 7    | 4     | 1    | 2    | 637  | Esther TURPIN            | FRA             | 29 Apr 96     | <b>2:19.84</b> | <b>PB</b>  | 826 |
| 8    | 1     | 3    | 6    | 736  | Louisa GRAUVOGEL         | GER             | 28 Sep 96     | <b>2:20.18</b> |            | 821 |
| 9    | 2     | 3    | 3    | 680  | Morgan LAKE              | GBR             | 12 May 97     | <b>2:21.06</b> | <b>PB</b>  | 809 |
| 10   | 3     | 3    | 2    | 1107 | Nadine VISSER            | NED             | 09 Feb 95     | <b>2:21.26</b> |            | 806 |
| 11   | 4     | 3    | 4    | 439  | Yorgelis RODRÍGUEZ       | CUB             | 25 Jan 95     | <b>2:21.39</b> |            | 805 |
| 12   | 4     | 2    | 1    | 1362 | Caroline AGNOU           | SUI             | 26 May 96     | <b>2:22.47</b> | <b>PB</b>  | 790 |
| 13   | 5     | 3    | 1    | 740  | Celina LEFFLER           | GER             | 09 Apr 96     | <b>2:22.90</b> |            | 785 |
| 14   | 5     | 2    | 6    | 1306 | Elizaveta KOLOKOLCHIKOVA | RUS             | 10 Jul 96     | <b>2:23.30</b> | <b>SB</b>  | 779 |
| 15   | 6     | 2    | 4    | 1309 | Mariia PAVLOVA           | RUS             | 21 May 96     | <b>2:23.42</b> |            | 778 |
| 16   | 7     | 2    | 2    | 548  | Kristella JURKATAMM      | EST             | 09 Apr 96     | <b>2:24.57</b> | <b>PB</b>  | 762 |
| 17   | 5     | 1    | 5    | 1423 | Irina VELIHANOVA         | TKM             | 17 Mar 96     | <b>2:25.73</b> | <b>PB</b>  | 747 |
| 18   | 6     | 1    | 4    | 1585 | Shaina BURNS             | USA             | 21 Mar 96     | <b>2:26.43</b> |            | 738 |
| 19   | 6     | 3    | 8    | 1406 | Emma STENLÖF             | SWE             | 25 Jun 96     | <b>2:27.71</b> |            | 722 |
| 20   | 7     | 3    | 7    | 187  | Casidhe SIMMONS          | AUS             | 06 Feb 95     | <b>2:29.66</b> | <b>PB</b>  | 697 |
| 21   | 8     | 3    | 5    | 1608 | Ashlee MOORE             | USA             | 21 May 95     | <b>2:31.57</b> |            | 673 |
| 22   | 8     | 2    | 5    | 593  | Elna KAKKO               | FIN             | 12 Jan 97     | <b>2:42.25</b> |            | 547 |
|      |       |      | 1    | 3    | 1508                     | Rimma HORDIENKO | UKR           | 30 Dec 95      | <b>DNS</b> |     |

# RESULTS



## 800 Metres Women - Heptathlon

| RECORDS                | RESULT      | NAME                   | COUNTRY       | AGE           | VENUE     | DATE                                    |           |
|------------------------|-------------|------------------------|---------------|---------------|-----------|---|-----------|
| World Hep. Junior Best | <b>WHJB</b> | 2:06.83                | Jana SOBOTKA  | GDR           | 19        | Potsdam 21 Jul 1984                     |           |
| Champ. Heptathlon Best | <b>CHB</b>  | 2:12.89                | Frida THORSÅS | NOR           | 18        | Barcelona (Olympic Stadium) 13 Jul 2012 |           |
| Area Junior Record     | <b>AJR</b>  | National Junior Record | <b>NJR</b>    | Personal Best | <b>PB</b> | Season Best                             | <b>SB</b> |

**Heat 1** 3      23 July 2014    19:06 START TIME      18° C TEMPERATURE    56 % HUMIDITY

| PLACE | BIB  | NAME               | COUNTRY | DATE of BIRTH | LANE | RESULT            | POINTS | TOTAL |
|-------|------|--------------------|---------|---------------|------|-------------------|--------|-------|
| 1     | 252  | Noor VIDTS         | BEL     | 30 May 96     | 6    | 2:19.14 <b>PB</b> | 835    | 5342  |
| 2     | 122  | Fiorella CHIAPPE   | ARG     | 01 Jan 96     | 7    | 2:19.16           | 835    | 5183  |
| 3     | 198  | Birgit SCHÖNFELDER | AUT     | 26 Feb 95     | 1    | 2:19.48           | 831    | 5233  |
| 4     | 637  | Esther TURPIN      | FRA     | 29 Apr 96     | 2    | 2:19.84 <b>PB</b> | 826    | 5282  |
| 5     | 1423 | Irina VELIHANOVA   | TKM     | 17 Mar 96     | 5    | 2:25.73 <b>PB</b> | 747    | 4347  |
| 6     | 1585 | Shaina BURNS       | USA     | 21 Mar 96     | 4    | 2:26.43           | 738    | 4582  |
|       | 1508 | Rimma HORDIENKO    | UKR     | 30 Dec 95     | 3    | DNS               |        | 0     |

**INTERMEDIATE TIMES**      400m    1585 Shaina BURNS      1:05.89

**Heat 2** 3      23 July 2014    19:15 START TIME      18° C TEMPERATURE    56 % HUMIDITY

| PLACE | BIB  | NAME                     | COUNTRY | DATE of BIRTH | LANE | RESULT            | POINTS | TOTAL |
|-------|------|--------------------------|---------|---------------|------|-------------------|--------|-------|
| 1     | 197  | Verena PREINER           | AUT     | 01 Feb 95     | 7    | 2:14.46 <b>PB</b> | 900    | 5530  |
| 2     | 1401 | Sofia LINDE              | SWE     | 12 Jan 95     | 8    | 2:16.49 <b>SB</b> | 872    | 5616  |
| 3     | 345  | Georgia ELLENWOOD        | CAN     | 05 Aug 95     | 3    | 2:17.10 <b>PB</b> | 863    | 5594  |
| 4     | 1362 | Caroline AGNOU           | SUI     | 26 May 96     | 1    | 2:22.47 <b>PB</b> | 790    | 5486  |
| 5     | 1306 | Elizaveta KOLOKOLCHIKOVA | RUS     | 10 Jul 96     | 6    | 2:23.30 <b>SB</b> | 779    | 5488  |
| 6     | 1309 | Mariia PAVLOVA           | RUS     | 21 May 96     | 4    | 2:23.42           | 778    | 5370  |
| 7     | 548  | Kristella JURKATAMM      | EST     | 09 Apr 96     | 2    | 2:24.57 <b>PB</b> | 762    | 5474  |
| 8     | 593  | Elna KAKKO               | FIN     | 12 Jan 97     | 5    | 2:42.25           | 547    | 5072  |

**INTERMEDIATE TIMES**      400m    197 Verena PREINER      1:05.36

**Heat 3** 3      23 July 2014    19:22 START TIME      18° C TEMPERATURE    56 % HUMIDITY

| PLACE | BIB  | NAME               | COUNTRY | DATE of BIRTH | LANE | RESULT            | POINTS | TOTAL |
|-------|------|--------------------|---------|---------------|------|-------------------|--------|-------|
| 1     | 736  | Louisa GRAUVOGEL   | GER     | 28 Sep 96     | 6    | 2:20.18           | 821    | 5621  |
| 2     | 680  | Morgan LAKE        | GBR     | 12 May 97     | 3    | 2:21.06 <b>PB</b> | 809    | 6148  |
| 3     | 1107 | Nadine VISSER      | NED     | 09 Feb 95     | 2    | 2:21.26           | 806    | 5948  |
| 4     | 439  | Yorgelis RODRÍGUEZ | CUB     | 25 Jan 95     | 4    | 2:21.39           | 805    | 6006  |
| 5     | 740  | Celina LEFFLER     | GER     | 09 Apr 96     | 1    | 2:22.90           | 785    | 5746  |
| 6     | 1406 | Emma STENLÖF       | SWE     | 25 Jun 96     | 8    | 2:27.71           | 722    | 5562  |
| 7     | 187  | Casidhe SIMMONS    | AUS     | 06 Feb 95     | 7    | 2:29.66 <b>PB</b> | 697    | 5459  |
| 8     | 1608 | Ashlee MOORE       | USA     | 21 May 95     | 5    | 2:31.57           | 673    | 5466  |

**INTERMEDIATE TIMES**      400m    439 Yorgelis RODRÍGUEZ      1:07.27





## HEPTATHLON FINAL RESULTS

| RECORDS                         | RESULT NAME                       | COUNTRY                 | AGE                   | VENUE          | DATE        |
|---------------------------------|-----------------------------------|-------------------------|-----------------------|----------------|-------------|
| World Junior Record <b>WJR</b>  | <b>6542</b> Carolina KLÜFT        | SWE                     | 19                    | München        | 10 Aug 2002 |
| Championships Record <b>CR</b>  | <b>6470</b> Carolina KLÜFT        | SWE                     | 19                    | Kingston, JAM  | 20 Jul 2002 |
| World Junior Leading <b>WJL</b> | <b>6231</b> Yorgelis RODRÍGUEZ    | CUB                     | 19                    | La Habana (EP) | 22 Feb 2014 |
| Area Junior Record <b>AJR</b>   | National Junior Record <b>NJR</b> | Personal Best <b>PB</b> | Season Best <b>SB</b> |                |             |

22-23 July 2014



| PLACE | BIB  | NAME                     | COUNTRY | POINTS      | POINTS BEHIND LEADER | 100 Metres Hurdles       | High Jump                     | Shot Put                       | 200 Metres                            | Long Jump                            | Javelin Throw                  | 800 Metres                       |
|-------|------|--------------------------|---------|-------------|----------------------|--------------------------|-------------------------------|--------------------------------|---------------------------------------|--------------------------------------|--------------------------------|----------------------------------|
| 1     | 680  | Morgan LAKE              | GBR     | <b>6148</b> |                      | 14.29 (+0.3)<br>938 (12) | 1.94<br>1158 (1)<br>2096 (1)  | 14.17<br>805 (1)<br>2901 (1)   | 24.64 (-0.5)<br>920 (3)<br>3821 (1)   | 5.90 (-0.4)<br>819 (4)<br>4640 (1)   | 41.66<br>699 (6)<br>5339 (1)   | 2:21.06<br>809 (9)<br>6148 (1)   |
| 2     | 439  | Yorgelis RODRÍGUEZ       | CUB     | <b>6006</b> | -142                 | 14.18 (+1.1)<br>953 (10) | 1.82<br>1003 (2)<br>1956 (3)  | 13.16<br>738 (4)<br>2694 (2)   | 25.22 (-0.5)<br>867 (8)<br>3561 (3)   | 6.19 (-0.5)<br>908 (1)<br>4469 (3)   | 43.36<br>732 (2)<br>5201 (2)   | 2:21.39<br>805 (11)<br>6006 (2)  |
| 3     | 1107 | Nadine VISSER            | NED     | <b>5948</b> | -200                 | 13.24 (+1.1)<br>1089 (1) | 1.73<br>891 (7)<br>1980 (2)   | 12.68<br>706 (7)<br>2686 (3)   | 24.15 (-0.5)<br>966 (2)<br>3652 (2)   | 5.99 (-0.7)<br>846 (3)<br>4498 (2)   | 38.76<br>644 (14)<br>5142 (3)  | 2:21.26<br>806 (10)<br>5948 (3)  |
| 4     | 740  | Celina LEFFLER           | GER     | <b>5746</b> | -402                 | 14.02 (+1.1)<br>976 (5)  | 1.64<br>783 (19)<br>1759 (16) | 12.69<br>707 (6)<br>2466 (11)  | 23.90 (-0.5)<br>990 (1)<br>3456 (4)   | 5.99 (-0.7)<br>846 (2)<br>4302 (4)   | 39.55<br>659 (10)<br>4961 (4)  | 2:22.90<br>785 (13)<br>5746 (4)  |
| 5     | 736  | Louisa GRAUVOGEL         | GER     | <b>5621</b> | -527                 | 14.02 (+1.1)<br>976 (5)  | 1.67<br>818 (17)<br>1794 (12) | 12.12<br>669 (15)<br>2463 (12) | 24.85 (-0.5)<br>901 (4)<br>3364 (7)   | 5.70 (-0.6)<br>759 (11)<br>4123 (7)  | 40.49<br>677 (7)<br>4800 (6)   | 2:20.18<br>821 (8)<br>5621 (5)   |
| 6     | 1401 | Sofia LINDE              | SWE     | <b>5616</b> | -532                 | 14.09 (+0.3)<br>966 (8)  | 1.73<br>891 (6)<br>1857 (7)   | 12.53<br>696 (11)<br>2553 (6)  | 26.13 (+0.5)<br>786 (19)<br>3339 (10) | 5.70 (-0.6)<br>759 (10)<br>4098 (11) | 38.89<br>646 (13)<br>4744 (9)  | 2:16.49<br>872 (2)<br>5616 (6)   |
| 7     | 345  | Georgia ELLENWOOD        | CAN     | <b>5594</b> | -554                 | 14.36 (+1.1)<br>928 (14) | 1.73<br>891 (8)<br>1819 (8)   | 10.90<br>589 (21)<br>2408 (16) | 24.86 (+1.2)<br>900 (5)<br>3308 (12)  | 5.70 (-0.9)<br>759 (12)<br>4067 (12) | 39.81<br>664 (8)<br>4731 (10)  | 2:17.10<br>863 (3)<br>5594 (7)   |
| 8     | 1406 | Emma STENLÖF             | SWE     | <b>5562</b> | -586                 | 14.06 (+1.1)<br>970 (7)  | 1.76<br>928 (5)<br>1898 (6)   | 12.79<br>713 (5)<br>2611 (4)   | 25.50 (+1.2)<br>841 (12)<br>3452 (5)  | 5.71 (-1.0)<br>762 (9)<br>4214 (5)   | 37.84<br>626 (15)<br>4840 (5)  | 2:27.71<br>722 (19)<br>5562 (8)  |
| 9     | 197  | Verena PREINER           | AUT     | <b>5530</b> | -618                 | 14.71 (-0.8)<br>880 (20) | 1.58<br>712 (22)<br>1592 (23) | 13.65<br>771 (2)<br>2363 (18)  | 25.69 (+0.5)<br>824 (14)<br>3187 (17) | 5.56 (-0.3)<br>717 (18)<br>3904 (18) | 43.04<br>726 (4)<br>4630 (14)  | 2:14.46<br>900 (1)<br>5530 (9)   |
| 10    | 1306 | Elizaveta KOLOKOLCHIKOVA | RUS     | <b>5488</b> | -660                 | 13.98 (+0.3)<br>981 (4)  | 1.67<br>818 (16)<br>1799 (11) | 12.66<br>705 (9)<br>2504 (8)   | 25.24 (-0.5)<br>865 (9)<br>3369 (6)   | 5.64 (-0.6)<br>741 (16)<br>4110 (10) | 36.43<br>599 (18)<br>4709 (12) | 2:23.30<br>779 (14)<br>5488 (10) |
| 11    | 1362 | Caroline AGNOU           | SUI     | <b>5486</b> | -662                 | 14.31 (-0.8)<br>935 (13) | 1.58<br>712 (21)<br>1647 (20) | 12.39<br>687 (12)<br>2334 (20) | 25.44 (+1.2)<br>847 (11)<br>3181 (18) | 5.80 (-0.4)<br>789 (6)<br>3970 (15)  | 43.06<br>726 (3)<br>4696 (13)  | 2:22.47<br>790 (12)<br>5486 (11) |
| 12    | 548  | Kristella JURKATAMM      | EST     | <b>5474</b> | -674                 | 14.15 (+0.3)<br>957 (9)  | 1.67<br>818 (18)<br>1775 (13) | 12.05<br>664 (16)<br>2439 (14) | 26.25 (+1.2)<br>775 (20)<br>3214 (15) | 5.79 (-0.3)<br>786 (8)<br>4000 (13)  | 42.33<br>712 (5)<br>4712 (11)  | 2:24.57<br>762 (16)<br>5474 (12) |
| 13    | 1608 | Ashlee MOORE             | USA     | <b>5466</b> | -682                 | 13.59 (+1.1)<br>1037 (2) | 1.73<br>891 (8)<br>1928 (5)   | 9.87<br>521 (23)<br>2449 (13)  | 25.05 (-0.5)<br>882 (7)<br>3331 (11)  | 5.86 (-0.8)<br>807 (5)<br>4138 (6)   | 39.35<br>655 (11)<br>4793 (7)  | 2:31.57<br>673 (21)<br>5466 (13) |
| 14    | 187  | Casidhe SIMMONS          | AUS     | <b>5459</b> | -689                 | 14.46 (-0.8)<br>914 (15) | 1.70<br>855 (12)<br>1769 (14) | 12.58<br>700 (10)<br>2469 (10) | 24.92 (+1.2)<br>894 (6)<br>3363 (8)   | 5.66 (-0.5)<br>747 (15)<br>4110 (9)  | 39.20<br>652 (12)<br>4762 (8)  | 2:29.66<br>697 (20)<br>5459 (14) |
| 15    | 1309 | Mariia PAVLOVA           | RUS     | <b>5370</b> | -778                 | 14.27 (-0.8)<br>941 (11) | 1.82<br>1003 (3)<br>1944 (4)  | 11.49<br>627 (17)<br>2571 (5)  | 26.08 (+1.2)<br>790 (18)<br>3361 (9)  | 5.69 (-0.5)<br>756 (13)<br>4117 (8)  | 29.93<br>475 (22)<br>4592 (15) | 2:23.42<br>778 (15)<br>5370 (15) |
| 16    | 252  | Noor VIDTS               | BEL     | <b>5342</b> | -806                 | 14.87 (-0.8)<br>859 (21) | 1.67<br>818 (15)<br>1677 (19) | 12.68<br>706 (8)<br>2383 (17)  | 25.56 (+0.5)<br>836 (13)<br>3219 (14) | 5.67 (-0.5)<br>750 (14)<br>3969 (16) | 33.22<br>538 (20)<br>4507 (17) | 2:19.14<br>835 (4)<br>5342 (16)  |



**HEPTATHLON FINAL RESULTS**

22-23 July 2014



| PLACE | BIB  | NAME               | COUNTRY | POINTS      | POINTS BEHIND LEADER | 100 Metres Hurdles       | High Jump                     | Shot Put                       | 200 Metres                            | Long Jump                            | Javelin Throw                  | 800 Metres                       |
|-------|------|--------------------|---------|-------------|----------------------|--------------------------|-------------------------------|--------------------------------|---------------------------------------|--------------------------------------|--------------------------------|----------------------------------|
| 17    | 637  | Esther TURPIN      | FRA     | <b>5282</b> | -866                 | 13.85 (+1.1)<br>1000 (3) | 1.61<br>747 (20)<br>1747 (18) | 11.08<br>600 (19)<br>2347 (19) | 25.35 (+1.2)<br>855 (10)<br>3202 (16) | 5.42 (-0.7)<br>677 (20)<br>3879 (19) | 35.26<br>577 (19)<br>4456 (18) | 2:19.84<br>826 (7)<br>5282 (17)  |
| 18    | 198  | Birgit SCHÖNFELDER | AUT     | <b>5233</b> | -915                 | 15.41 (-0.8)<br>788 (23) | 1.70<br>855 (14)<br>1643 (21) | 12.31<br>682 (13)<br>2325 (22) | 26.54 (+0.5)<br>751 (21)<br>3076 (21) | 5.58 (-0.4)<br>723 (17)<br>3799 (21) | 36.66<br>603 (17)<br>4402 (20) | 2:19.48<br>831 (6)<br>5233 (18)  |
| 19    | 122  | Fiorella CHIAPPE   | ARG     | <b>5183</b> | -965                 | 14.53 (+0.3)<br>905 (17) | 1.70<br>855 (11)<br>1760 (15) | 10.57<br>567 (22)<br>2327 (21) | 25.71 (+1.2)<br>823 (15)<br>3150 (19) | 5.40 (-0.6)<br>671 (21)<br>3821 (20) | 32.63<br>527 (21)<br>4348 (21) | 2:19.16<br>835 (5)<br>5183 (19)  |
| 20    | 593  | Elina KAKKO        | FIN     | <b>5072</b> | -1076                | 14.98 (-0.8)<br>844 (22) | 1.79<br>966 (4)<br>1810 (9)   | 11.31<br>616 (18)<br>2426 (15) | 27.16 (+0.5)<br>699 (22)<br>3125 (20) | 5.79 (-0.1)<br>786 (7)<br>3911 (17)  | 37.23<br>614 (16)<br>4525 (16) | 2:42.25<br>547 (22)<br>5072 (20) |
| 21    | 1585 | Shaina BURNS       | USA     | <b>4582</b> | -1566                | 14.58 (+0.3)<br>898 (18) | 1.70<br>855 (13)<br>1753 (17) | 13.59<br>767 (3)<br>2520 (7)   | DQ<br>0<br>2520 (23)                  | 5.38 (-0.3)<br>665 (22)<br>3185 (22) | 39.59<br>659 (9)<br>3844 (22)  | 2:26.43<br>738 (18)<br>4582 (21) |
| 22    | 1423 | Irina VELIHANOVA   | TKM     | <b>4347</b> | -1801                | 16.85 (-0.8)<br>614 (24) | 1.49<br>610 (24)<br>1224 (24) | 9.42<br>492 (24)<br>1716 (24)  | 29.21 (+0.5)<br>539 (23)<br>2255 (24) | 5.10 (-0.5)<br>587 (23)<br>2842 (23) | 44.72<br>758 (1)<br>3600 (23)  | 2:25.73<br>747 (17)<br>4347 (22) |
|       | 1508 | Rimma HORDIENKO    | UKR     | <b>DNF</b>  |                      | 14.50 (+0.3)<br>909 (16) | 1.73<br>891 (10)<br>1800 (10) | 12.19<br>674 (14)<br>2474 (9)  | 26.07 (+0.5)<br>791 (17)<br>3265 (13) | 5.54 (-0.2)<br>712 (19)<br>3977 (14) | 28.59<br>450 (23)<br>4427 (19) | DNS                              |
|       | 540  | Andrea MEDINA      | ESP     | <b>DNF</b>  |                      | 14.62 (+0.3)<br>892 (19) | 1.58<br>712 (22)<br>1604 (22) | 11.03<br>597 (20)<br>2201 (23) | 25.71 (-0.5)<br>823 (15)<br>3024 (22) | DNS                                  |                                |                                  |

Official IAAF Partners



# MEDAL TABLE

## FINAL

| PLACE | COUNTRY                  | TOTAL | WOMEN |     | MEN | GOLD  |       |     | SILVER |       |     | BRONZE |       |     |
|-------|--------------------------|-------|-------|-----|-----|-------|-------|-----|--------|-------|-----|--------|-------|-----|
|       |                          |       | WOMEN | MEN |     | TOTAL | WOMEN | MEN | TOTAL  | WOMEN | MEN | TOTAL  | WOMEN | MEN |
| 1     | USA UNITED STATES        | 21    | 14    | 7   | 11  | 7     | 4     | 5   | 4      | 1     | 5   | 3      | 2     |     |
| 2     | KEN KENYA                | 16    | 7     | 9   | 4   | 1     | 3     | 5   | 2      | 3     | 7   | 4      | 3     |     |
| 3     | ETH ETHIOPIA             | 6     | 4     | 2   | 3   | 2     | 1     | 3   | 2      | 1     |     |        |       |     |
| 4     | GBR GREAT BRITAIN & N.I. | 6     | 5     | 1   | 3   | 3     |       | 2   | 2      |       | 1   |        | 1     |     |
| 5     | RUS RUSSIA               | 6     | 3     | 3   | 3   | 2     | 1     | 1   |        | 1     | 2   | 1      | 1     |     |
| 6     | FRA FRANCE               | 3     | 1     | 2   | 3   | 1     | 2     |     |        |       |     |        |       |     |
| 7     | CHN PR OF CHINA          | 6     | 4     | 2   | 2   | 1     | 1     | 2   | 1      | 1     | 2   | 2      |       |     |
| 8     | CZE CZECH REPUBLIC       | 3     | 2     | 1   | 2   | 1     | 1     | 1   | 1      |       |     |        |       |     |
| 9     | CUB CUBA                 | 5     | 4     | 1   | 1   |       | 1     | 4   | 4      |       |     |        |       |     |
| 10    | JPN JAPAN                | 6     |       | 6   | 1   |       | 1     | 3   |        | 3     | 2   |        | 2     |     |
| 11    | JAM JAMAICA              | 6     | 1     | 5   | 1   |       | 1     | 2   | 1      | 1     | 3   |        | 3     |     |
| 12    | BRN BAHRAIN              | 4     | 1     | 3   | 1   | 1     |       | 1   |        | 1     | 2   |        | 2     |     |
| 13    | BRA BRAZIL               | 2     | 1     | 1   | 1   | 1     |       |     |        |       | 1   |        | 1     |     |
|       | CRO CROATIA              | 2     | 1     | 1   | 1   |       | 1     |     |        |       | 1   | 1      |       |     |
| 15    | BAR BARBADOS             | 1     | 1     |     | 1   | 1     |       |     |        |       |     |        |       |     |
|       | LAT LATVIA               | 1     |       | 1   | 1   |       | 1     |     |        |       |     |        |       |     |
|       | POL POLAND               | 1     |       | 1   | 1   | 1     |       |     |        |       |     |        |       |     |
|       | QAT QATAR                | 1     |       | 1   | 1   | 1     |       |     |        |       |     |        |       |     |
|       | TTO TRINIDAD AND TOBAGO  | 1     |       | 1   | 1   | 1     |       |     |        |       |     |        |       |     |
|       | UGA UGANDA               | 1     |       | 1   | 1   | 1     |       |     |        |       |     |        |       |     |
|       | UKR UKRAINE              | 1     | 1     |     | 1   | 1     | 1     |     |        |       |     |        |       |     |
| 22    | GER GERMANY              | 7     | 3     | 4   |     |       |       | 2   |        | 2     | 5   | 3      | 2     |     |
| 23    | SWE SWEDEN               | 3     | 2     | 1   |     |       |       | 2   | 2      |       | 1   |        | 1     |     |
| 24    | HUN HUNGARY              | 2     | 1     | 1   |     |       |       | 2   | 1      | 1     |     |        |       |     |
| 25    | NED NETHERLANDS          | 3     | 2     | 1   |     |       |       | 1   |        | 1     | 2   | 2      |       |     |
| 26    | AUS AUSTRALIA            | 2     | 1     | 1   |     |       |       | 1   |        | 1     | 1   | 1      |       |     |
|       | ECU ECUADOR              | 2     | 2     |     |     |       |       | 1   | 1      |       | 1   | 1      |       |     |
|       | NOR NORWAY               | 2     | 1     | 1   |     |       |       | 1   | 1      |       | 1   |        | 1     |     |
| 29    | BLR BELARUS              | 1     |       | 1   |     |       |       | 1   |        | 1     |     |        |       |     |
|       | DJI DJIBOUTI             | 1     |       | 1   |     |       |       | 1   |        | 1     |     |        |       |     |
|       | NGR NIGERIA              | 1     |       | 1   |     |       |       | 1   |        | 1     |     |        |       |     |
|       | SLO SLOVENIA             | 1     |       | 1   |     |       |       | 1   |        | 1     |     |        |       |     |
|       | ESP SPAIN                | 1     |       | 1   |     |       |       | 1   |        | 1     |     |        |       |     |
| 34    | GRE GREECE               | 1     | 1     |     |     |       |       |     |        |       | 1   | 1      |       |     |

| PLACE     | COUNTRY                | TOTAL    | WOMEN    | MEN      |
|-----------|------------------------|----------|----------|----------|
| <b>34</b> | <b>IND INDIA</b>       | <b>1</b> | <b>1</b> |          |
|           | <b>KOR KOREA</b>       | <b>1</b> |          | <b>1</b> |
|           | <b>MDA MOLDOVA</b>     | <b>1</b> |          | <b>1</b> |
|           | <b>NZL NEW ZEALAND</b> | <b>1</b> | <b>1</b> |          |
|           | <b>PER PERU</b>        | <b>1</b> |          | <b>1</b> |
|           | <b>TUR TURKEY</b>      | <b>1</b> | <b>1</b> |          |

| GOLD  |       |     | SILVER |       |     | BRONZE   |          |          |
|-------|-------|-----|--------|-------|-----|----------|----------|----------|
| TOTAL | WOMEN | MEN | TOTAL  | WOMEN | MEN | TOTAL    | WOMEN    | MEN      |
|       |       |     |        |       |     | <b>1</b> | <b>1</b> |          |
|       |       |     |        |       |     | <b>1</b> |          | <b>1</b> |
|       |       |     |        |       |     | <b>1</b> |          | <b>1</b> |
|       |       |     |        |       |     | <b>1</b> | <b>1</b> |          |
|       |       |     |        |       |     | <b>1</b> |          | <b>1</b> |
|       |       |     |        |       |     | <b>1</b> | <b>1</b> |          |





# RECORDS SET

## FINAL

|                              |                                  | Men Total |     |    |     |     |     |         |
|------------------------------|----------------------------------|-----------|-----|----|-----|-----|-----|---------|
|                              |                                  | WJR       | WBJ | CR | CB  | WJL | AJR | NJR     |
|                              |                                  | 1         | 0   | 4  | 1   | 13  | 7   | 48      |
| <b>Men</b>                   |                                  |           |     |    |     |     |     |         |
| <b>100 Metres</b>            |                                  |           |     |    |     |     |     |         |
| 1409                         | MNGOMEZULU Mzamo - SWZ           | 10.84     |     |    |     |     |     | NJR     |
| <b>200 Metres</b>            |                                  |           |     |    |     |     |     |         |
| 473                          | MADSEN Morten Dalgaard - DEN     | 21.06     |     |    |     |     |     | NJR     |
| <b>400 Metres</b>            |                                  |           |     |    |     |     |     |         |
| 1436                         | CEDENIO Machel - TTO             | 45.13     |     |    |     | WJL |     | NJR     |
| 1649                         | VALENTINE-PARRIS Brandon - VIN   | 48.36     |     |    |     |     |     | NJR     |
| <b>800 Metres</b>            |                                  |           |     |    |     |     |     |         |
| 972                          | KIPKETER Alfred - KEN            | 1:43.95   |     |    |     | WJL |     |         |
| 1383                         | ALMGREN Andreas - SWE            | 1:45.65   |     |    |     |     |     | NJR     |
| <b>1500 Metres</b>           |                                  |           |     |    |     |     |     |         |
| 1330                         | PETRAC Jan - SLO                 | 3:43.15   |     |    |     |     |     | NJR     |
| <b>10,000 Metres</b>         |                                  |           |     |    |     |     |     |         |
| 478                          | ADEN Robleh Djama - DJI          | 29:43.49  |     |    |     |     |     | NJR     |
| <b>110m Hurdles (99.0cm)</b> |                                  |           |     |    |     |     |     |         |
| 604                          | BELOCIAN Wilhem - FRA            | 12.99     |     |    | WJR | CR  | WJL | AJR NJR |
| 1020                         | ZAZA Welington - LBR             | 13.38     |     |    |     |     |     | AJR NJR |
| 894                          | MASON Tyler - JAM                | 13.06     |     |    |     |     |     | AJR NJR |
| 753                          | IBRAHIM Yakubu - GHA             | 14.61     |     |    |     |     |     | NJR     |
| 1230                         | TORRES Ricardo - PUR             | 13.71     |     |    |     |     |     | NJR     |
| 1108                         | ABDULLAHI Bashiru - NGR          | 14.04     |     |    |     |     |     | NJR     |
| 1020                         | ZAZA Welington - LBR             | 13.53     |     |    |     |     |     | NJR     |
| 519                          | LÓPEZ Francisco - ESP            | 13.55     |     |    |     |     |     | NJR     |
| 519                          | LÓPEZ Francisco - ESP            | 13.55     |     |    |     |     |     | NJR     |
| 1002                         | SHIN Dongmin - KOR               | 14.73     |     |    |     |     |     | NJR     |
| <b>400 Metres Hurdles</b>    |                                  |           |     |    |     |     |     |         |
| 882                          | HYDE Jaheel - JAM                | 49.29     |     |    |     | WJL |     | NJR     |
| 1348                         | ERCOLANI VOLTA Andrea - SMR      | 56.11     |     |    |     |     |     | NJR     |
| 303                          | KHAMIS Ali Khamis - BRN          | 51.10     |     |    |     |     |     | NJR     |
| 303                          | KHAMIS Ali Khamis - BRN          | 49.55     |     |    |     |     |     | NJR     |
| 1037                         | RAKOTOARIMIANDRY Avotriaina - MA | 51.96     |     |    |     |     |     | NJR     |
| 303                          | KHAMIS Ali Khamis - BRN          | 49.93     |     |    |     |     |     | NJR     |
| <b>Pole Vault</b>            |                                  |           |     |    |     |     |     |         |
| 606                          | CHAPELLE Axel - FRA              | 5.55      |     |    |     | WJL |     |         |
| <b>Long Jump</b>             |                                  |           |     |    |     |     |     |         |
| 147                          | DUBLER Cedric - AUS              | 7.74      |     |    |     |     |     | CB      |

## Triple Jump

|     |                       |       |   |    |  |     |
|-----|-----------------------|-------|---|----|--|-----|
| 431 | MARTÍNEZ Lázaro - CUB | 17.13 | f | CR |  |     |
| 361 | CORTEZ Álvaro - CHI   | 15.88 | f |    |  | NJR |
| 280 | DE SÁ Mateus - BRA    | 16.47 | f |    |  | NJR |

## Shot Put (6kg)

|      |                          |       |   |  |     |     |
|------|--------------------------|-------|---|--|-----|-----|
| 1174 | BUKOWIECKI Konrad - POL  | 22.06 | f |  | WJL | NJR |
| 1469 | ÖZDEVECI Osman Can - TUR | 19.58 | f |  |     | NJR |

## Discus Throw (1.750kg)

|      |                          |       |     |  |     |     |
|------|--------------------------|-------|-----|--|-----|-----|
| 412  | MARKOVIC Martin - CRO    | 66.94 | f   |  | WJL | NJR |
| 1478 | YALÇINKAYA Yusuf - TUR   | 57.12 | q B |  |     | NJR |
| 1048 | CEBAN Nicolai - MDA      | 59.17 | q A |  |     | NJR |
| 254  | GOLUBKOVICH Valeri - BLR | 62.35 | q B |  |     | NJR |
| 1048 | CEBAN Nicolai - MDA      | 58.65 | f   |  |     | NJR |

## Hammer Throw (6kg)

|      |                            |       |     |  |     |         |
|------|----------------------------|-------|-----|--|-----|---------|
| 1237 | ELSEIFY Ashraf Amgad - QAT | 84.71 | f   |  | WJL |         |
| 118  | GÓMEZ Joaquín - ARG        | 75.77 | q B |  |     | AJR NJR |
| 820  | JÓNSSON Hilmar Örn - ISL   | 76.03 | q A |  |     | NJR     |

## Decathlon Junior

|      |                     |      |  |    |     |     |     |
|------|---------------------|------|--|----|-----|-----|-----|
| 455  | SÝKORA Jirí - CZE   | 8135 |  | CR | WJL | AJR | NJR |
| 147  | DUBLER Cedric - AUS | 8094 |  |    |     | AJR | NJR |
| 710  | NOWAK Tim - GER     | 7980 |  |    |     |     | NJR |
| 1355 | DEUBER Jan - SUI    | 7413 |  |    |     |     | NJR |

## 10,000 Metres Race Walk

|      |                            |          |   |    |  |     |
|------|----------------------------|----------|---|----|--|-----|
| 934  | MATSUNAGA Daisuke - JPN    | 39:27.19 | f | CR |  |     |
| 1227 | MELÉNDEZ José Israel - PUR | 43:05.12 | f |    |  | NJR |
| 515  | GARCÍA Diego - ESP         | 39:51.59 | f |    |  | NJR |
| 1468 | KARAPINAR Muratcan - TUR   | 42:01.42 | f |    |  | NJR |
| 1165 | YURIVILCA Paolo - PER      | 40:02.07 | f |    |  | NJR |
| 760  | TSAMOUDÁKIS Zaharías - GRE | 40:35.89 | f |    |  | NJR |

## 4x100 Metres Relay

|     |                     |       |     |  |     |     |
|-----|---------------------|-------|-----|--|-----|-----|
| JPN | JAPAN - JPN         | 39.23 | h 2 |  | WJL |     |
| USA | UNITED STATES - USA | 38.70 | f   |  | WJL |     |
| CHN | PR OF CHINA - CHN   | 39.51 | f   |  |     | NJR |
| NOR | NORWAY - NOR        | 40.62 | h 3 |  |     | NJR |

## 4x400 Metres Relay

|     |                     |         |     |  |     |         |
|-----|---------------------|---------|-----|--|-----|---------|
| USA | UNITED STATES - USA | 3:03.31 | f   |  | WJL |         |
| USA | UNITED STATES - USA | 3:03.97 | h 1 |  | WJL |         |
| JPN | JAPAN - JPN         | 3:04.11 | f   |  |     | AJR NJR |
| TUR | TURKEY - TUR        | 3:10.07 | h 3 |  |     | NJR     |
| BAH | BAHAMAS - BAH       | 3:07.03 | h 2 |  |     | NJR     |

## Women

| Women Total |     |    |    |     |     |     |
|-------------|-----|----|----|-----|-----|-----|
| WJR         | WBJ | CR | CB | WJL | AJR | NJR |
| 1           | 1   | 3  | 2  | 8   | 3   | 34  |

## 100 Metres

|      |                   |       |     |  |  |     |
|------|-------------------|-------|-----|--|--|-----|
| 1204 | SWOBODA Ewa - POL | 11.42 | h 1 |  |  | NJR |
|------|-------------------|-------|-----|--|--|-----|

## 5000 Metres

|      |                      |          |   |  |  |     |
|------|----------------------|----------|---|--|--|-----|
| 994  | MASLOVA Darya - KGZ  | 16:07.58 | f |  |  | NJR |
| 1495 | CHESANG Stella - UGA | 15:53.85 | f |  |  | NJR |

### 3000 Metres Steeplechase

|      |                      |          |     |  |  |  |            |            |
|------|----------------------|----------|-----|--|--|--|------------|------------|
| 1166 | ARENAS Zulema - PER  | 9:54.12  | h 2 |  |  |  | <b>AJR</b> | <b>NJR</b> |
| 112  | SOUKHAL Hadjer - ALG | 10:30.91 | h 1 |  |  |  |            | <b>NJR</b> |
| 635  | OUADIOU Emma - FRA   | 10:12.69 | h 2 |  |  |  |            | <b>NJR</b> |

### 100 Metres Hurdles

|      |                        |       |     |  |           |           |  |            |
|------|------------------------|-------|-----|--|-----------|-----------|--|------------|
| 1633 | WILLIAMS Kendell - USA | 12.89 | f   |  | <b>CR</b> |           |  |            |
| 681  | MILLER Yasmin - GBR    | 13.13 | f   |  |           |           |  | <b>NJR</b> |
| 1107 | VISSER Nadine - NED    | 12.99 | f   |  |           |           |  | <b>NJR</b> |
| 1645 | ROMERO Génesis - VEN   | 13.26 | f   |  |           |           |  | <b>NJR</b> |
| 1107 | VISSER Nadine - NED    | 13.24 | u 2 |  |           | <b>CB</b> |  |            |

### 400 Metres Hurdles

|     |                          |       |   |  |  |  |  |            |
|-----|--------------------------|-------|---|--|--|--|--|------------|
| 437 | HECHAVARRÍA Zurian - CUB | 56.89 | f |  |  |  |  | <b>NJR</b> |
| 684 | RICHARDS Shona - GBR     | 56.16 | f |  |  |  |  | <b>NJR</b> |

### High Jump

|     |                      |      |     |  |            |           |            |            |
|-----|----------------------|------|-----|--|------------|-----------|------------|------------|
| 680 | LAKE Morgan - GBR    | 1.94 | u B |  | <b>WBJ</b> | <b>CB</b> | <b>WJL</b> | <b>NJR</b> |
| 468 | HRUBÁ Michaela - CZE | 1.91 | f   |  |            |           |            | <b>NJR</b> |

### Pole Vault

|      |                         |      |   |  |           |            |            |            |
|------|-------------------------|------|---|--|-----------|------------|------------|------------|
| 1307 | LUTKOVSKAYA Alena - RUS | 4.50 | f |  | <b>CR</b> | <b>WJL</b> |            | <b>NJR</b> |
| 1595 | FREIER Desiree - USA    | 4.45 | f |  |           |            | <b>AJR</b> | <b>NJR</b> |
| 549  | KOLL Reena - EST        | 4.20 | f |  |           |            |            | <b>NJR</b> |
| 1157 | MCCARTNEY Eliza - NZL   | 4.45 | f |  |           |            |            | <b>NJR</b> |

### Long Jump

|      |                         |      |     |  |  |  |  |            |
|------|-------------------------|------|-----|--|--|--|--|------------|
| 1142 | AKPANA ASSA Nadia - NOR | 6.39 | q B |  |  |  |  | <b>NJR</b> |
|------|-------------------------|------|-----|--|--|--|--|------------|

### Triple Jump

|     |                     |       |     |  |  |  |  |            |
|-----|---------------------|-------|-----|--|--|--|--|------------|
| 621 | DIALLO Rouguy - FRA | 13.77 | q B |  |  |  |  | <b>NJR</b> |
| 416 | BOROVIC Paola - CRO | 13.02 | q A |  |  |  |  | <b>NJR</b> |

### Shot Put

|      |                  |       |   |  |  |  |  |            |
|------|------------------|-------|---|--|--|--|--|------------|
| 1405 | ROOS Fanny - SWE | 16.29 | f |  |  |  |  | <b>NJR</b> |
|------|------------------|-------|---|--|--|--|--|------------|

### Discus Throw

|     |                        |       |     |  |  |            |  |            |
|-----|------------------------|-------|-----|--|--|------------|--|------------|
| 295 | DA SILVA Izabela - BRA | 58.03 | f   |  |  | <b>WJL</b> |  | <b>NJR</b> |
| 295 | DA SILVA Izabela - BRA | 55.96 | q A |  |  |            |  | <b>NJR</b> |

### Hammer Throw

|      |                              |       |     |  |  |  |  |            |
|------|------------------------------|-------|-----|--|--|--|--|------------|
| 251  | STERCKENDRIES Vanessa - BEL  | 61.63 | f   |  |  |  |  | <b>NJR</b> |
| 1148 | LLANO Beatrice Nedberg - NOR | 63.67 | q A |  |  |  |  | <b>NJR</b> |

### Javelin Throw

|      |                        |       |     |  |  |  |  |            |
|------|------------------------|-------|-----|--|--|--|--|------------|
| 1423 | VELIHANOVA Irina - TKM | 44.72 | u A |  |  |  |  | <b>NJR</b> |
|------|------------------------|-------|-----|--|--|--|--|------------|

### 10,000 Metres Race Walk

|      |                            |          |   |            |           |            |            |            |
|------|----------------------------|----------|---|------------|-----------|------------|------------|------------|
| 466  | DRAHOTOVÁ Anežka - CZE     | 42:47.25 | f | <b>WJR</b> | <b>CR</b> | <b>WJL</b> | <b>AJR</b> | <b>NJR</b> |
| 768  | BARRONDO Sonia Irene - GUA | 49:15.32 | f |            |           |            |            | <b>NJR</b> |
| 536  | GARCÍA-CARO Laura - ESP    | 44:32.84 | f |            |           |            |            | <b>NJR</b> |
| 1169 | HANCCO Jéssica - PER       | 46:47.31 | f |            |           |            |            | <b>NJR</b> |
| 267  | CORONADO Stefany - BOL     | 46:42.06 | f |            |           |            |            | <b>NJR</b> |
| 488  | JARAMILLO Karla - ECU      | 47:59.90 | f |            |           |            |            | <b>NJR</b> |

### 4x100 Metres Relay

|     |                     |       |     |  |  |            |  |  |
|-----|---------------------|-------|-----|--|--|------------|--|--|
| USA | UNITED STATES - USA | 44.03 | h 1 |  |  | <b>WJL</b> |  |  |
| USA | UNITED STATES - USA | 43.46 | f   |  |  | <b>WJL</b> |  |  |

### 4x400 Metres Relay

|     |                     |         |     |            |
|-----|---------------------|---------|-----|------------|
| USA | UNITED STATES - USA | 3:30.42 | f   | <b>WJL</b> |
| USA | UNITED STATES - USA | 3:32.73 | h 2 | <b>WJL</b> |
| SLO | SLOVENIA - SLO      | 3:42.91 | h 2 | <b>NJR</b> |
| CAN | CANADA - CAN        | 3:33.17 | f   | <b>NJR</b> |

*MEN + WOMEN Total*

| WJR | WBJ | CR | CB | WJL | AJR | NJR |
|-----|-----|----|----|-----|-----|-----|
| 2   | 1   | 7  | 3  | 21  | 10  | 82  |



# PLACING TABLE

## FINAL

| PLACE | POINTS | COUNTRY                             | Gold | Silver | Bronze | Fourth | Fifth | Sixth | Seventh | Eighth |
|-------|--------|-------------------------------------|------|--------|--------|--------|-------|-------|---------|--------|
| 1     | 206    | USA <b>UNITED STATES</b>            | 11   | 5      | 5      | 4      | 2     | 5     | 3       | 4      |
| 2     | 124    | KEN <b>KENYA</b>                    | 4    | 5      | 7      | 1      | 2     |       | 1       |        |
| 3     | 87     | GER <b>GERMANY</b>                  |      | 2      | 5      | 5      | 3     | 1     | 1       | 1      |
| 4     | 83     | JPN <b>JAPAN</b>                    | 1    | 3      | 2      | 3      | 1     | 4     | 4       | 3      |
| 5     | 81     | RUS <b>RUSSIA</b>                   | 3    | 1      | 2      | 2      | 5     | 2     | 1       |        |
| 6     | 78     | GBR <b>GREAT BRITAIN &amp; N.I.</b> | 3    | 2      | 1      | 4      | 1     | 1     | 2       | 3      |
| 7     | 74     | ETH <b>ETHIOPIA</b>                 | 3    | 3      |        | 1      | 4     | 2     | 1       |        |
| 8     | 70     | CHN <b>PR OF CHINA</b>              | 2    | 2      | 2      | 3      | 2     | 1     |         | 2      |
| 9     | 57     | CUB <b>CUBA</b>                     | 1    | 4      |        | 2      |       | 3     | 1       |        |
| 10    | 56     | AUS <b>AUSTRALIA</b>                |      | 1      | 1      | 3      | 3     | 1     | 6       | 1      |
| 11    | 50     | JAM <b>JAMAICA</b>                  | 1    | 2      | 3      | 1      |       | 1     | 1       |        |
| 12    | 39     | FRA <b>FRANCE</b>                   | 3    |        |        | 1      | 1     |       | 2       | 2      |
| 13    | 36     | SWE <b>SWEDEN</b>                   |      | 2      | 1      |        |       | 3     | 2       | 3      |
| 14    | 34     | POL <b>POLAND</b>                   | 1    |        |        | 1      | 4     | 1     | 1       |        |
| 15    | 28     | BRN <b>BAHRAIN</b>                  | 1    | 1      | 2      |        |       |       |         | 1      |
| 16    | 26     | CZE <b>CZECH REPUBLIC</b>           | 2    | 1      |        |        |       | 1     |         |        |
| 17    | 25     | BRA <b>BRAZIL</b>                   | 1    |        | 1      | 2      |       |       |         | 1      |
|       | 25     | TTO <b>TRINIDAD AND TOBAGO</b>      | 1    |        |        | 1      | 1     | 2     |         | 2      |
|       | 25     | UGA <b>UGANDA</b>                   | 1    |        |        | 2      | 1     | 1     |         |        |
| 20    | 23     | NOR <b>NORWAY</b>                   |      | 1      | 1      |        | 2     |       | 1       |        |
|       | 23     | ESP <b>SPAIN</b>                    |      | 1      |        | 1      | 1     | 1     | 1       | 2      |
| 22    | 21     | CRO <b>CROATIA</b>                  | 1    |        | 1      |        | 1     | 1     |         |        |
| 23    | 19     | NED <b>NETHERLANDS</b>              |      | 1      | 2      |        |       |       |         |        |
| 24    | 18     | NGR <b>NIGERIA</b>                  |      | 1      |        |        | 2     | 1     |         |        |
| 25    | 17     | HUN <b>HUNGARY</b>                  |      | 2      |        |        |       | 1     |         |        |
| 26    | 16     | CAN <b>CANADA</b>                   |      |        |        | 1      | 1     |       | 3       | 1      |
| 27    | 15     | UKR <b>UKRAINE</b>                  | 1    |        |        |        | 1     | 1     |         |        |
| 28    | 13     | BAR <b>BARBADOS</b>                 | 1    |        |        | 1      |       |       |         |        |
|       | 13     | ECU <b>ECUADOR</b>                  |      | 1      | 1      |        |       |       |         |        |
|       | 13     | TUR <b>TURKEY</b>                   |      |        | 1      |        | 1     | 1     |         |        |
| 31    | 11     | GRE <b>GREECE</b>                   |      |        | 1      |        |       | 1     | 1       |        |
| 32    | 10     | SLO <b>SLOVENIA</b>                 |      | 1      |        |        |       | 1     |         |        |
| 33    | 9      | BLR <b>BELARUS</b>                  |      | 1      |        |        |       |       | 1       |        |
|       | 9      | ITA <b>ITALY</b>                    |      |        |        |        |       | 1     | 3       |        |
|       | 9      | MAR <b>MOROCCO</b>                  |      |        |        | 1      | 1     |       |         |        |
|       | 9      | PER <b>PERU</b>                     |      |        | 1      |        |       | 1     |         |        |
| 37    | 8      | ERI <b>ERITREA</b>                  |      |        |        | 1      |       |       | 1       | 1      |
|       | 8      | LAT <b>LATVIA</b>                   | 1    |        |        |        |       |       |         |        |
|       | 8      | LTU <b>LITHUANIA</b>                |      |        |        | 1      |       | 1     |         |        |
|       | 8      | NZL <b>NEW ZEALAND</b>              |      |        | 1      |        |       |       | 1       |        |
|       | 8      | QAT <b>QATAR</b>                    | 1    |        |        |        |       |       |         |        |
| 42    | 7      | DJI <b>DJIBOUTI</b>                 |      | 1      |        |        |       |       |         |        |
| 43    | 6      | EGY <b>EGYPT</b>                    |      |        |        | 1      |       |       |         | 1      |
|       | 6      | IND <b>INDIA</b>                    |      |        | 1      |        |       |       |         |        |
|       | 6      | KOR <b>KOREA</b>                    |      |        | 1      |        |       |       |         |        |
|       | 6      | MDA <b>MOLDOVA</b>                  |      |        | 1      |        |       |       |         |        |
| 47    | 5      | LBR <b>LIBERIA</b>                  |      |        |        | 1      |       |       |         |        |
|       | 5      | VEN <b>VENEZUELA</b>                |      |        |        |        | 1     |       |         | 1      |

| PLACE | POINTS | COUNTRY                          | Gold | Silver | Bronze | Fourth | Fifth | Sixth | Seventh | Eighth |
|-------|--------|----------------------------------|------|--------|--------|--------|-------|-------|---------|--------|
| 49    | 4      | AIA <b>ANGUILLA</b>              |      |        |        |        | 1     |       |         |        |
|       | 4      | ANT <b>ANTIGUA &amp; BARBUDA</b> |      |        |        |        | 1     |       |         |        |
|       | 4      | ARM <b>ARMENIA</b>               |      |        |        |        | 1     |       |         |        |
|       | 4      | BEL <b>BELGIUM</b>               |      |        |        |        |       | 1     |         | 1      |
|       | 4      | ROU <b>ROMANIA</b>               |      |        |        |        | 1     |       |         |        |
|       | 4      | SUI <b>SWITZERLAND</b>           |      |        |        |        | 1     |       |         |        |
| 55    | 3      | BAH <b>BAHAMAS</b>               |      |        |        |        |       | 1     |         |        |
|       | 3      | RSA <b>SOUTH AFRICA</b>          |      |        |        |        |       |       | 1       | 1      |
| 57    | 2      | FIN <b>FINLAND</b>               |      |        |        |        |       |       | 1       |        |
|       | 2      | MEX <b>MEXICO</b>                |      |        |        |        |       |       | 1       |        |
| 59    | 1      | ALG <b>ALGERIA</b>               |      |        |        |        |       |       |         | 1      |
|       | 1      | ARG <b>ARGENTINA</b>             |      |        |        |        |       |       |         | 1      |
|       | 1      | AUT <b>AUSTRIA</b>               |      |        |        |        |       |       |         | 1      |
|       | 1      | BOL <b>BOLIVIA</b>               |      |        |        |        |       |       |         | 1      |
|       | 1      | CHI <b>CHILE</b>                 |      |        |        |        |       |       |         | 1      |
|       | 1      | EST <b>ESTONIA</b>               |      |        |        |        |       |       |         | 1      |