



# GUINNESS® STOREHOUSE

## ACCESSIBILITY GUIDE



IRELAND'S AUTISM CHARITY

Get the facts. Be **DRINKAWARE**

Visit [drinkaware.ie](http://drinkaware.ie)





This is a guide to make your visit to Guinness Storehouse more accessible. This guide explains the journey through the building, and advise where there are high sensory areas. We offer sensory kits that include ear plugs and sunglasses at our reception should you need them. You can wear your own ear defenders and sensory equipment, or exit the tour at any point. Just ask a member of staff and they can assist you in leaving or finding a quieter area to sit.



The Guinness Storehouse is a fun and  
Exciting experience in the Liberties, Dublin





You can enjoy a self-guided tour through our seven floor experience, and have a drink in the Gravity Bar at the end.







## OUR STAFF

Boston & John working in the Guinness Storehouse. The visitor experience team wear a blue shirt, while team leaders wear a grey jacket





This is the outside area and entrance to Guinness Storehouse. You will enter here.

It is best to prebook tickets as then you will be able to avoid queueing, and sometimes we sell out.








## ADMISSIONS & TICKETING

This is our reception area. Here you can show your tickets to a staff member, or buy tickets. Then you will take the escalator up to start the tour





## GROUND FLOOR

This is the ground floor, where the start of the tour begins. There is an area where you access to audio guides, the retail shop, toilets (Men, Women & accessible) & elevators to the other floors. A staff member will introduce the tour on a microphone.









## GROUND FLOOR

Your journey starts at the ingredients area, clearly marked by the 'THE JOURNEY BEGINS HERE' sign. Expect relatively bright lighting and background noise as you delve into Guinness ingredients.





## GROUND FLOOR

To access the rest of the ingredients area, you will need to climb a flight of stairs. Another flight of stairs is necessary to reach the first floor.





## FIRST FLOOR


You will encounter some brighter lighting and artificial sounds in the brewing area. You can also explore the cooperage area, which may be a bit noisy. For those seeking a refreshment at this stage, the Cooperage Café offers a selection of coffee and snacks.





## THE MAIN ATRIUM

There are escalators and lifts throughout the main atrium. This area might be a little loud. We offer earbuds at reception if you think you will need them







## SECOND FLOOR



The second floor has a private function room, bathrooms and the tasting rooms. The tasting room is bright and has smells. A staff member will explain the tastes of Guinness. You will then go into a darker room

## THIRD FLOOR

The third floor is advertising level.

Here you can see some animals that are in the ads, or watch some ads in the cinema room.

The cinema room is dark and loud.







## FOURTH FLOOR

STOUTie, Guinness Academy and the Connoisseur Bar are on the fourth floor. Here you can learn how to pour a pint or get your face printed on a pint! There is one screen near the connoisseur bar that is quite loud, but you can walk past it quickly.





## FIFTH FLOOR

Arthur's Bar, 1837 & Brewers Dining Hall restaurants are on the fifth floor


There is one area of screens showing how to make Guinness recipes, these screens are quite loud. There are also toilets on the fifth floor





## SIXTH FLOOR

The sixth floor contains Bathrooms, elevators and stairs that leads to Gravity Bar on level 7





## GRAVITY BAR

The Gravity Bar is on level 7. Here you can relax with a pint or soft drink after your tour!

The Gravity Bar can be quite busy and loud at times, and sometimes we have a dj or music.

There is access to elevators and stairs for when you want to leave







## EXIT THE BUILDING

When you are finished your tour, all stairs and elevators will bring you back to the ground floor.

This is the exit and outside area.





**WE LOOK FORWARD TO MEETING YOU  
AT GUINNESS STOREHOUSE**

Get the facts. Be **DRINKAWARE** 

Visit [drinkaware.ie](http://drinkaware.ie)