

# Social Narrative


**MUSEUM**  
**MIT**

I am going to the MIT Museum. Inside the museum, there are exhibits, art pieces, and interactive experiences showcasing big ideas and innovations that researchers are working on, at MIT and around the world.

For information on museum hours, directions, ticket prices, or for a museum map, I can visit:

<https://mitmuseum.mit.edu/visit/hours-admission-directions>.


As I approach the museum, I'll come to the side of the building facing the entrance to the Kendall/MIT MBTA train station.



Once I enter the museum lobby, I can buy a ticket and ask questions of the person at the ticket desk. The lobby can get crowded if there are multiple groups entering at that time.

I will receive a sticker that I need to wear on my shirt during my visit to the museum.

I can proceed up the stairs or take the elevator to the exhibit galleries on the second and third floors.





There are museum staff at the ticket desk, and standing in the exhibit galleries throughout the museum. They are wearing nametags on black lanyards which say, "Here to help."


Anyone with these lanyards will be able to answer questions and help me as needed.



Before exploring the exhibits, if I'd like to hang up my coat, put my valuables in a locker, or use the restroom, I can walk from the ticket desk toward the elevator.

The coat rack is behind the pillar, and the lockers are to the left under the stairs. If I have a backpack, I'll need to leave that in a locker before exploring the museum.

The restrooms are to the right of the elevator. There are also restrooms, including a solo gender-neutral restroom, on the second and third floors.



The elevator is very large. There are many buttons, but I will only need three buttons to get where I need to go. These buttons are colored red:

- 1** This button will take me to the lobby, ticket desk, and exit.
- 2R** This button will take me to the second floor, where I can explore exhibit galleries. The learning labs are also on this floor, but if there is not an activity going on, they may not be open.
- 3R** This button will take me to the third floor, where I can explore exhibit galleries.







This is the first exhibit I'll see after purchasing my ticket, if I choose to walk up the stairs or if I take the elevator to the second floor.

I may not have time to explore all the exhibits during my visit today, but if I need a rest, there are benches and seating in various places throughout the museum.

I will not be able to touch everything I see. This is to keep me, and all the objects in the museum, safe.




This is the first exhibit I'll see after purchasing my ticket, if I choose to take the elevator to the third floor. As I exit the elevator, the exhibit galleries are through the door to my left.






Sometimes I might encounter things that surprise me.  
If I pass over the white circles on the floor, I'll hear voice  
recordings of scientists describing their inspirations  
and their work.



There are exhibit galleries that are dark. I can choose to explore those or pass by these and continue to another exhibit.



I may see a red hallway of elevators on the second and third floors. These elevators are used by the building's offices on the floors above the museum. I will not be using these elevators.


The only elevator I will use is the large one with the black doors and large white arrows.






Exhibit galleries can sometimes get busy. If I need a break, or a quiet space, I can come to this space, underneath the stairs on the second floor. This space, right next to the Maker Hub, is normally quiet, with not many people.

However, if there is an activity happening in the Maker Hub, this space may be too active for me. In this case, I can find a museum staff member, wearing a black lanyard that says, “here to help,” and they can guide me to a calm space.



The Museum Store is located to the right of the ticket desk in the museum lobby. There are lots of gifts and interesting items for sale that I can look at, but I also need to be careful handling the items.



As I leave the museum, I should remember to get my coat and valuables if I left anything on the coat rack or in a locker.

If there are exhibits I didn't see, or programs I'd like to come back to participate in, I can check always the museum website: <https://mitmuseum.mit.edu/>.

