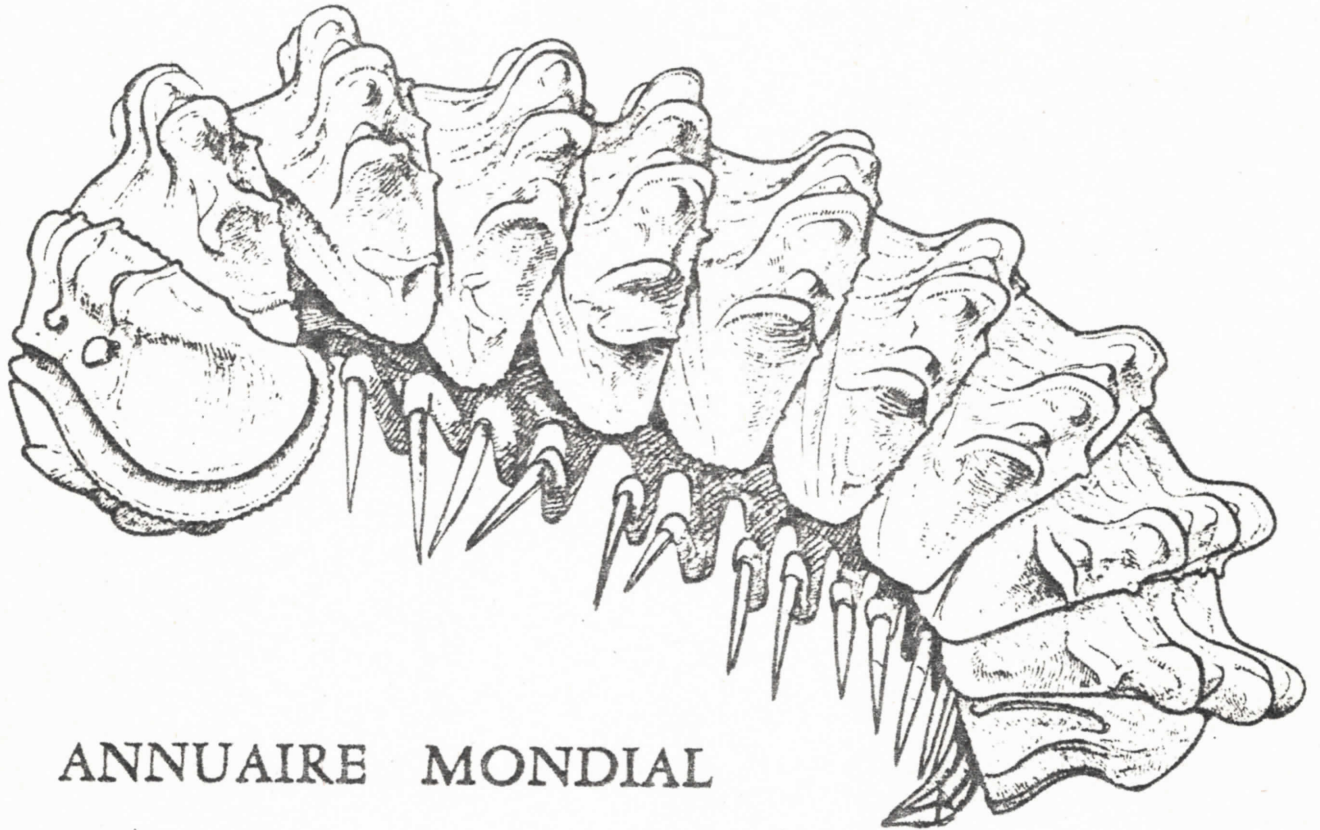


CENTRE INTERNATIONAL DE MYRIAPODOLOGIE

LISTE DES TRAVAUX PARUS  
ET SOUS PRESSE EN 1981

( MYRIAPODES et ONYCHOPHORES )



ANNUAIRE MONDIAL  
DES MYRIAPODOLOGISTES

MUSÉUM NATIONAL D'HISTOIRE NATURELLE  
Laboratoire de Zoologie-Arthropodes · 61, rue Buffon · 75005 PARIS · France

1982

## SOMMAIRE

## CONTENTS

## ZUSAMMENFASSUNG

	Pages Seite
The Reverend Canon Stanley BRADE-BIRKS, 1837-1982.....	1
In Memoria di Carlo STRASSER .....	3
C.R. du V° Congrès International, par R.L.HOFFMAN.....	7
C.R. du V° Congrès International, par Virginia Fan.....	9
ANNONCES, ADVERTISEMENTS, ANZEIGE.....	13
ON RECHERCHE? WANTED, WIR SUCHEN.....	14
ANALYTICAL SUMMARIZED TABLE of the papers published or in press TABLEAU ANALYTIQUE SOMMAIRE des travaux parus et sous presse.....	15
ANALYTISCHE INHALTSVERZEICHNIS der erschienenen oder im Druck Arbeiten	
List of WORKS PUBLISHED or IN PRESS in 1981 Liste des TRAVAUX PARUS et SOUS PRESSE en 1981.....	17
Liste der ERSCHIENENEN -und IM DRUCK-ARBEITEN des Jahres 1981	
Sujets actuellement abordés ou en projet Matters being dealt or scheduled.....	37
Bereits laufende oder in Vorbereitung befindliche Vorhaben	
DIRECTORY OF MYRIAPODOLOGISTS ANNUAIRE MONDIAL DES MYRIAPODOLOGISTES.....	43
JAHRBUCH DER MYRIAPODOLOGEN	
MYRIAPODA, as precursors of INSECTA, by REISER.....	47

## BIBLIOTHEK

Staatliches Museum f. Naturkunde

Görlitz

*B. Stief*


---

Couverture = Corsikomeris remyi Verhoeff, d'après un dessin original de  
Maurice GAILLARD

---

### The Reverend Canon Stanley Brade-Birks, 1887-1982

Dr. Brade-Birks died at a nursing home at Hindhead, Surrey on 28th January 1982 in his 95th year, just ten years after presiding over the Second International Congress of Myriapodology in Manchester with such panache at the grand old age of 84.

Stanley Graham Birks graduated in Geology at Manchester in 1911 and went on to take an M. Sc. in 1914 by research on fossil fish. Along with his scientific studies he had been reading theology and was ordained in the same year as his Master's degree. His fiancée Hilda K. Brade was a fellow graduate in Botany ; she too proceeded to M. Sc. and then went on to take degrees in Medicine. As undergraduates they had both taken subsidiary Zoology. The Rev. Graham Birks' first appointment was as Curate at Darwen in Lancashire ; it was here that he and Dr. Hilda first took-up the study of Myriapods, helped and encouraged, as they gratefully acknowledge, by Dr. A. Randell Jackson of Chester. So began a long and fruitful academic collaboration ; the first four of their now famous Notes on Myriapoda appeared in 1916. The partnership was more than academic ; they were married in 1917, the Rev. Graham added Dr. Hilda's surname to his own. Notes VII et seq were published under the joint authorship of the Rev. S. G. and Dr. H. K. Brade-Birks until the twenties when pressure of medical work caused Dr. Hilda to retire from the credits. Altogether 23 papers were published under their joint authorship and a further 12 were written by the Rev. Graham alone. The last of the notes appeared in 1939 ; it was a bibliographical check list of the entire British fauna including over a hundred species, twice the number they inherited in 1916. They themselves had added eight species new to Britain, three of them, *Brachychaeteuma bradeae* (Bröleman and Brade-Birks), *B. melanops* Brade-Birks, and *Archiboreoiulus pallidus* (Brade-Birks), were new to science ; the first necessitated a revision of Verhoeff's genus and the third occasioned the creation of a new genus by Brölemann. The Notes included classical studies of luminescence in geophilomorphs and of palaeozoic myriapods.

Dr. Brade-Birks took-up a lectureship at the South Eastern Agricultural College, Wye, Kent, in 1919. In 1930 he was installed as Vicar of the lovely parish of Godmersham near Wye, and later as Rector of the neighbouring parish of Crundale. In 1924 he was awarded a D. Sc. of the University of London for his work on the economic status of Myriapoda (Notes N°33, 1929-30). Whilst at Wye his wide interests in agricultural science and his teaching and examining commitments led to his appointment as General Editor of the English Universities Press

"Teach yourself farming" series ; he contributed one of the best selling Teach Yourself titles : Good Soil (1944). On retiring from his lectureship in 1948 he was able to widen his interests beyond the constraints of his professional appointment and began to compile the Encyclopaedia of General Knowledge which was eventually published by the EUP. I visited him in 1954 ; he had the components on index cards which covered every available surface of the study at Godmersham Vicarage.

Many will remember Dr. Brade-Birks' effective presidency of the second Congress in Manchester in 1972. He welcomed members heartily in three languages and contributed to every part of the academic and social success of the meeting before, during and after the Congress. Later in 1972 I was entertained by Dr. Hilda and her husband in Canterbury. Dr. Graham walked me off my feet round the cathedral and other historic parts of the city. He confessed to being a little tired after the Jane Austen bicentenary celebrations (Jane Austen's brother was squire of Godmersham), having prepared and delivered several lectures on the famous novelist. In 1975 Dr. Graham was preaching at the Anniversary services at his old church at Burnage in Manchester and visited us at our home at Prestbury in Cheshire. Again he taxed the stamina of my wife and I, enthusiastically walking us round our church and village explaining features of architectural and historical significance. In 1976 the Brade-Birks visited Greece. Finally, in March 1977 Dr. Graham retired from Godmersham after 47 years in the parish ; he and Dr. Hilda moved to the quiet College of St. Mark in the village of Audley End, Saffron Walden, Essex. Dr. Graham was still busy with his genealogical research and answering his many correspondents in a firm clear hand.

In January 1980 the Brade-Birks moved to a nursing home at Hindhead in Surrey. They both remained cheerful and mentally very alert despite growing physical infirmities. Now, at the end of a good life we extend to Dr. Hilda, her two daughters, two grandsons and two grand-daughters, our best wishes and sympathy and join them in giving thanks for BB's long, varied and fruitful life of service.

J. Gordon BLOWER

## IN MEMORIA DI CARLO STRASSER

La notte del 16 ottobre 1981 si è spento serenamente a Trieste, tra le pareti domestiche, Carlo Strasser.

Era nato a Trieste il 26 giugno 1903, dal padre Otto, Cittadino germanico di Aulendorf presso Stoccarda, di religione protestante, e dalla milanese Giulia Sickenberger, italiana di sentimenti e di religione cattolica.

A Trieste trascorre un'infanzia serena, ma alla fine della prima guerra mondiale la famiglia Strasser deve trasferirsi a Vienna. Qui Carlo, che dimostra notevole propensione per gli studi, finisce di frequentare il Realgymnasium e consegue la maturità (1921). Nello stesso anno ritorna nella città natale, dove però deve impiegarsi nella ditta paterna, rinunciando ai tanto sospirati studi universitari.

La passione del genitore per l'escursionismo e i contatti con il mondo dei naturalisti triestini, all'epoca particolarmente fervido di idee ed entusiasmo orientano il giovane Carlo verso l'alpinismo e la speleologia. Con l'amico Egon Pretner raccoglie i primi Di-plopodi e su consiglio del Prof. Giuseppe Müller ne inizia lo studio sistematico, guidato nei primi e difficoltosi passi da un insigne maestro, Karl Wilhelm Verhoeff. Con Verhoeff egli trascorre un periodo breve ma intenso di raccolte in Toscana ed all'Elba, ricavandone nozioni e incitamento a scrivere i primi lavori.

Nel 1931 sposa Herta Wandling, triestina di origine austriaca, dalla quale avrà tre figli. Seguono anni sereni, dedicati alla raccolta ed alle amate escursioni.

L'incalzare degli eventi bellici però lo sprona a servire volontariamente quella patria da cui sempre era vissuto lontano. Il 1941 lo trova come interprete fra tedeschi ed italiani, prima in Sicilia, poi in Africa, in Grecia (Creta) ed altrove, sino alla prigionia ed al ritorno, dopo fortunoso viaggio, in Italia, dove riabbraccia la famiglia a Tarvisio (1946).

Il secondo dopoguerra, a Trieste, non è migliore del primo, soprattutto per un cittadino tedesco, ma i problemi dell'immediata sopravvivenza non smorzano in Lui l'amore per il Carso Triestino, meta delle gite domenicali, di cui fa conoscere ed apprezzare ai tre figli ogni anfratto, ogni dolina.

Riacquistata la sicurezza economica, giunti i figli alla maggiore età, riprendono con rinnovato ardore le ascensioni nelle Alpi

Orientali : i soci del C.A.I.-XXX ottobre lo ricorderanno sempre compagno ~~espertissimo di tante gite.~~

Inizia così per il Nostro un periodo fecondissimo di studi e di soddisfazioni scientifiche : nel 1967 diviene membro corrispondente della Senckenbergische Naturforschende Gesellschaft di Francoforte e poco più tardi l'Università di Innsbruck gli conferirà la Laurea honoris causa. La sua attività di studioso dei Diplopodi, dei quali è ormai esperto di fama anche extraeuropea, continuerà intensissima sino a pochi mesi dalla morte.

"When I saw him last in June, 1979, - ricorda il grande miriapodologo americano Richard Hoffman - he was in robust good health and actively working on Grecian material. I would have guessed that he had still ten active years... What a great pity that he did not have a few more productive years!... He made the astounding transition from a "Verhoeffian" in his young days, into modern systematics when he was well along in years, and then his last papers were each better than the one before, a great change from the usual rule". E' questa, del resto, convinzione unanime di tutti i colleghi che hanno letto i Suoi lavori.

Vita ed opera di Carlo Strasser si comprendono appieno solo illustrando alcuni aspetti della Sua personalità. Uomo pacato ed introverso, sobrio e modesto nei modi, era di gusti schiettamente semplici. Chi lo avvicinava per la prima volta, passato il primo istante di soggezione, restava colpito dal linguaggio conciso e dai modi riservati, cortesemente distaccati, ma allo stesso tempo si sentiva oggetto di un'attenzione benevola e discreta.

Osservatore fine della realtà e delle persone attorno a Lui, amava riversare le sue impressioni in un diario, che compilò con assiduità meticolosa dal 1921 sino a poco prima della fine. I suoi ricordi escursionistici sono raccolti in 13 volumi fittamente stenografati, spesso corredati di foto, ricchissimi di date, di nomi, di luoghi.

Ma questa cura costante dell'annotare ordinato, che l'accompagnò per tutta la vita, non era fine a se stessa. Profondamente legato alla famiglia, nella quale riversava tutto il suo affetto, Carlo Strasser è anche l'autore di uno dei più singolari ed affettuosi che un uomo abbia mai fatto alla compagna della propria vita : un volume di Erinnerungen (Ricordi) scritto esclusivamente ed in una sola copia per la moglie Herta. Poco meno di quattrocento pagine dattilografate senza spaziatura, in cui scorrono, con stile scarno e vivace, gli anni dal 1941 al 1946, quasi un pegno per tante ansie, un vincolo nella separazione. Dice l'introduzione : "Der Inhalt der

folgenden Blätter verdient es sicher nicht, der "Nachwelt" überliefert zu werden. Als ich sie damals aufzeichnete, waren sie mir eine Stütze und haben mir über viele öde und inhaltslose Stunden meiner Soldatenzeit hinweggeholfen... So habe ich begonnen, um die graue Langeweile zu bekämpfen und meinem Dasein doch so etwas einen Inhalt zu geben, meine Erinnerungen aufzuzeichnen..."

Ecco dunque il "segreto" di Strasser : una profonda vita interiore che si traduceva all'esterno in pacatezza, comprensione, sincerità di sentimenti e metodo, nella vita di ogni giorno come nell'opera scientifica.

Scompare con lui uno dei tanti triestini che, nati in questa terra incrocio di lingue e di religioni, di montagne, mare e carso, hanno saputo dare ad essa la parte migliore del proprio spirito.

Alessandro MINELLI

(Extrait d'une note à paraître dans le Boll. Mus. civ. St. nat. Verona, en collaboration avec Pietro Brandmayer, et comprenant toute la liste des travaux de Strasser, dont il est possible, sur demande, d'obtenir un exemplaire au secrétariat permanent du C.I.M.)

## COMPTES RENDUS

Vth International Congress of Myriapodology

Radford (USA) August 3-7, 1981

The Vth International Congress began with the arrival of the first delegates on July 31 at the Roanoke (Virginia) airport. On the following two days short excursions were made in the vicinity of Radford, as additional delegates continued to arrive. Congressional headquarters were established in Muse Hall at Radford University, which also served as a dormitory and meeting-place.

An informal wine and cheese party was held on the evening of Monday, August 3, in the Muse Hall penthouse, allowing delegates to interact with each other as well as some members of the University community. On Tuesday, August 4, morning and afternoon sessions were devoted to papers on systematics and biogeography, and a group photograph was made. Tuesday evening, a presentation made by Dr. Henrik ENGHOFF on the ordinal phylogeny of Diplopoda provided the occasion for discussion of both the higher taxa themselves and the cladistic methodology utilized by Dr. ENGHOFF.

Sessions convened on Wednesday, August 5, were devoted to papers in behavior, evolution, palaeontology, and morphology, followed in the very hot afternoon (35°C) by watermelon under the trees outside of Muse Hall. In the evening, Dr. Thomas EISNER (Cornell University) presented an illustrated lecture on the chemical defense mechanisms of diplopods and other arthropods.

Thursday, August 6, was the first day in many weeks that was cold and rainy, it was coincidentally the day selected for a group excursion by autobus. Leaving Radford around 0930, the group stopped briefly at the nearby Virginia Polytechnic Institute and State University for a tour of the Entomology Department, and a brief look at a large American University. Continuing onward, the bus ascended the road up Salt Pond Mountain (1300m) through clouds and light rain to a stop for lunch at the Mountain Lake Hotel. The great heat of the previous day was now replaced by a cool and damp 10°C.

The excursion continued on the mountain top to Mountain Lake Biological Station, a facility operated for nearly 50 years by the University of Virginia. Here, Dr. J. J. MURRAY (director) provided a guided tour of the building and gave an illustrated talk on the region and its biological opportunities for research. Afterwards, many of the delegates swarmed outside into the surrounding forest and began searching for specimens. Because of the rain, the final goal of the excursion



had to be abandoned, and the group returned to Radford about 1700, at last under clear and warm skies.

On Friday, August 6, the two sessions were devoted to papers in physiology and ecology, and late in the afternoon a business meeting was organized by President BLOWER to consider the opportunities for the 1984 congress. The invitation by Dr. JEEKEL was accepted, and the VIth congress - as announced elsewhere in this Annuaire - will be scheduled for Amsterdam.

Finally, a congressional banquet was held on Friday evening, at which time President BLOWER presented a very well-received address on the past, present, and future of the C.I.M. This occasion was notable for a high degree of camaraderie among all the participants, which was continued informally afterwards in the lobby of Muse Hall. On the following morning the delegates began to disperse, many of them commencing vacation travel to various parts of the United States.

In all, 39 primary delegates were registered, many of them being accompanied by family members, so that a total of over 50 persons made up the congress community. By country of origin, the delegates were : AUSTRALIA : Baker, Koch ; AUSTRIA : Meyer ; BELGIUM : Kime ; DENMARK : Enghoff ; FRANCE : Demange, Descamps, Geoffroy, Sahli ; GERMANY (FEDERAL REPUBLIC) : Rosenberg, Schlüter, Schönrock ; INDIA : Bano ; NORWAY : Meidell ; SWEDEN : Scheller ; UNITED KINGDOM : Blower, Eason, Fairhurst, Lewis, Littlewood, Rolfe ; USA : Carrel, Eisner, Franklin, Hannibal, Hoffman, Johnson, Kiser, Loring, Mundel, Shear, Shelley, Renate Snider, Richard Snider, Summers, Tipton, Valentinic, Withrow, Whitehead.

The organizer of the Congress wishes to make the following announcements especially for those who attended :

1. At this time, adequate funding for publication of a proceedings volume has not been found, but many possibilities remain to be explored and surely the necessary amount (± US \$ 13,000) will be located.
2. Two members of the Radford University publicity department went on the excursion to record the event in words and photographs. An interesting article has now been published, reflecting the excursion as it appeared to a non-scientific journalist, and copies will be sent free to those delegates who will write here for a copy.
3. There are still about six copies of the Congress photograph on hand, which will be sold to the first bidders, at the basic cost of US \$ 5.00 each. Please send personal check (or International Money Order) to the undersigned, made payable to him.
4. Finally, the organizer wishes to extend his personal thanks and best wishes to everyone who came to Radford, and this regrets that the burden of daily arrangements prevented as much social contact as he would have wished. Looking to 1984 with great pleasure and expectation...!

## FIFTH INTERNATIONAL CONGRESS AT RADFORD

Myriapodologists from seven countries in Europe, India, Australia and eleven of the United States of America enjoyed the hospitality of Professor Richard Hoffman and the University of Radford in Virginia. On the eve of Congress we had a party on the roof and in the penthouse of Muse Hall hosted by the President of the University, Dr. Donald N. Dedmon. There followed two days' sessions, a day's outing to Mountain Lake and a final day of meetings. For most of the time it was hot and sunny ; business was punctuated with visits to the swimming pool on the campus, water melon feasts in the garden and the usual rewarding chats over a cup of coffee, a beaker of coke or, occasionally, beer.

Sessions were opened on Tuesday morning, 4th August by Dr. Stump, Dean of the College of Arts and Sciences at the University. First on the programme and certainly least in size came the Pauropoda. Scheller compared the faunas on either side of the Atlantic. There were at least several in the audience who had actually seen a pauropod in the field ; Dr. Scheller had taken a few of us out the day before and shown one to us. Diplopod taxonomists followed : Shelley on Xystodesmidae, Shear on Tingupidae and Hoffman with a fascinating hypothesis. Two different character states in millipedes seem to be emphasised to mutual exclusion : somatic characters in great diversity accompanied by remarkably constant gonopod morphology, or gonopods strikingly different, but with body-forms so similar that females are indistinguishable. Hoffman suggested that an initial adaptive radiation of body forms might follow dispersal to a new area ; when the somatic form had adapted to the environmental constraints, there would follow a stable period during which the conservative gonopods would diversify. *Sigmoria* exemplified this second phase ; Shelley had earlier given a beautifully illustrated account of the subtle differences in the gonopods of "Sigmoid" genera. The first phase was typified by *Chondrodesmus*. Enghoff later described habitat differentiation of endemic Madeiran *Cylindroiulus* and noted that these also typified Hoffman's first phase, the so-called isogenetic species of Nell Causey.

A discussion of the classification of the Diplopoda as a whole followed in the evening. Enghoff used the new phylogenetics to support some of the conclusions of the older intuitive systematics and to doubt other parts. The main message perhaps received by the establishment was that they should be more explicit, lay their cards on the table and open their hands Popperian falsifiability. Sahli, taking a sideways glance from his patient work on the neuro-endocrine system, found evidence there that old Juliferraria is a perfectly natural group. Being a millipede man it has always seemed to me that chilopod taxonomists have a more difficult time. Eason is doubting the reliance hitherto placed on the postero-lateral tergite projections in *Lithobius* and has found a more reliable characters in the shape of the first tergite. Lewis is also becoming increasingly disillusioned by the utility of characters in scolopendrids; he is poised to lump some of the *Otostigmus* species and is not enamoured of a system which allows some good species to fit into several genera as at present defined. Koch reintroduced a famous name and retained its aura with a nice account of infraspecific variation in colour pattern linked to geographic areas in Western Australian *Scolopendra* spp. Meidell examined the possibility suggested in Hamburg that epimorphic centipedes may show a degree of anamorphosis. It was a relief to hear that he had found no evidence when the correct sex had been attributed to the larval stadia.

There was a nice group of three excellent papers on fossil myriapods. Hannibal described a curious modified posterior leg in a euphoberiid and some carboniferous oniscomorphs. Mundel had marshaled 1,600 amateur geologists to help him find and split open concretions from the carboniferous of Mazon Creek and showed us a selection of this amazing material. Rolfe had Devonian fossils from New York State and Scotland, so well preserved that his audience were trying to remember where amongst extant genera they had seen such morphology.

It was worth the trip to the USA just to hear Professor Tom Eisner on chemical defences of millipedes and other arthropods. His Congressional address was beautifully delivered, with superb film and lots of discussion afterwards. Carrel thought it worth a trip to Britain to study the ozodenes of *Glomeris marginata* and it was good to hear him back home reporting his results on recharging rates. Perhaps we know more about millipede defence glands than about the enemies they may deter. Baker had travelled from Australia to

Portugal to seek the enemies of *Ommatoiulus moreleti* and told us about his search. He probably thought his further journey to Virginia well worth while just to hear Snider's amazing account of carabids and staphylinids preying upon *Polydesmus inconstans* and *Ophiulus pilosus*. The beetles were evidently well satisfied with their diet as she had succeeded in getting them to oviposit and reared the eggs through to pupation.

There was an interesting set of papers on ultrastructural behavioural and physiological studies. The coxal organs of chilopods were the subjects of two separate and contrasted papers by Rosenberg and Littlewood ; we hope for some interesting developments here in time for Amsterdam. Descamps had succeeded in stimulating the pars intercerebralis of *Lithobius*, confirming his earlier conclusions from ultrastructure and was able to link - the brain directly into the neuro-humeral control of spermatogenesis. Schönrock reported on very careful and precise analyses of the function and ontogeny of the antennal sensillae of *Polydesmus inconstans*. Blower attempted to show that the development of the ocular field in *Choreumatida* follows a similar plan to that in *Julida* and considered what might be the physiological significance of adding ocelli in proportion to size. Schlütter gave an interesting analysis of the glands on the anal valves of *Scaphiostreptus* which may play a role in nest building and moulting chamber construction. When Franklin told us that 'time was nature's way of making sure that everything doesn't happen at once' he had his audience in his hands and convinced them there were still problems of diplopod locomotion awaiting solution. Valentine's research on grooming behaviour promises to be an intriguing new area of study.

Ecological studies still appeared last on the programme but are increasing in importance, elegance and range. Life-cycle study came from the high Alps, Paris, Michigan and Bangalore. Meyer has measured activity along with abundance and so avoided the pitfalls of earlier work ; he was able to relate activity peaks to specific points of the life cycles of the millipedes, under the snow or in the brief season of thaw. Bano described the strategy of *Jonespeltis splendidus*, feeding in groups in the earlier stadia and diapausing in older stadia in moulting chambers to pass the dry season. Fairhurst re-examined principles of life-history strategy in relation to habitat. Fairhurst and Kime gave a substantial report of progress in the European habitat and distribution survey they initiated at Gargnano. Geoffroy was interested in the spatiotemporal

patterns of coexisting populations of millipedes and had some excellent graphics of changing vertical distribution with time. Johnson and Summers were working with centipede communities ; Johnson had some pointed comments on the dangers of determining habitat preferences from inadequate sampling techniques. Summers perhaps stole the ecological thunder by developing a rather nice measure of relative habitat space and showing this to be closely-correlated with species diversity at a number of sites in the southern Appalachians ; this must be the most practical and realistic index of diversity soon to be in the literature.

Although the ladies had not returned from a shopping trip in Blacksburgh until thirty minutes before the farewell dinner, in the event a grand evening was had by us all. Absent friends were thought of. Demange was thanked for his stirring work for CIM on our behalf and was asked to deliver the good wishes of Congress to his colleague Mauriès. Professor and Mrs Hoffman were thanked for engineering and sustaining such a friendly and successful Congress. We hope the good work begun by Freddie Laker may allow all our American colleagues to return to Europe for the next congress. We further hope that the world's scene will turn out to be quite the opposite of Orwell's prediction and that we shall be able to meet our colleagues from Eastern Europe.

Your reporter managed to resist Coke during his visit but every day he did have a nice day', enjoyed the free matches and the unlimited refills of his coffee cup. He was taken aback when offered the remains of a huge meal presented to him in a go-cup. He arrived back home with a satisfying overview of Litter Critters to sustain him until Amsterdam.

Virginia FAN

ANNONCES      ADVERTISEMENTS      ANZEIGE      ANNONCES      ADVERTISEMENTS      ANZE

PROVISIONAL ATLAS of the MYRIAPODS of EUROPE

Following the decision of the 4th International Congress of Myriapodology, it is the intention to =

1°) Send records of Myriapods distribution throught Europe to the European Invertebrate Survey and contribute to the Atlas they are in prepar<sub>ing</sub>.

2°) To ask for ecological details to accompany records so that the distribution of the Myriapods may be related to their habitat and not just to their geographical region. This could lead to a more detailed publication of great use to myriapodologists working in the field.

It is hoped in the future to send both =

a) Maps of countries marked with the universal transverse mercator grid (this is the grid used by the European Survey) and,

b) Ecological habitat cards with lists of the Myriapods of their region, to volunteers who would fill in their data and send them to the survey.

VOLUNTEERS ARE ASKED TO CONTACT

R. DESMOND K I M E  
3 square Maas  
B-1630 LINKEBEEK

BELGIUM

FOR INFORMATION

BRITISH MYRIAPOD GROUP

SPRING MEETING 5-8 APRIL 1982  
PLYMOUTH POLYTECHNIC

A number of people have expressed an interest in coming to the meeting at Plymouth next April.

Ron Daniel has arranged accomodation at Plymouth Polytechnic. For three nights at Gilwell House, the newly opened student hostel close to the Polytechnic. The cost will be £40. This includes all meals including packed lunches on two days and the use of the bar. Laboratory facilities in the Biology Department will be open for examination of collected material.

Tony BARBER  
Plymouth CFE

Ron DANIEL  
Polytechnic

ON RECHERCHE WANTED WIR SUCHEN ON RECHERCHE WANTED WIR SUCHEN ON RECHERCH

MATERIEL VIVANT ou CONSERVE

LIVING or PRESERVED MATERIAL

LEBEND- or MUSEUMSMATERIAL

- CONDE.- Types ou syntypes de Penicillata.  
 DESCAMPS. , JOLY .- Scolopendres vivantes (expérimentation).  
 ENGHOFF.- Blaniuloid and Nemasomatoid millipedes for identification  
 GOLOVATCH.- Diplopoda du Viet-Nam, du Caucase et de l'Iran pour identification.  
 HOFFMAN.- Material of the any of the "Chelodesmoid" families, especially Chelodesmidae, Oxydesmidae and Gomphodesmidae.  
 JEEKEL.- Echanges de Diplopodes et Chilopodes - Paradoxosomatidae pour identification.  
 KOCH.- Australian Scolopendridae.  
 KOREN.- Cryptodidae aus Europa (Mitteleuropa).  
 LAFFERT.- Diplopoda lebend !  
 LITTLEWOOD.- Live Scolopendromorph and/or Scutigermorph material.  
 MARQUES.- Scutigermorphes (toute région du globe) vivants et/ou tubes digestifs fixés pour études de parasitologie (Sporozoaires).  
 MAURIES.- Colobognathes, Craspedosomides(etChordeumides),Iuliformes pour identification (échanges limités possibles).  
 MITTELSTAEDT.- Iulidae vivants ! pour études de comportement (orientation)  
 NGUYEN-DUY.- Synxénidés (Pénicillates) d'Amérique du Sud et d'Afrique du Sud ( vivants ou fixés).  
 PEREIRA.- Geophilomorphes néotropicaux pour identification.  
 RUHBERG.- Peripatidae (lebend !) sowie undeterminiertes Material aus Mittel- und Südamerikas und Neu-Guinea.  
 SCHELLER.- Pauropoda of the world.  
 SHELLEY.- Xystodesmidae of any region - Eurymerodesmidae, Melaphinae from mediterranean area.  
 SHINOHARA.- North-american Scolopocryptops .  
 TAKANO.- Glomeridae.  
 ZAPPAROLLI.- Scambio di materiale determinato (Chilopoda).

DEMANDES d' INFORMATION

INFORMATION WANTED

WIR SUCHEN INFORMATIONEN

- CHOCKALINGHAM.- Reprints regarding bioenergetics and populations studies in Myriapods.  
 HANNIBAL.- Reprints on fossil millipedes.  
 KIME.- cf. ANNONCES.  
 SHUKLA.- Reprints on effects of insecticides, pesticides and UV irradiations on digestive enzymes.

TABLEAU ANALYTIQUE SOMMAIRE DES TRAVAUX PARUS ET SOUS-PRESSE EN 1981  
 ANALYTICAL SUMMARIZED TABLE OF THE PAPERS PUBLISHED OR IN PRESS IN 1981  
 ANALYTISCHE INHALTVERZEICHNIS DER ERSCHIENENEN ODER IM DRUCK ARBEITEN IM JAHRE 1981

*Les chiffres renvoient à la LISTE DES TRAVAUX PARUS ET SOUS-PRESSE*

*The numbers refer to the LIST OF PAPERS PUBLISHED OR IN PRESS*

*Die Ziffern an die LISTE DER ERSCHIENENEN ODER IM DRUCK ARBEITEN verweisen.*

	MYRIAPODA	CHILOPODA	DIPLOPODA CHILOGNATHA	PENI- CILLATA	SYM- PHYLA	PAURO -PODA	ONYCHO -PHORA
GEN. 045 055 Evolution 031 Ethnozool.096 194		111	037 040 176	107			
STRUCTURE et ANATOMIE							
GEN.		010 044 165 166 168	082 181 182 198 199 217	154			170
Tératologie		019 120					
Cytologie		167	001				
ULTRASTRUCTURE		015 027 041 042		154	013 228		
ENDOCRINOLOGIE, NEUROSECRETION							
227		092 093	084 152 176				
Expérimentation		029 030 092 093					
Techniques			001				
PHYSIOLOGIE , PHYSIOCHIMIE							
		011 016 111 113 220	006 007 012 058 103 160 197 198 200 201 202 203 204 208 215				
REPRODUCTION							
GEN.		111 141	008 152	107			169 170
Gamétogenèse		027 028 029 167			228		
Développement		004 005 219	205 206				
Mue		092	181 182				
Régénération		093					
Périodomorphose			171 172 177				
ETHOLOGIE							
GEN.		110 111 113					
Parasites, Proies, Prédateurs, Hôtes, Associations, .							
106 117 156		109 118 150	018 024 052 063				
207		183	085 086 102 104 105 115				
Intérêt médical		147					
ECOLOGIE							
007 009 022		003 112 137	023 032 046 047	107			
050 064 097 100		139 195 209	101 114 133 134				
106 116 141 146		214	158 159 160 173				
148 149 153 157			174 195 205 210				
178 211 216 221			214				
Biospéologie							
002 014 048 049		142 143	122 129 131 142	017			
051 153 157			143 187				
AGRONOMIE 064 146			204				



MYRIAPODA	CHILOPODA	DIPLOPODA CHILOGNATHA	PENI- CILLATA	SYM- PHYLA	PAURO -PODA	ONYCHO -PHORA
<b>SYSTEMATIQUE ET FAUNISTIQUE</b>						
REVISIONS, TAXINOMIE, SYSTEMATIQUE, NOMENCLATURE						
	020 021 034 035	037 038 040 065 066				
	087 098 099 137	067 068 069 071 072				
	138 139 161 162	073 074 075 076 077				
	163 219 222 223	078 079 081 124 128				
		136 185 186 189 190				
		191 192				
<b>DISTRIBUTION EUROPE - AFRIQUE et ASIE PALEARCTIQUES</b>						
Algérie		126				
Allemagne				083	083	
R.D. Allemagne	209	210				
Chine		224 225 226				
Espagne	036 094	130 218	017			
France	048 049	047 122 128 129 131				
		172 173 174				
Grèce					179	
Iran		054 127				
Italie	014 157	142 143				
		144 145				
Japon	193 194	195 214 215b				
Maroc						
Pologne	095	164				
Roumanie						
Suède	004 005					
Suisse		158				
U.R.S.S.	221	053 133 134 135 136			180	
		229 230				
Yougoslavie	119					
<b>AMERIQUES</b>						
Brésil		065 069 076				
Colombie		188				
Ecuador		188				
Guadeloupe		088 123				
Mexique		186 187				
U.S.A.	212 213	043 068 189 191 192				
<b>ZONE ETHIOPIENNE</b>						
Gén.		074				
Afrique du Sud	108	108				
Cap Vert		039				
Côte d'Ivoire		132				
Séchelles	025					
Tanzanie		080				
Zaire		026				
<b>ZONE INDO-AUSTRALO-PACIFIQUE</b>						
Australie	100	098 099	089 091			
Inde		085	056 126			
Indonésie			190			
Népal			125			
Pacifique (Iles du)				155		
Sarawak	112					
Sri Lanka			126			
Thaïlande			070			
Viêt-Nam			057			
<b>FOSSILES</b>						
	060 061		033 061 062 184			
	151					

## MYRIAPODA ET ONYCHOPHORA

### LIST OF WORKS PUBLISHED OR IN PRESS IN 1981

Papers already with the printer in 1980 do not figure in the list if they are still in press in 1981.

Since 1977, works in press will be only listed if accompanied by the name of the periodical and the approximate number of pages.

### LISTE DES TRAVAUX PARUS ET SOUS-PRESSE EN 1981

Les notes déjà sous-presse en 1980 et qui le sont encore en 1981 ne figurent pas dans la liste ci-après.

Depuis 1977, les travaux sous-presse ne figurent dans la liste que si le nom du périodique et le nombre approximatif de pages sont indiqués.

### LISTE DER ERSCHIENENEN -UND IM DRUCK -ARBEITEN DES JAHRES 1981

Einige Arbeiten, die sich schon 1980 im Druck befanden, sind es noch 1981 ; demzufolge scheinen sie nicht in der Liste auf.

Seit 1977, werden die Arbeiten im Druck nur auf die Liste stehen, wenn der Name der Zeitschrift und die ungefähre Zahl der Seiten angegeben sind.

- 001 AC. HAR K.P. et CHOWDAIAH B.N..- The use of C-banding technique in the chromosome studies of a millipede species Carlogonus acifer. Caryologia, 33,2: 185-191, 1980
- 002 AGOSTINI S., TERRAGNI F. et ZAPPAROLI M..- La grotta Patrizi (La 183) vel Comune di Cerveteri. Nat. Circ. Speleol. Romano, 24, 1-2: 3-20, 1979
- 003 ALBERT A.M..- Species spectrum and dispersion patterns of Chilopods in three solling habitats. Pedob., sous presse.
- 004 ANDERSSON G..- Post-embryonic development and geographical variation in Sweden of Lithobius crassipes L.K. (Chilopoda: Lithobiidae). Ent. scand., 12: 437-445, 1981
- 005 ANDERSSON G..- Taxonomical studies on the post-embryonic development in Swedish Lithobiomorpha (Chilopoda). Ibid., supp. 15: 105-124, 1981
- 006 ANDERSON J.M..- Bacteria in the food, gut contents and faeces of the litter feeding millipede Glomeris marginata (Villers). Soil Biol. biochem., 12: 251-254, 1980
- 006 b ANDERSON J.M..- Assimilation of <sup>14</sup>C-labelled leaf fibre by the millipede Glomeris marginata (Diplopoda: Glomeridae). Pedob., 23: 120-125, 1982
- 007 ANDERSON J.M. et INESON P..- Interactions between soil Arthropods and microbial populations in carbon, nitrogen and mineral radient fluxes from decomposing leaf litter. in: Nitrogen as an ecological factor. Ed. I. ROSISON and S. Mc NEILL. Blackwell scientific, Oxford, sous presse.
- 008 AOUTI A..- La confection des oothèques pendant la ponte chez Pachybolus laminatus Cook (Diplopoda, Chilognatha). Ann. Univ. Abidjan, E, Ecol., 13: 39-51, 1980
- 009 APFERSON Ch., et AXTELL R.C..- Arthropods associated with shoreline deposits of Eurasian Watermilfoil (Myriophyllum spicatum) in the Currituck Sound, North Carolina, USA. J. Ga. Entomol. Soc., 16, 1: 53-59 .
- 010 BALA SUBRAMANIAN S..- Studies on the nature of the cuticular components of a centipede Scolopendra morsitans (Myriapoda). M. Phil. Thesis Univ. Madras, 1977
- 011 BALA SUBRAMANIAN S..- Nature of carbohydrases in a Centipede Ethmostigmus spinosus (Chilopoda). J. Mad. Univ., 41: 22-27, 1978

- 012 BECK L. et FRIEBE B.- Verwertung von Kohlenhydraten bei Oniscus asellus (Isopoda) und Polydesmus angustus (Diplopoda). Pedobiologia, 21, 1:19-29
- 013 BILINSKI S.- Ultrastructural studies on oogenesis in Symphyla. 2: Cortical granules and the chorion. Cell. Tissue Res., 215, 2:431-436
- 014 BOLOGNA M.A. et ZAPPAROLI M.- Note sulla fauna della grotta della Matagna dei Fiori (Abruzzo, Teramo). Not. Circ. Speleol. Romano, 24, 1-2:81-94, 1979
- 015 CAMATINI M. et SAITA A.- Osservazioni sull'ultrastruttura di alcuni muscoli di Scutigera coleoptrata L. Rend. Cl. Sc. Fis., mat Nat., serVIII, 54, 3: 443-447, 1968
- 016 CARRERAS J. et GRISOLIA S.- Vanate inhibits 2,3-bisphosphoglycerate dependent phosphoglycerate mutases (EC 2.7.5.3.) but does not affect the 2,3 -bisphosphoglycerate independent phosphoglycerate mutases (EC 5.4.2.1.). Biochem Biophys. Res. Commun., 96, 3:1267-1273, 1980
- 017 CONDE B.- Un Pénicillate cavernicole de Majorque. Arch. Sc., sous presse.
- 018 COOPER R.L. et SKINNER J.D.- Importance of termites in the diet of the aard wolf Proteles cristatus in South Africa. S. Afr. J. Zool., 14, 1:5-8, 1979
- 019 CRABILL R.E.-Synonymy by way of teratology (Chilopoda:Lithobiidae). Proc. entomol. Soc. Wash., 83, 2:359
- 020 " .- On the true identity of Zygethobius pontis (Chilopoda Lithobiomorpha:Henicopidae). Ibid., 83, 2:360
- 021 .- The identity of Dysmesus : a new generic synonymy (Chilopoda:Geophilomorpha:Geophilidae). Ibid., 83, 1:174
- 022 CRAWFORD C.S.- Biology of desert Invertebrates. Berlin, Heidelberg, New York: Springer -Verlag. 326pp.
- 023 CRAWFORD C.S. et Mac CLAIN E.L.- Habitat use during winter relative to water balance in a Harpagophoridae millipede from the Namib desert. Madoqua, sous presse.
- 024 CROCKER R.L. et WHITCOMB W.H.- Feeding niches of the big-eyed bugs Geocoris bullatus, Geocoris punctipes, and Geocoris uliginosus (Hemiptera:Heteroptera:Lygoeidae:Geocorinae). Environ. Entomol., 9, 5:508-513, 1980
- 025 DEMANGE J.M.- Myriapoda-Chilopoda in : Contributions à l'étude de la faune terrestre des îles granitiques de l'archipel des Séchelles (Mission P.L.G. Benoit-J.J. van Moll, 1972). Rev. Zool. africaine, 95, 3:623-652

- 026 DEMANGE J.-M..- Contribution à la connaissance de la faune myriapodologique du Zaïre (Myriapoda:Diplopoda). Publ.Ist.entom. Univ.Pavia,15:1-19
- 027 DESCAMPS M..- ~~le~~ ecdysone influence on the spermatocyte growth in Lithobius forficatus L. (Myriapoda:Chilopoda). Autoradiographic (optical level) and ultrastructural studies. Arch. Biol., 92,1:53-65
- 028 ".- Hormonal influence on spermatogenesis in Lithobius forficatus L. (Myriapoda:Chilopoda). 9e Symp. Int. Endocrino comparée, Hong-Kong,1981, sous presse.
- 029 .- Influence of the electrostimulation of the pars intercerebralis on the spermatocyte growth in Lithobius forficatus L. (Myriapoda:Chilopoda).Autoradiographic study.5th Int. Cong. Myriapodology Radford,1981, sous presse.
- 030 DESCAMPS M. et LASSALLE B..- Electrophysiological evidence for direct ecdysteroid action on the brain in Lithobius forficatus L (Myriapoda:Chilopoda). Reprod.Nutr.Devel,21,5A:681-687
- 031 DOHLE W..- Sind die Myriapoden eine monophyletische Gruppe? Eine Diskussion der Verwandtschaftsbeziehungen der Antennaten. Abh. naturwiss. Ver. Hamburg (NF),23:45-104,1980
- 032 DUNGER W. et STEINMETZGER K..- Ökologische Untersuchungen an Diplopoda einer Rasen-Wald-Catena im Thüringer Kalkgebiet. Zool. Jahrb. (Syst.),Jena,108:519-533
- 033 DZIK J..- An early Triassic millipede from Siberia and its evolutionary significance. N. Jb. Geol. Paläont. Mh.,7:395-404
- 034 EASON E.H..- Some new and little-known Southern Asiatic species of Lithobiidae (Chilopoda:Lithobiomorpha). Entom. Scand.,12:327-338
- 035 .- A review of north-west European species of Lithobiomorpha with a revised key to their identification. Zool. J. Linn. Soc. sous presse.
- 036 EASON E.H. et SERRA A..- On a new species of Lithobius from northern Spain. Pub. Depart. Zool.Univ. Barcelona,7:5I-56
- 037 ENGHOFF H..- A cladistic analysis and classification of the millipedes order Iulida. Z. Zool. Syst. Evol.,19,4:285-319
- 038 .- The Zosteractinidae,a Nearctic family of millipedes (Diplopoda,Iulida).Ent. Scand., supp. sous presse.

- 039 ENGHOFF H..- Millipedes (Diplopoda) from the Cape Verde Islands. Courrier Senckenb. Inst., sous presse.
- 040 .- Phylogeny of millipedes a cladistic analysis. Proc. 5th Int. Cong. Myriapodology., sous presse.
- 041 ERNST A..- Die Ultrastruktur der Sinneshaare auf den Antennen von Geophilus longicornis Leach (Myriapoda, Chilopoda). III. Die Sensilla brachyconica. Zool. Jb. Anat., 106:375-399
- 042 .- Die Ultrastruktur der Sinneshaare auf den Antennen von Geophilus longicornis Leach (Myriapoda, Chilopoda). IV. Die Sensilla microtrichoidea. Ibid., sous presse.
- 043 FILKA M. et SHELLEY R.M..- The milliped fauna of the Kings Mountain region of North Carolina (Arthropoda. Diplopoda). Brimleyana, 0(4):1-42, 1980
- 044 FITZGERALD M.E. et REGER J.F..- A morphological and statistical study on neuromuscular junction active sites of Chilopodan (Lithobius forficatus). J. Cell. Biol., 87 (2 part 2):267a, 1980
- 045 de la FUENTE J.A..- Considerations on phylogeny and taxonomy of Arthropods. Bol. Asoc. Esp. entomol., 2:33-40, 1978
- 046 GEOFFROY J.-J..- Etude d'un écosystème forestier. V.-Traits généraux du peuplement de Diplopodes édaphiques. Rev. Ecol. Biol. Sol., 18, 3:357-372
- 047 .- Modalités de la coexistence de deux diplopodes Cylindroiulus punctatus (Leach) et Cylindroiulus nitidus (Verhoeff) dans un écosystème forestier du Bassin parisien. Acta Oecologica Oecol. gen., 2, 3:227-243
- 048 .- Myriapodes troglaphiles des Causses majeurs, récoltés par le spéléo-Club du Berry. Grands Causses, 3:181-195
- 049 .- Quelques Arthropodes cavernicoles terrestres de la région des Causses Majeurs (Crustacés, Arachnides, Myriapodes, Insectes) Bull. Spéléol. Club Causses, sous presse.
- 050 GEOFFROY J.-J., CHRISTOPHE T., MOLFETAS S. et BLANDIN P..- Etude d'un écosystème forestier mixte. III. Traits généraux du peuplement de Macroarthropodes édaphiques. Rev. Ecol. Biol. sol., 18, 1:39-58
- 051 GEOFFROY J.-J., HUGONIOT J.Y. et VIGIER E..- La Loutonnière (Grotte de la Baume): une cavité naturelle du département du Cher. Bull. Bruérois, 44:1-6
- 052 GERSON U..- The associations between pteridophytes and Arthropods. Fern. Gaz., 12, 1:29-45, 1979

- 053 GOLOVATCH S.I..- Some new forms of millipedes (Diplopoda) from  
Caucasus. Ann. Zool., Warszawa, 36, 5:105-116
- 054 .- Diplopoda from Iran (Glomeridellidae, Glomeridae, Platydesmi-  
dae, Polydesmidae). Senck. Biol., 61, 5-6:421-427, 1980/81
- 055 .-Book-review:J.-M. Demange. Les mille-pattes, myriapodes. Ed.  
Boubée, Paris, 1981 (En russe). Zool. Zhurnal, 60, 8:1183-1189
- 056 .- On a small collection of the Paradoxosomatidae (Diplopoda)  
from Kashmir. Senck. Biol., sous presse.
- 057 .- Contributions to the millipede fauna of Vietnam (Diplopoda)  
I. Chordeumatida. Fol. entom. hung., sous presse.
- 058 GROMYSZ KALKOWSKA et STOJALOWSKA W..- Temperature-Metabolism rela-  
tions of two starved species of millipedes (Diplopoda).  
Fol. Biol., sous presse.
- HANNIBAL J..-
- 060 .- The spinose archipolypods : giant millipedes of the Coal  
Age. The Explorer, 23, 2: 15-17
- 061 .- An unusual modified leg on a euphoberiid milliped, and some  
observations on other Palaeozoic Diplopoda (Archipolypoda, Onis-  
comorpha). 5th Int. Congr. Myriapodology, Radford :12, sous presse
- 062 HANNIBAL J.T. et FELDMANN R.M..- Systematics and functional morpho-  
logy of Oniscomorph millipedes (Arthropoda:Diplopoda) from the  
Carboniferous of North America. J. Paleontol., 55, 4:730-746
- 063 HARIDASS E.T., ANANTHAKRISHNAN T.N..- Models for the predatory be-  
havior of some reduviids from southern India (Insecta, Heterop-  
tera, Reduviidae). Proc. Indian Acad. Sci. Anim. Sci., 89, 4:387-  
402, 1980
- 064 HEGAZIE.M., Abd-Elatif M.A., MOURY<sup>S</sup> K.S. et MAAREG F..- Soil fauna  
of dry and irrigated farm systems in the Egyptian western  
desert. J. agric. Sci., 96, 1:99-106
- 065 HOFFMAN R.L..- Spiroboloid millipedes. XI. Status of Spirobolus  
nattereri and some species traditionally associated with it  
(Rhinocricidae). Pap. Avulsos Zool. (Sao Paulo), 33, 8:177-181  
1980
- 066 .- Studies on spirostreptoid millipeds. XVIII. A third contri-  
bution to the knowledge of the genus Urostreptus Silvestri,  
1897. Ibid., 33, 263-274, 1980
- 067 .- Taxonomic and distributional notes on the genus Plagiodes-  
mus ( Oxydesmidae). Rev. Zool. af., 95, 2:425-432

- 068 HOFFMAN R.L.-- On the taxonomic status ,distribution and subspecies of the milliped Pseudotremia fraeta (Chamberlin) (Chordeumatida:Cleidogonidae). Brimleyana,5: 135-144
- 069 .- Chelodesmid studies XIII. A revision of the Brazilian tribe Strongylomorphini. Stud. Neotrop. Fauna Environ.,16:169-184
- 070 .- A new genus and species in the diplopod family Pseudospirobolellidae from Thailand (Spirobolida). Steenstrupia, :181-190
- 071 .- Chelodesmid studies. XVI. Synopsis of the new tribe Platinodesmini,with the proposal of two new genera.Acta Zool. Lilloana, ?
- 072 .- Chelodesmid studies XVII. Revalidation of the generic name Odontopeltis Pocock,1894,with notes<sup>on</sup> species of the group. Myriapodologica,1,9: 55-62
- 073 .- Chelodesmid studies XVIII. On some new or poorly known taxa in the tribe Batodesmini. J. Nat. Hist., sous presse.
- 074 .- The Oxydesmus species of tropical Africa (Polydesmida:Oxydesmidae). Rev. Zool. afr.,sous presse.
- 075 .- The status of Phaeodesmus neglectus Attems,1934. Ibid., sous presse.
- 076 .- Brazilian diplopoda collected by Dr J.B.<sup>von</sup> Spix and described by Maximilian Perty in 1833. Spixiana, sous presse.
- 077 .- Record and descriptions of orodesmid Diplopoda in the Musée royal de l'Afrique centrale. Rev. Zool. afr.,sous presse.
- 078 .- A highly disjunct genus and species of harpagophorid millipeds from east Africa. Ibid., sous presse.
- 079 .- Studies on spirostreptoid millipeds XVII. On the identity of some asiatic species of Harpagophoridae described by E. Tömösvary,1885 and E. Daday,1889. Acta Zool. Hungaricae, sous presse.
- 080 HOFFMAN R.L. et HOWELL K.M.-- An ammodesmid milliped from Tanzania (Polydesmida). Rev. Zool. afr.,95:227-233
- 081 .- A new genus,composed of brightly coloured East African species,in the diplopod family Odontopygidae. Ibid.,95:687-696
- 082 HUBERT M.-- La cuticule proctodéale de Cylindroiulus londinensis Leach (psylopygus Latzel) (Diplopoda:Iuloidea): Etude ultrastructurale des dépressions épicuticulaires.Bull.Mus. nat. Hist. nat., sous presse.
- 083 HÜTHER W.-- Symphylen und Pauropoden des Bausenbergs. Descheniana, sous presse.



- 084 JAMAULT-NAVARRO C..- Cellules neurosécrétrices et trajets axonaux protocérébraux chez Lithobius forficatus. Etude ultrastructurale. Arch. Biol., 92, 2: 203-218
- 085 JANARDANAN K.P. et RAMACHANDRAN P. (Sporozoa: Cephalina) from the polydesmoid millipede Chondromorpha kelaarti (Humbert). Act. Protozool., 20, 4: 411-419
- 086 Janardanan K.P. et RAMACHANDRAN P..- On a new cephalina gregarine, Stenoductus xenoboli n. sp. (Protozoa: Cephalina) from the gut of the millipedes Xenobolus acuticonus Attems and Aulacobolus graveleyi Silvestri. Ind. Acad. Paras., sous presse.
- 087 JANGI B.S. et DASS C.M.S..- Redescription of the indian centipede Cormocephalus pygmaeus Pocock (Chilopoda: Scolopendromorpha; Scolopendridae). J. nat. Hist. London, 15, 1: 63-65
- 088 JEEKEL C.A.W..- Proaspis sahlII, new species of the family Platylphacidae from Guadeloupe, West Indies (Diplopoda, Polydesmidae). Bull. Zool. Mus. Univ. Amst., 7, 9: 81-87, 1980
- 089 .- n° 30 Australia expedition; legit C.A.W. Jeekel and A.M. Jeekel-Rijvers. List of collecting station, together with general notes on the distribution of Millipedes in eastern Australia and Tasmania. Inst. Taxon. Zool. (Zool. Mus.) Univ. Amsterdam: 1-59
- 090 .- Pleuroporodesmus, an aberrant new genus of the family Paradoxosomatidae from Borneo (Diplopoda, Polydesmida). Ent. Ber., Amst., sous presse.
- 091 .- Millipedes from Australia, 1: Antichiropodini from South Australia. Bull. Zool. Mus. Univ. Amst., sous presse.
- 092 JOLY R..- Influence de diverses actions expérimentales provoquant le déclenchement de la mue sur l'activité sécrétoire des glandes cérébrales chez Lithobius forficatus L. (Myriapode; Chilopode). XIIIe coll. Soc. franç. Neuroendocrinologie exp. Bordeaux, sept 1981, sous presse.
- 093 JOLY R. et DESCAMPS M..- Effect of brain electrical stimulation on antennal regeneration in Lithobius forficatus L. (Myriapode: Chilopoda). Reprod. Nut. Devel., 21, 3: 377-382
- 094 JORDANA BUTTICAZ R..- Contribucion al conocimiento de los quilopodos de Navarra (Myriapoda. Chilopoda): relation de especies y localidades. Sous presse.
- 095 KACZMAREK J.E..- Katalog fauny polski. 14. Zeszyt 4: Pareczniki. Katalogu fauny Polski, 36, 1980

- 096 KEAL J.B..- Some Arthropods recently intercepted interring New Zealand in orchids from Honduras. N.Z. entomol., 7, 2: 127-129, 1980
- 097 KENDEIGH S. Ch..- Invertebrate populations of the deciduous forest: Fluctuations and relations to weather. ISBN 0-252-00737-9, 1979
- 098 KOCH L.E..- Intraspecific variation and geographic distribution of two species of Scolopendra in Australia. Proc. 5th Int. Congr. Myriapodology, Radford, sous presse.
- 099 .- Taxonomy of the centipede Scolopendra laeta Haase (Chilopoda: Scolopendridae) in Australia. Zool. J. Linn Soc., sous presse.
- 100 KOCH L.E. et MAJER J.D..- A phenological investigation of various Invertebrates in forest and woodland areas in the south west of Western Australia. J.R. Soc. West Australia, 63, 1: 21-28, 1980
- 101 KONDEVA E.A..- Feeding activity of the millipede Pachyiulus flavipes (Diplopoda, Pachyiulida) and its role in the decomposition of leaf litter. Dokl. Biol. Sci. (Engl. transl. Dokl. Akad. Nauk SSSR ser. Biol.), 254, 1-6: 445-447, 1980
- 102 KRISHNAMURPHY R. et SULTANA T..- A new flagellata Monocercomonoides spirostreptae new species (Mastigophora, Oxymenadida), from the millipeds in Maharashtra, India. Act. Parasitol. Pol., 27, 29-45: 257-260, 1980
- 103 KUMAR R., SHUKLA S.C. et TRIPATHI S.P..- Phosphatase activity in the gut of millipede Gonoplectus malayus (Carl). J. Adv. Zool., 2, 1: 63-64
- 104 LALPOTU P.A..- Studies<sup>on</sup> ciliates of the genus Nyctotherus: 3: Parasites of millipedes. Arch. Protistenkd., 123, 3: 261-266, 1980
- 105 LAWRENCE R.F..- The defences of millipedes. The Naturalist, 25, 1: 31-35
- 106 .- Spiders of Maputaland with notes on some associated Arthropodes. in: Studies on the ecology of Maputaland ", Rhodes Univ.: Grahamstown, S. Africa
- 107 .- A peculiar animal, the pincushion Millipede'. The Naturalist, 25, 2: 22-26
- 108 .- Centipedes and millipedes of Southern Africa. sous presse. A.A. Balkama Publisher, Cape Town.
- 109 LEVINE N.D..- Some corrections of coccidian (Apicomplexa: Protozoa) nomenclature. J. Parasitol., 66, 5: 830-834, 1980

- 110 LEWIS J.G.E..- Swimming in the centipede Scolopendra subspinipes Leach (Chilopoda, Scolopendromorpha). Entomol. Mon. Mag., 116, 1392-1395:121-122, 1980
- 111 .- The biology of centipedes. Cambridge Univ. Press , London, Cambridge, N.Y., New Rochelle, Sydney, 476pp.
- 112 .- The relative abundance of myriapods in the Gunung Mulu National Park, Sarawak. Ent. mon. Mag., 116:219-220
- 113 LITTLEWOOD P.M.H..- Intraspecific communication in Lithobius forficatus (Linn.) and the role of the coxals glands. 5th Int. Congr. Myriapodology, Radford, sous presse.
- 114 LOSER S., MAYER E. et THALER K..- Untersuchungen über die Verbreitung von Bodenarthropoda (C<sup>o</sup>leoptera, Diplopoda, Arachnida, Isopoda) im Bereich des " Murnauer Moos" und der angrenzenden westlichen Hanglagen mit Hilfe von Barberfallen. sous presse.
- 115 Mac MILLAN M.A. et SEMLITSCH R.D..- Prey of the dwarf Salamander, Eurycea quadridigitata, in South Carolina, USA. J. Herpetol., 14, 4, 424-426, 1980
- 116 MADER HA-JO et MUHLENBERG M..- Species composition and distribution with natural resources of a little habitat island, exemplified by the carabid population. Pedobiologia, 21, 1:46-59
- 117 MANIER J.-F. et ORMIERES R..- Châpignons du stomodeum des myriapodes Ann. Sci. Nat. Zool. Biol. anim., ISSN-4339, 2, 3:151-165, 1980
- 118 MARQUES A. et ORMIERES R..- Le "noyau protoméritique " et les structures périodiques chez les Eugrégérines Dactylophoridae Léger, 1892, parasites de Myriapodes Chilopodes; Etudes structurale. Ann. Sc. Nat., sous presse.
- 119 MATIC Z..- Nouveautés sur la faune des Chilopodes de Yougoslavie. Biol. vestn. Ljubljana, 27, 2:147-155, 1979
- 120 .- Un intéressant cas de tératologie chez l'espèce Lithobius doriae (Poc.) (Lithobiomorpha: Chilopoda). Stud. Univ. B. B. Biol., 26, 2:13-14
- 121 MATIC Z. et LASZLO R..- Monotarsobius paucicollatus n.sp. (Chilopoda, Lithobiidae) o specie noua pentru stünța. Ibid., 25, 2: 41-43, 1980
- 122 MAURIES J.-P..- Description d'une espèce nouvelle et d'un genre nouveau de diplopodes Polydesmides hypogés récoltés dans l'arrondissement de Béziers (Hérault). Bull. Soc. Hist. nat. Toulouse, 116, 3-3:228-234, 1980/81

- 123 MAURIES J.-P.- Diplopodes Chilognathes de la Guadeloupe et ses dépendances. Bull. Mus. nat. Hist. nat. Paris, (4), 2, A, 4: 1059-1111, 1980/81
- 124 .- Cambalides nouveaux et peu connus d'Asie, d'Amérique et d'Océanie. I. Cambalidae et Cambalopsidae. Ibid., sous presse.
- 125 .- Myriapodes du Népal (Mission I. Löbl et Smetana, 1981). I. Diplopodes Iuliformes. Rev. Suisse Zool., sous presse.
- 126 .- Craspedosomides du Zoologisk Museum: deux genres nouveaux et trois espèces nouvelles d'Algérie, Cachemire et Sri Lanka: leur place dans la classification. Steenstrupia, sous presse.
- 127 .- Diplopoda de l'Iran: Persedicus n.g. (Craspedosoma-Anthroleucosomidae). Senckenb. Biol., sous presse.
- 128 .- Dolichoilulus tongiogii (Strasser), diplopode halophile nouveau pour la faune de France. Remarques sur la classification des Pachyiulini (Myriapoda, Diplopoda, Iulida). Bull. Mus. Hist. Nat. Paris, sous presse.
- 129 .- Un nouveau diplopode polydesmide cavernicole du département du Gard: Mastigonodesmus fagniezi n.sp. (Polydesmidea, Mastigonodesmidae). Bull. Soc. Hist. Nat. Toulouse, sous presse.
- 130 .- Diplopodes épigés et cavernicoles des Pyrénées espagnoles et des Mts Cantabriques. IX. Asturosoma nouveau genre (Diplopoda, Craspedosomida). Ibid., sous presse.
- 131 MAURIES J.-P. et GEOFFROY J.J.- Découverte, dans les Causses majeurs, d'une remarquable espèce cavernicole du genre Opisthocheiron Ribaut, 1913 (Diplopoda, Craspedosomida, Opisthocheiridae). Ibid., sous presse.
- 132 MAURIES J.-P. et MAURIN M.- Pyrgodesmidae et Cryptodesmidae (Diplopoda, Polydesmida) de la forêt de Téké, Côte-d'Ivoire. Bull. Mus. Nat. Hist. nat. Paris, (4), 3, A, 1: 187-202
- 133 MIKHALYOVA E.V.- Millipedes (Diplopoda) in broadleaved and mixed coniferous-deciduous forests of Lazovsky reservation in: Fauna and biology of insects of Primorie and Kamchatsky peninsula. Vladivostok, 84-91
- 134 .- Fauna of Diplopoda of the southern Soviet Far East in: The problems of soil zoology, Kiv, 140-141
- 135 .- New Millipedes of the family Julidae (Diplopoda) from the USSR Far East. Zool. Zh., 61, 2: 210-216, 1982

- 136 MIKHALYOVA E.V. et GOLOVATCH S.I..- Polymorphism in a species of the genus Epanerchodus Attems, 1901 (Diplopoda, Polydesmidae) from the Soviet Far East. Zool. Zh., 9, 8: 1183-1189
- 137 MINELLI A..- Distribution, taxonomy and ecology of some centipedes from the provinces of Trento and Bolzano, Northern Italy. Studi Trentini Sc. Nat., 57, Acta Biol., :83-93, 1980:81
- 138 .- Contributi alla conoscenza dei Chilopodi Geofilomorfi finora riferiti ai generi Henia e Chaetechelyne (Chilopoda, Geophilomorpha). Mem. Soc. ent. ital., sous presse.
- 139 .- Il Chilopodi nell'ambiente dei boschi planiziani padano-veneti. Quaderni Progretto Finalizzato C.N.R. "Qualita dell'ambiente, sous presse.
- 140 .- Un nuovo Chilopodo italiano, Acanthogeophilus dentiger n.g. n.sp. (Geophilomorpha, Geophilidae). Boll. Mus. civ. St. nat. Verona, sous presse.
- 141 .- Le strategie riproduttive di alcuni artropodi de faggeta. Nat. Montagna, 4, sous presse.
- 142 .- Catalogo dei Chilopodi e Diplopodi delle caverne italiane. Boll. Mus. civ. St. nat. Verona, sous presse.
- 143 .- Chilopodi e Diplopodi cavernicoli italiani. Lav. Soc. ital. Biogeogr., N.S., 7, sous presse.
- 144 MINELLI A., SPOLAOR A. et TORTANI S..- I Chilopodi delle Isol Eolie. Animalia, Catania, sous presse.
- 145 MINELLI A. et ZAPPAROLI M..- Chilopodi del Parco Nazionale del Circeo. Ibid., sous presse'.
- 146 MINORANSKII V.A..- Effect of irrigation on mesofauna of fields under beet cultivation. Izv. Sev.-Kavk Nauchn Tsentsa Vyssh Shk Estestv Naüki, 0, 1:92-102, 1980
- 147 MOHAMMED A.H., ZAID E., EL-BEICH N.M. et ABD EL-AAL A..- Effects of an extract from the centipede Scolopendra morsitans on intestine, uterus and heart contractions and on blood glucose and liver and muscle glycogen levels. Toxicon, 18, 5-6: 581-589, 1980.
- 148 MOLODOVA L.P. .- Soil mesofauna in oak forests of the Zhiguli Mountains, Russian SFSR, USSR. Zool. Zh., 59, 2: 300-302, 1980
- 149 .- Characteristics of distribution of soil mesofauna in the vicinity of oil wells. Ekologiya, 0, 3: 89-91

- 150 MOLON-NOBLOT S. et DESPORTES I..-Etude ultrastructurale de la gamétogenèse chez le Grégarine Grbnikiella gracillis (Grbnecki) (Sporozoaire) parasite de la Scolopendre Scolopendra cingulata L. Protistologia,16,3:395-412,1980
- 151 MULLER A.H..- Lehrbuch der Palaeozoologie,Band 2. Invertebraten'. Teil 3. Arthropoda 2. Hemichordata (Textbook of Palaeozoology) G. Fischer Verl. ed.,748 pp.,1978
- 152 NAIR V.S. .- The probable neurosecretory control of vitellogenesis in the millipede Jonespeltis splendidus Verhoeff (Diplopoda, Myriapoda). Entom.,6,1:7-14
- 153 NEGREA A. et NEGREA St..- Considérations sur les écosystèmes des grottes de Comanue et Popovut (Banat,Roumanie). Trav. Inst. speol E. Racovitza, sous presse.
- 154 NGUYEN -DUY M..- Ultrastructure des organes sensoriels de l'antenne de Polyxenus lagurus L. (Diplopoda,Pénicillates). I. Les cônes sensoriels apicaux du 8e article antennaire.Ann. Sc. nat.,Zool. Paris,(13),3:95-114
- 155 NGUYEN -DUY M. et CONDE B..- Lophoproctidés insulaires de l'Océan Pacifique. Bull. Mus. nat. Hist. nat., sous presse.
- 156 NYFFELER M. et BENZ G..-Field studies on feeding ecology of spiders: Observations in the region of Zurich (Switzerland). Anz. Schädlingskd Pflanzenschutz Umweltschutz, 54,3:33-39
- 157 PAOLETTI M.G..- La diffusion des troglobies dans les cavernes et le sol des Préalpes vénitiennes.Mém. Biospéol.,St Girons,7: 63-75,1980
- 158 PEDROLI-CHRISTEN A..- Etude des peuplements de Diplopedes dans six associations forestières du Jura et du plateau suisse (Région neuchateloise). Bull. Soc. neuchat.Sc. nat.,104:89-106
- 159 PEITSALMI M..- Population structure ans seasonal changes in activity of Proteroiulus fuscus (Am Stein)(Diplopoda,Blaniulidae). Act. Zool. Fen.,161:1-66
- 160 PENTEADO C.H.S. et MENDES E.G..- Respiratory metabolism and tolerance in a tropical millipede Rhinocricus padbergi Verhoeff, 1938.III. the responses to temperature variations.Rev.Brasil Biol.,41,3:499-509
- 161 PEREIRA L.A..- Estudios sobre Geofilomorfos neotropicales II Nuevas aportes al conicimiento de Ctenophilus nesiotes (Chamb., 1918)(Chilopoda;Geophilomorpha,Schendylidae). Neotropica, sous presse.

- 162 PEREIRA L.A..- Estudios sobre Geofilomorfos neotropicales .III.  
Sobre la presencia del genero Geoperingueyia Attems en la re-  
gion neotropicale.(Chilopoda:Geophilomorpha;Geophilidae).  
Rev.Soc.Ent.Arg., sous presse.
- 163 .- Estudios sobre Geofilomorfos neotropicales.IV. Sobre cuatro  
especies nuevas del genero Schendylurus Silvestri,1907 (Chilo-  
poda:Geophilomorpha:Schendylidae). Ibid., sous presse.
- 164 PIROG Z. et STOJALOWSKA W..- Taxonometric analysis of distribution  
of Diplopoda in Poland.Folia Biologica, sous presse.
- 165 REGER J.F. et FITZGERALD M.E..- A correlated thin section freeze-  
fracture study on membrane specializations in neuromuscular  
junctions of fast-acting muscles fibers of the chilopodan,  
Lithobius forficatus L. Anat. Rec.,196,3:153A,1980
- 166 .- A correlated thin section freeze-fracture study on the neuro-  
muscular junctions of fast-intersegmental muscle of the chilo-  
podan ,Lithobius forficatus L..J. submicrosc. Cytol.,13,1:1-16
- 167 REGER J.F.,FITZGERALD M.E. et CAMATINI M..- A correlated thin-  
section freeze-fracture study on plasmalemmal and mitochon-  
drial membrane specializations in the principle piece of sper-  
matozoa from the chilopodan Lithobius forficatus.J. Ultrastruct.  
Res.,73,2:157-168,1980
- 168 ROSENBERG J. et BAHR E..- Coxalorgane bei Chilopoden; Feinstruk-  
tur und Ionen-Transport. Verh. Deutschr. ges., :263
- 169 RUHBERG H..- Sexual differentiation and behaviour of Onychophora  
in: Reproductive biology of Invertebrates,IV. Adiyodi K.G. et  
Adiyodi R.G. ed.,Willey Sons. sous presse.
- 170 .- Accessory sex glands of Onychophora in: Ibid., sous presse.
- 171 SAHLI F..- Périodomorphose et mâles intercalaires chez Pachyiulus  
fuscipes (C.L.Koch) en Yougoslavie (Myriapoda,Diplopoda).  
Bull. Soc. Zool. France,105,4:505-510,
- 172 .- Sur l'existence de Proteroiulus fuscus (Am Stein) (Myriapoda,  
Diplopoda) dans les Alpes-Maritimes et remarques sur la pério-  
domorphose. Bull. Sc. Bourgogne,33:29-32,1980
- 173 .- Présence de Leptoiulus simplex glacialis (Verh.) en Côte-  
d'Or et remarques sur l'intérêt écologique et l'importance bio-  
géographique des Myriapodes Diplopodes en général.Ibid.,33:  
17-21,1980
- 174 .- Découverte de Callipus foetidissimus (Savi)(Myriapoda;Di-  
plopoda) à l'air libre en Côte-d'Or et analyse des biotopes de  
cette espèce. Ibid.,34:13-16

- 176 SAHLI F..- Aspects of the neurosecretory system relevant to the classification of the juliform millipeds. 5th Int. Congr. Myriapodology, Radford, sous presse.
- 177 .- The burgundus-type males in Diplopoda. Ibid., sous presse.
- 178 SAMEDOV N.G. et BABABEKOVA L.A..- Landscape variations of meso-population amount and biomass in soils of minor Caucasus region in Azerbaijan, USSR. Pedobiologia, 20, 6: 387-393, 1980
- 179 SCHELLER U..- The Pauropoda and Symphyla of the Geneva, Switzerland Museum: 8. Pauropoda collected in Greece by Bernard Hauser (Myriapoda). Rev. Suisse Zool., 88, 1: 101-108
- 180 .- Pauropodidae and Eurypauropodidae (Myriapoda, Pauropoda) from the USSR. Ent. Scand., 12: 163-172
- 181 SCHLUTER U..- The anal glands of Rhapidostreptus virgator (Diplopoda, Spirostreptidae) I. Appearance during the intermoult cycle. Zoomorphol., sous presse.
- 182 SCHÖNRÖCK G.U..- Zur Häutung der antennalen Sensillen bei der bandfüssler-Art Polydesmus coriaceus (Diplopoda: Polydesmidae) Entom. Generalis, 7, 2: 157-160
- 183 SHARMA B.D. et SHARMA Tej..- Myriapods and ants found in the gut contents of Agkistrodon himalayanus in Kashmir Himalayas, India. Snake, 12, 1-2: 54-55, 1980
- 184 SHEAR W.A..- Two fossil millipeds from the Dominican amber (Diplopoda, Siphonophoridae). Myriapodologica, 1, 8: 51-54
- 185 .- The milliped family Tingupidae (Diplopoda, Chordeumida, Bran-nerioidea). Am. Mus. Navit., 2715: 1-20
- 186 .- Cabraca unigon n.g. a remarkable new cleidogonid milliped from Mexico. Myriapodologica, sous presse.
- 187 .- Millipeds from Mexican and central American caves. IV. Ass. Mex. Cave Studies, 7 sous presse.
- 188 SHELLEY R.M..- A new trachelodesmine genus and species from the Amazon region of Columbia and Ecuador (Diplopoda: Polydesmida: Chelodesmidae). Stud. Neotrop. Fauna Envir., 16, 1: 45-50
- 189 .- The identity and status of Cambala washingtonensis (Diplopoda: Spirostreptida: Cambalidae). Entom. news, 92, 2: 75-78
- 190 .- Revision of the milliped genus Sigmoria (Polydesmida: Xystodesmidae). Mem. Amer. entom. Soc., 33: 1-40
- 191 .- A new Xystodesmid milliped genus and three new species from Piedmont South Carolina (Polydesmida: Xystodesmidae). Proc. Biol. Soc. Wash., 94, 4: 949-967



- 192 SHELLEY R.M..- A new milliped of the genus Brevigonus from South Carolina, with comments on the genus and B. shelfordi (Loomis) (Polydesmida: Xystodesmidae). Brimleyana, sous presse.
- 193 SHINOHARA K..- Myriapods from the garden of Nasu Imperial Villa. Edaphologia, 24: 51-53
- 194 .- On sprawling of myriapod-injuries on city. Jap. J. Sanitary Zool., 32, 3: 249-250
- 195 .- Chilopods and Diplopods of the National Park for Nature Study in Tokyo, based on the 1978-79 investigations. Miscell. Rep. Nat. Park Nature Study, 12: 89-91
- 196 .- Two species of Strigamia from Japan. Act. Arachnol., sous presse.
- 197 SHUKLA G.S..- Free amino acids in the alimentary canal, gut contents and excreta of Gonoplectus malayus (Myriapoda). J. anim. Morphol. Physiol., 26, 1-2: 314-316, 1979
- 198 .- Histomorphology and physiology of alimentary canal of millipede Trigoniulus lumbricinus (Gerstäcker). Thèse Ph D. Univ. Gosalenpur (India)
- 199 SHUKLA G.S. et MISRA S.R..- Morphology of malpighian tubules of the millipede: Trigoniulus lumbricinus. J. anim. Morphol. Physiol., 27, 1-2: 45-49, 1980
- 200 SHUKLA G.S. et SHUKLA S.C..- Nature of gut invertase in millipede Trigoniulus lumbricinus (Gerstäcker) with special reference to its activity in the midgut. J. Adv. Zool., 1, 2: 86-93, 1980
- 201 SHUKLA G.S. et SHUKLA S.C..- Physiology of digestion in millipede Trigoniulus lumbricinus (Gerstäcker). Ind. J. Entom., sous presse.
- 202 .- Amylase activity in the gut of millipede Trigoniulus lumbricinus (Gerstäcker). 5th Int. Congr. Myriapodology, Radford, sous presse.
- 203 SHUKLA S.C. et TRIPATHI S.P..- Water-relation of millipede Trigoniulus lumbricinus (Gerstäcker). Ibid., sous presse.
- 204 SHUKLA et KUMAR R..- Effect of pesticides in the gut of millipede Trigoniulus lumbricinus (Gerstäcker). Ibid., sous presse.
- 205 SNIDER R.M..- Growth and survival of Polydesmus inconstans (Diplopoda: Polydesmidae) at constant temperatures. Pedobiologia, 22: 345-359
- 206 .- The reproductive biology of Polydesmus inconstans (Diplopoda: Polydesmidae) at constant temperatures. Ibid., 22: 354-365

- 207 SNIDER R.M. et SHADY J.H..- The ecobiology of Trachelipus rathkei (Isopoda). Pedobiologia, 20:394-410,1980
- 208 SOMASUNDARAM P. et CHOCKALINGAM.- Influence of food quality and its utilization in millipede Spirostreptus asthenes.Geobios (Jodhpur), 8,2:49-51
- 209 STEINMETZGER K..- Chilopoden aus Fallenfängen im Waldgebiet Hakel in nordöstlichen Hartzvorland der DDR.Hercynia N.F. sous presse.
- 210 .- Die Diplopoden des Waldgebietes Hakel im nordöstlichen Harzvorland der DDR. Ibid., sous presse.
- 211 SUMMERS G. et BADORTES H..- A compact sampling device for ecological studies of cryptozoan communities. Entom. News, 92:203-206
- 212 SUMMERS G., BEATTY J.A. et MAGNUSON N..- A checklist of Illinois Centipedes (Chilopoda). Great Lakes entomol, ISSN0090-0222 (USA), 13,4:241-257,1980
- 213 .- A checklist of Illinois centipedes (ilopoda):supplement. Ibid., 14:59-62
- 214 TAKANO M..- On the Chilopoda and Diplopoda from some Japanese Seashores. Atypus, 76:52-62,1980
- 214b .- Taxonomical studies on the Japanese Myriapoda. II. A new species of the genus Hyleoglomeris (Diplopoda, Glomeridae) from Kumamoto Prefecture in southwest Japan. Edaphologia, 24: :35-38
- 215 TAYLOR E.C..- Role of microbially acquired enzymes in digestion of cellulose by desert millipedes.Abstr. Ann. Meet. Am. Soc. Microbiol. n81,0:91
- 216 TISCHLER W..- Isopoda and Myriapoda of a city park compared with surroundings of a city: The problem of urban biology. Drosera, 80,2:41-52,1980
- 217 TRIPATHI S.P. et SINGH R.N..- Mouth parts of millipede Gonoplectus malayus (Carl). Zool. Beitr., 26,2:245-248,1980
- 218 VICENTE M.C..- Diplopodos Polydesmidos de Zamora, Salamanca y Caceres.Descripcion de una nueva especie del genero Polydesmus Latreille, 1802-03 (Diplopoda ., Polydesmidae). Miscellanea Zool., 5:21-23
- 219 WURMLI M..- Statistische Untersuchungen zur Systematik und postembryonalen Entwicklung der Scolopendra canidens Gruppe (Chilopoda:Scolopendromorpha:Scolopendridae). Sber.Österr.Akad.Wiss. Math.Naturw. Kl., 1,189:315-35",1980

- 220 YATES L.R. et CROSSLEY D.A..- Cesium.134 and strontium.85 turnover :  
rates in the chilopoda Scolopocryptops nigridia (Myriapoda).  
Pedobiologia, 21, 3:145-151
- 221 ZALESSKAJA N.T., TITOVA L.P. et GOLOVATCH S.I..- Myriapoda in:  
La faune du sol de Moscou et de son environ. Moscou, Ed. " Naouka ", sous presse.
- 222 ZAPPAROLI M..- Problemi systematici e note geonemiche di alcune  
specie di Chilopodi della fauna del Marocco. Boll. Ass. Roma-  
na Entom., sous presse.
- 223 .- Su Lithobius dahli Verhoeff, 1925. Boll., Mus. Civ. St. Nat.  
Verona, sous presse.
- 224 ZHANG CHONG-ZHOU et LI-ZHI-YING.- Eine neue Art Archandrodesmus-  
Art (Diplopoda) aus China. Acta Zootaxonomica Sinica, 6, 3:  
250-252
- 225 .- Uber Bilingulidae fam. nov. (Diplopoda: Spirostreptida) aus  
dem Südchinesischen Karstgebiete. Ibid., 6, 4: 373-377
- 226 .- Centrodesmus cornutus sp. nov., eine neue Diplopoden-Art  
(Paradoxosomatidae, Polydesmida) aus dem Süd-China. Ibid., sous  
presse.

C O L L A B O R A T E U R S

- |                               |                                     |
|-------------------------------|-------------------------------------|
| ABD EL-AAL A..- cf. 147       | EL-BEICH N.M..- cf. 147             |
| ABD-ELATIF M.A..- cf. 064     | FELDMANN R.M..- 062                 |
| ANANTHAKRISHNAN T.N..-cf. 063 | FITZGERALD M.E..- cf. 165, 166, 167 |
| AXTELL R.C..- cf. 009         | FREIBE B..- cf. 012                 |
| BABEKOVA L.A..- cf. 178       | GEOFFROY J.-J..- cf. 131            |
| BADORTES H..- cf. 211         | GOLOVATCH S.I..- cf. 136, 221       |
| BÄHR E..- cf. 168             | GRISOLIA S..- cf. 016               |
| BEATTY J.A..- cf. 212, 213    | HOWELL K.M..- cf. 080, 081          |
| BENZ G..- cf..- 156           | HUGONIOT J.Y..- cf. 051             |
| BLANDIN P..- cf. 050          | INESON P..- cf..007                 |
| CAMATINI M..- cf. 167         | KUMAR R..- cf. 204                  |
| CHOCKALINGAM cf. 208          | LASSALE B..- cf. 030                |
| CHOWDAIAH B.N..- cf. 001      | LASZLO R..- cf. 121                 |
| CHRISTOPHE T..- cf. 050       | LI-ZHI-YING.- cf. 224, 225, 226     |
| CONDE B..- cf. 155            | CROSSLEY D.A..-cf. 220              |
| DASS C.M.S..- cf. 087         | MAAREG F..- cf. 064                 |
| DESCAMPS M..- cf. 093         | MAC CLAIN E.L..- cf. 023            |
| DESPORTES I..- cf. 150        | MAGNUSON N..- cf. 212, 213          |
|                               | MAJER J.D..- cf. 100                |

- |                             |                                   |
|-----------------------------|-----------------------------------|
| MAURIN M..- cf. 132         | SHUKLA S.C..- cf. 103,200,201,202 |
| MENDES E.G ..-cf. 160       | SINGH R.N..- cf. 217              |
| MEYER E..- cf. 114          | SKINNER J.D..- cf. 018            |
| MISRA S.R..- cf. 199        | SPOLAOR A..- cf. 144              |
| MOLFETAS S..- cf. 050       | STEINMETZGER K..- cf. 032         |
| MOURSY K.S..- cf. 064       | STOJALOWSKA W..- cf. 058,164      |
| MUHLENBERG M..- cf. 116     | STORCH V..- cf. 170               |
| NEGREA St..- cf. 153        | SULTANA .- cf. 102                |
| ORMIERES R..- cf. 117,118   | TERRAGNI F..- cf. 002             |
| RAMACHANDRAN .- cf. 085,086 | THALER K..- cf. 114               |
| REGER J.F..- cf. 044        | TITOVA L.P..- cf.221              |
| SAITA A..- cf. 015          | TORTANI S..- cf. 144              |
| SEMLITSCH R.D..- cf. 115    | TRIPATHI S.P..- cf. 103,203,204   |
| SERRA A..- cf. 036          | VIGIER E..- cf. 051               |
| SHADDY J.H..- cf. 207       | WITCOMB W.H..- cf. 024            |
| SHARMA Tej..- cf. 183       | ZAID E..- cf. 147                 |
| SHELLEY R.M..- cf. 043      | ZAPPAROLI M..- cf. 002,014,145    |

A D D E N D A

- 227 JUBERTHIE - JUPEAU L..- Myriapoda in: Neurohemal organs in Arthropoda. Gupta ed. sous presse
- 228 KRZYSZTOGOWICZ A..- The ultrastructure of spermatogonia in Hanseniella nivea (Symphyla, Myriapoda). Folia Biol., 29, 2:89-92
- 229 MIKHALIJOVA E.V..- Millipedes of the genus Levizonus (Diplopoda, Xystodesmidae) from the Soviet Far East. Bull. Soc. Natural. Moscou (Biol.), 86, 3:62-67
- 230 .- New species of Polyzonium (Diplopoda, Polyzoniidae) from Siberia and Far East. Zool Zh., 60, 2:778-782

## SUJETS ACTUELLEMENT ABORDES OU °EN PROJET

*Cette rubrique n'est pas complète. Elle est la somme des renseignements transmis par 95 collègues qui ont bien voulu répondre à notre questionnaire, ce dont nous les remercions bien vivement.*

## MATTERS BEING DEALT OR °SCHEDULED

*This list is not claimed to be complete. It consists in all information passed to us by 95 colleagues who were kind enough to answer our questionnaire, for which we thank them very much.*

## BEREITS LAUFENDE ODER °IN VORBEREITUNG BEFINDLICHE VORHABEN

*Dieser Abschnitt erhebt keinen Anspruch darauf vollständig zu sein. Er enthält die Summe der Hinweise, die uns durch 95 Kollegen zugegangen sind, welche so freundlich waren, unsere Fragebogen zu beantworten, und denen wir verbindlich danken möchten.*

## OUVRAGES GENERAUX :

DEMANGE , Traité de Zoologie du Prof. P.P. Grassé (en coll. avec Mme et MM. Condé, Descamps, Herbaut, Geoffroy, Joly, Juberthie-Jupeau, Mauriès, Sahli).

DOHLE , Myriapoda in Morphogenese der Tiere (Ed. Seidel).

DUNGER , nouvelle version de "Myriapoda" pour "Lehrbuch der Speziellen Zoologie (Kästner) , prévu pour 1983.

HOFFMAN , manuel des Diplopodes Néarctiques.

JUBERTHIE-JUPEAU, Myriapodes in "Neurohemal organs in Arthropoda" (Gupta Ed.)

LAWRENCE, Centipeds and Millipeds of Southern Africa (A.A. Balkema, Cape Town).

## STRUCTURE ET PHYSIOLOGIE :

### MORPHOLOGIE :

HASENHUETL, Eurypœuropodidae.

KANE, Polyxenus lagurus en Amérique du Nord.

RAVOUX, Symphyles.

### VARIATIONS, STATISTIQUES :

KOREN, variabilité intrafamiliale des Cryptopidae (Autriche).

WÜRMLI, ° études statistiques chez Lithobius.

### TEGUMENTS :

HUBERT, °dépressions épicuticulaires des Diplopodes.

SCHLUTER, tégument interne des Diplopodes.

SULOCHANA , inhibiteurs de la synthèse de chitine (en rapport avec métabolisme).

### SENSILLES :

ERNST, sensilles cuticulaires antennaires des Geophilides (ultrastructure).

FRANKLIN, °structure et fonction du "finger organ" de Polydesmus inconstans.

HAUPT, °étude comparative du développement des organes sensoriels.

NGUYEN-DUY, ultrastructure des organes sensoriels antennaires (Polyxenus lagurus).

SCHONROCK, développement des antennes et des sensilles chez les jeunes Polydesmus inconstans (ultrastructure)

**SYSTEME NERVEUX, NEUROSECRETION, NEUROPHYSIOLOGIE:**

DESCAMPS, activité électrique (Lithobius) spontanée des cellules neurosécrétrices cérébrales; influence des neurotransmetteurs; °action des neurotransmetteurs sur JAMAULT-NAVARRO, neurosécrétions cérébrales (Lithobius). spermatogenese.  
 JOLY, mise en évidence des cholinestérases et des neurotransmetteurs dans le système nerveux central et les glandes endocrines (Lithobius).  
 JUBERTHIE-JUPEAU, organes neurohémaux.

SAHLI, endocrinologie des Cambalida et Colobognatha.

**APPAREIL DIGESTIF, DIGESTION, ALIMENTATION :**

ANDERSON, °rôle des bactéries dans le tube digestif des Diplopodes.  
 HUBERT M., différenciations proctodéales (Diplopoda).  
 LAFFERT, cytologie des glandes chloragogènes et de l'appareil digestif (Scaphiostreptus).  
 SEIFERT, appareil digestif des Pauropodes.  
 STRIGANOVA, nourriture des myriapodes de forêts tropicales.

**APPAREIL RESPIRATOIRE, RESPIRATION, METABOLISME :**

CHOCKALINGHAM, métabolisme des myriapodes.  
 PENTEADO, régulation respiratoire (Arthropodes); acclimatation thermique et métabolique des diplopodes tropicaux.  
 SEIFERT, appareil respiratoire des Pauropodes STOJALOWSKA, métabolisme respiratoire (Diplopoda).

**APPAREIL CIRCULATOIRE, HEMOLYMPHE :**

BALA SUBRAMANIAN, biochimie de l'hémolymphe des myriapodes.

**APPAREIL EXCRETEUR, EXCRETION :**

HUBERT M., différenciations proctodéales (Diplopoda).  
 ROSENBERG, °rein maxillaire des Chilopodes.  
 SEIFERT, °néphrocytes et organes de Malpighi des Pauropodes.

**GLANDES, SECRETIONS :**

JOLY, glandes endocrines (voir NEUROSECRETION); °action des hormones exogènes au niveau cellulaire (Lithobius).  
 LITTLEWOOD, structure et fonction des glandes coxales des Chilopodes.  
 NGUYEN-DUY, °ultrastructure et cycle des glandes filières (Callipus foetidissimus).  
 ROSENBERG, glandes coxales des Chilopodes; glandes ventrales des Geophilomorphes.  
 SCHLUTER, glandes exocrines des Diplopodes.  
 SEIFERT, évolution de l'organe producteur d'ecdystéroïdes (Arthropoda).

**APPAREIL GENITAL, voir REPRODUCTION et DEVELOPPEMENT**

**ULTRASTRUCTURE :**

BELLAIRS, larves de Streptogonopus phipsoni.  
 ERNST, sensilles antennaires de Geophilides.  
 MARQUES, voir PARASITISME.  
 NGUYEN-DUY, organes sensoriels antennaires de Polyxenus lagurus. °filières de Callipus.  
 SCHONROCK, développement des antennes et sensilles de Polydesmus.

**EXPERIMENTATION:**

JOLY, voir NEUROSECRETION :  
 SAHLI, voir PERIODOMORPHOSE.

**REPRODUCTION ET DEVELOPPEMENT :**

**APPAREIL GENITAL :**

SAITA, appareil génital des Chilopodes.

**GAMETOGENESE :**

DESCAMPS, métabolisme des spermatocytes (Lithobius); °action des neurotransmetteurs sur la spermatogenese.

**DEVELOPPEMENT POSTEMBRYONNAIRE:**

- ANDERSSON, Lithobiomorpha.  
 BANERJEE, Trigoniulus lumbricinus.  
 BELLAIRS, Streptogonopus phipsoni.  
 HASENHUETL, Eurypauropodidae.  
 MINELLI, Chilopoda.  
 SAHLI, cycle de Diplopodes nuisibles aux cultures.  
 SCHONROCK, jeunes stades de Polydesmus inconstans; développement des antennes et sensilles.

**PERIODOMORPHOSE:**

- SAHLI, recherches expérimentales.

**ETHOLOGIE ET ECOLOGIE :****ETHOLOGIE:**

- BAKER, Ommatoiulus moreleti au Portugal; contrôle biologique en Australie.  
 BANERJEE, Trigoniulus lumbricinus.  
 BELLAIRS, essaimage des larves de Streptogonopus phipsoni.  
 KANE, Polyxenus lagurus en Amérique du Nord.  
 Mc CLAIN, Diplopodes du désert de Namibie.

**PREDATEURS, DEFENSES, HOTES, PARASITISME :**

- ANDERSON, voir APPAREIL DIGESTIF  
 BAKER, °les ennemis naturels d'Ommatoiulus moreleti (Açores et Madère).  
 CRAWFORD, microbiotes, voir ECOLOGIE.  
 JANARDANAN, Grégarines des Diplopodes du Kerala.  
 MARQUES, chorologie et relations hôte-parasite entre Grégarinomorphes et Lithobiomorpha.  
 °ultrastructure et cycles de coccidies parasites de Diplopodes; °révision de la faune parasitologique grégarienne des Chilopodes.

**ECOLOGIE :**

- AOUTI, peuplement des forêts de Côte d'Ivoire (Diplopodes).  
 ALBERT, Chilopoda (Allemagne): étude écologique de 3 habitats; °rôle écologique de 2 populations de Lithobiidae.  
 ANDERSON, rôle des Diplopodes dans la minéralisation nitrogénique des sols de forêts.  
 BANERJEE, Trigoniulus lumbricinus. BELLAIRS, larves de Streptogonopus phipsoni.  
 CHOCKALINGHAM, °populations de Myriapodes (Inde).  
 CRAWFORD, relation entre Ecosystèmes et Microbiotes intestinaux (Diplopoda désertiques)  
 °structure et fonction de l'Ecosystème intestinal.  
 ENGHOFF, habitat et ségrégation des Cylindroiulus endémiques de Madère.  
 GEOFFROY, populations et peuplements de Diplopodes et Chilopodes en forêt tempérée.  
 HASENHUETL, Eurypauropodidae. (Myriapodes).  
 JORDANA BUTTICAZ, effets de l'exploitation et du reboisement sur la faune du sol  
 KARAMAOUNA, populations et peuplements (Diplopoda) dans un écosystème insulaire méditerranéen (Grèce: Cyclades).  
 KEAY, Chilopoda (Ile de Wight).  
 KFEIRALLAH, écologie de Nopoiulus kochi (Egypte).  
 KIME, populations (Diplopoda) des forêts (Belgique); °limites écologiques de quelques espèces.  
 LAFFERT, écologie et géographie des Diplopodes d'Allemagne.  
 LORING, Pauropoda et Symphyla Mc CLAIN, diplopodes du désert de Namibie).  
 MATIC, Chilopoda (Roumanie et Yougoslavie).  
 MAURIN, écologie des Diplopodes du Niger.  
 MEYER, structure, abondance, biomasse des Macroarthropodes du sol en forêt de feuillus résiduelle (Tyrol).  
 MIKHALJOVA, diplopoda (Extrême-orient Soviétique).  
 NEGREA, Chilopoda des forêts de Roumanie PEDROLI-CHRISTEN, Diplopodes de Suisse  
 PEITSALMI, effets des changements de conditions externes sur croissance et développement des Diplopodes vivant dans les souches des terres marécageuses.  
 RIBAROV, Chilopoda (Bulgarie)  
 SNIDER, Polydesmides (Michigan, USA); °dynamique des populations de forêt (Est-USA); facteurs limitant les populations (Diplopodes).  
 STEINMETZGER, ecol. de quelques espèces (Diplopoda) limitant les populations (Diplopodes).  
 STRIGANOVA, °diplopodes des prairies subalpines.  
 SUMMERS, microhabitats en forêt (Chilopoda); analyse de divers paramètres (Chilopoda-environnement).

**COMPORTEMENTS :**

FRANKLIN, rôle de l'information tactile dans l'orientation des Myriapodes. Mouvements scandés de l'antenne chez Polydesmus inconstans et Harpaphe haydeniana.

**AGRONOMIE :**

BAKER, contrôle biologique d'Ommatoiulus moreleti en Australie.

BALA SUBRAMANIAN, pesticides et Myriapodes.

SAHLI, °cycle des Diplopodes nuisibles aux cultures en Bourgogne (France).

SHUKLA, effets des insecticides/pesticides sur les enzymes digestives des Diplopodes; °effets des irradiations d'U.V. sur les enzymes digestives.

**BIOSPEOLOGIE :**

NEGREA, Chilopoda (Roumanie, Espagne, Cuba, Venezuela).

SHEAR, Chordeumides (Amérique du Nord, Mexique).

PIERRARD, contrôle des diplopodes nuisibles.

**SYSTEMATIQUE ET FAUNISTIQUE :****CATALOGUES, CARTOGRAPHIE, NOMENCLATURE:**

HOFFMAN, °Catalogue des Diplopodes d'Amérique Centrale et du Nord.

JEEKEL, °Catalogue des Diplopodes; °Nomenclator Chilopodorum.

KIME, Atlas de répartition des Myriapodes en Europe occidentale.

MINELLI, °Catalogue et Bibliographie des Chilopodes.

**REVISIONS, TAXINOMIE, SYSTEMATIQUE, PHYLOGENIE, ZOOGEOGRAPHIE:**

CONDE, rév. des Diplopodes Pénicillates.

EASON, espèces européennes et méditerranéennes de Lithobiidae décrites par Verhoeff et déposées au British Museum (Natural History).

ENGHOFF, rév. du g. Acipes; °rév. des g. Paranopoiulus, Orinisobates, Dolichoilus; °rév. générique des Blaniulidae.

HASENHUETL, Pauropoda.

HOFFMAN, rév. familles Chelodesmidae, Oxydesmidae, Gomphodesmidae et Platyrrhacidae.

JEEKEL, systématique et zoogéographie des Paradoxosomatidae (du monde entier).

Faunistique des Diplopodes de l'Amérique du Sud et des Caraïbes.

KOCH, rév. Scolopendridae australiens.

KOREN, variabilité intrafamiliale des Cryptopidae.

P.M. JOHNS, cf. ZONE  
INDO-AUSTRALO-PACIFIQUE

LEWIS, taxinomie des Scolopendromorphes.

LORING, Pauropoda et Symphyla.

MATIC, ° Chilopodes méditerranéens.

MEIDELL, analyse cladistique des Polydesmides européens.

PÉREIRA, Géophilomorphes néotropicaux.

RUHBERG, rév. systématique des Onychophora.

SHEAR, Chordeumides des grottes d'Amérique du Nord et du Mexique; °petits polydesmoïdes d'Amérique du Nord.

SHELLEY, rév. Xystodesmidae (g. Dynoria, Dicellarius, Hubroria, Stelgipus, Cheiropus, Lyrranea et genre nouveau).

SHINOHARA, rév. Chilopodes et Diplopodes du Japon, Corée et zones voisines; ° taxinomie des Chilopodes.

WURMLI, monographie des Scutigermorphes.

**PALEONTOLOGIE :**

HANNIBAL, un diplopode spinifère du Carbonifère du Kansas (USA).

**ZONE PALEARCTIQUE :**

AFRIQUE du NORD, ZAPPAROLI, Chilopodes.

AFGHANISTAN: EASON, petite collection de Lithobiidae.

ALLEMAGNE: LAFFERT, Diplopodes.

AUTRICHE: °KOREN, synopsis des Chilopodes de Carinthie et Tyrol.

MEYER, Diplopodes (écologie) du Tyrol (oberen Inntal).

BULGARIE: RIBAROV, Chilopoda.

CHINE: ZHANG et LI, Chilopodes et Diplopodes.

COREE: SHINOHARA, Chilopodes et Diplopodes.

EGYPTE: KHEIRALLAH, Nopoiulus kochi, nouveau pour l'Egypte.

ESPAGNE: DOMINGUEZ, Symphyla JORDANA BUTTICAZ, Myriapodes de Navarre

NEGREA, Chilopodes cavernicoles et épigés

SERRA, Chilopodes VICENTE, Diplopodes.



- FRANCE: GEOFFROY, Chilopodes et Diplopodes (Alpes, Causses Majours, Centre).  
 GRANDE-BRETAGNE: BLOWER, synopsis des Diplopodes.  
                   KEAY, Chilopodes de l'Ile de Wight.  
                   RICHARDSON, Chilopodes et Diplopodes du Yorkshire.
- GRECE: GEOFFROY, KARAMAOUNA, diplopodes dans un écosystème insulaire (Cyclades).  
 ZAPPAROLI, Chilopodes.
- IRAN: ENGHOFF, Iulidae.
- ITALIE: MINELLI, faune des Chilopodes  
 MIRANDA RESTIVO, Lithobiomorphes: Italie septentrionale - °Sardaigne.  
 ZAPPAROLI, Chilopodes des Alpes occidentales et de l'Apennin Central.
- JAPON: SHINOHARA, Chilopodes et Diplopodes.  
 TAKANO, Myriapoda.
- Madère: BLOWER, Myriapodes.  
 ENGHOFF, les Cylindroiulus endémiques.
- POLOGNE: STOJALOWSKA, Diplopoda.  
 JEDRYCZKOWSKI, Diplopodes des Mts Swietokrzyskie; °Diplopodes des Carpathes.
- PORTUGAL: DOMINGUEZ, Symphyla.
- ROUMANIE: MATIC, Chilopodes.  
 NEGREA, Chilopodes des forêts et cavernicoles.
- SUEDE: ANDERSSON, Chilopodes.  
 ENGHOFF, Diplopodes de la région de Gothenburg.
- SUISSE: PEDROLI-CHRISTEN, Diplopodes (notamment du Tessin).
- TURQUIE: MATIC, Chilopodes.  
 ZAPPAROLI, Chilopodes.
- U.R.S.S.: MIKHALJOVA, Diplopodes (Extrême-orient soviétique)  
 GOLOVATCH, Diplopodes (Caucase).
- YUGOSLAVIE: MATIC, Chilopodes.

#### ZONE ETHIOPIENNE :

- Afrique Orientale: HOFFMAN, Diplopoda (Tanzanie-Kenya)  
 DEMANGE, MAURIES, Diplopoda (mission Chelazzi)
- AFRIQUE du SUD: LAWRENCE, Chilopodes, Diplopodes - McCLAIN, diplopodes (désert Namib).
- CAP VERT: HUTHER, Symphyla.
- COTE d'IVOIRE: GEOFFROY, DEMANGE, MAURIES, diplopodes de savane.
- KAMERUN: DEMANGE, MAURIES, Diplopoda
- NIGER: MAURIN, Diplopoda.
- SIERRA LEONE: BLOWER, Myriapoda.

#### AMERIQUE :

- CUBA: NEGREA, Chilopodes cavernicoles et épigés.
- GUYANE Fr.: °Mauries, Diplopodes.
- MARTINIQUE: DEMANGE, Chilopoda, MAURIES, Diplopoda.
- MEXIQUE: ZAPPAROLI, Chilopodes.
- U.S.A.: ENGHOFF, nouvelle famille d'Iulida. KANE, Polyxenus lagurus.  
 SHEAR, Chordeumides cavernicoles ; ° petits Polydesmoïdes.  
 SHELLEY, Xystodesmidae SNIDER, voir *ÉCOLOGIE*.
- VENEZUELA: NEGREA, Chilopodes cavernicoles et épigés.

#### ZONE INDO-AUSTRALO-PACIFIQUE :

- Sud-est asiatique: ENGHOFF, Iulidae.
- AUSTRALIE: KOCH, Scolopendridae...;; P.M JOHNS, Dalodesmidae, Spirobolellidae,  
 HIMALAYA: WURMLI, Chilopoda. Cambalidae
- INDONESIE: WURMLI, Chilopoda.
- NEPAL: MAURIES, Diplopoda (mission Löbl et Smetana).  
 SHEAR, encore des Nepalella!
- Iles du PACIFIQUE: MAURIES, diplopodes (missions soviétiques).
- VIET-NAM: GOLOVATCH, Diplopoda.
- NOUVELLE-ZELANDE, P.M. JOHNS, Dalodesmidae, Spirobolellidae, Cambalidae.

JAHRBUCH der MYRIAPODOLOGEN  
Anschriften und Spezialisierungen

Le nom de chacun de nos collègues est suivi de son adresse et d'une formule de quelques lettres (voir code ci-dessous) qui indique sa spécialité quand nous la connaissons.



Code	Classification	Spécialité	Code	Spécialité
A	Arthropoda	t taxinomie, phylogénie	o	ontogénie
M	Myriapoda	a structure	b	biologie, éthologie
D	Diplopoda	c cytologie, histologie	e	écologie
Dp	Penicillata	u ultrastructure	pa	parasitologie
P	Paupoda	n neurosécrétion,	ag	agronomie
S	Symphyla	endocrinologie	f	paléontologie
C	Chilopoda	p physiologia	bg	biogéographie
O	Onychophora	bc biochimie		

ACHAR K.P.-Dpt Zoology, Sri Bhuvanendra Coll., KARKALA 574104	Inde			
ALBERT A.M.- Steurentalstrasse 18 7801 STAGEN	R.F. Allemagne	C	e	
AMOJI S.D.- Read. Microbiologie, Dpt Zoology, GULBERGA 585 105 Karnatak St.	Inde			
ANDERSON J.M.- Wolfson Ecol. Labo., Dpt. Biological Sc., Univ. Exeter, EXETER EX4 4PS	Grande-Bretagne			
ANDERSSON G.- Naturhistoriska Mus., Box 7283, S-402 35 GÖTEBORG	Suède	C	t e o	
AOUTI Ak.- B.P. 8103, ABIDJAN-COCODY 08	Côte d'Ivoire	D	b o	
BEHR R.R.-Inst. Humangenetik, Univ. Vesaliusweg 12/14, D-4400 MÜNSTER/WEST.	R.F. Allemagne	DC	p c	
BAKER G.H.- Dept. Entomologia, Estação Agro. Nacional, OEIRAS	Portugal	D	e ag	
BALA SUBRAMANIAN S.- Dpt. Zoology, Bharatiar Univ., Madudha Malai, COIMBATORE	Inde	M	bc ag	
BANERJEE B.-Tea Research Assoc., NAGRAKATA 735 225 West Bengal	Inde	D	b e ag	
BANO K.- Dpt. Zoology, Coll. B.Sc. & H., G.K.V.K., Alessandra PO, BANGALORE 560065	Inde			
BARBER A.D.- Dpt. Sc. & Maths., Coll. further Educ., Kins Road, Devonport, PLYMOUTH	Grande-Bretagne	C	t e	
BARRY V.- Dpt. Zoology, Ohio St. Univ., 1735 Neil Avenue, COLOMBUS, Ohio 43210	U.S.A.	M	b	
BELLAIRS R.- Dpt. Anat. & Embryology, Univ. Coll., Gower Street, LONDON WC 1E 6 BT	Grande-Bretagne	D	o e	
BENIOURI R.- Labo. Biol. Animale, Univ. Lille I, B.P. 36, 59655 VILLENEUVE d'Ascq	France			
BERRY R.E.- Dpt. Entomology, Oregon St. Univ., CORVALLIS, Oregon 97331	U.S.A.	S	b e ag	
BLOWER J.G.- Dpt. Zoology, University, M 13 9 PL, MANCHESTER (England)	Grande-Bretagne	M	t e o b	
BOREK V.- Budovateli 455, 563 01 LANSKROUN, CSSR	Tchécoslovaquie	C	t bg	
CAPUSE I.- C.P. 286, R- 70 100 BUCURESTI 1	Roumanie	C	t	
CANDIA CARNEVALI D.- Ist. Zoologia, Via Celoria 10 20133 MILANO	Italie	A	u	
* CARREL J.- Biol. Divn., University Missouri, COLUMBIA, Miss. 65 211	U.S.A.	D	e b p bc	
CEUCA T.- Cat. Biologie, Str. Clinicolor 5-7, CLUJ-NAPOCA	Roumanie	D	t e	
CHALUPSKY J.- Kat. Parasitol. a Hydrobiol., Pr.F.Karlova Univ., 12844 PRAHA 2	Tchécoslovaquie	P	t	
CHOCKALINGAM S.- Zoology, Thiagarajan Arts Coll., MADURAI 625009 Tamil Nadu	Inde	D	e p	
CHOWDAIAH B.N.- Dpt. Zoology, Central Coll., University, BANGALORE 560 001	Inde	D	t c b	
CONDE Br.- Musée Zoologie Univ. & Ville Nancy, 34 rue Ste Catherine 54000 NANCY	France	Dp	t o bg	
CRABILL R.E.- Dpt. Entomology, N.M.N.H., Smithsonian Inst., WASHINGTON DC 20560	U.S.A.	C	t a c o e b	
CRAWFORD C.S.- Dpt. Biology, Univ. New Mexico, ALBUQUERQUE N.Mexico 87131	U.S.A.	M	e p b	
DASS C.M.S.- Dpt. Zoology, University, DELHI 110007	Inde			
DEMANGE J.M.- Labo. Zool.-Arthropodes, M.N.H.Nat., 61 rue de Buffon, 75005 PARIS	France	M	a t o b e	
DESCAMPS M.- Labo. Biol. anim., Univ. Lille I, B.P. 36, 59650 VILLENEUVE d'Ascq	France	G	c n	
DOBRORUKA L.J.- Zool. Garden, 17100 PRAHA 7, Troja 120	Tchécoslovaquie	C	t e b	
DOHLE W.- Freie Univ., I. Zool. Inst., Königin-Luise-Strasse 1-3, D-1000 BERLIN 33	R.F. Allemagne	DC	o t	
DOMINGUEZ M.T.- Inst. Esp. Entomologia, J. Gutierrez Abascal 2, MADRID-6	Espagne	F S	t e	
DOOQUE D.- 12 Glasilawm Road, DUBLIN 11	Eire			
DUNGER W.- Staatl. Mus. f. Naturkunde, Am Museum, DDR-8900 GÖRLITZ	R.D. Allemagne	M	b e	
EASON E.H.- Bourton Far Hill Farm, MORETON-in-Marsh, GL 56 9TN (England)	Grande-Bretagne	C	t	
ENGHOFF H.- Universitetets Zool. Mus., Universitetsparken 15, DK 2100 KØBENHAVN	Danemark	D	t a e bg	
ERNST A.- F. Schiller Univ., Biologie, WB Sinnesphysiol., DDR 69 IENA, Erbertstr. 1	R.D. Allemagne	C	n u	
FAIRHURST C.P.- Dpt. Biology, University, SALFORD, M5 4WT (England)	Grande-Bretagne	D	e b f	
FRANKLIN R.- Dpt. Biology, University Oregon, EUGENE, Or. 97403	U.S.A.	D		
GASC Ch.- Le Mauritania, A, 482 rue du Triolet, 34000 MONTPELLIER	France	D	pa	
* CARRUTHERS S.M.- Dpt. Zoology, University, MANCHESTER M13 9PL	Grande-Bretagne			

GEOFFROY J.J.- Labo. Ecologie Ecole Normale Sup., 46 rue d'Ulm , 75005 PARIS	France	D C	t e b g
GOFFINET G.- Labo. Morph.anim.& Biol.géné., Université, 22 quai Van Beneden, B-4020 LIEGE	Belgique	C	t
GOLOVATCH S.I.- c/o Comité National Biol. Soviet., 33 avenue Lénine, MOSCOU 117071(V-71)	U.R.S.S.	D	t e b g
GOWRI N.- Dpt. Biology, Coimbatore Medical Coll. , COIMBATORE 641014	Inde	M	p
GROMYSZ-KAKKOWSKA K.- Akademicka 19 , 20-033 LUBLIN	Pologne	M	p
GRUBER M.D.- Zool. Inst., Universitätstrasse 4 , A- 6020 INNSBRUCK	Autriche	C	p e
GULICKA J.- Zool. Inst. Cumenius Univ., Moskovská 2, 88604 BRATISLAVA	Tchécoslovaquie	D-C	t e b g
HANNIBAL J.- 733 south 101 East Av., Apt. 161 , TULSA , Oklahoma 74128	U.S.A.	M	f
de HARO VERA A.- Univ. Autònoma, Fac. Ciencias, Dpto Zoologia, BELLATERRA (Barcelona)	Espagne	A	e
HASENHUTL K.- Inst. Zool., Univ., Okol.&Morph., Universitätsplatz 2, A-8010 GRAZ	Autriche	F	t
HAUPT J.- Inst. Biologie, Techn.Univ., Malteserstr., 74100 , D-1000 BERLIN 46	R.F. Allemagne	A	a u
HAUSER B.- Muséum de Genève, route de Malagnou , 1211 GENEVE	Suisse		
HERBAUT C.- Biologie anim., UER Biologie, Univ. Lille I, BP 36, 59650 VILLENEUVE d'Ascq	France	C	c n c
HOFFMAN R.L.- Radford University, RADFORD Virginia 24142 ,	U.S.A.	D	t b g
HUBERT M.- Zool.géné & EcoPhysiol., UER Biologie, Avenue Gl. Leclerc, 35042 RENNES Cedex	France	D C	a p
HÜTHER W.- Ruhr- Univ., Biologie, Spezielle Zool., D-4630 BOCHUM 1	R.F. Allemagne	S P	t e b
IMHOF G.- Inst. Zool., Universität, A-1010 WIEN, Dr-Karl-Lueger-Ring 1	Autriche	F	
JAGA NATHAN R.- Zoology, Kongu Nadu Science & Arts Coll., COIMBATORE - 641029	Inde		
JANARDANAN K.P.- Zoology, University of Calicut, CALICUT 673635 Kerala	Inde		
JANGI B.S.- Zoology, University , DELHI 110 007	Inde	C	t a p
JEDRYCZKOWSKI W.- Instytut Zoologii PAN, 00-679 WARZAWA , ul. Wilcza 64	Pologne	D	t b g
JEEKEL C.A.W.- Inst.v. Taxonom. Zoölogie (Zool. Museum), Plantage Middenlaan, 1018 DC AMSTERDAM	Hollande	M	t e b g
JOHNS P.M.- Zoology Dept. , Canterbury Univ., P.B. CHRISTCHURCH	Nouvelle-Zélande	D	t b g
JOLY R.- Labo. Biol. anim., Fac. Sciences, 33 rue St-Leu , 80039 AMIENS Cedex	France	C	u n c p
JORDANA BUTTICAZ R.- Dpto Zoologia, Fac. Ciencias, Universidad, PAMPLONA (Navarra)	Espagne	M	t b g
JUBERTHIE-JUPEAU L.- Laboratoire Souterrain CNRS, MOULIS 09200 St-GIRONS	France	A	a u b o
JUNGEN H., Zool. Mus., Univ., Winterthurenstrasse 190 , CH-8057 ZÜRICH	Suisse	S	t
KANAKA R.- Dpt. Physiology, St-John's Medical Coll., BANGALORE 560034	Inde		
KANDA SWAMY C.K., Zoology, Govt-Arts Coll., Coimbatore-641018	Inde		
KANE M.- Dpt. Biology, Tulane University, NEW-ORLEANS, La 70118	U.S.A.	Dp	t a o b
KARAMAOUNA M.- Phokionos Negri 15 , ATHENES 803	Grèce	D	e
KARUPPA SWAMY S.A.- Zoology, Govt. Arts College, COIMBATORE 641018	Inde		
KEAY A.- 46, Albany road , NEWPORT , Isle of Wight	Grande-Bretagne		
KETL Th.- Max Planck Inst.f. Verhaltensphysiologie , D- 8131 SEEWIESEN	R.F. Allemagne	A	u
KHANNA VINÖD.- Zoological Survey (Northern Regional St.), 13 Gubhash Road, DEHRADUN 248001 (UP)	Inde	M	t e
KHEIRALLAH A.M.- Dpt. Zoology, Fac. Sciences, University Noharrem Bey, ALEXANDRIA	Egypte	D	e
KIME D R.D.- 3 square Maas , B-1630 LINKEBEEK	Belgique	D	e t b g
KOCH L.E.- Dpt. Arachnology & Myriapodology, Western Australian Mus., Francis Str., PERTH 6000	Australie	C D	b e b g
KOREN M.A.- Jagdhausweg 5 A-9020 KLAGENFURT	Autriche	C	t
KRABBE E.- Zool. Inst. Mus., 2000 HAMBURG 13, Martin-Luther-King Platz 3	R.F. Allemagne	D	t b g
KRAUS O.- même adresse	R.F. Allemagne	M	t f b g
KUMAR R.- Dpt. Zoology, Kisan P.G. College, BAMRAICH-27180	Inde		
LÄFFERT Kl.- I. Zool. Inst., Justus-Liebig- Univ., D-6300 GIESSEN , Stephanstrasse 24	R.F. Allemagne	D	e b g c
LAWRENCE R.F.- 7 Wesley Hill , PORT ALFRED 6170	R.S. Africa	M	t e b g
LE MOLI F.- Istituto di Zoologia dell'Università 12 , 43100 PARMA	Italie	C	b e b c p b g
LEWIS J.G.E.- Taunton School, TAUNTON , SOMERSET TA2 6AD (England)	Grande-Bretagne	C	t e p b g
** LITTLEWOOD P.M.H.- Dpt. Zoology, University , MANCHESTER M13 9PL (England)	Grande-Bretagne	C	a c e u b p
LORING S.J.- Dpt. Zoology, Michigan St. Univ., EAST LANSING , MI. 48824	U.S.A.	S P	t e o b
MANIER J.F.- Parasitologie, U.S.T.L. , Place Bataillon, 34060 MONTPELLIER Cedex	France	D C	pa
MARIAMMAL DEVARAJ N.- Zoology, P.S.G. Arts College , COIMBATORE-641014 , Tamil Nadu	Inde	M	e p
MARGUES A.D.- Labo. Biologie générale, Centre Universitaire , 66025 PERPIGNAN	France	C	pa
MATIC Z.- Fac. Biol.-Geo., Univ. Babeş-Bolyai, 3400 CLUJ-NAPOCA, Str. Clinicilor 5-7	Roumanie	C	t b g e
MAURIES J.P.- Labo. Zool.-Arthropodes, M.N.H.N., 61 rue de Buffon, 75005 PARIS	France	D C	t
MAURIN-GARCIA M.- S.A.T.O.M. , BP. 139 NIAMEY	Niger	D	e
Mc CLAIN E.- Desert Ecol. Res. Unit, POBox 953 , WALVIS BAY 9190	S.O. Africa		e
MEIDELL Bj.- Zool. Mus., Universitetet i Bergen, N-5014 BERGEN, Museplass 3	Norvège	D C	t e b g
MEYER E.- Zool. Inst. , A-6020 INNSBRUCK , Universitätstrasse 4	Autriche	D	t e
MIKHALJOVA E.V.- Inst. Pedol. & Biol., Far Eastern Center USSR Acad. Sc., 690022 VLADIVOSTOCK, prospekt 100-letiya Vladivostoka 159	U.R.S.S.	D	t e
MINELLI A.- Istit. Biologia Anim., Università, 35100 PADOVA , via Loredan 10	Italie	M	t e b g
MIRANDA-RESTIVO M.A.- Istit. Zoologia, Università, 09100 CAGLIARI, V.le Poetto 1	Italie	C	t
MISTOCH M.- Zool. Inst. u. Mus., 2000 HAMBURG 13, Martin-Luther-King Platz 13	R.F. Allemagne	C	t
MISRA S.R.- Dept. Zoology, Gorakhpur University, GORAKHPUR-273001	Inde	D	
Mittelstaedt M.L.- Max-Planck-Inst.f. Verhaltensphysiologie, 8131 SEEWIESEN	R.F. Allemagne	D-b	
MIYOSHI Y.- Tenzan 232, MATUYAMA-shi , Ehime-ken	JAPON	D C	t
MURAKAMI Y.- Oshima-chō , NIHAMA , Ehime-ken	JAPON	D	t
NAIR V.S. Krishnan.- Dept. Zoology, University of Calicut, CALICUT 673635 Kerala	Inde		
NAVARRO-JAMAUULT C.- Labo. Biologie anim., Fac. Sciences, 33 rue St-Leu, 80039 AMIENS	France		
NEGREA St.- Inst. Speologie E. Racovitza, 78.109 BUCURESTI 12, Str: Moxa 9	Roumanie	C	t e b g
**LI Zhiying.- Instit. of Zoology, Academia Sinica , PEKIN	Chine	M	t b

NGUYEN-DUY-JACQUEMIN M.- Labo. Zool.-Arthropodes, M.N.H.N., 61 rue de Buffon, 75005 PARIS	France	Dp D	t a o b
PADMAJA K.- Dept. Zoology, University Center, COIMBATORE 641041	Inde		
PEDROLLI-CHRISTEN A.- Institut. Zoologie, Université, 2000 NEUCHÂTEL 7, Chantemerle 22	Suisse	D	e b t
PETTSALMI M.- Kotirannankatu 7, 13210 HÄMEENLINNA 21	Finlande	M	e
PENTEADO C.H.- Depto Zoologia, Inst. Biociencias, UNESP, Campus, 13500 RIO CLARO (S.Paolo)	Brésil	D	e b p
PEREIRA L.A.- Cat.Zool.gen., Fac.Ciencias Nat. y Museo, 1900 LA PLATA, Paseo del Bosque	Argentine	C	t b g
PETER I.- Inst. Allg. u. Spezielle Zool., Justus-Liebig Univ., D-6300 GIESSEN, Stephanstr.24	R.F.Alemagne	D	a u
PETIT G.-Labo. Biologie anim., Fac. Sciences, 33 rue St Leu 80039 AMIENS Cedex	France	D	a o
PETIT J.-Labo. Biologie anim., Fac. Sciences, 33 rue St Leu 80039 AMIENS Cedex	France	D	n o
PIERRARD G.- F.A.O., B.P. 154 DAKAR	Sénégal	M	ag
POCH P.- Landesanst.f.Ökologie NW, D-4350 RECKLINGHAUSEN, Leibnizstrasse 10	R.F.Alemagne	M	e
PREMA S.- Dpt. Zoology, University, CALICUT 673 635 Kerala	Inde		
RAJULU G.S.- Dpt. Zoology, Univ. P.G. Center, COIMBATORE-641041	Inde	M	a p
RANTALA M.- Järvensivuntie 93, TAMPERE	Finlande	D	o
* RAVOUX Ph.- 11bis rue des Planchettes, 21100 DIJON	France	S	a
REGIL CUETO J.A.- Dpto Zoologia, Fac. Biología, Universidad, LEON	Espagne	M	t
RIBAROV G.- Musée d'Hist.Nat., 8600 IAMBOL, rue de Dzaldeti 12	Bulgarie	C	t
RICHARDSON D.T.- 5 Carlton terrace, SKIPTON N.Yorkshire BD23 2AY	Grande-Bretagne		
ROLOFF C.- CH-8105 REGENSDORF/ZURICH, Stationstrasse 70	Suisse	C	t
ROSENBERG J.- Zool.Inst., Experim.Morphologie, Universität, D-5000 KÖLN, Weyertal 119	R.F.Alemagne	C	a u p
ROYER S.M.- Dpt. Biology, University Oregon, EUGENE, Oregon 97403	U.S.A.		
RUHBERG H.- Zool.Inst.u.Museum, D-2000 HAMBURG 13, Martin-Luther-King-Platz 3	R.F.Alemagne	O	t, b g, a, u
RUNDLE A.- 29 Burlington Avenue, Kew, RICHMOND, Surrey TW9 4DF	Grande-Bretagne	M	t e
SAHLI F.- Labo. Biologie anim., Fac. Sciences, 6 Bd Gabriel, 21000 DIJON	France	D	n o a e
SAITA A.- Istit. Istologia & Embriol., Fac. Scienze, Università, 20129 MILANO, via Cicognara 7	Italie	M	a u
SAKWA N.- Dept. Sci. & Maths., Coll. of Technology, St Paul Str., WALSALL WS1 1XN (England)	Grande-Bretagne	D	p e
SAROJINI S.G.- Zoology, Nirmala college, COIMBATORE-641018	Inde		
SATYAM P.- Dept. Zoology, S.G.S.College, TIRUPATI A.P. 517501	Inde	M	p n
SCHATZMANN E.- Zool.Mus. Zurich Archal, CH-8057 ZURICH, Winterthurerstrasse 190	Suisse	C	e
SCHELLER U.- Lundsberg, S-68800 STORFORS	Suède	P S	t b g
SCHLÜTER U.- Inst.f.Allgem. u. Spezielle Zoologie, D-6300 GIESSEN, Stephanstrasse 24	R.F.Alemagne	D	u
SCHÖNROCK U.- Inst.f.Allgem. Zoologie, Freie Univ., D-1000 BERLIN 33 Königin-Luise-Str.1-3	R.F.Alemagne	D	a o
SCHÖNROCK U.- Inst.f.Allgem. u. Spezielle Zoologie, D-6300 GIESSEN, Stephanstrasse 24	R.F.Alemagne	A (DCDp)	a u n p
SERRA y SORRIBES A.- Calle Alcàzar de Toledo 11 TARRASSA (Barcelona)	Espagne	C	t e a b g
SHEAR W.A.- Hampden-Sydney college, HAMPDEN-SYDNEY, Va 23943	U.S.A.	D	t b b g
SHELLEY R.M.- North Carolina State Museum, POBox 27647, RALEIGH, N.Carolina 27611	U.S.A.	D	t b
SHINOHARA K.-Koiwa Koto Gakko, 327 Hon-issiki, Edogawa-ku, TOKYO 133	Japon	D C	t b e
SHUKLA G.S.- Dpt. Zoology, University of G., 273001 GORAKHPUR	Inde	C	a m
SHUKLA S.C.- Dept. Zoology, B.S.N.V. Degree College, LUCKNOW 226001	Inde	D	
SILVA GONZALES Fr.- Inst. Biología, Univ. de Chile, VALPARAISO, Casilla 130 V	Chili	M	t e
SIMONSBERGER F.- Zool.Inst.Universität Salzburg, A-5020 SALZBURG, Akademiestrasse 26	Autriche	C	
SINGH S.B., Dept. Zoology, St Andrew's College, GORAKHPUR-273001	Inde		
SNIDER R.M.- Dept. Zoology, Michigan State Univ., EAST LANSING, Michigan 48824	U.S.A.	D C	e b
SPIESS Th.- Zool.Inst. u. Museum, Abt. Phylogen.Syst., D-2000 HAMBURG 13, Martin-Luther-King-Platz 3	R.F.Alemagne		
STEINMETZGER K.- Staatl.Museum f.Naturk., DDR-8900 GÖRLITZ, Am Museum 1	R.D.Alemagne		
STOJALOWSKA W.- ul. Szenwalda, 20-089 LUBLIN	Pologne	D	t p b e
STRIGANOVA B.R.- Inst.Evol.Animal Morph. & Ecol.USSR Acad.Sc., 117071 MOSCOU, avenue Lénine 33 URSS	D	e	
SUBBAIYAN P.S.- Biology, Medical College, COIMBATORE 641014	Inde		
SULOCHANA CHETTY.- Zoology, Thiagarajan Arts College, MADURAI 9 (Tamil Nadu)	Inde		
SUMMERS G.- Div <sup>a</sup> Biological Sc., University of Missouri, COLUMBIA Missouri 65201	U.S.A.	C	t e b g
SUNDARAM M.S.- Zoology, Govern <sup>t</sup> Arts College, COIMBATORE-641018 Tamil Nadu	Inde		
TABACARU I.- Inst. Specl. "E.Racovitza", 78109 BUCURESTI 12, Str. Mihail Moxa 9	Roumanie	D S	t o b g pa
TAKANO M.- Tsurumu Girls'senior High School, Turumi 2-2-1, YOKOHAMA in KANAGAWA	Japon	D	t
TAYLOR E.C.- Dept. Biology, University New Mexico, ALBUQUERQUE, New Mexico 87131	U.S.A.	D	e
THALER K.- Zool. Inst., A-6020 INNSBRUCK, Universitätstrasse 4	Autriche	A	g
TRIPATHI S.P.- Dept.Zoology, College, GORAKHPUR 273001	Inde	D	
VASUDEVAN T.- Zoology, Sri Vasavi College, ERODE 638316	Inde		
VELEZ M.J.- Dept. Biology, University of P.R., RIO PEDRAS, Porto-Rico 00923	U.S.A.	D	e
VIGENTE M.C.- Dep <sup>o</sup> Zoologia, Universida Autonoma, BELLATERRA (Barcelona)	Espagne	M(D)	t e
WARBURG M.R.- Dept. Biology, Technion, HAIFA 32000	Israël		
WATERHOUSE J.S.- Dept. Biology, College Arts & Sciences, Beekman Str., PLATTSEBURGH, New-York 12901	U.S.A.	S	b o e ag
WENNING A.- Inst. f. Tierphysiologie der F.U., D-1000 BERLIN 41, Grunewald-Str.1-3	R.F.Alemagne		
WITHROW Ch.P.- Ohio State Univ., dept. Zoology, 1735 Neil Avenue, COLUMBUS Ohio 43210	U.S.A.		
WÜRMLI M.- D-8132 TUTZING, Diemenorferstrasse 19	R.F.Alemagne		
ZACCONE G.- Istit. Zoologia & Anat.comp., Università, 98100 MESSINA, via dei Verdi 75	Italie	C	c b c
ZALESSKAYA N.- Inst. animal Evol.Morphol. & Ecol., 117071 MOSCOU V.71, avenue Lénine 33	U.R.S.S.	C	t e
ZANGER K.- Inst. Zool., Justus-Liebig-Universität, D-6300 GIESSEN, Stephanstrasse 24	R.F.Alemagne	P	a u
ZAPPARLLI M.- Istit. Zoologia "F.Raffaele", Università, 00100 ROMA, viale dell'Università	Italie	C	t b g
ZELDITCH A.M.- Dpt.Zoology, Michigan State Univ., EAST LANSING, Michigan	U.S.A.		
ZHAN Chong-zhou.- Institut. Zoology, Academia Sinica, PEKIN	Chine	M	t b
* READ H.- Dept. Zoology, University, MANCHESTER M13 9PE	Grande-Bretagne		



Kaiser

FOR INFORMATION

Mr. J. Gordon BLOWER , in his presidential address at the Farewell Dinner of the 5th International Congress of Myriapodology at RADFORD UNIVERSITY on 7th August 1981, announced that the Executive Committee had decided :

1. *To accept Dr. C.A.W. JEEKEL's invitation to hold the next Congress at AMSTERDAM in 1984.*
2. *To accept a provisional invitation to hold the following Congress at BARCELONA in 1987.*
3. *To raise the minimum annual subscription for membership of the C.I.M. from 25 francs to 40 francs ( 30 francs for students).*

The president also announced that 38 out of a total membership of 230 had attended the Congress and thanked Messrs Demange and Mauriès for all the work they do on behalf of members.