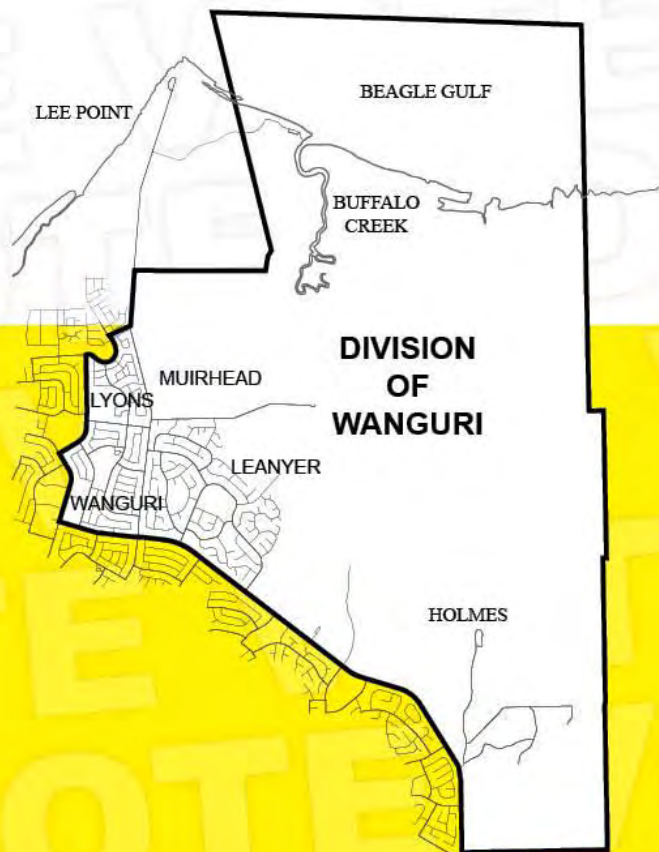




**NORTHERN
TERRITORY
ELECTORAL
COMMISSION**
EVERY vote counts!

**LEGISLATIVE ASSEMBLY
DIVISION OF WANGURI BY- ELECTION
SATURDAY 16 FEBRUARY
2013**

Election Report



ISBN: 978-0-9804103-7-2

© 2014. This publication is copyright.

No part may be reproduced by any process, except in accordance with the *Copyright Act 1968*. For requests concerning reproduction and rights please direct all enquiries to the Northern Territory Electoral Commission head office.

DARWIN

Level 3, TCG Centre
80 Mitchell Street
DARWIN NT 0800
GPO Box 2419
DARWIN NT 0801

Phone: (08) 8999 5000
1800 MYVOTE
Fax: (08) 8999 7630

Website: www.ntec.nt.gov.au

E-mail: ntec@nt.gov.au

ALICE SPRINGS

MyVote Central
Suite 3, Yeperenye Centre
Gregory Terrace
ALICE SPRINGS NT 0870
PO Box 2304
ALICE SPRINGS NT 0871

Phone: (08) 8951 5971
1800 MYVOTE
Fax: (08) 8952 4216



**NORTHERN
TERRITORY
ELECTORAL
COMMISSION**

Level 3, TCG Centre | 80 Mitchell Street, Darwin | GPO Box 2419, Darwin NT 0801
T 08 8999 5000 | F 08 8999 7630 | E mail.ntec@nt.gov.au | ABN 8408 5734 992

The Hon K Purick MLA
Speaker
Northern Territory Legislative Assembly
Parliament House
Darwin NT 0800

Madam Speaker

This report provides information on the Legislative Assembly By-election for the Division of Wanguri held on 16 February 2013.

The *Electoral Act* requires the report to be tabled in the Legislative Assembly within three sitting days after its receipt. Additional copies have been provided for this purpose.

Bill Shephard
Electoral Commissioner

24 April 2014

ELECTORAL COMMISSIONER'S FOREWORD

The announcement of the resignation of the sitting member for Wanguri on 22 January 2013 and the issue of the writ six days later on 28 January provided a short lead in time to prepare for the by-election. Having said that, by-elections naturally present less of a challenge to that of general elections, but their demands should not be underestimated, particularly due to the by-election taking place only seven months following the 2012 LA general election and the fact that the election had a relatively high profile.

The enrolment period followed closely on, and received benefits from, the Quality Roll 2012 Roll Stimulation project as well as from enrolment activities for the 2012 local government and Legislative Assembly elections. Additional local enrolment activities, including NTEC door knocking, letter box dropping houses identified as vacant, information stands and an enrolment stall at the Hibiscus Shopping Centre were quickly put in place to further improve the roll for the by-election.



As for the election itself, turnout was down compared to turnout for the division at the 2012 general election but this is typical of by-elections. Additional efforts to publicise the election were made by the NTEC with some success, including supplementing advertising with a mail-out to all enrolled electors within the division and dedicated election information pages on the NTEC website. Commentary by local media, numerous articles in the NT News and substantial campaigning by the candidates would also have contributed to raising public awareness.

Informality at the election rose compared to the number of informal votes for the division at the 2012 general election. Subsequent research of the ballot papers undertaken by the NTEC indicated that this was largely due to the elector seemingly choosing to deliberately vote informally.

The follow up of apparent non-voters after the election revealed that close to 20% of the non-voters had moved out of the division, the majority of whom had left the Territory. Given that the by-election followed two major elections in 2012, as well as a comprehensive roll stimulation program by the NTEC, the finding indicates the transient nature of the NT's population and the effect of that transience on the quality of the NT roll at any given time.

In closing, I would like to thank all of the NTEC permanent staff and the casual workforce employed for the election for the hard work that they put in to ensure that the election ran as smoothly as possible.

A handwritten signature in black ink, appearing to read 'Bill Shephard', written over a dotted line.

Bill Shephard
Electoral Commissioner

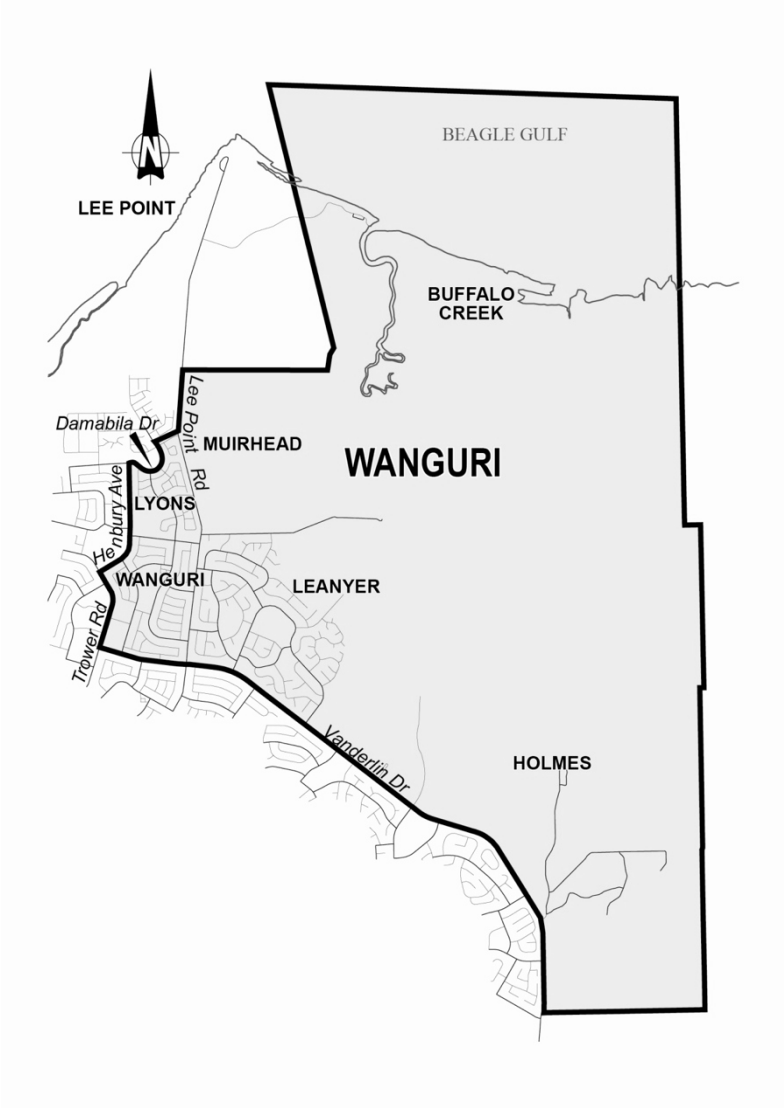
24 April 2014

CONTENTS

DIVISION SNAPSHOT AND RESULT	i
1 EXECUTIVE SUMMARY	1
1.1 Election Snapshot	1
1.2 Key Result Area - Enrolment	2
1.3 Key Result Area - Elections	2
1.4 Key Result Area - Public Awareness	3
1.5 Key Result Area - Corporate Governance	3
2 BACKGROUND TO THE ELECTION	4
2.1 Cause of the By-election	4
2.2 Division Profile	4
2.3 Previous Election	4
2.4 Election Timetable	5
3 KEY RESULT AREA - ENROLMENT	6
3.1 Enrolment Program	6
3.2 Enrolment Transactions	6
3.3 Roll Products	6
4 KEY RESULT AREA - ELECTIONS	7
4.1 Election Timetable	7
4.2 Bulletins	7
4.3 Candidate Packs	7
4.4 Nomination Processes and Outcomes	7
4.5 Management of Candidates/Parties	8
4.6 Voting Services	8
4.7 Postal and Early Voting	9
4.8 Mobile Polling	11
4.9 Static Polling	12
4.10 Declaration Voting	12
4.11 Electors with Special Needs	12
4.12 The Scrutiny	13
4.13 Distribution of Preferences	13
4.14 Informal Voting	13
4.15 Declaration of the Polls and Writ Return	14
4.16 Election Results	14
4.17 Elector Turnout	15
4.18 Disclosure	15
4.19 Return of Candidate Deposits	15
4.20 Campaign Material Issues Arising during the 2013 By-election	16
4.21 Processing of Apparent Non-Voters	16
4.22 Technology Trials at By-elections	17
5 KEY RESULT AREA - PUBLIC AWARENESS	18
5.1 The NTEC Role and Strategies	18
5.2 Advertising	18
5.3 Information and Publicity	19
5.4 Media Communication	19
5.5 Website	19
5.6 1800 MYVOTE	20
5.7 Public Events	20

6	KEY RESULT AREA - CORPORATE GOVERNANCE	21
6.1	Human Resource Management	21
6.2	Information Technology and Communication Support	21
6.3	Election Expenditure	21
6.4	Operating Controls and Costs	22
Appendix A - List of Legislative Assembly By-elections since 1976.....		24
Appendix B - Elector Mail-Out Letter		25
Appendix C - Informal Ballot Paper Survey		27
Appendix D - Summary of Public Awareness Activities		28

DIVISION OF WANGURI



Election Polling Locations

Early Voting Centres	Mobile Polling Places	Static Polling Places
<ul style="list-style-type: none"> • NT Electoral Commission, Darwin • MyVote Central Alice Springs 	<ul style="list-style-type: none"> • Darwin Private Hospital • Royal Darwin Hospital 	<ul style="list-style-type: none"> • Leanyer Pre-School • Wanguri Primary School

RESULT
Nicole Manison – Australian Labor Party (NT)
 Elected by an absolute majority on primary votes

1 EXECUTIVE SUMMARY

The by-election for the Legislative Assembly Division of Wanguri was held on 16 February 2013. The writ for the election was issued 28 January 2013 with the following key dates:

Election Milestones	Dates
Close of roll	8pm Wednesday 30 January 2013
Close of nominations	12 noon Friday 1 February 2013
Polling day	Saturday 16 February 2013

The writ was returned Monday 18 February 2013.

1.1 Election Snapshot

Polling Summary

Postal voting	180 votes counted (4.7%)
Commenced	Monday 4 February 2013
Ceased Overseas	6pm Tuesday 12 February 2013
Ceased Within Australia	6pm Thursday 14 February 2013
Deadline for return	6pm Friday 22 February 2013
Early voting	190 votes counted (4.9%)
Commenced	Monday 4 February 2013
Ceased	Friday 15 February 2013
Mobile polling	6 votes counted (0.2%)
Conducted	Friday 15 February 2013
Other declaration voting	0 votes counted (0.0%)
Static polling places	3 489 votes counted (90.3%)
Polling day times	8am - 6pm
Poll declared	Monday 18 February 2013

Election Outcomes

Electors on roll	4 984
Electors voting	3 865 (77.5%)
Informal ballot papers	141 (3.6%)
2 candidate preferred	69.4% ALP; 30.6% CLP
Election costs	\$70 000
Cost per elector	\$14.04

1.2 Key Result Area - Enrolment

The by-election roll closed at 8pm Wednesday 30 January 2013.

The enrolment period for the by-election followed closely on, and benefited from, the Quality Roll 2012 (QR12) roll stimulation program as well as the 2012 Local Government (LG) and Legislative Assembly (LA) elections. To ensure that electors for the by-election had access to enrolment forms and general voting services information, the Northern Territory Electoral Commission (NTEC) undertook a letterbox drop, and door knock within the electorate. It also put in place press advertising, posters, by-election information on the NTEC website, and an information stand (Stand Man) and enrolment stall at the Hibiscus Shopping Centre.

At the close of roll, 4984 electors were enrolled for the division. This was a slight increase on the 4855 at the close of rolls for the general elections.

1.3 Key Result Area - Elections

Nominations closed 12 noon Friday 1 February 2013.

The following table shows the candidates in the order in which they appeared on the ballot paper.

Table 1: Candidate and Affiliation

Candidate	Affiliation
MANISON, Nicole	Australian Labor Party NT (ALP)
HARKER, Rhianna	Country Liberals
RUDGE, Peter	Independent

Postal voting application forms were available at NTEC offices and could be downloaded from the NTEC website. Forms were also available at the Casuarina Post Office, Hibiscus Shopping Centre and the two seniors' villages located at Leanyer Drive and Tambling Terrace.

A total of 266 postal vote certificates were issued with 204 returned and 180 postal votes admitted to the count (4.7% of the total votes).

Early Voting Centres (EVCs) were established at the NTEC Darwin and Alice Springs offices:

- Darwin NTEC, Level 3, TCG Centre, 80 Mitchell Street, Darwin and
- Alice Springs, MyVote Central, Suite 3, Yeperenye Centre, Gregory Terrace, Alice Springs.

A total of 190 early votes were taken (4.9% of the total ballot papers), 186 votes at the Darwin EVC and the remaining four at MyVote Central. The number of early votes was 352 less than the 542 early votes taken for the division at the 2012 LA elections. The decrease in early votes taken at the by-election indicates the level of 'convenience voting' at the general election as well as limited early voting facilities at the by-election, reducing the propensity of electors who had moved, but voted for past addresses at early voting centres other than NTEC offices at the general election.

Six votes were taken at the two mobile polling locations:

- Darwin Private Hospital.
- Royal Darwin Hospital.

Two static polling places at Leanyer Pre-School and Wanguri Primary School were staffed by a total of 14 electoral officials.

A total of 3865 ballot papers were admitted into the scrutiny, 3724 (96.4%) of which were formal. A total of 77.5% of those enrolled voted.

The declaration of the poll took place at 11am on Monday 18 February 2013 at the NTEC Darwin office.

1.4 Key Result Area - Public Awareness

The NTEC focused its campaign to publicise the election on the print media and a mail-out to all electors enrolled in the division. The mail-out advised electors of key information about polling day, early and postal voting arrangements and included a map identifying static polling place locations.

Public notices, media releases and the NTEC website were used to maintain contact with electors. The NTEC issued regular bulletins for candidates and other stakeholders to reinforce key messages.

1.5 Key Result Area - Corporate Governance

Existing facilities at the NTEC Darwin office were utilised for the day to day running of the election. A total of 20 casual staff were employed for enrolment activities, early voting and polling administration and conduct.

The cost of the election was \$70 000 with the cost per enrolled elector being \$14.04.

2 BACKGROUND TO THE ELECTION

Prior to this by-election, the division has been held by three Members of the Legislative Assembly (MLAs), as detailed in Table 2 below.

The writ for the election was issued on Monday 28 January 2013.

2.1 Cause of the By-election

Mr Paul Henderson, Member for Wanguri, announced his resignation from the Parliament on 22 January 2013, effective cob 25 January 2013. Mr Henderson had held the seat since 1999.

This was the 21st Legislative Assembly by-election since 1976. See Appendix A for a list of all by-elections since self-government.

2.2 Division Profile

Wanguri is an urban division that includes the Darwin northern suburbs of Leanyer, Muirhead, Wanguri and part of Lyons. It was created following the 1983 redistribution process and named after the suburb of Wanguri on which the division is based. The name Wanguri is taken from a tribal group in East Arnhem.

Table 2: Members holding the seat of Wanguri prior to the by-election

Member	Affiliation	Period
PR Henderson	ALP	1999 – 2013
JD Bailey	ALP	1989 – 1999
DF Dale	CLP	1983 – 1989

At the close of roll, 4984 electors were enrolled for the division.

Table 3: Electors by Gender at Roll Close

Gender	No.	%
Female	2 563	51.4
Male	2 421	48.6
Total	4 984	

2.3 Previous Election

At the 2012 LA elections two candidates stood for the division, one each for the ALP and CLP. The two party preferred vote was ALP 57.0%, CLP 43.0% with a vote margin of 593 votes. Elector turnout for the division in 2012 was 89.1%, with 2% informality being recorded.

2.4 Election Timetable

<i>Electoral Act</i>	TIMETABLE REQUIREMENTS	DATE
The writ: authorises the Northern Territory Electoral Commission to conduct an election in accordance with the <i>Electoral Act</i> and sets the date for the close of nominations, polling day, the last date for the return of the writ and triggers all other key milestones and operational deadlines [Section 27]	ISSUE OF THE WRIT	Monday 28 January 2013
The electoral roll is closed during the period starting at 8pm, 2 days after the issue of the writ for an election and ending at the close of polling for an election [Section 8]	CLOSE OF ELECTORAL ROLL	8pm Wednesday 30 January 2013
Nominations must close at 12 noon, 4 days after the issue of the writ [Sections 28(a), 34]	CLOSE OF NOMINATIONS	12 noon Friday 1 February 2013
A draw for positions of candidate names on the ballot paper is conducted as soon as practicable after the close of nominations [Section 41]	Draw for Ballot Paper Positions	Friday 1 February 2013
Early voting [Section 69] Postal ballot materials can be dispatched as soon as possible after the draw for ballot paper positions and may be completed at any time during the postal voting period, ending at 6pm on polling day [Sections 62, 66]	Early/Pre-Poll and Postal Voting Commence	Monday 4 February 2013
Mobile polling may be provided in remote areas and special institutions and can start 9 days after the issue of the writ and must end no later than 6pm on polling day [Section 3]	Commencement of Mobile Polling	Friday 15 February 2013
4 days before polling day [Section 62(3)(a)]	Close of Postal Vote Issuing Overseas Addresses	6pm Tuesday 12 February 2013
2 days before polling day [Section 62(3)(b)]	Close of Postal Vote Issuing Within Australia	6pm Thursday 14 February 2013
Hours determined by the NTEC [Section 69(1)(b)]	Close of Early/Pre-Poll voting	6pm Friday 15 February 2013
Polling day must be 19 days after the issue of the writ [Sections 28(b)]	POLLING DAY	8am to 6pm Saturday 16 February 2013
Postal votes must be received by 6pm on the Friday following polling day in order to be included in the count [Section 112]	Deadline for the Receipt of Postal Votes	6pm Friday 22 February 2013
Results of the election are to be publicly declared as soon as practicable after they have been determined [Section 131]	Declaration of the Election Result	11am Monday 18 February 2013
The writ traditionally sets out the latest date for its return [Section 133]	RETURN OF THE WRIT	Monday 18 February 2013

3 KEY RESULT AREA - ENROLMENT

3.1 Enrolment Program

From the issue of the writ, the NTEC advertised the roll close deadline in the NT News and updated enrolment information on the NTEC website, including detailed instructions on how to complete and lodge an enrolment form by hand, by mail, by fax and online.

Considerable Territory-wide enrolment activity was generated by the NTEC's Quality Roll 2012 (QR12) enrolment stimulation program commencing in July 2011 which continued up to and following the March 2012 local government elections and in the lead up to the August 2012 Legislative Assembly elections.

Nevertheless, over the weekend 26-28 January, the NTEC letter-box dropped 442 houses in the division that were identified by the Australian Electoral Commission (AEC) as vacant, i.e. addresses with no enrolment. The letter advised of the pending election, encouraged potential electors to enrol to vote, advised of the close of roll deadline for the election and included an enrolment form.

The NTEC also conducted a door knock at 15 houses where individuals had been identified by the AEC as having moved into the division but were not yet enrolled at that address. The aim of the door knock was to confirm whether the individual had moved to the address and, if so, the elector was asked to fill in the enrolment form at the time of contact in order to meet the roll close deadline. Electors who were contacted were also advised of polling arrangements.

An information stand (Stand Man) displaying an 'Enrol To Vote Here' poster and containing enrolment forms and mail back envelopes was placed at the Hibiscus Shopping Centre, Leanyer from Friday 25 January up until the roll close deadline on Wednesday 30 January. An enrolment stall also operated at the shopping centre and staff collected completed enrolment forms and provided advice about enrolment and voting services. The enrolment stall operated on the following dates and times:

- 6pm to 8.30pm - Friday 25 January.
- 10am to 2.30pm - Monday 28 January (Australia Day).
- 2pm Wednesday 30 January until the close of roll at 8pm.

3.2 Enrolment Transactions

From 9 August 2012 (the day after the 2012 LA election close of roll) to the close of roll on 30 January 2013 there were 331 additions (including 77 first time enrolments) to the Wanguri roll and 199 deletions.

During the election close of roll period, 28-30 January 2013, there were 75 additions to the roll and 17 deletions, an increase to the roll of 1.1%.

At the close of the election roll 4984 electors in the division were enrolled to vote compared to 4855 at the 2012 LA elections, a 2.7% increase.

3.3 Roll Products

Following the close of roll at 8pm on Wednesday 30 January, the AEC provided the NTEC, within the agreed timeframes, with data for the production of reference rolls and certified lists and the mailing of ballot papers to registered postal voters. Early printing of rolls took place to allow the operation of early voting centres. An electronic version of the roll was created for the marking up of voters post the election to identify apparent non-voters.

4 KEY RESULT AREA - ELECTIONS

4.1 Election Timetable

This by-election was urban based in the Darwin area and able to be run comfortably in the short time-frames outlined in the *Electoral Act*. Should a by-election be required in a remote area, it is suggested that consideration is given to latitude within the Act for extending the timeframe for by-election conduct beyond the 20 day period allowed at present. For the most recent remote area by-elections, e.g. Greatorex and Araluen, notice of intention to resign was given by the relevant members, thus allowing the NTEC at least an extra week of planning and preparation time. Were this not available, the delivery of timely, equitable and fair electoral services, particularly for a remote electorate, could be impeded. The 2012 NT General Election Report contains a recommendation to extend the time period for the conduct of LA elections in the Territory.

4.2 Bulletins

The NTEC provided a total of 12 election bulletins to candidates and other stakeholders throughout the election period, with the first bulletin distributed on 29 January and the final bulletin on 21 February. The bulletins conveyed a range of election information, including key dates, activities and relevant statistics.

4.3 Candidate Packs

Candidate packs were updated from the 2012 LA elections and available from the Darwin and Alice Springs offices. The nomination forms and handbooks could also be downloaded from the website. Each candidate pack contained the following:

- Election timetable
- Candidate Handbook
- Nomination form
- Applications for a postal vote
- Enrolment forms
- Reply Paid envelopes
- Appointment forms and Briefing Notes for Scrutineers
- NTPS Employees and Elections Guidelines and Procedures
- Disclosure Handbook for Candidates
- Candidate's Return
- Appointment of Candidate's Agent.

4.4 Nomination Processes and Outcomes

The NTEC offices in Darwin and Alice Springs were open to receive nominations during office hours from Thursday 31 January, the day after the roll close, until 12 noon on Friday 1 February 2013.

At the close of nominations, three nominations had been received at the NTEC Darwin office: one each from the ALP and Country Liberals and one from an independent candidate.

Following the close of nominations, the draw for positions on the ballot paper took place at the Darwin office (with a video link to the Alice Springs office), with the following positions:

1. MANISON, Nicole Australian Labor Party NT (ALP)
2. HARKER, Rhianna Country Liberals
3. RUDGE, Peter Independent

Each candidate's affiliation was listed underneath their name on the ballot paper.

4.5 Management of Candidates/Parties

Contact was established with all candidates and ongoing communication was undertaken, mainly through the bulletins.

The NTEC provided advice to candidates and their parties on polling venue requirements, including that no canvassing material and campaign signage on the polling place school grounds could be put in place until 5.30pm on Friday 15 February (the day before polling day). Senior NTEC staff were on site at both venues before 5.30pm to deal with any potential issues, though none were experienced.

Senior staff were also present at both polling places during the entire polling day operations.

4.6 Voting Services

A number of voting services were provided:

- Postal voting.
- Early voting at the NTEC offices in Darwin and Alice Springs.
- Mobile polling at two locations - Darwin Private Hospital and Royal Darwin Hospital.
- Static polling places at Leanyer Pre-School and Wanguri Primary School.

The NTEC identified and rang 182 electors in the division with a defence related occupation on their enrolment record to ask if they would be able to vote on polling day at either the Leanyer or Wanguri polling place. If not, the elector was informed of the alternative options to vote, i.e. early and postal voting. If the elector was going to be away and unable to vote at all, the excuse was recorded. As a result of this contact, a total of 24 postal votes were provided and 11 excuses for non-voting recorded. This process also identified electors who needed to update their enrolment details and they were provided with the information to undertake this.

All electors enrolled in the division (excluding silent electors) were mailed a letter advising of polling day information, and early and postal voting facilities. A map displaying the location of static polling places was included on the back of the letter. See Appendix B for a copy of the mail-out letter.

Comparisons between the 2012 LA elections and the 2013 by-election show that the roll for the division increased by 129 electors. Voter turnout decreased by 11.6%, a not unexpected occurrence at by-elections. The number of candidates increased from two to three and informality increased by 1.6%. The lack of absent voting and limited early voting facilities affects turnout. The lack of absent votes and limited early voting facilities also skews the relative percentages of each type of vote.

Table 4: Vote details for Wanguri at the 2012 General Election and 2013 By-election.

	2012 General Election		2013 By-election		
	No.	%*	No.	%*	+ -
Participation					
Electors on roll	4 855		4 984		+129
Formal votes	4 239	98.0	3 724	96.4	-515
Informal ballot papers	86	2.0	141	3.6	+55
Total ballot papers counted	4 325	89.1	3 865	77.5	-460
Vote Type					
Ordinary votes	3 306	76.4	3 489	90.3	+183
Absent votes	290	6.7	N/A	N/A	N/A
Postal votes	181	4.2	180	4.7	-1
Early votes	542	12.5	190	4.9	-352
Mobile Polling	0	0.0	6	0.2	+6
Declaration votes	6	0.1	0	0	-6

* The lack of absent votes and limited early voting facilities at by-elections makes % comparison less instructive

4.7 Postal and Early Voting

Where electors have an ongoing reason for being unable to attend a polling place on polling day, they may register as a Registered Postal Voter (RPV) and ballot papers are automatically mailed to them without the need to lodge an application at the time of the election. Under the *Electoral Act*, Northern Territory electors are eligible RPVs if they have also registered with the AEC as General Postal Voters under the *Commonwealth Electoral Act 1918*. A total of 32 Wanguri electors were RPVs for the division at the time of the by-election and therefore issued with a postal ballot paper.

Postal votes may also be issued to an elector who, for one of the following reasons, is unable to attend a polling place during polling hours on polling day:

- Will not be in the Territory or within 20km of a polling place.
- Will be travelling under conditions that prevent voting at a polling place.
- Will be unable to attend a polling place because of a physical or other disability, illness, or advanced pregnancy or other condition.
- Will be caring for another person who has a physical or other disability, illness, or advanced pregnancy or other condition.
- Will be unable to attend a polling place because of a reasonable fear or apprehension about their wellbeing or safety.
- Is a prisoner.
- Will be working and either of the following apply:
 - is not entitled to leave of absence to vote
 - attendance at a polling place to vote would be likely to cause financial loss.
- Is unable for religious reasons to attend a polling place during polling hours or during the greater part of those hours.
- Is a person whose address has been suppressed from the roll.

The above criteria are also applied to an elector attending an early voting centre.

Postal voting application forms were available at NTEC offices and could be downloaded from the NTEC website. Forms were also available at the Casuarina Post Office, Hibiscus Shopping Centre and the two seniors' villages located at Leanyer Drive and Tambling Terrace. Electors who were interstate for the election were advised to download an application from the website.

Postal vote certificates were mailed from the NTEC Darwin with the initial despatch on Monday 4 February. A total of 266 postal ballot papers (including RPVs and election specific postal vote applications) were sent to electors. A total of 201 (75.6 %) were returned within the prescribed timeframe.

Table 5: Postal Voting Summary

Postal Voting Details	No.	%
Postal Vote Certificates Issued to		
Registered Postal Voters	32	12.0
Postal Vote Applicants (accepted)	234	88.0
Total Certificates Issued	266	
Postal Vote Certificates Returned (% total certificates issued)		
Returned by deadline and admitted to the scrutiny	201	75.6
Undeliverable & endorsed 'Returned to Sender' & cancelled	1	0.4
Cancelled	2	0.8
Received after the deadline	0	0
Not returned	0	0
Total Certificates Returned	204	
Scrutiny Check (% of number admitted to further scrutiny)		
Postal Vote Certificates Admitted to the Count	180	67.7
Postal Vote Certificates Rejected from the Count		
Not signed/witnessed	9	3.4
Declaration signed after polling day	12	4.5
Total	201	

Early voting facilities were available at the NTEC offices in Darwin and Alice Springs. The EVCs were open for two weeks prior to polling day as follows:

NT Early Voting Centres

DARWIN

Level 3, TCG Centre
80 Mitchell Street

ALICE SPRINGS

MyVote Central
Suite 3, Yeperenye Centre
Gregory Terrace

POLLING HOURS

Monday 4/2 – Friday 8/2/13 8am to 4.30pm
Monday 11/2 – Tuesday 12/2/13 8am to 4.30pm
Wednesday 13/2 – Friday 15/2/13 8am to 6pm

POLLING HOURS

Monday 4/2 – Friday 8/2/13 8am to 4.30pm
Monday 11/2 – Thursday 14/2/13 8am to 4.30pm
Friday 15/2/13 8am to 6pm

A total of 190 early votes were taken at the two EVCs (4.9% of total votes), a decrease of 352 votes from the 542 taken at EVCs for the division at the 2012 LA elections.

Unlike the 2012 LA general elections where an EVC was in place at Casuarina (just outside of the division and servicing a number of nearby divisions), an EVC was not established in or close to the division itself, in line with the NTEC policy of not setting up an EVC within the division for a by-election if the division is less than 20 km from the NTEC office.

One of the political parties raised the lack of an EVC at Casuarina, citing past usage by residents of two seniors' villages within the division and their preference to cast an early vote rather than queue at a static polling place (despite the fact that such reason is not sufficient ground to vote early). To aid convenience, however, the NTEC provided a poster advertising postal voting services and a collection point for postal vote applications in both seniors' villages.

An unmanned information stand was also in place at the Hibiscus Shopping Centre in Leanyer, which contained postal vote applications and advice of the location and times for early voting and static polling places.

Table 6: Early votes taken for the Division of Wanguri at the 2012 General Election and 2013 By-election

Early Voting Centre	2012 General Election	2013 By-election
Casuarina	397	N/A
Darwin	106	186
Interstate/Regional/Other	39	4*
Total	542	190

* MyVote Central, Alice Springs only.

The strict eligibility criteria for early voting were applied and Darwin EVC issuing officers asked all electors attending the EVC their reason for casting an early vote. All reasons supplied were within the eligibility criteria and no electors were refused an early vote. More than two thirds of the electors, 129 (69.4%), stated that their reason for early voting was due to being more than 20kms from a polling place on polling day.

The overall drop in early voting for the division at the by-election can be largely attributed to the reduced convenience voting by electors who did not qualify for an early vote and electors who had moved, but voted for past addresses at early voting centres other than NTEC offices in Darwin and Alice Springs at the general election.

Table 7: Darwin EVC - Reasons for Voting Early

Reasons unable to attend a polling place	Early Votes	% Total Early Votes
Will not be in the Territory or within 20kms of a polling place	129	69.4
Will be travelling under conditions that prevent voting at a polling place	8	4.3
Will be unable to attend a polling place because of a physical or other disability, illness, or advanced pregnancy or other condition	7	3.8
Will be caring for another person who has a physical or other disability, illness, or advanced pregnancy or other condition	1	0.5
Will be unable to attend a polling place because of a reasonable fear or apprehension about their wellbeing or safety	0	0.0
Is a prisoner	0	0.0
Will be working and is not entitled to a leave of absence to vote	33	17.7
Will be working and attendance at a polling place to vote would be likely to cause financial loss	3	1.6
Is unable for religious reasons to attend a polling place during polling hours or during the greater part of those hours	5	2.7
Is a person whose address has been suppressed from the roll	0	0.0
Total	186	

4.8 Mobile Polling

Two places were appointed as mobile polling locations, Darwin Private Hospital and Royal Darwin Hospital, to meet the needs of electors confined to hospital. Polling by one mobile polling team took place on Friday 15 February, the day before polling day, with a total of six votes taken.

Three prisoners identified as being enrolled in the division were provided with postal votes.

4.9 Static Polling

Static polling places were located at Leanyer Pre-School and Wanguri Primary School on polling day, Saturday 16 February 2013 from 8am to 6pm. Each polling place was staffed by an officer-in-charge and six other polling officials. The officer-in-charge was responsible for the conduct of the voting, the management of polling staff and the scrutiny of votes at the polling place. In addition, senior NTEC staff were present at each polling place for the duration of polling day activities.

A total of 3489 ordinary votes were cast, compared with 3306 lodged for the division at the 2012 LA elections. Ordinary votes comprised 90.3% of total votes polled at the by-election, a 13.9% increase on the 76.4% at the 2012 LA elections. Such an increase is a common occurrence when absent voting is unavailable.

Table 8: Static Polling Place Ordinary Voting

Polling Place	Formal Votes	Informal Ballot Papers	Ballot Papers Counted
Leanyer Pre-School	1 801	68	1 869
Wanguri Primary School	1 555	65	1 620
Total	3 356	133	3 489

4.10 Declaration Voting

Declaration votes may be issued to people whose names cannot be found on the roll or whose name has already been marked as having voted. A total of 35 declaration votes were taken on polling day from people whose names were not on the roll or who were enrolled in a different division to that of Wanguri. Following further investigation, none were admitted to the count.

At the 2012 LA elections, six declaration envelopes were admitted for further scrutiny for the Division of Wanguri compared to none at the by-election. The following table provides details of the declaration envelopes admitted to the count and reasons for rejection, at the two elections.

Table 9: Declaration envelope details for Wanguri 2012 General Election and 2013 By-election

Event	Declaration Envelopes					
	Submitted	Admitted for Further Scrutiny	Rejected from Further Scrutiny			
			Not on Roll	Enrolled Elsewhere	No Declaration	Total Rejected
2012 General Election	66	6	52	8	0	60
2013 By-election	35	0	6	29	0	35

4.11 Electors with Special Needs

The NTEC provides a range of different services for electors with special needs and polling officials are trained to respond to electors needing assistance to vote. Services provided at this election included:

- Postal and early voting services for electors who could not attend a polling place due to:
 - disability, illness, infirmity or approaching maternity
 - fears for their personal safety
 - caring for another person with a medical condition
 - having to work on polling day
 - religious reasons.
- Mobile polling at the Darwin Private Hospital and Royal Darwin Hospital.
- The provision of postal votes for three prisoners identified as being enrolled in the division.
- Wheel-chair accessible early voting centres and static polling places.

- Disabled parking facilities at early voting centres and static polling places.
- Polling procedures allowing electors to vote from their vehicles if needed.
- On request, allowing electors at polling centres who were unable to mark their ballot paper to obtain assistance from a nominee or an electoral officer, or from an authorised witness if voting by post.
- The provision of magnifying sheets to enlarge ballot papers for people with vision impairment at early voting centres and polling places.

4.12 The Scrutiny

Following the close of polling at 6pm on Saturday 16 February, counts were completed at three scrutiny centres, with a check of the votes counted undertaken on Sunday 17 February. Count figures were published on the NTEC website.

Candidates and parties were advised where counts would be undertaken, and the number of scrutineers each candidate was entitled to have present at any given time during counting. The following table provides scrutiny centre details.

Table 10: Scrutiny Centres

Scrutiny Centre	Number of Scrutineers per Candidate	Comments
Leanyer Pre-School	2	From 6pm on polling day
Wanguri Primary School	2	From 6pm on polling day
Darwin – NTEC, Level 3, TCG Centre, 80 Mitchell Street	1	Scrutineers to be outside TCG Centre at 5.45pm

4.13 Distribution of Preferences

A notional Two Candidate Preferred (TCP) count for the candidates expected to be the final two candidates in the count was undertaken at polling places and at the Darwin counting centre on polling night. OICs received training in how to conduct the count and instructions were also provided in the OIC manual. Senior NTEC staff were present at both polling places and were available to provide assistance if required.

A recheck of the votes taken on polling night and a formal distribution of preferences was undertaken on Sunday 17 February 2013.

See Section 4.15 for the final result.

4.14 Informal Voting

A total of 141 informal ballot papers were set aside at the election, an increase of 55 (64.0%) compared to the 2012 general election. Noting that 78.4% of assumed unintentional informality was due to the elector marking a tick or cross or a first preference only, the increase in informality may be attributed to the increase in the number of candidates from two at the 2012 general election to three candidates at the by-election. Table 11 provides a comparison of the informal votes at the elections by category and likely voter intent.

Table 11: Informal votes at the Wanguri 2012 and 2013 elections by category and assumed voter intent

Informal Category	2012 General Election (Two Candidates)		2013 By-election (Three Candidates)	
	No.	%	No.	%
Assumed Intentional Informality	77	89.5	90	63.8
Assumed Unintentional Informality	9	10.5	51	36.2
Total	86		141	

Changes to the *Electoral Act* and local government electoral regulations in December 2011 relaxed the formality provisions on ballot papers: a tick or a cross marked on a ballot paper may now be taken to be a first preference and the ballot paper is formal provided that all other candidate squares have been marked with consequentially increasing numbers (one square may be left blank – deemed the elector’s last preference). Following the 2012 LA elections, ballot papers were analysed by the NTEC to determine the effect of the new provisions. The same analysis was undertaken following the by-election, and the finding that two candidate contests benefitted the most from this change was again supported.

Table 12: Ballot papers considered formal by changes to formality provisions

Ballot Paper Marking	2012 General Election (2 candidates)	2013 By-election (3 candidates)
	No. Ballot Papers	No. Ballot Papers
Tick	26	3
Cross	44	0
Total	70	3

See Appendix C for further details on the analysis of informal ballot papers.

4.15 Declaration of the Polls and Writ Return

After the votes polled in polling places were checked and all possible declaration votes, with the exception of a small number of early votes and postal votes, had been admitted to the count, the Commissioner determined the result as the outstanding ballot papers could not influence the election outcome.

The declaration of the poll took place at the NTEC Darwin office, at 11am on Monday 18 February 2013, with a video link to the Alice Springs office. The writ for the election was returned to the Administrator the same day.

Following the cut-off for the receipt of postal ballot papers at 6pm on Friday 22 February 2013, the outstanding votes were counted and the final figures published on the NTEC website.

4.16 Election Results

Division of Wanguri Final Result

No. enrolled: 4984
Formal votes: 3724 96.4% of total ballot papers
Informal ballot papers: 141 3.6% of total ballot papers
Total ballot papers: 3865

Turnout: 77.5% (Turnout - 2012 Final: 89.1%)

Polling Place/ Declaration Type	First Preference Votes for each Candidate						Ballot Papers Counted				
	MANISON, Nicole		HARKER, Rhianna		Rudge, Peter		Formal		Informal		Total
	ALP No.	CLP %	IND No.	IND %	IND No.	IND %	No.	%	No.	%	No.
Leanyer	1189	66.0	503	27.9	109	6.1	1801	96.4	68	3.6	1869
Wanguri	1021	65.7	428	27.5	106	6.8	1555	96.0	65	4.0	1620
Darwin EVC (inc. 6 mobile)	121	64.7	54	28.9	12	6.4	187	97.4	5	2.6	192
Postal 1	68	56.2	44	36.4	9	7.4	121	99.2	1	0.8	122
Postal 2 (inc. 4 A/S EVC)	29	48.3	30	50.0	1	1.7	60	96.8	2	3.2	62
TOTAL BALLOT PAPERS	2428	65.2	1059	28.4	237	6.4	3724	96.4	141	3.6	3865

Polling Place/ Declaration Type	Two Candidate Preferred				
	MANISON, Nicole		HARKER, Rhianna		Total No.
	ALP No.	%	CLP No.	%	
Leanyer	1263	70.1	538	29.9	1801
Wanguri	1087	69.9	468	30.1	1555
Darwin EVC	129	69.0	58	31.0	187
Postal 1	76	62.8	45	37.2	121
Postal 2	30	50.0	30	50.0	60
TOTAL VOTES	2585	69.4	1139	30.6	3724

4.17 Elector Turnout

The turnout of 77.5% was an 11.6% decrease on the turnout for the division at the 2012 LA elections, despite the considerable media attention and resultant public awareness in the electorate.

As stated in Section 4.5, a lower turnout for a by-election is traditionally experienced due to EVCs not operating in regional centres and the lack of absent voting services across the jurisdiction. At the 2012 LA elections, 290 absent votes were polled for Wanguri, 6.7% of the total votes for the division.

The drop in the turnout figure also reflects the quality of the roll. Electors who avail themselves of absent voting and more extensive voting services outside the electorate at general elections often need to update their enrolment. The following table shows turnout for the previous six NT urban by-elections.

Table 13: Turnout for the six NT urban by-elections 1999 to 2013

By-election Division and Year	By-election			Previous General Elections			% Variation
	No.		% Voting	No.		% Voting	
	Electors	Voters		Electors	Voters		
Wanguri 2013	4 984	3 865	77.5	4 855	4 325	89.1	-11.6
Araluen 2010	5 024	2 975	59.2	4 963	3 704	74.6	-15.4
Greatorex 2007	4 564	3 366	73.8	4 529	3 908	86.3	-12.5
Stuart 2006	4 434	2 389	53.9	4 274	2 535	59.3	-5.4
Port Darwin 2000	4 868	3 432	70.5	4 012	3 384	84.3	-13.8
Blain 1999	4 610	3 570	77.4	4 091	3 632	88.8	-11.4
Wanguri 1999	3 838	2 998	78.1	3 902	3 320	85.1	-7.0

4.18 Disclosure

All candidates standing in the by-election met the deadline of 3 June 2013 for the completion and submission of disclosure returns. Summaries of the returns were placed on the NTEC website and full copies were made available for public inspection at the NTEC offices in Darwin and Alice Springs.

4.19 Return of Candidate Deposits

Candidates are required to lodge a deposit of \$200 at the time of their nomination. Nomination deposits are forfeited to the Territory unless the candidate is elected or polls more than 20% of the total of the

1st preference votes cast for the successful candidate. After the election, the deposits for candidates Nicole Manison (ALP) and Rhianna Harker (CLP) were returned and the deposit for Peter Rudge (Independent) was forfeited.

4.20 Campaign Material Issues Arising during the 2013 By-election

The NTEC provided advice to the candidates and parties on the requirements for campaign material and electoral matter through the election bulletins. The NTEC recommended that care be taken to ensure material met authorisation requirements and did not contain information or present directions that were likely to confuse an elector or lead to unintentional informal voting.

Candidates and parties were also requested to remove all street signage and canvassing materials from polling places immediately after polling had concluded. No major issues were experienced with regard to campaign materials at the election.

4.21 Processing of Apparent Non-Voters

Data extracted from the certified lists of electors marked by polling officials indicated electors who had been issued with a ballot paper at the election. The data is supplemented with information received on or after polling day regarding the reasons electors failed to vote.

The NTEC commenced non-voter action with a mail-out of 905 non-voter notices on 5 April 2013, followed by a reminder notice on 3 May 2013. A total of 152 electors paid the expiation fee in response to these dispatches. In total, 273 electors failed to respond to the mail-outs. The NTEC attempted to contact the 273 non-respondents by telephone in July 2013. Of these, 178 advised that they had relocated to an address outside of the Wanguri division, eight paid the \$25 expiation fee, 15 were silent electors who could not be contacted and 72 had changed their phone number and could not be reached. A follow up letter was sent to the 178 non-voters who had relocated (either within the Territory or interstate), with 50 enrolment forms returned.

In-house processing of non-voters replaced the scanning of marked certified lists by an external contractor, as happened at previous LA elections. The time taken to prepare a non-voter file and mail notices to electors was reduced to six weeks for the by-election, compared with 9-12 weeks at a general election. Details of the program are included in Table 14 below.

Table 14: By-election Non-voter Action

Wanguri By-election Non-voter Action	No.	%
Electors who appeared to have failed to vote	1063	100.0
Electors excuses lodged	158	14.9
Non-voter notices mailed	905	85.1
Response to non-voter notices		
Electors replied to notice – penalty paid	152	16.8
Electors replied to notice - a valid and sufficient reason for failing to vote	305	33.7
Notices returned unclaimed	105	11.6
Notices not returned/Electors identified for follow up action	273	30.2
Electors deleted from roll during non-voter process	70	7.7
Total	905	100.0

4.22 Technology Trials at By-elections

Current electoral technology allows, inter alia, the computerised capture of roll mark-off and ballot paper issuing activities, the processing of excuses and non-voter information, results recording and analysis, and the overall streamlining of electoral processes. The use of netbooks, laptops and/or internet connectivity has allowed these advances and also trials of voting by electronic means. For the Wanguri by-election, relatively limited use was made of system technologies: postal voting issuing and return was recorded electronically, the website was modified with by-election pages and an electronic version of the roll was created for the marking up of voters post the election to identify apparent non-voters.

Other techniques have yet to be utilised as standard practice, e.g. mail bar-coding and scanning, signature readers, the electronic capture of electors issued with ballot papers (this was successfully trialled at the Katherine Town Council by-election in 2011 and again by the AEC at the 2013 Federal election in remote and urban conditions), uploading results directly to the internet. Planning and funding for by-elections should incorporate a component for technological initiatives as the number of ballot paper issuing points is usually small e.g. Wanguri had four polling places - two EVCs, two statics and postal voting. In this and similar situations, trials of process and procedures can be tightly controlled and risk management and back-up procedures put in place with minimum impact on the budget.

5 KEY RESULT AREA - PUBLIC AWARENESS

5.1 The NTEC Role and Strategies

Commencing from the issue of the writ for the by-election on 28 January, the NTEC implemented public awareness and media management activities required to publicise the election and meet statutory obligations.

The NTEC developed an information strategy that included:

- Implementing an independent advertising campaign, using election specific branding.
- Contacting stakeholders, informing them of authorisation requirements and advertising responsibilities.
- Using the NTEC website as a key tool for providing election information.
- Issuing regular election bulletins and media releases to stakeholders to provide information at key stages of the election timetable and to clarify matters as they arose.
- Publishing statutory notices in the NT News.
- Supplementing advertising with a direct mail-out to all enrolled electors within the division, posters and signage.
- Monitoring media reports and editorial comment.

The prime objective was to conduct a focused and customised election awareness campaign to notify all electors in the Division of Wanguri of how, when and where to enrol and to vote.

5.2 Advertising

A large component of the public awareness program was to provide statutory advertisements in the newspaper as well as the direct mail-out in support of the roll out of enrolment and voting services. The NTEC **1800 MYVOTE** number and website (www.ntec.nt.gov.au) were publicised on all advertising.

Statutory notices for the issue of the writ, close of roll deadline, call for nominations and voting services were placed in the NT News. The notices formed a key component of advertising for the election along with material relating to the:

- Issue of the writ and close of roll deadline.
- Call for nominations and the nominations deadline.
- Declaration of nominations and draw for ballot paper positions.
- Display of candidate personal contact details.
- Arrangements and deadlines for postal voting.
- Location and opening hours of early voting centres.
- Mobile polling schedule.
- Static polling places and times.
- Public declaration of the results of poll.

The cost of advertising placed with the NT News was \$9964, the website costs (including the cost of running the backup website) were \$7944 and the direct mail-out costs were \$7732. Total public awareness expenditure was \$25 640 (GST exclusive), representing 40.2% of the total cost of the election. Expenditure incurred by an external provider would be far in excess of this.

The majority of the public awareness expenditure was for web information and direct mail services which significantly contributed to a community that was well informed about enrolment, voting responsibilities and voting services. This is confirmed by the NTEC receiving no complaints from electors that they did not know how, when and where to vote.

Substantial campaigning by candidates, continuous commentary by local media and numerous articles in the NT News in the lead up to polling day, assisted in notifying electors of their voting obligations.

No electronic media advertising was used in order to minimise the confusion amongst the electors in the wider Darwin area.

See Appendix D for a list of public awareness activities and advertising for the election.

5.3 Information and Publicity

Twelve election bulletins were prepared and distributed electronically to candidates and stakeholders. Along with other relevant election information, the bulletins included information about:

- The election timetable and key dates.
- Close of roll.
- Nomination deadlines.
- Early and postal voting services.
- Mobile polling services.
- The elector mail-out and defence personnel contact.
- Candidate authorisation requirements and advertising responsibilities.
- The timing and placing of campaign signage in compliance with venue stipulations.

Section 3.1 contains details of the letter-box drop to 442 houses in the division and a door knock at 15 houses where individuals had been identified by the AEC as having recently moved to that address. An enrolment stall and information stand operated at the Hibiscus Shopping Centre and election materials were also placed at two seniors' villages.

Mail advice to electors was a key component of the public awareness campaign and a personally addressed letter was mailed out to all electors enrolled in the division with a normal mail delivery service. This letter advised electors of polling day and early and postal voting arrangements. A map displaying where the static polling places were located was included on the back of the letter. This map was also used for supplementary advertising on the NTEC website and a newspaper advertisement on polling day to remind electors of polling hours at static polling places, including access details.

'Polling Place Here' signs were erected at static polling places in the lead up to election day, enabling electors and stakeholders to easily identify polling places. The signs included the polling day date, which was also applied to all NTEC public awareness materials.

5.4 Media Communication

Information relating to authorisation requirements and advertising responsibilities, and media releases, was distributed by email to known media contacts and stakeholders. A media monitoring agency provided timely advice of emerging issues on all media channels.

5.5 Website

The website contained dedicated election information pages and was the central point for conveying key election messages. During the period 28 January to 1 March 2013 the website had 4009 unique visitors who recorded 15 932 page views.

After the Department of Business and Employment advised that the NT Government server was experiencing some difficulties in the afternoon of polling day, media contacts and key stakeholders were emailed results progressively as a safeguard, in addition to those results being posted on the website on polling night.

5.6 1800 MYVOTE

The NTEC smart number **1800 MYVOTE** was publicised on all advertising materials. Operating hours were from 8am to 4.30pm on weekdays and from 8am to 6pm on polling day. Recorded messages containing relevant election information provided electors with the opportunity to leave a message or request a staff member to return their call after hours. The number was answered by experienced officers who had online access to both the electoral roll and the website to facilitate a quick response to enrolment and election enquiries.

A total of 354 calls were received, with postal voting enquiries and early voting enquiries making up 18.4% and 16.9% of the calls respectively. A further 15.0% were calls from electors notifying that they, or members of their family, would not be able to reach a polling place to vote on polling day nor take advantage of the postal or early voting options. This was mainly due to the fact that they were travelling or working interstate or overseas. These excuses were recorded in elector information reports to ensure that these electors would be excluded from any non-voter action post the election. Table 15 below provides details of **1800 MYVOTE** enquiries.

Table 15: 1800 MYVOTE Enquiries

Query	28 Jan-2 Feb (Week 1)	4-8 Feb (Week 2)	11-16 Feb (Week 3)	18-22 Feb (Week 4)	Total	%
Enrolment query	8	8	19	0	35	9.9
Enrolment form request	1	5	5	0	11	3.1
Nominations/candidates	2	1	1	0	4	1.1
Media/public awareness	1	1	6	0	8	2.3
Early voting	15	17	28	0	60	16.9
Postal voting	18	20	27	0	65	18.4
Mobile polling			1	0	1	0.3
Polling day	2	3	5	0	10	2.8
Unable to vote	4	4	25	20	53	15.0
Results	0	0	0	0	0	0.0
Other*	21	19	16	0	56	15.8
Escalated - Operations staff	10	6	17	0	33	9.3
Escalated - Public awareness		2	1	0	3	0.8
Escalated - Postal/early voting		2	5	0	7	2.0
Transferred to AEC	5	1	2	0	8	2.3
TOTAL	87	89	158	20	354	

*Non-election related calls

5.7 Public Events

The public declaration of nominations, draw for positions on the ballot paper and declaration of the poll took place at the NTEC office in Darwin, with a video link to MyVote Central in Alice Springs, with the media, public and interested parties in attendance.

6 KEY RESULT AREA - CORPORATE GOVERNANCE

6.1 Human Resource Management

Permanent NTEC staff managed the day-to-day operations of the election, supplemented by casual staff who assisted with administrative support, early voting, static polling and non-voter follow-up.

Table 16 below shows the positions held by the 14 staff employed at the two appointed static polling places. No second-in-charge positions were required, however NTEC officers were in attendance at both polling places for the duration of polling.

Table 16: Static positions by polling place

Polling place	Position				Total
	OIC	DV Officer	OV Officer	BB Guard	
Leanyer Pre-School	1	1	4	1	7
Wanguri Primary School	1	1	4	1	7
Total	2	2	8	2	14

OIC - Officer in charge

DV - Declaration Vote Officer

OV - Ordinary Vote Issuing Officer

BB - Ballot Box Guard

6.2 Information Technology and Communication Support

Existing ITC infrastructure was utilised in both the NTEC offices, with no additional support required.

6.3 Election Expenditure

Expenditure for the election was \$70 000, with 38.9% allocated to employee expenses (not including ongoing permanent staff salaries) and 61.1% to operating expenses. Table 17 provides a breakdown of the by-election expenditure. The cost of the election per enrolled elector was \$14.04.

Table 17: Wanguri by-election costs

Operational Expenses	\$ GST inclusive	% of total costs
Property/ Premises Hire	4 200	6.0
Printing	1 700	2.5
Public Awareness (advertising, publicity etc.)	10 800	15.4
Travel (airfares, polling official TA, accommodation etc.)	0	0.0
Vehicles (hire, fuel etc.)	0	0.0
ITC and Communications (includes website and backup website)	10 600	15.1
Freight and Postage (includes direct mail-out)	8 000	11.4
Non-voter Program	7 500	10.7
Subtotal Operational Expenses	42 800	61.1
Employee Expenses		
Staffing costs (polling and office support, payroll tax, superannuation)	27 200	38.9
Total	70 000	

Note: The above figures do not include notional costs such as recruitment and payroll processing by the government service provider Department of Corporate and Information Services

6.4 Operating Controls and Costs

The NTEC's annual appropriation does not include funding to conduct elections. Costs are initially met from the Commission's annual appropriation and a 'Treasurer's Advance' is later sought from Treasury to meet the expenses incurred.

Standard financial program controls were put in place for staff payroll transactions and the processing of other election expenses.

APPENDIX A

List of Legislative Assembly by-elections since 1976

Division	Previous General Election				By-election				
	Date	Elected (No. of Candidates)	STL %*	PVM %^	Cause	Date	Elected (No. of Candidates)	STL %*	PVM %^
Wanguri	25.08.2012	Henderson ALP (2)	7.1	-	Res.	16.02.2013	Manison ALP (3)	19.5	
Araluen	18.06.2008	Carney CLP(3)	7.4	-	Res.	09.10.2010	Lambley CLP (2)	18.1	
Greatorex	18.06.2005	Lim CLP (3)	1.5	-	Res.	28.07.2007	Conlan CLP (4)	15.4	
Stuart	18.06.2005	Toyne ALP (2)	21.1	-	Res.	23.09.2006	Hampton ALP (6)	17.7	
Katherine	18.08.2001	Reed CLP (5)	See Note	52.2	Res.	04.10.2003	Miller CLP (5)	4.4	
Port Darwin	30.08.1997	Stone CLP (3)	See Note	64.5	Res.	11.03.2000	Carter CLP (4)	See Note	51.0
Blain	30.08.1997	Coulter CLP (2)	23.9	-	Res.	31.07.1999	Mills CLP (4)	3.4	
Wanguri	30.08.1997	Bailey ALP (2)	2.1	-	Res.	31.07.1999	Henderson ALP (4)	See Note	53.6
Stuart	04.06.1994	Ede ALP (2)	2	-	Res.	28.09.1996	Toyne ALP (2)	5.3	
Arnhem	04.06.1994	Lanhupuy ALP (2)	24.6	-	Res.	07.10.1995	Ahkit ALP (4)	See Note	51.8
Fannie Bay	04.06.1994	Perron CLP (2)	8	-	Res.	17.06.1995	Martin ALP (2)	1.4	
Arafura	27.10.1990	Tipiloura ALP (2)	16.6		Dec'd	07.11.1992	Rioli ALP (3)	See Note	64.0
Millner	27.10.1990	Smith ALP(2)	6.8		Res.	07.12.1991	Parish ALP (4)	See Note	51.1
Wanguri	07.03.1987	Dale CLP (3)	9.5		Res.	19.08.1989	Bailey ALP (5)	8.1	
Flynn	07.03.1987	Hanrahan CLP (3)	See Note	50.5	Res.	10.09.1988	Floreani NAT (3)	5.5	
Barkly	07.03.1987	Tuxworth CLP (4)	0.6		GE result voided	05.09.1987	Tuxworth NAT (4)	6	
Araluen	03.12.1983	Robertson CLP (3)	See Note	61.7	Res.	19.04.1986	Poole CLP (2)	7	
Jingili	03.12.1983	Everingham CLP (2)	21.9		Res.	15.12.1984	Setter CLP (2)	5	

Division	Previous General Election				By-election				
	Date	Elected (No. of Candidates)	STL %*	PVM % [^]	Cause	Date	Elected (No. of Candidates)	STL %*	PVM % [^]
Millner	07.06.1980	Isaacs ALP (2)	1.9		Res.	21.11.1981	Smith ALP (5)	4.3	
MacDonnell	07.06.1980	Perkins ALP (2)	7.7		Res.	28.03.1981	Bell ALP (2)	17.8	
Alice Springs	19.10.1974	Kilgariff CLP (3)	See Note	72.2	Res.	7.02.1976	Manuell CLP (3)	See Note	53.2

Res. – Resignation

Dec'd – Deceased

(-) – Number of candidates

* STL – Swing to lose

[^] PVM – Primary Vote Margin

* **Note:** A full distribution of preferences has only taken place as a matter of course since 2005. Prior to that, counting ceased when a candidate received an absolute majority. The swing to lose can still be calculated prior to 2005 if only two candidates contested the election; or where three or more candidates contested the election and a full distribution was required in order to establish the successful candidate.

Elector Mail-Out Letter



**NORTHERN
TERRITORY
ELECTORAL
COMMISSION** | 3rd Floor, TCG Centre | 80 Mitchell Street, Darwin | GPO Box 2419, Darwin NT 0801
 | T 08 8999 5000 | F 08 8999 7630 | E ntec@nt.gov.au | ABN 8408 5734 992

Barcode
Elector ID

Elector Name
Elector Address

Dear Elector

Your current enrolment details for the **Division of Wanguri** are shown below

Polling day is **Saturday 16 February 2013**. Polling places will be open from 8am to 6pm and a map showing their location in your division is printed on the back of this letter.

If you cannot vote on polling day, early voting is available at NTEC offices in Darwin and Alice Springs. Contact the NTEC for locations and opening hours. You can also vote by post. Postal applications should be made as soon as possible. Applications should be made to provide enough time for the postal ballots to be received through the post by polling day. The deadline for the receipt of postal applications is 6 pm on Thursday 14 February.

For further information about the election and voting services:

- Call 1800 MYVOTE (1800 698 683)
- Go online at www.ntec.nt.gov.au, or
- Visit the NTEC offices in Darwin and Alice Springs
- Email ntec@nt.gov.au.

Remember, voting is compulsory.

Bill Shephard
Electoral Commissioner

Your enrolment details:

Enrolled Address

Division of Wanguri
See map on the back of letter

POLLING PLACES



OPEN 8am - 6pm SATURDAY 16 FEBRUARY
VOTING IS COMPULSORY

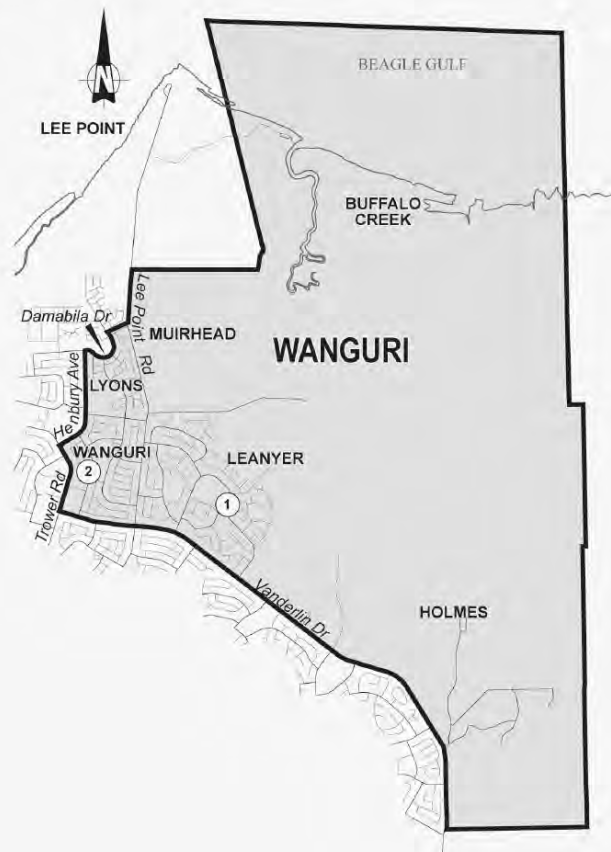
DIVISION OF WANGURI

All persons enrolled in the division of Wanguri **MUST** vote.





POLLING PLACES

WANGURI

- 
1 LEANYER
 Pre School
 Leanyer Drive
- 
2 WANGURI
 Primary School
 Wanguri Terrace



KEY

-  Polling place
-  Full wheelchair access
-  Wheelchair assisted access
-  Division area

Informal Ballot Paper Survey (3 candidates contesting election)

Assumed intentional informality						Assumed unintentional informality												
						Only		Numbering										
	Blank	Scribble	All the same	Other	Sub-Total	1st preference	✓ or x	✓ or x + Preferences	Duplicated	Non-sequential	Incomplete	Illegible	Signed	Alpha used	Admin error	Sub-Total	Grand Total	
No.	52	11	24	3		19	21	3	3	5	0	0	0	0	0			
%	57.8	12.2	26.7	3.3		37.3	41.2	5.9	5.9	9.8	0.0	0.0	0.0	0.0	0.0			
No.	Total Intentional Formality				90	Total Unintentional Formality										51	141	
%					63.8											36.2	100.0	

Summary of Public Awareness Activities

Medium	Key Messages	No.
Newspaper Placements	<ul style="list-style-type: none"> • Enrolment. • Enrolment pointer. • Issue of Writ and nominations. • Close of roll. • Early voting and postal voting services. • Mobile polling. • Polling place locations. 	7
Media Releases	<ul style="list-style-type: none"> • Issue of Writ/roll close, key dates for by-election, enrolment lodgement. • Close of roll deadline, enrolment stall at Hibiscus Shopping Centre, enrolment lodgement. • Nominations declared, early and postal voting services, addressed mail to enrolled electors. 	3
Targeted Communication (E-mails/Phone)	<p>Emailed media, candidates and stakeholders</p> <ul style="list-style-type: none"> • Key dates for the by-election, summary of advertising responsibilities, authorisation provisions, electronic media blackout, disclosure obligations for publishers and broadcasters. • Public declaration of nominations and draw for ballot paper positions. • Election night figures received, counting process, timing of declaration of the poll. • Share point server experiencing difficulties, attached progressive counts. • Attached progressive counts, final for night, timing of recheck for all election night counts, timing of additional admitted declaration votes. • Recheck scrutiny of polling night counts, no further counting, deadline for receipt of postal votes, declaration of the poll timing. 	6
	<p>Phone contact with Defence Personal</p> <ul style="list-style-type: none"> • Phone contact made with all known persons with defence related occupation on their enrolment; detailing voting service options for early voting and postal voting if unable to vote on polling day. 	182
Addressed Mail-Out	<ul style="list-style-type: none"> • Direct mail-out to all Wanguri electors (excluding silent electors) with normal mail delivery addresses; enrolment details, polling services and polling day information, including enrolment form. 	4 949
Non Addressed Mail-Out	<ul style="list-style-type: none"> • Letter box dropped known vacant addresses in the division, providing enrolment forms and general election information prior to the close of roll. 	442
Street Banners/Signage	<p>Static 'Polling Place Here' signs were installed to identify Leanyer Pre-school and Wanguri Primary School polling places from week beginning Monday 11 February 2013.</p>	5
Election Bulletins	<ul style="list-style-type: none"> • Key dates for the election, NTEC election activities, nomination processes, postal and early voting, proposed static polls, mobile polling location, election advertising authorisation, campaign material and electoral matter, electronic advertising, printed advertising, how to vote material, election signage. • Close of roll, nominations, draw for candidates' names for ballot paper. • Roll statistics, nominations, reminders re early voting, candidate draw. • Nomination results, early voting, advertising and campaign materials, postal voting. • Elector mail-out, defence personnel contact, postal vote applications, confirmation of static polling places. • Postal vote applications, campaign signage, early/postal voting statistics. • Campaign signage at polling places, mobile polling schedule, scrutineer centres and number of scrutineers permitted. • Postal voting reminder. • Postal vote application deadline, postal voting statistics, early voting closure and statistics to date. • Reminder re signage at polling places, scrutineer advice (rights and responsibilities), confirmation of scrutiny arrangements, declaration of the poll. • Declaration of the poll advice. • Final count, removal of signage at polling places. 	12

Posters Distributed	<ul style="list-style-type: none"> • Issue of Writ/close of roll. • Enrolment/Roll Close deadline. • Early Voting/Postal Voting services. • Mobile Polling location and times. • List of candidates and contact details. • Division of Wanguri Map - Polling Places. • Election Timetable. 	7
Website Page Views	Enrolment; candidate information; voting services; requirements for campaigning; forms, advertisements, election results; legislation and links; location of offices and contact details.	15 932
Website Page Links	Links from other websites to NTEC website.	NA
1800 MYVOTE Enquiries	Enrolment; voting services; general enquiries.	354
Enrolment Stall Display (forms received)	Enrolment stall operated at the Hibiscus Shopping Centre.	1 177
Stand Man	Stand alone information device at the Hibiscus Shopping Centre.	1
Public Events	Declaration of nominations; declaration of the poll.	2
Election Specific Branding	Print advertising, electronic advertising; media releases; election bulletins; information materials; public events; website.	N/A

