

PRODUCT CATALOGUE

STEP-DOWN & STEP-UP TRANSFORMER

Converts your input voltage to a lower or a higher output voltage.

FIXED TYPE SERIES

Input: 220V AC
Output: 110V AC*



*100V AC output are also available

PT 0478	50 Watts
PT 4978	75 Watts
PT 0284	100 Watts
PT 8078	125 Watts
PT 2078	150 Watts
PT 0986	200 Watts
PT 1978	250 Watts
PT 9086	300 Watts
PT 1277	350 Watts
PT 1077	500 Watts
PT 4078	750 Watts
PT 1078	1000 Watts

VARIABLE TRANSFORMER

Manually adjustable input voltage for you to attain your desired output voltage – 110V AC & 220V AC.

VARIABLE TYPE SERIES

Input: 85V AC – 235V AC
Output: 110V AC & 220V AC



PVT 500	500 Watts
PVT 750	750 Watts
PVT 1000	1000 Watts
PVT 1500	1500 Watts
PVT 2000	2000 Watts

BOX TYPE SERIES

Input: 220V AC
Output: 100V AC or 110V AC



PT 750	750 Watts
PT 1000	1000 Watts
PT 1500	1500 Watts
PT 2000	2000 Watts
PT 2500	2500 Watts
PT 3000	3000 Watts
PT 3500	3500 Watts
PT 4000	4000 Watts
PT 5000	5000 Watts
PT 7500	7500 Watts
PT 10000	10000 Watts
PT 15000	15000 Watts

VARIABLE TYPE SERIES

Input: 100V AC – 220V AC
Output: 110V AC & 220V AC



PVT 2500	2500 Watts
PVT 3000	3000 Watts
PVT 3500	3500 Watts
PVT 5000	5000 Watts
PVT 10000	10000 Watts
PVT 15000	15000 Watts

DUAL VOLTAGE SERIES

Input: 220V AC
Output: 100V AC & 110V AC



PT 0478 DV	50 Watts
PT 4978 DV	75 Watts
PT 0284 DV	100 Watts
PT 8078 DV	125 Watts
PT 2078 DV	150 Watts
PT 0986 DV	200 Watts
PT 1978 DV	250 Watts
PT 9086 DV	300 Watts
PT 1277 DV	350 Watts
PT 1077 DV	500 Watts

SWITCH & FUSE SERIES

Input: 220V AC
Output: 110V AC



PT 0478 SA	50 Watts
PT 4978 SA	75 Watts
PT 0284 SA	100 Watts
PT 8078 SA	125 Watts
PT 2078 SA	150 Watts
PT 0986 SA	200 Watts
PT 1978 SA	250 Watts
PT 9086 SA	300 Watts
PT 1277 SA	350 Watts
PT 1077 SA	500 Watts
PT 4078 SA	750 Watts
PT 1078 SA	1000 Watts

INDUCTION OR AUTO TYPE TRANSFORMER



Input: 440V AC
Output: 220V AC

Fixed Type
50 Watts to 500 Watts

Box Type
750 Watts to 15000 Watts

* Made-to-Order Transformers
Input and output voltage can be specified by customer

INDUCTION TYPE FOR HALOGEN BULB



Input: 220V AC
Output: 12V AC

Fixed Type
50 Watts to 500 Watts


Box Type
750 Watts to 2000 Watts

* Made-to-Order Transformers
Input and output voltage can be specified by customer

Lifetime Service Warranty

PANTHER

 pantherproduct@gmail.com

 (632) 8897-0426; 8697-4608; (0908) 811-5438

AUTOMATIC VOLTAGE REGULATOR (RELAY)




Automatically regulates the output voltage, with a printed circuit board and relay as its main components. Has three stages of electronic relays with an overall voltage range of 70V (2 Up, 1 Down).

AUTOMATIC VOLTAGE REGULATOR (SERVO)

Automatically regulates the output voltage. Controlled by a servo motor, which is more accurate and responds more rapidly. Ideal for delicate devices such as medical equipments.

AVR RELAY SERIES



Input: 180V AC - 250V AC Output: 220V AC



	PVE 501 500 Watts	
	PVE 1001 1000 Watts	
	PVE 1501 1500 Watts	
	PVE 501 D* 500 Watts	
	PVE 1001 D* 1000 Watts	
	PVE 1501 D* 1500 Watts	
	PVE 2001 D* 2000 Watts	

* with 3 to 5 minutes power on delay

AVR SERVO MOTOR SERIES

**Input: 160V AC – 240V AC
Output: 100V AC, 110V AC & 220V AC**



	PVS 500 500 Watts	
	PVS 1000 1000 Watts	
	PVS 1500 1500 Watts	
	PVS 2000* 2000 Watts	

<p style="text-align: center;">Input: 190V AC – 250V AC Output: 110V AC, 220V AC</p>  <p style="text-align: center;">PVS 3000* 3000 Watts</p>	<p style="text-align: center;">Input: 190V AC – 250V AC Output: 220V AC</p>  <p style="text-align: center;">PVS 5000* 5000 Watts</p>
--	--

* with 3 to 5 minutes power on delay

AVR RELAY SERIES

**Input: 150V AC – 250V AC
Output: 100V AC, 110V AC & 220V AC X 3**

	PVR 500 500 Watts	
	PVR 1000 1000 Watts	
	PVR 1500 1500 Watts	
	PVR 2000* 2000 Watts	







* with 3 to 5 minutes power on delay

UNINTERRUPTIBLE POWER SUPPLY (UPS)

Supplies back-up power to your computer during power interruptions. Comes with overload and short circuit protection.

UNINTERRUPTIBLE POWER SUPPLY

Input: 165V AC – 275V AC Output: 220V AC


		
		
		
		

Battery for UPS are also available:

PUP 501 500 VA (300 Watts)	7AH 12V
PUP 701 700 VA (420 Watts)	9AH 12V
PUP 1501 1500 VA (900 Watts)	
PUP 3000 3000 VA (1800 Watts)	

AIRCON TO FAN TIMER

Input: 220V AC Output: 220V AC




	PAT 3001 3000 Watts
	PAT 3001 D* 3000 Watts




No need to wake up in the middle of the night because this product automatically turns your air conditioner off and switches your fan on.

* with 3 to 5 minutes power on delay

VOLTAGE PROTECTOR




Voltage cut-off - Min: 160V AC, Max: 250V AC
Surge Protection – 900 joules
Power on delay – 15 sec/ 30- sec/ 3 minutes

PVP 2500 2500 Watts for general household equipment
PVP 3500 3750 Watts for air-conditioner

POWER ON DELAY

Input: 220V AC Output: 220V AC

	PPD 1000 2500 Watts
--	----------------------------

Cuts off and delays power from the source to appliances for 3 to 5 minutes after power interruptions.


PANTHER

pantherproduct@gmail.com

(632) 8897-0426; 8697-4608; (0908) 811-5438

ADAPTER TRANSFORMER

Input: 110V AC & 220V AC **Available AC Outputs**





200 MA 500 MA 750 MA One Amp Two Amp Three Amp Six Amp Twelve Amp Fifteen Amp	}	6V, 6V 7.5V, 7.5V 9V, 9V 12V, 12V 1.5V, 3V, 4.5V, 6V 7.5V, 9V, 12V
---	---	---

*** Made-to-Order Transformers**
 Input and output voltage can be specified by customer

EXTENSION CORD

Input: 220V AC Output: 220V AC
Max Capacity: 2500 Watts






PEC 0906

1 Neon Switch w/ Circuit Breaker
 2 Universal Outlets
 FC #16/2 3 mtrs.

VOLTAGE SURGE PROTECTOR

Input: 220V AC Output: 220V AC
Max Capacity: 2500 Watts






PSP 0504

1 Neon Switch w/ Circuit Breaker
 3 Universal Outlets w/ Grounding
 RC #16/3 3 mtrs.

VOLTAGE SURGE PROTECTOR

Input: 220V AC Output: 220V AC
Max Capacity: 2500 Watts






PSP 1202

1 Neon Switch w/ Circuit Breaker
 4 Two-way outlets
 FC #16/2 3 mtrs.

VOLTAGE SURGE PROTECTOR

Input: 220V AC Output: 220V AC
Max Capacity: 2500 Watts






PSP 1102

1 Neon Switch w/ Circuit Breaker
 4 Parallel Outlets w/ Grounding
 RC #16/3 3 mtrs.

VOLTAGE SURGE PROTECTOR

Input: 220V AC Output: 220V AC
Max Capacity: 2500 Watts






PSP 0211

4 Neon Switches
 4 Two-way outlets
 1 Circuit Breaker
 FC #16/2 3 mtrs.

VOLTAGE SURGE PROTECTOR




Input: 220V AC Output: 220V AC
Max Capacity: 2500 Watts

PSP 0495 3 Neon Switches
 RC #16/3 1.75 mtrs. 2 Two-way outlets
PSP 0896 2 Parallel Outlets w/ Grounding
 RC #16/3 5 mtrs. 1 Circuit Breaker

VOLTAGE SURGE PROTECTOR



Input: 220V AC Output: 220V AC
Max Capacity: 2500 Watts

PSP 0818 6 Neon Switch
 RC #16/3 1.75 mtrs. 3 Parallel Outlets w/ Grounding
PSP 0119 3 Two-way Outlets
 RC #16/3 5 mtrs. 1 Circuit Breaker

VOLTAGE SURGE PROTECTOR



Input: 220V AC Output: 220V AC
Max Capacity: 2500 Watts

PSP 0792 1 Neon Switch w/ Circuit Breaker
 RC #16/3 1.75 mtrs. 6 Parallel Outlets w/ Grounding
PSP 0394
 RC #16/3 5 mtrs.

VOLTAGE SURGE PROTECTOR

Input: 220V AC Output: 220V AC
Max Capacity: 2500 Watts

PSP 1210 1 Neon Switch w/ Circuit Breaker
 RC #16/3 1.75 mtrs. 6 Parallel Outlets w/ Grounding
PSP 0512 90° outlet orientation
 RC #16/3 5 mtrs.

PANTHER

M pantherproduct@gmail.com


(632) 8897-0426; 8697-4608; (0908) 811-5438

BATTERY CHARGER

Recharge your car or truck batteries, anytime anywhere! Comes with fuse and overheat protection.

MANUAL BATTERY CHARGER SERIES


Input: 220V AC



PBC 6A	6 Ampere	6V DC & 12V DC
PBC 12A	12 Ampere	6V DC & 12V DC
PBC 24A	24 Ampere	12V DC & 24V DC

AUTOMATIC BATTERY CHARGER SERIES

Input: 220V AC - 240V AC 60 Hz



7-Stage automatic charging:
Stage 1: Desulphation
Stage 2: Soft start
Stage 3: Bulk
Stage 4: Absorption
Stage 5: Battery test
Stage 6: Recondition
Stage 7: Float

PBA 1012 10 Ampere 12V DC
PBA 1024 10 Ampere 24V DC


- Ideal for 4WD's and light commercial trucks
- Superior charging & maximizes battery life

POWER INVERTER

Easily operate your AC appliances such as computers and portable TVs with this fully portable unit that gives you a standard AC outlet anywhere.

POWER INVERTER SERIES

MODIFIED SINE WAVE
Input: 12V DC Output: 220V AC 60 Hz



PPI 150	150 Watts	w/ Cigarette Lighter Plug
PPI 300	300 Watts	w/ " and Battery Clips
PPI 500	500 Watts	Terminal Connection
PPI 1000	1000 Watts	Terminal Connection
PPI 2000	2000 Watts	Terminal Connection

POWER INVERTER SERIES

MODIFIED SINE WAVE
Input: 24V DC Output: 220V AC 60 Hz




PPI 524	500 Watts	Terminal Connection
PPI 1024	1000 Watts	Terminal Connection

NOTE:

MODIFIED SINE WAVE Inverters are not recommended for use with T5 Lamps, Induction Cookers, LED Products, and motor type equipment.

POWER INVERTER SERIES

PURE SINE WAVE
Input: 12V DC Output: 220V AC 60 Hz




PSI 1000 1000 Watts Terminal Connection

PURE SINE WAVE Inverters can be used with most types of appliances.

AUTOMATIC INVERTER CHARGER

(C) Input / (I) Output: 220V ~ 240V AC 60 Hz
(C) Output / (I) Input: 12V DC
INVERTER Capacity: 600 Watts
CHARGER Capacity: 5 Ampere



3-Stage automatic charging:
Stage 1: Bulk
Stage 2: Absorption
Stage 3: Float

PIC 605 5 Ampere 12V DC / 600 Watts 220V AC


- Ideal for 4WD's and light commercial trucks
- Superior charging and maximizes battery life
- Can provide AC power to computers, TVs, etc.

INVERTER CHARGER

2-in-1 POWER INVERTER & BATTERY CHARGER
 Easily operate your AC appliances such as computers and portable TVs with this fully portable unit that gives you a standard AC outlet anywhere. Conveniently re-charge your drained 12V batteries with the 2-in-1 unit. It also produces uninterrupted AC Power from either Main Supply or Battery Supply.

MONEY CHECKER

Input: 220V AC



PMC 0801 Money Checker
PBL 0004 Black Light 4 Watts

MINI JUMPSTART


NEW with Power bank



PJS 0519
8000 mah
Jumper Cable
USB Cable
Case

DC ELECTRONIC BALLAST

Input: 12V DC
(50 pcs. Per Box)



PEB 10 10 Watts
PEB 20 20 Watts

INTELLIGENT MOSQUITO TRAP

Input: 220V AC



PMT 0413

- Built-in UV LED light attracts mosquitoes to the device
- Patented funnel-shaped screen hinders trapped insects from flying out thus killing the insects through dehydration
- Consumes less than 5 watts of power

INTELLIGENT MOSQUITO TRAP
Never have to worry about pesky mosquitoes again as this mosquito trap traps these insects inside the collection container quietly, effectively, and hygienically.

BARBEQUE STAND



PBQ 0799


APPLIANCE ROLLER



PAR 1096
Capacity: 1200lbs. or 545 kgs.


WATER HEATER

NEW



WH 500 500 Watts
WH 1000 1000 Watts
WH 1500 1500 Watts

FLOOR STRAINER



PFS 0289 Floor Strainer w/
Sediment Trap
Chrome

HEADLIGHT HOUSING



PVH 0584 Z
Volkswagen
Headlight Housing
Zinc Chromate

INDOOR ANTENNA




PIA 100
Rabbit Magic
Antenna
w/ Coaxial Cable

PIA 0584
Indoor
Telescopic
Antenna
w/ TV Wire


ELECTRIC IRON ELEMENT

Input: 220V AC



Electric Iron Micca
600W

BATTERY CLIP



<p>PAC 005 5 Amp</p> <p>PAC 030 30 Amp</p> <p>PAC 050 BZ 50 A Br Zinc</p>	<p>PAC 025 CU 25 A B/R Copper</p> <p>PAC 025 CR 25 A B/R Chrome</p> <p>PAC 050 CU 50 A B/R Copper</p> <p>PAC 050 PB* 50 A B/R Pure Brass</p> <p>PAC 100 ZC 100 A B/R Zinc Chro.</p> <p>PAC 100 CU 100 A B/R Copper</p> <p>PAC 100 PB* 100 A B/R Pure Brass</p>	<p>PAC 005 5 Amp</p> <p>PAC 030 30 Amp</p> <p>PAC 050 BZ 50 A Br Zinc</p>
--	---	--

***Made-to-Order**

ALLIGATOR CLIP

Plastic




w/ Vinyl Boot



<p>PAC 0591 Black/Red Small</p> <p>PAC 0784 Black/Red Big</p>	<p>PAC 0189 VB Black/Red Small</p> <p>PAC 0890 VB Black/Red Medium</p> <p>PAC 0990 VB Black/Red Big</p>	
---	--	--

PLUG & JACK



<p>PBJ 0585 Banana Jack B/R</p> <p>PBP 0385 Banana Plug B/R</p> <p>PTP 1087 Test Prod Pin B/R</p> <p>PLW 0987 Test Lead Wire B/R</p> <p>PTP 0899 Test Prod Pin Type B/R</p> <p>PTP 0999 Test Prod Banana Type B/R</p>	
---	--

WIRE CONNECTOR (STRANDED)




<p>TWP 1 P1 (AWG 22-18)</p> <p>TWP 2 P2 (AWG 22-18)</p> <p>TWP 3 P3 (AWG 22-14)</p>	<p>* w/ Spring Inside</p>
--	---------------------------

WIRE CONNECTOR (SOLID)



<p>TPC 252 2 Wire Red</p> <p>TPC 253 3 Wire Orange</p> <p>TPC 254 4 Wire Yellow</p> <p>TPC 255 5 Wire Gray</p> <p>TPC 258 6 Wire Black</p>	
---	--


CLOSED END CONNECTOR



<p>TCE 2 CE-2 (AWG 22-18)</p> <p>TCE 5 CE-5 (AWG 22-18)</p> <p>TCE 8 CE-8 (AWG 16-10)</p>	
--	--


TERMINAL BLOCK

Horizontal Type




<p>TTB 8H 1.5 mm² (AWG 20-16)</p> <p>TTB 10H 2.5 mm² (AWG 16-14)</p> <p>TTB 12H 6.0 mm² (AWG 12-10)</p>	
---	--

BUTT SPLICE COPPER TERMINAL




<p>TBS 125S (22-18) Small</p> <p>TBS 200M (16-14) Medium</p> <p>TBS 550B (12-10) Big</p>	
---	--

BULLET & SOCKET TERMINAL




<p>TBT 125AF F (22-18) Small</p> <p>TBT 550AF F (12-10) Big</p> <p>TBT 125BM M (22-18) Small</p> <p>TBT 550BM M (12-10) Big</p>	
---	--


COPPER WIRE TERMINAL

<p>PCT 1133 A1 F AC Cap. 7.0mm R. Angle</p> <p>PCT 1034 B1 F AC Cap. 4.5mm</p> <p>PCT 1134 F AC Cap. 6.5mm</p> <p>PCT 1234 B6 F AC Cap. 7.5mm</p> <p>PCT 1295 M AC Cap. 6.5mm</p> <p>PCT 230 D5 Round 3.0 mm</p> <p>PCT 330 Round 3.5 mm</p> <p>PCT 430 Round 5.0 mm</p> <p>PCT 530 D2 Round 6.0 mm</p> <p>PCT 630 Round 8.0 mm</p>		<p>PCT 1198 Y Type 6.0mm</p> <p>PCT 1199 Y Type 4.0mm</p> <p>PCT 1298 Y Type 3.5mm</p>
---	---	---

INSULATED WIRE TERMINAL


<p>PIT 1134 B F AC Cap. 6.5 mm Blue</p> <p>PIT 1134 R F AC Cap. 6.5 mm Red</p> <p>PIT 3110 AM M AC Cap. 3.0 mm Red</p> <p>PIT 4110 AM M AC Cap. 5.0 mm Red</p> <p>PIT 5110 AM M AC Cap. 6.5 mm Red</p> <p>PIT 3110 BF F AC Cap. 3.0 mm Red</p> <p>PIT 4110 BF F AC Cap. 5.0 mm Red</p> <p>PIT 5110 BF F AC Cap. 6.5 mm Red</p> <p>PIT RE1B Round 5.0 mm Blue</p> <p>PIT RE2R Round 3.5 mm Red</p> <p>PIT 630 Round 3.5 mm Yellow</p>		<p>PIT YE6B Y 4.0 mm Blue</p> <p>PIT YE5R Y 3.5 mm Red</p>
---	---	--

SPEAKER SCREW TERMINAL




<p>PST 002 2 Position</p> <p>PST 003 3 Position</p> <p>PST 004 4 Position</p> <p>PST 005 5 Position</p> <p>PST 006 6 Position</p>	
--	--

CABLE TIE



<p>CSL 25060 60 mm</p> <p>CSL 25080 80 mm</p> <p>CSL 25090 90 mm</p> <p>CSL 25100 100 mm</p> <p>CSL 25120 120 mm</p> <p>CSL 25140 140 mm</p> <p>CSL 25160 160 mm</p> <p>CSL 25200 200 mm</p> <p>CSL 40200 200 mm</p> <p>CSL 50300 300 mm</p>	
--	--


TWISTED TIE



Per 100 Pieces (Black)

<p>CTT 25009 90 mm</p> <p>CTT 25015 150 mm</p> <p>CTT 25020 200 mm</p>	
---	--

SOLDERING IRON



QSI 30	30 Watts
QSI 60	60 Watts
QSI 80	80 Watts
QSI 100	100 Watts
QSI 150	150 Watts

SOLDERING IRON STAND



PSS 0895 Soldering Iron Stand
PSS 0305 Mini Stand

GLUE STICK



Glue Stick Small
 L: 95mm D: 8mm
Glue Stick Big
 L: 300mm D: 12mm

NEON LAMP




NE-2
 Neon Lamp Clear
 Color: Warm White

FUSE HOLDER




Fuse Holder Square Type 30 mm
 Fuse Holder Chassis Type 20 mm
 Fuse Holder Chassis Type 30 mm
 Auto Fuse Holder 30 mm
 Lamp Holder for Table Lamp (JAPAN)

METER



PVM-44 AC Voltmeter Sq Type 0-300V AC
PVM-50 AC Voltmeter Sq Type 0-300V AC
PVM-80 AC Voltmeter Sq Type 0-300V AC
PBC 671 DC Ammeter 10 Amp
PBC 672 DC Ammeter 20 Amp
PBC 673 DC Ammeter 30 Amp

RELAY




Mini Relay SPST 10 Amp 12V DC
Mini Relay SPST 16 Amp 12V DC
Relay DPDT 5 Amp 12V DC
Relay DPDT 10 Amp 12V DC
Relay DPDT 5 Amp 220V AC
Relay DPDT 10 Amp 220V AC

SWITCH



Rocker Switch w/ Red Light 10A 250V AC
 Rocker Switch w/ Yellow Light 16A 250V AC
 Refrigerator Switch Ivory Color #8210
 Toggle Switch 10A DPDT

ROTARY SWITCH



5 Amp 1 Pole 11 Positions
16 Amp 1 Pole 11 Positions
25 Amp 1 Pole 8 Positions*
40 Amp 1 Pole 8 Positions*



Knob Small Rotary Switch 5 & 16 Amp.
Knob Big Rotary Switch 10, 20, 30 Amp.
Name Plate Rotary Switch 10, 20, 30 Amp.








*with Knob







TV ANTENNA PARTS





TV Antenna U-Clamp
 Zinc Bracket
 Zinc Bracket Galvanized
 Conical Bracket
 Antenna Knife Switch
 Battery Holder w/ spring
 Dial Spring




EI SILICON CORE	PLASTIC BOBBINS
1/2", 5/8", 3/4", 7/8", 1" 1 1/8", 1 1/4", 1 1/2", 1 3/4" 2", 2 1/4", 2 1/2", 3" 	3/8", 1/2", 5/8", 3/4", 7/8" 7/8"x1", 1", 1"x1 1/8" 1"x1 1/2", 1"x1 3/4" 1 1/8", 1 1/4" 1 1/4"x1 1/2" 1 1/2" 1 1/2"x1 3/4" 1 1/2"x2" 1 1/2"x3 1/8" 1 3/4"x4" 

XFORMER BRACKET	XFORMER COVER W/ HOLE																
3/8", 1/2", 5/8", 3/4", 3/4"x1" 7/8", 7/8"x1", 7/8"x1 1/8" 1", 1"x1 1/8", 1"x1 1/2" 1 1/8", 1 1/8"x1 1/4", 1 1/4" 	<table border="0"> <tr> <td>PHC 0100</td> <td>1"</td> <td rowspan="4"></td> </tr> <tr> <td>PHC 0118</td> <td>1 1/8"</td> </tr> <tr> <td>PHC 0114</td> <td>1 1/4"</td> </tr> <tr> <td>PHC 0112</td> <td>1 1/2"</td> </tr> <tr> <td>PVC 0100*</td> <td>1"</td> <td rowspan="3"></td> </tr> <tr> <td>PVC 0114*</td> <td>1 1/4"</td> </tr> <tr> <td>PVC 0112*</td> <td>1 1/2"</td> </tr> </table> <p>*Paint Primer</p>	PHC 0100	1"		PHC 0118	1 1/8"	PHC 0114	1 1/4"	PHC 0112	1 1/2"	PVC 0100*	1"		PVC 0114*	1 1/4"	PVC 0112*	1 1/2"
PHC 0100	1"																
PHC 0118	1 1/8"																
PHC 0114	1 1/4"																
PHC 0112	1 1/2"																
PVC 0100*	1"																
PVC 0114*	1 1/4"																
PVC 0112*	1 1/2"																

XFORMER METAL LEGS	PVC HANDLE																							
<table border="0"> <tr> <td>PHL 0100</td> <td>1"</td> <td rowspan="4"></td> </tr> <tr> <td>PHL 0118</td> <td>1 1/8"</td> </tr> <tr> <td>PHL 0114</td> <td>1 1/4"</td> </tr> <tr> <td>PHL 0112</td> <td>1 1/2"</td> </tr> <tr> <td>PHL 0134</td> <td>1 3/4" HD</td> <td></td> </tr> <tr> <td>PVL 0200</td> <td>2"</td> <td rowspan="3"></td> </tr> <tr> <td>PVL 0214</td> <td>2 1/4"</td> </tr> <tr> <td>PVL 0300</td> <td>3"</td> </tr> </table>	PHL 0100	1"		PHL 0118	1 1/8"	PHL 0114	1 1/4"	PHL 0112	1 1/2"	PHL 0134	1 3/4" HD		PVL 0200	2"		PVL 0214	2 1/4"	PVL 0300	3"	<table border="0"> <tr> <td>PPH 0893</td> <td>Powder Coated*</td> </tr> <tr> <td>PPH 0505</td> <td>w/ Metal Plate HD*</td> </tr> </table> <p>*with Clamp and Screw</p>	PPH 0893	Powder Coated*	PPH 0505	w/ Metal Plate HD*
PHL 0100	1"																							
PHL 0118	1 1/8"																							
PHL 0114	1 1/4"																							
PHL 0112	1 1/2"																							
PHL 0134	1 3/4" HD																							
PVL 0200	2"																							
PVL 0214	2 1/4"																							
PVL 0300	3"																							
PPH 0893	Powder Coated*																							
PPH 0505	w/ Metal Plate HD*																							

TRANSFORMER OUTLET
 <p>Universal Outlet Big HD Universal Outlet Big Plastic Conventional Outlet Small w/ Metal Clip Square Outlet w/ Ground Clip Type</p>

CAMBRIC TUBING	EYELET																				
<table border="0"> <tr> <td>CCT 10</td> <td>1.0 mm</td> </tr> <tr> <td>CCT 15</td> <td>1.5 mm</td> </tr> <tr> <td>CCT 20</td> <td>2.0 mm</td> </tr> <tr> <td>CCT 25</td> <td>2.5 mm</td> </tr> <tr> <td>CCT 30</td> <td>3.0 mm</td> </tr> <tr> <td>CCT 35</td> <td>3.5 mm</td> </tr> <tr> <td>CCT 40</td> <td>4.0 mm</td> </tr> </table> 	CCT 10	1.0 mm	CCT 15	1.5 mm	CCT 20	2.0 mm	CCT 25	2.5 mm	CCT 30	3.0 mm	CCT 35	3.5 mm	CCT 40	4.0 mm	 <table border="0"> <tr> <td>PEY 001</td> <td>Small</td> </tr> <tr> <td>PEY 002</td> <td>Medium</td> </tr> <tr> <td>PEY 003</td> <td>Big</td> </tr> </table>	PEY 001	Small	PEY 002	Medium	PEY 003	Big
CCT 10	1.0 mm																				
CCT 15	1.5 mm																				
CCT 20	2.0 mm																				
CCT 25	2.5 mm																				
CCT 30	3.0 mm																				
CCT 35	3.5 mm																				
CCT 40	4.0 mm																				
PEY 001	Small																				
PEY 002	Medium																				
PEY 003	Big																				

POWER CORD W/ PLUG												
<table border="0"> <tr> <td>Flat Cord # 22/2</td> <td>1.2 Meters HD</td> <td rowspan="3"></td> </tr> <tr> <td>Flat Cord # 18/2</td> <td>1.2 Meters</td> </tr> <tr> <td>Flat Cord # 16/2</td> <td>1.2 Meters</td> </tr> <tr> <td>Royal Cord # 16/2</td> <td>1.2 Meters</td> <td rowspan="2"></td> </tr> <tr> <td>Royal Cord # 14/2</td> <td>1.2 Meters</td> </tr> </table> <p>*Standard Size</p>	Flat Cord # 22/2	1.2 Meters HD		Flat Cord # 18/2	1.2 Meters	Flat Cord # 16/2	1.2 Meters	Royal Cord # 16/2	1.2 Meters		Royal Cord # 14/2	1.2 Meters
Flat Cord # 22/2	1.2 Meters HD											
Flat Cord # 18/2	1.2 Meters											
Flat Cord # 16/2	1.2 Meters											
Royal Cord # 16/2	1.2 Meters											
Royal Cord # 14/2	1.2 Meters											