



PERITIA

Policy, Expertise and Trust

Public perceptions on climate change



PERITIA

Policy, Expertise and Trust



This survey is part of the EU-funded PERITIA project which reviews the role of science in policy decision-making and the conditions under which people should trust and rely on expert opinion that shapes public policy.

The survey was conducted in the UK, Ireland, Norway, Poland, Italy and Germany, drawing on the proprietary online panel of Savanta in the UK and similar panels in their network in the other countries. See the technical note at the end of this report for more details.

This project has received funding from the European Union's Horizon 2020 research and innovation programme under grant agreement No 870883.



Knowledge and misperceptions of climate change

There are widespread misperceptions of scientists' views on climate change. Across all six countries, the average estimate for the proportion of scientists who have concluded that human-caused climate change is happening is 68% – far lower than the reality, of 99.9%.

There is also some doubt over the causes of climate change. Three quarters of people (74%) on average say that climate change is mainly caused by human activities. This figure is 82% in Italy, but only 61% in Norway.

Large numbers of people also believe that oil companies are hiding technology that could make cars run without petrol or diesel. 44% on average believe this – as high as 53% in Italy, but as low as 29% in Norway.



People think that the average estimate for the scientific consensus on human-caused climate change is 68% - the reality is 99.9%.

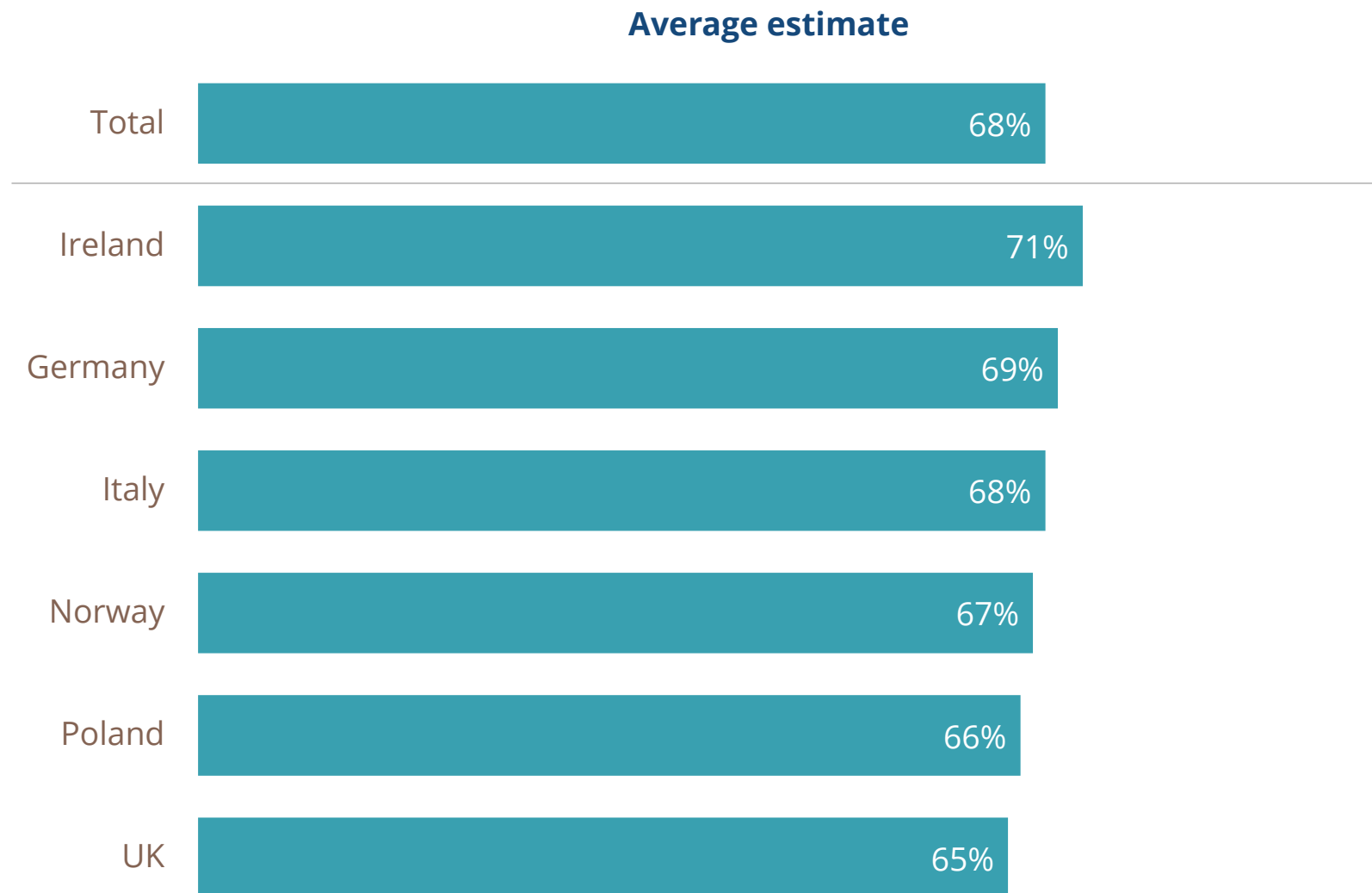
To the best of your knowledge, what percentage of climate scientists have concluded that human-caused climate change is happening?

People across six European countries think that 68% of climate scientists have concluded that human-caused climate change.

In reality, 99.9% of climate scientists have reached this conclusion.¹

People in the UK are the furthest away from having an accurate perception on this issue, but people in all countries underestimate the extent of the scientific consensus on climate change.

The country with the most accurate perception is Ireland with 71%.



[1] Lynas, M et al (2021) 'Greater than 99% consensus on human caused climate change in the peer-reviewed scientific literature,' *Environmental Research Letters* 16(11): 1-7.

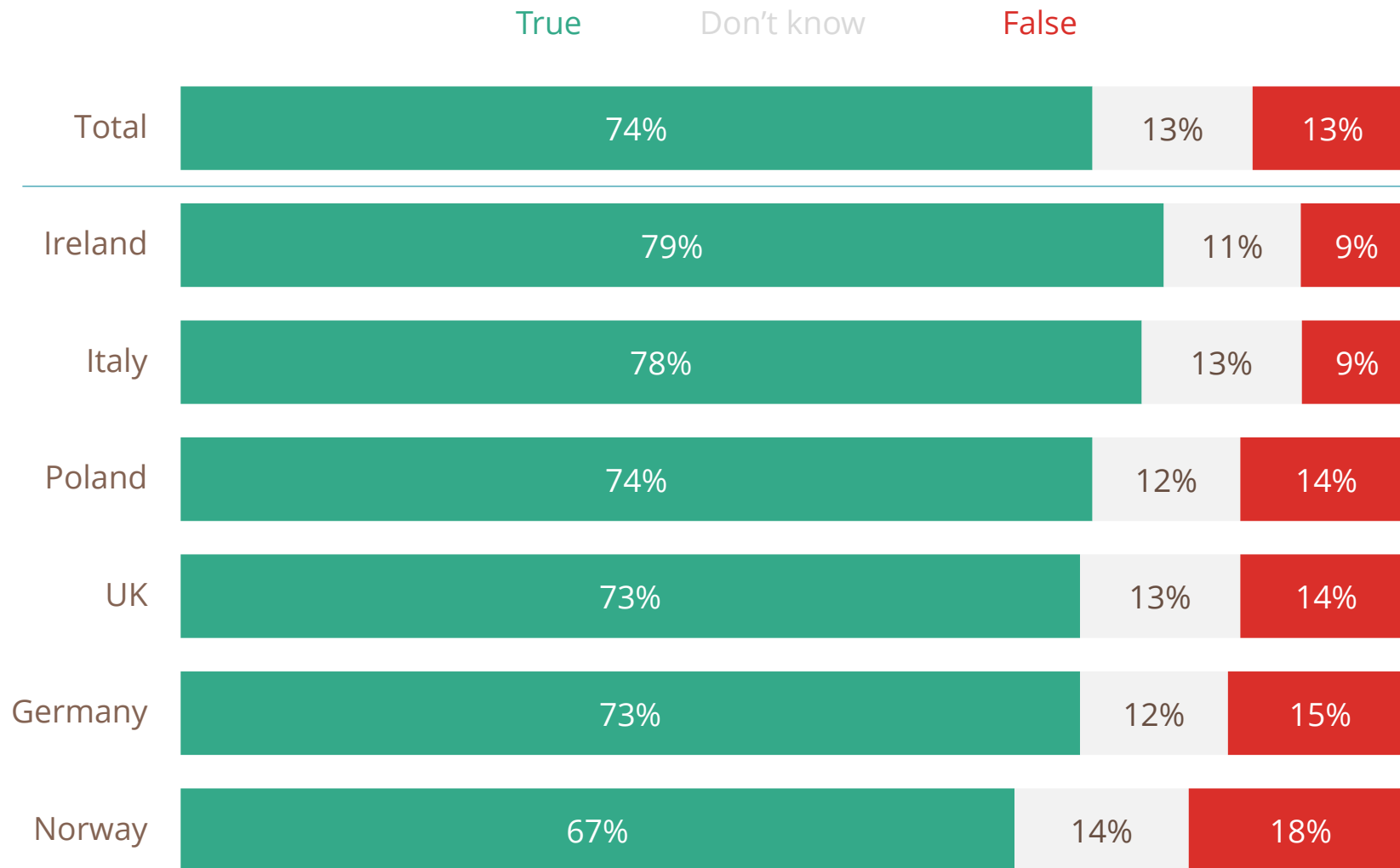
Three-quarters of people think nearly all climate scientists agree human activity causes increases to global temperatures – but one in seven do not

Please say whether you think the following statement is true or false... **Nearly all climate scientists agree that the increase in global temperatures is caused by human activity**

74% of people on average say that nearly all climate scientists agree that the increase in global temperatures is caused by human activity.

However, not everyone is convinced. A quarter say this statement is either false (13%) or that they don't know (13%).

The country where people agree with this the most is in Ireland with 79%, and the country who are most sceptical is Norway, with 67%.



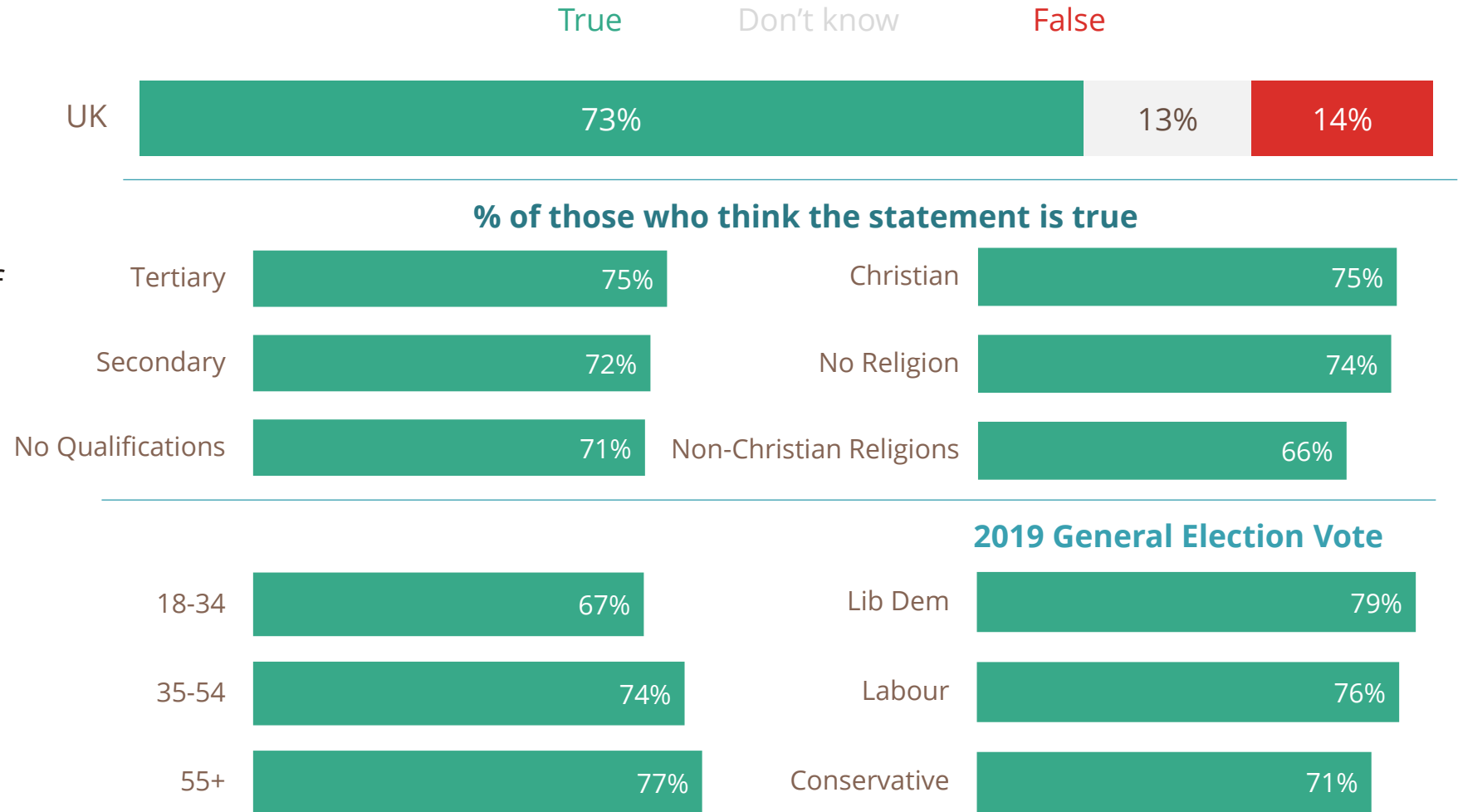
Younger people and some religious people are less likely to think climate scientists agree that the increase in global temperatures is caused by human activity

Please say whether you think the following statement is true or false... **Nearly all climate scientists agree that the increase in global temperatures is caused by human activity**

In the UK, younger people are less likely to think climate scientists agree that the increase in global temperatures is caused by human activity, with 67% of 18–34 year olds thinking this. In contrast, 77% of people aged 55+ think this.

Religion is also a factor in who holds this view. 75% of people who are Christians think the statement is true, compared with 66% of people who belong to other religions.

71% of people who voted Conservative in the 2019 general election agree, compared with 76% of Labour and 79% of Liberal Democrat voters.



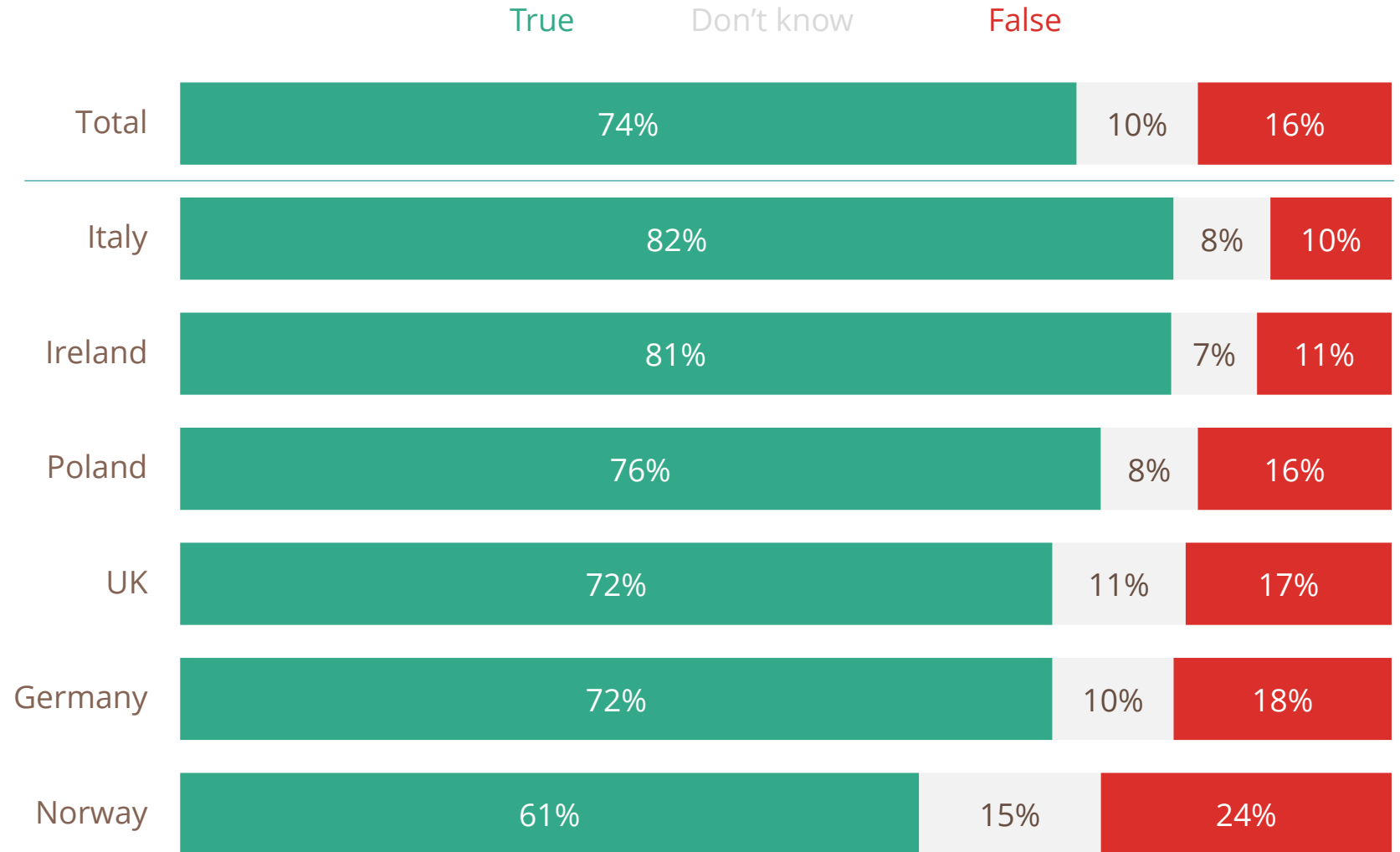
A quarter of people in Norway think climate change is not mainly caused by human activities.

Please say whether you think the following statement is true or false... **Climate change is mainly caused by human activities**

24% of people in Norway think it is false that climate change is mainly caused by human activities – 61% think that this is true.

On average, 74% of people think that climate change is mainly caused by human activities. People in Italy (82%) and Ireland (81%) are most likely to think this.

Around one in six people in Poland (16%), the UK (17%) and Germany (18%) think it's false that climate change is mainly caused by human activities.



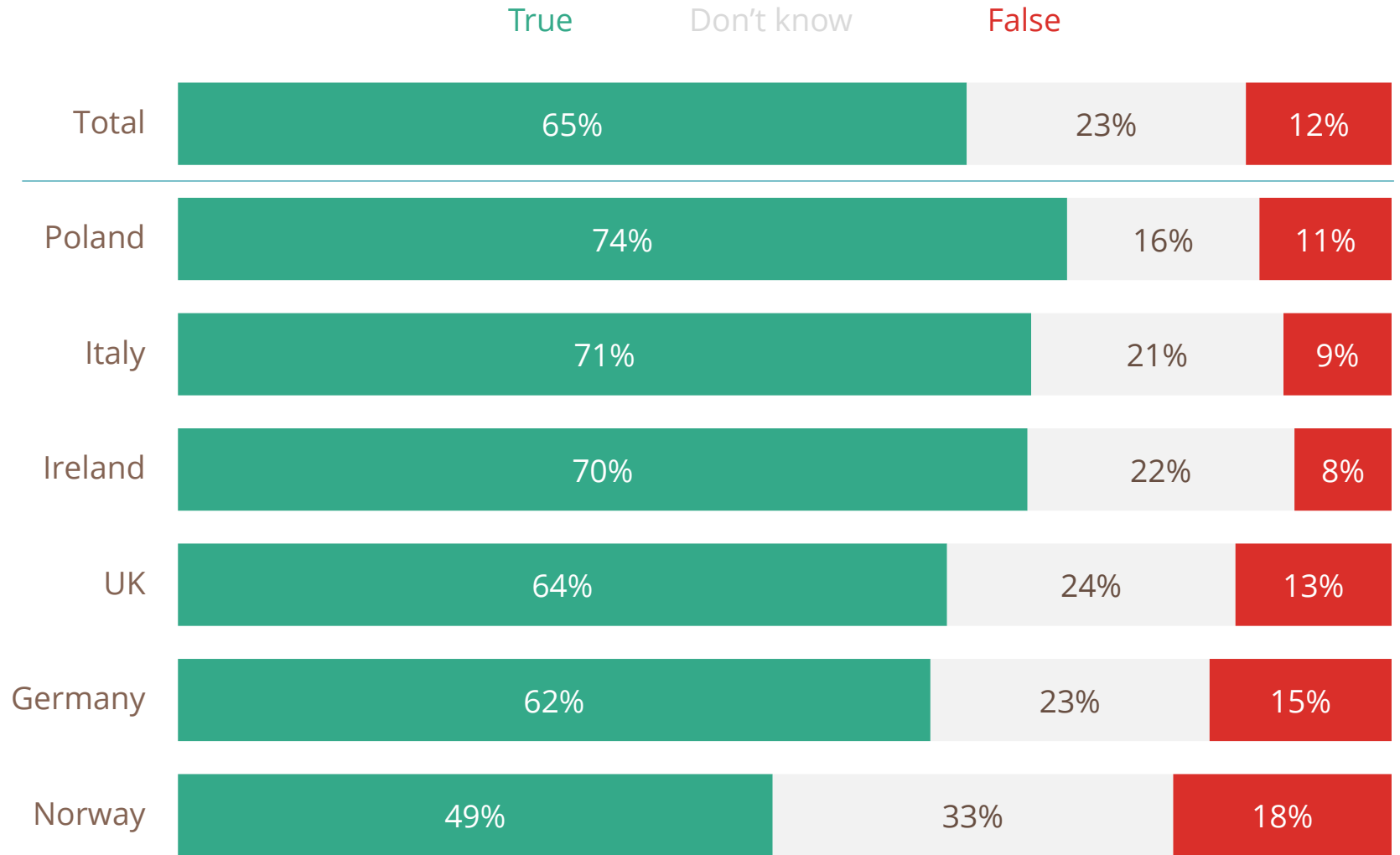
A third of people in Norway are uncertain whether the last century's global increase in temperature was the largest during the past 1,000 years.

Please say whether you think the following statement is true or false... **The last century's global increase in temperature was the largest during the past 1,000 years**

There is a great deal of uncertainty as to whether the last century's global increase in temperature was the largest during the past 1,000 years, though research suggests it was.²

A quarter of people in Ireland (22%), Germany (23%) and the UK (24%) say they don't know if the last century's global increase in temperature was the largest during the past 1,000 years .

People in Poland are most likely to think this statement is true (74%), whereas people in Norway are least likely to think it is true (49%).



[2] Smith, S., Edmonds, J., Hartin, C. et al. (2015) "Near-term acceleration in the rate of temperature change," *Nature Clim Change* 5, 333–336.

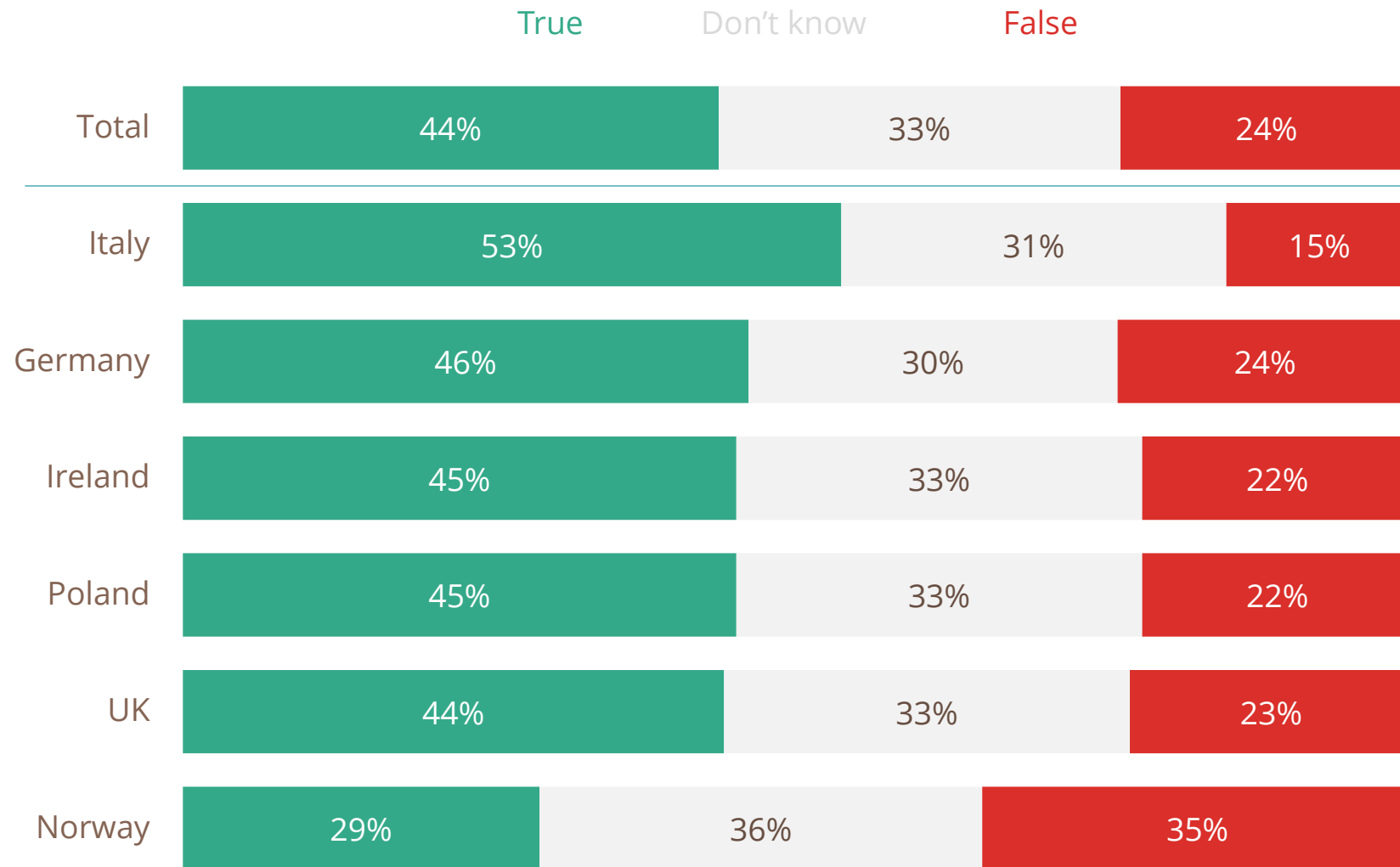
Half of people in Italy think that oil companies are hiding technology that could make cars run without petrol or diesel.

Please say whether you think the following statement is true or false... **Oil companies are hiding technology that could make cars run without petrol or diesel**

In Italy, 53% of people think that oil companies are hiding technology that could make cars run without petrol or diesel. Italy is the only country where a majority of people think this.

In the UK, 44% of people think that oil companies are hiding technology that could make cars run without petrol or diesel. A third (33%) say that they don't know. In Germany, Ireland and Poland the perception is similar.

In contrast, 29% of people in Norway think this. Norway is the only country where more people think this is false (35%) rather than true.



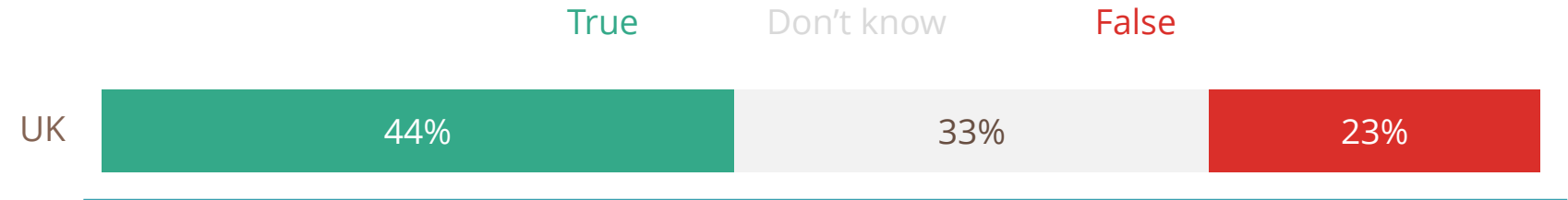
Younger people and Labour voters in the UK are more likely to think that oil companies are hiding technology that could make cars run without petrol or diesel.

Please say whether you think the following statement is true or false... **Oil companies are hiding technology that could make cars run without petrol or diesel**

In the UK, 44% of people think that oil companies are hiding technology that could make cars run without petrol or diesel.

Labour (50%) and Liberal Democrat (43%) voters are slightly more likely to think this than Conservative (36%) voters.

People who are younger and middle aged are more likely to think this than older generations. Only 35% of people aged 55+ think this, compared to 52% of 18-34 year olds.



% of those who think the statement is true



Climate change impact and concern

Large majorities of people are worried about the impact of climate change. 81% of people on average say they are worried about the impact of climate change for future generations, and 80% say this for humanity in general.

Most people also think climate change is harmful now, or will be harmful within the next 10 years. 62% of people on average say this of their own country.

However, Norway is consistently much lower than other countries on these measures. 36% in Norway say climate change will harm them personally now or within the next 10 years, compared against an average of 53%, and 65% in Poland.



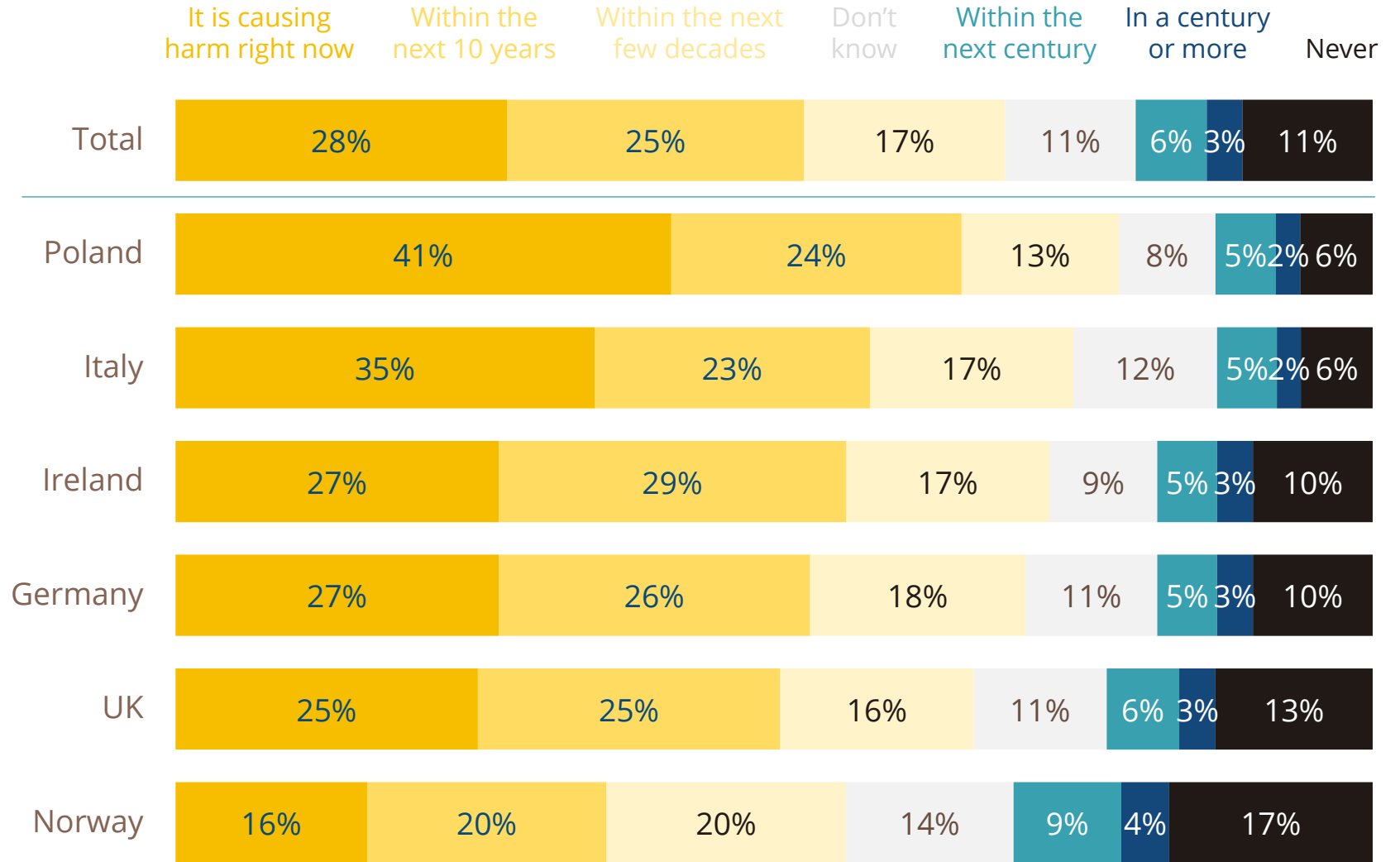
Four in ten people in Poland think climate change is already harming them personally

When, if ever, do you think climate change will start to harm... **you personally?**

A majority of people on average (53%) think that climate change will harm them personally now or within the next 10 years.

In Poland, 41% of people think that climate change is causing harm to them personally right now. This is significantly more than any in the UK where 25% of people think this, and in Norway, where just 16% think it.

In the UK, 13% think that climate change will never harm them personally. This rises to 17% in Norway.



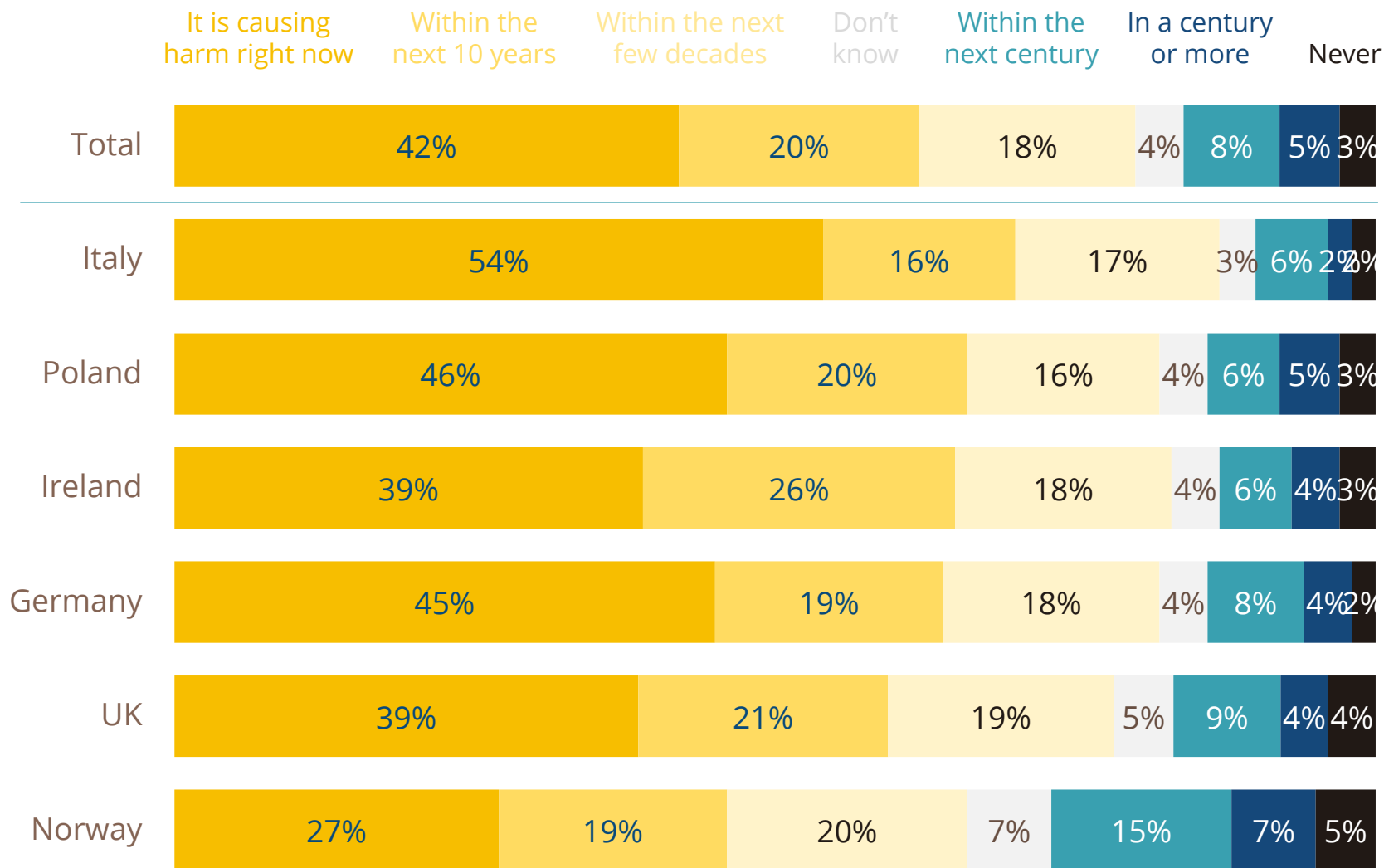
Half of people in Italy think that climate change is already harming their country

When, if ever, do you think climate change will start to harm... **your country?**

In Italy, 54% of people think that climate change is harming their country right now, whilst a further 16% think it will within the next 10 years.

In the UK, 39% of people think that climate change is harming their country right now, whilst a further 19% think it will within the next 10 years.

Norway is the least concerned about climate change, with only 27% of people thinking that climate change is harming their country right now, and a further 19% thinking that it will within the next 10 years.



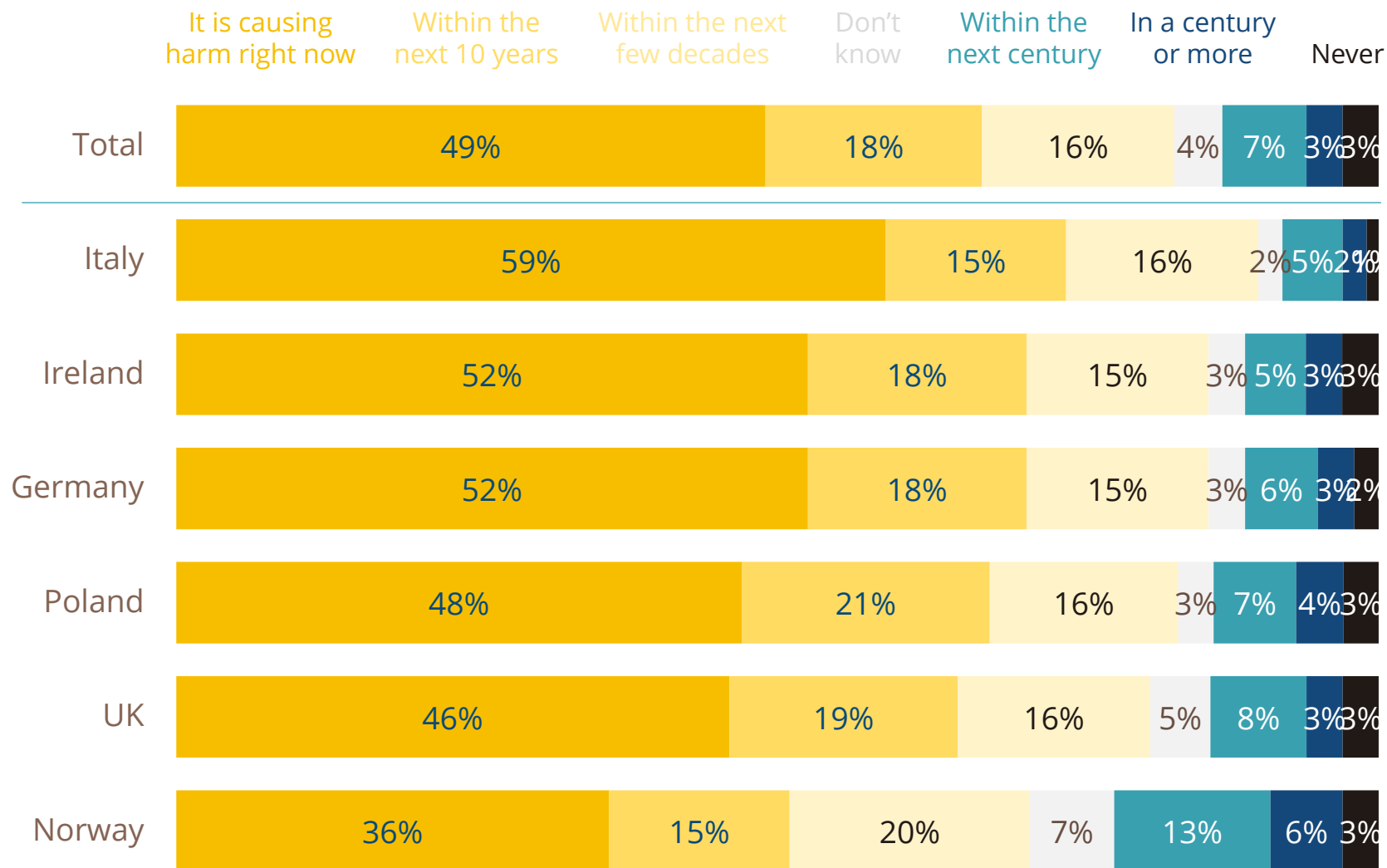
Six in ten people in Italy think that climate change is already harming humanity in general

When, if ever, do you think climate change will start to harm... **humanity in general?**

In Italy, 59% of people think that climate change is harming humanity in general right now. A further 15% think it will harm humanity within the next 10 years.

A majority of people in Ireland (52%) and Germany (52%) also think that climate change is already harming humanity.

In contrast, Norway is the least concerned about climate change for humanity, where 36% of people think that climate change is already harming humanity. This is behind the UK, where 46% of people think this.

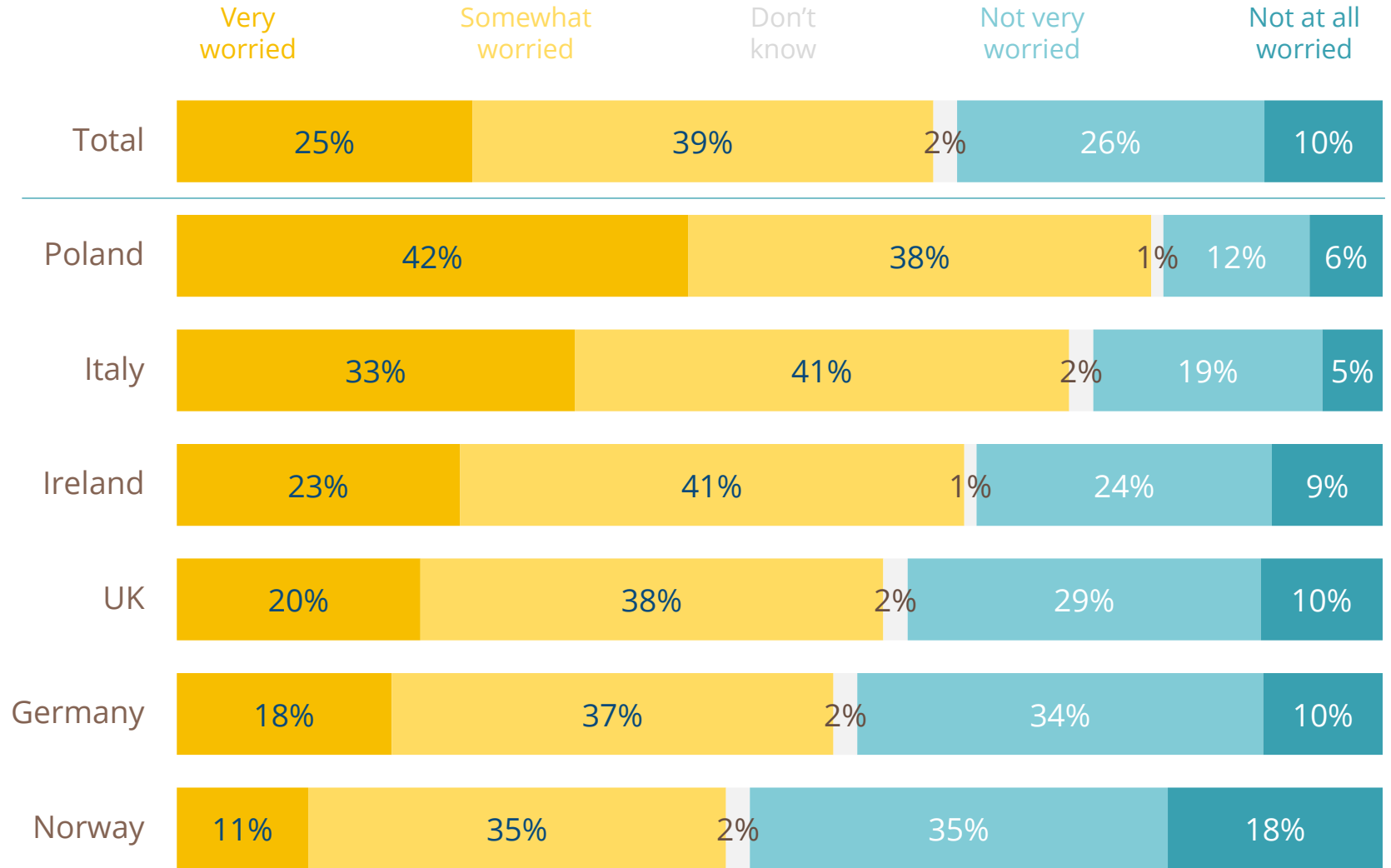


Eight in ten people in Poland are worried about the impact of climate change for them personally

How worried, if at all, are you about the impact of climate change... **for you personally?**

A majority of people in all countries surveyed, except Norway, are worried about the impact of climate change for them personally. People in Poland are the most concerned, with 81% of people worried about the impact of climate change for them personally. People in Italy are closely followed by Italy, where 74% of people are worried about this.

In Norway, 46% of people are worried about this, just 11% of which are very worried. Norway is the only country where a majority of people (52%) are not worried about the impact of climate change for them personally.



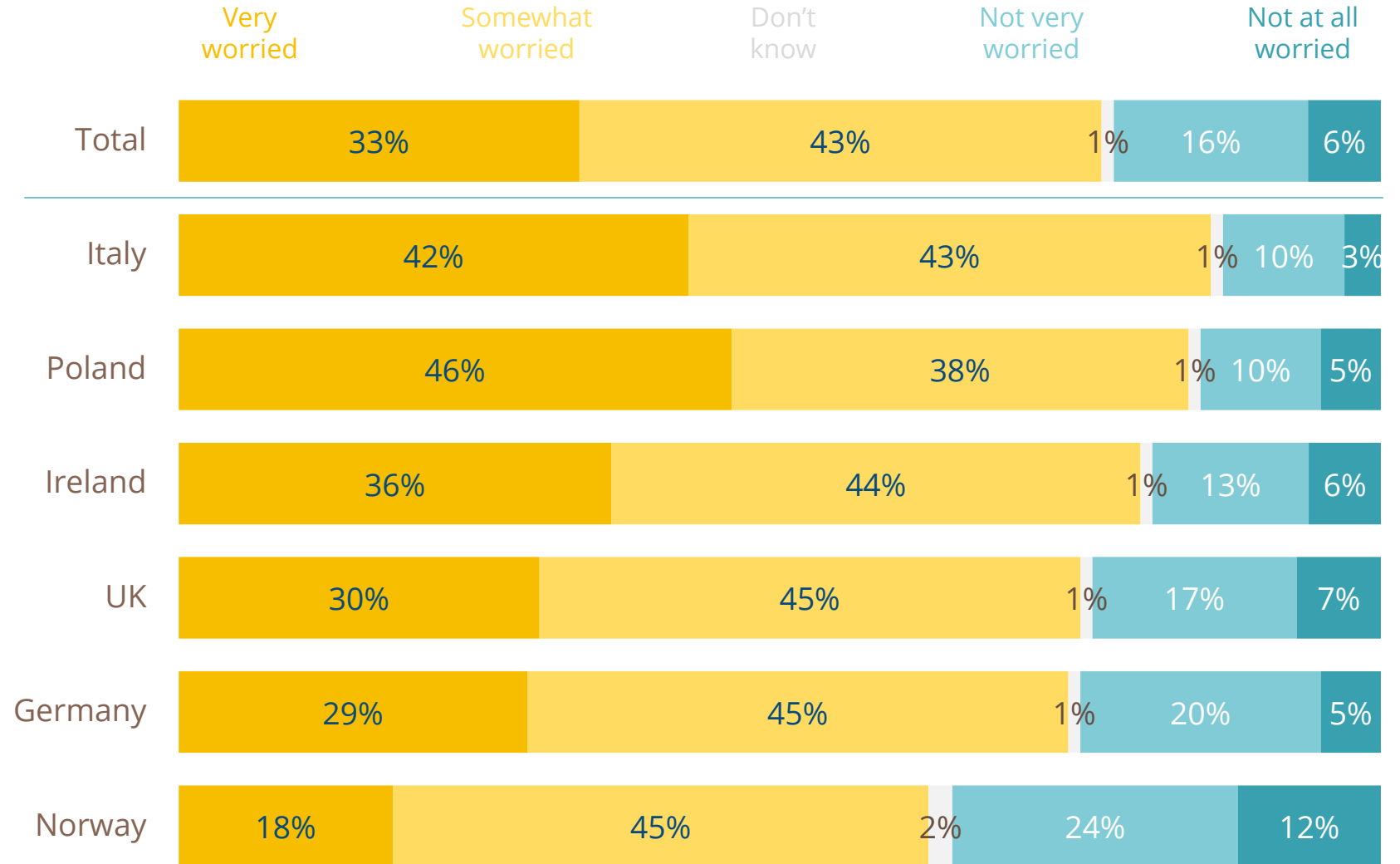
People in Italy and Poland are the most worried about the impact of climate change for their country, whilst people in Norway are the least worried

How worried, if at all, are you about the impact of climate change... **for your country?**

A majority of people in all countries are worried about the impact of climate change for their country. People in Italy (85%) and Poland (84%) are most worried, closely followed by people in Ireland (80%), the UK (75%) and Germany (74%).

People in Norway are the least concerned, 63% of people saying that they are worried about the impact of climate change for their country.

Around a quarter of people in Germany (25%) and the UK (24%) are not worried about the impact of climate change for their country. This rises to 35% for people in Norway.



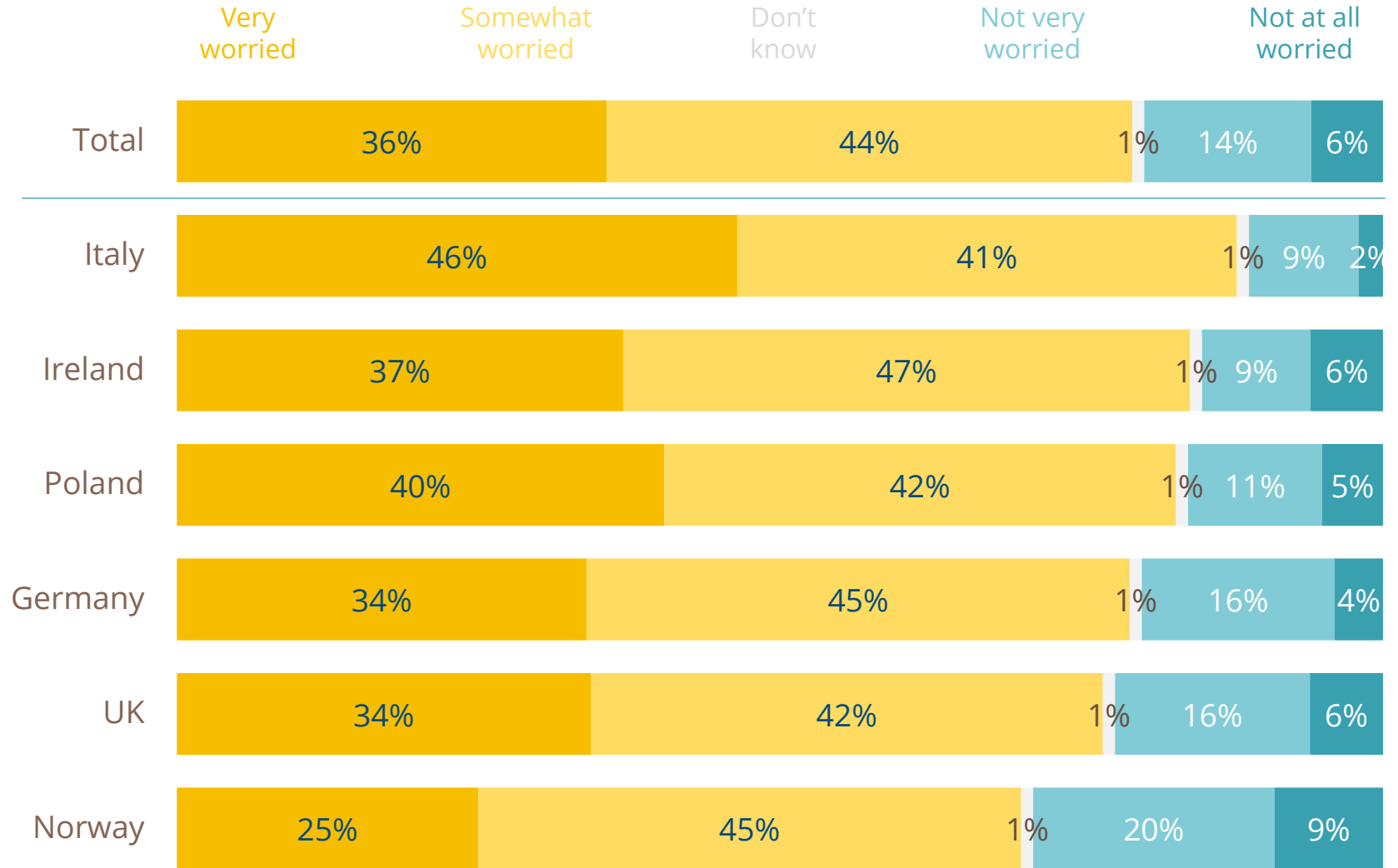
Eight in ten people on average are worried about the impact of climate change for humanity in general.

How worried, if at all, are you about the impact of climate change... **for humanity in general?**

80% of people on average are concerned about the impact of climate change for humanity in general. People in Italy are the most concerned (87%), with 41% being somewhat worried and 46% of people being very worried.

In the UK, 42% of people are somewhat worried about this and 34% are very worried.

Whilst a majority of people in Norway are worried about this, they are the least concerned. Only 25% of people in Norway are very worried about this, whilst 29% say they are not worried.



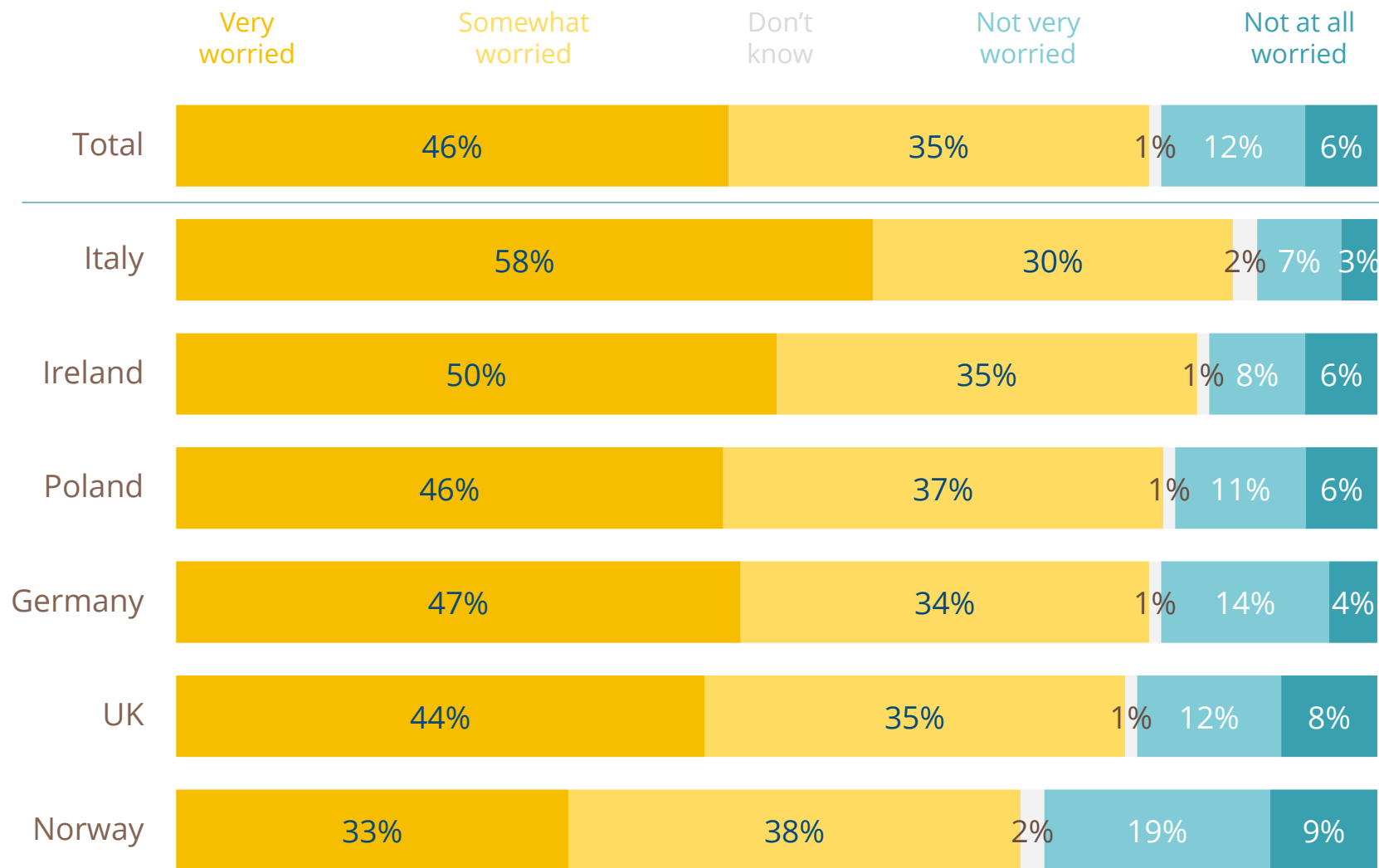
Nine in ten people in Italy are worried about the impact of climate change for future generations

How worried, if at all, are you about the impact of climate change... **for future generations?**

There is a high level of concern about the impact of climate change for future generations, with 81% of people on average saying that they are worried about this.

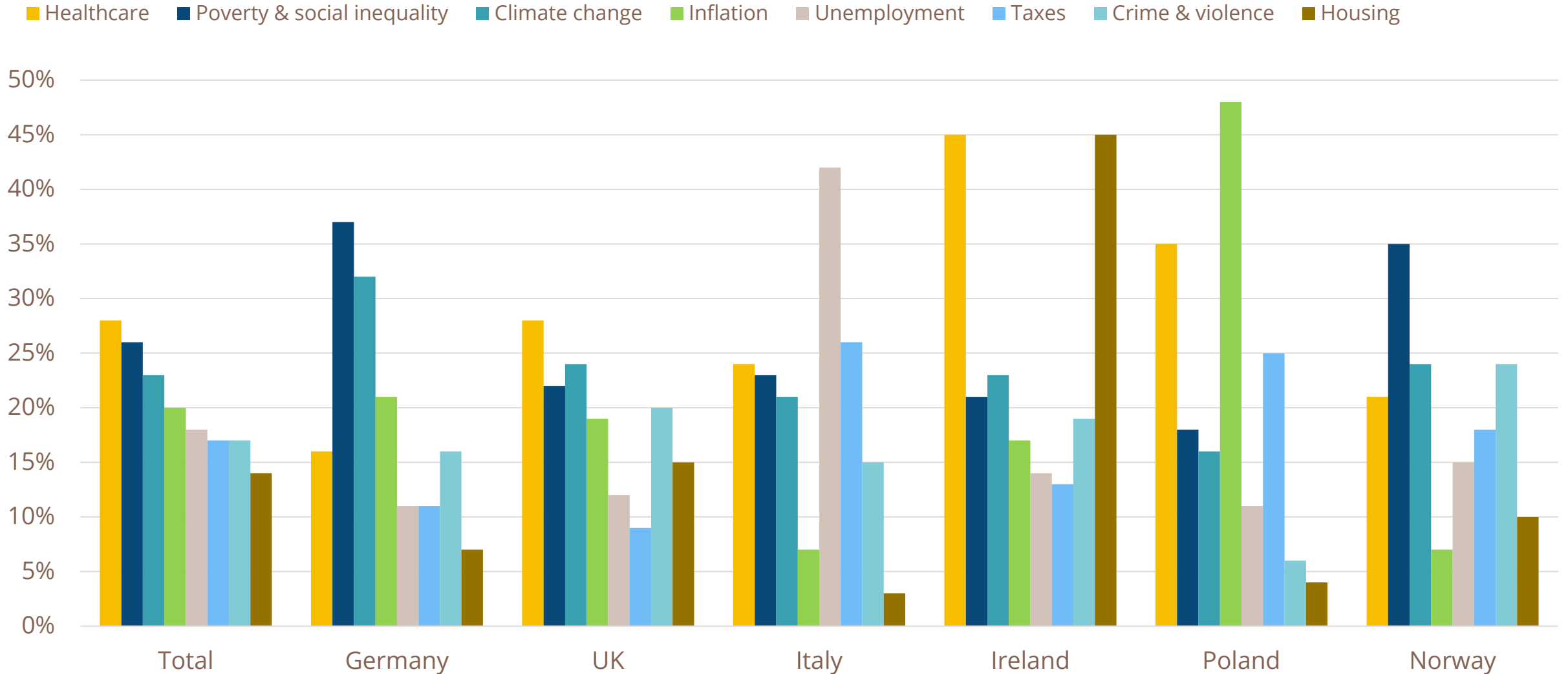
People in Italy are the most concerned about this (88%), closely followed by Ireland (85%).

Whilst a majority of people in Norway are worried about the impact of climate change for future generations, only a third are very worried. A further 28% of Norwegians say they are not worried about this.



On average, healthcare, poverty and climate change are the issues people find to be the most worrying.

Which three of the following topics do you find the most worrying in your country? Please select up to three answers.



Base: 12,346 adults aged 18+, interviewed 4-19th January 2022

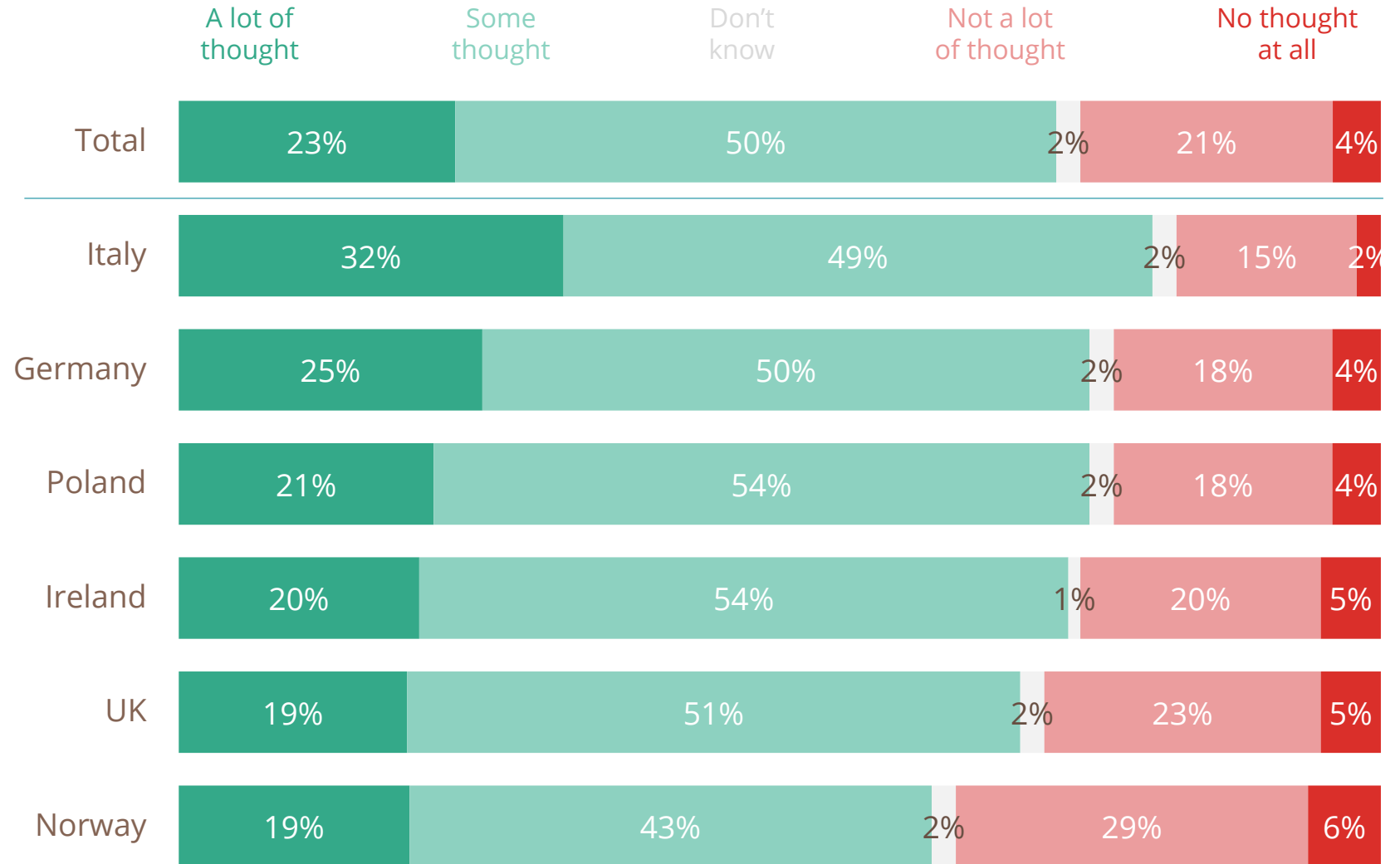
A third of people in Italy say they have given a lot of thought to climate change and the people trying to address it

How much thought, if any, would you say you've given to climate change and the people trying to address it?

On average, 73% of people say they have given thought to climate change and the people trying to address it.

Italy showed the highest level of concern, with one in three people in Italy (32%) saying that they have given this a lot of thought. One in four people in Germany (25%) have given this a lot of thought, as have one in five people on average (23%) across all countries.

Norway have given this the least thought, with 35% of people saying they have not given this thought. In the UK, 28% of people say this, whilst only 17% of people in Italy say it.



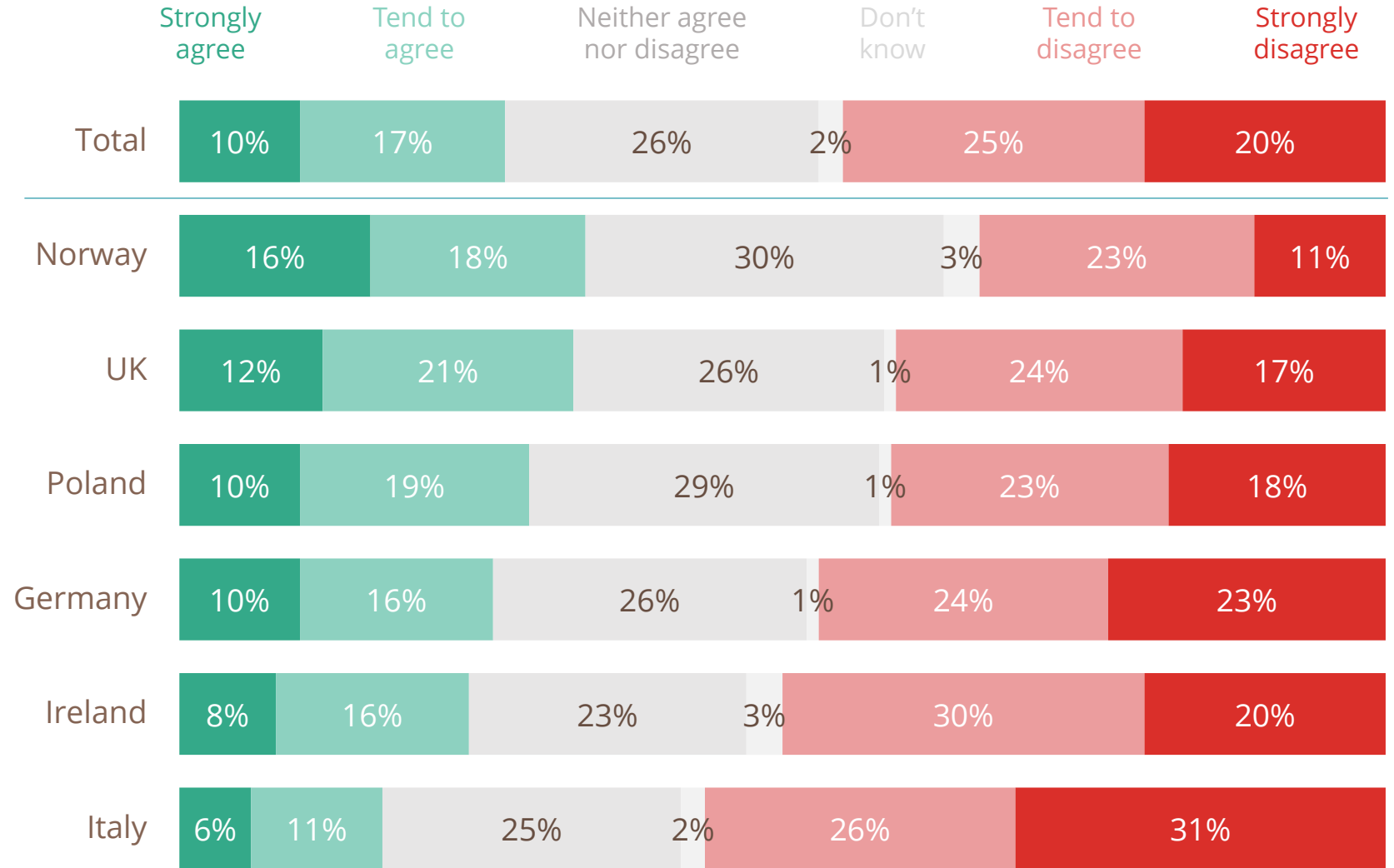
A third of people in the UK and Norway think there are more important things to do in life than think about climate change

How much do you agree or disagree with this statement? **There are more important things to do in life than think about climate change**

People in Norway are most likely to think that there are more important things to do in life than think about climate change, with 34% saying this. This is closely followed by the UK, where 32% of people think this.

However, large numbers of people disagree with this statement. Italy is the only country where a majority of people (57%) do not think there are more important things to do in life than think about climate change.

Many people were also uncertain about this statement. A quarter (26%) of people in on average neither agreed nor disagreed with it.



Action and information on climate change

People are fairly positive about tackling climate change. 48% of people in the UK disagree that climate change is beyond our control and that it's too late to do anything about it, rising to 65% in Ireland. 66% of people on average would like to know more about climate change.

There is support for many of the actions to address climate change. 73% of people on average say that they walk, cycle or use public transport rather than a car, whilst only 3% of people on average say that they would never recycle.

People in Italy are particularly drawn to measures to cut CO₂ emissions. 72% of people in Italy would support a reform to taxation so fuels that are most harmful to the environment are taxed the most compared against an average of 53%.



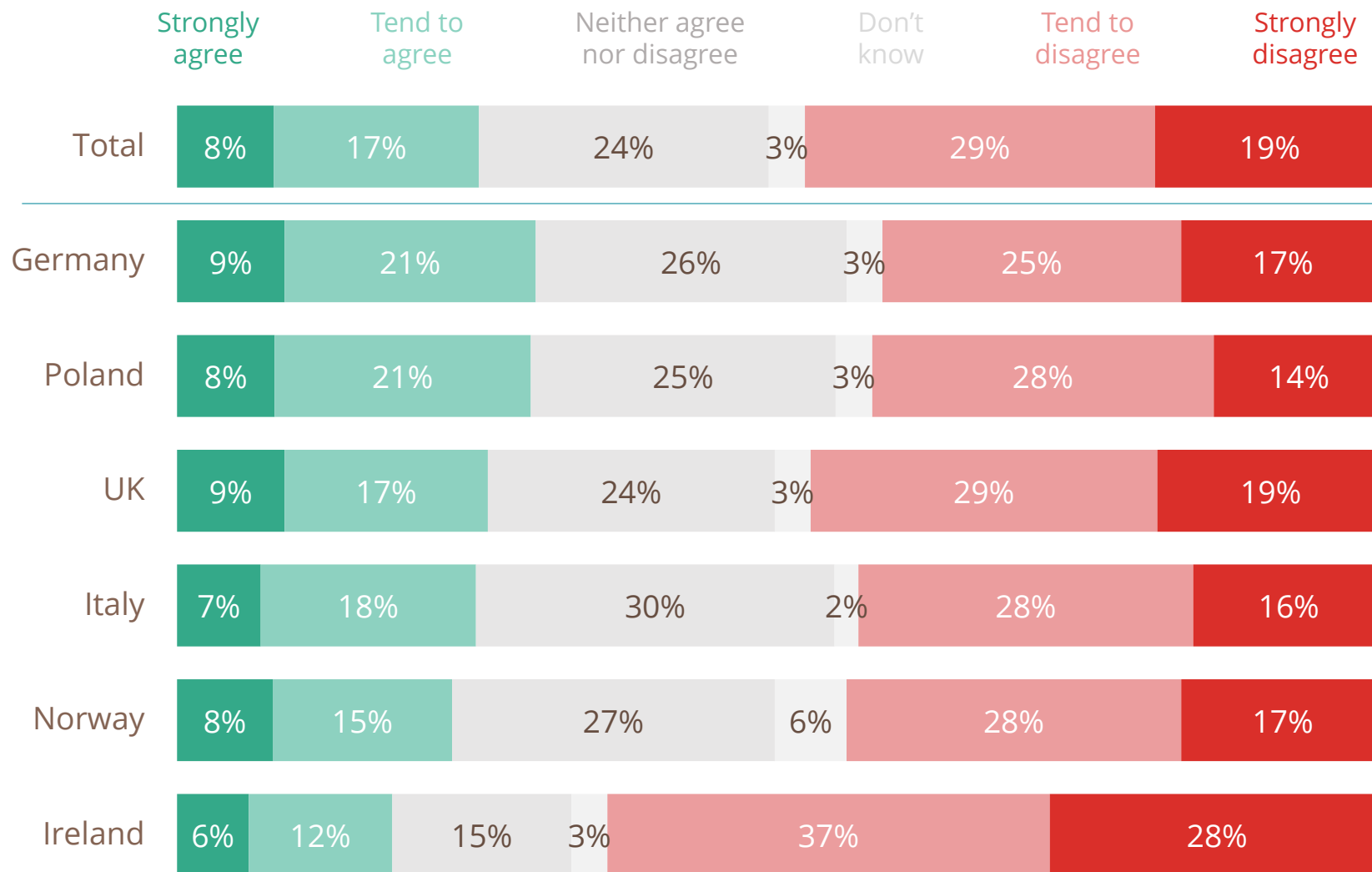
Two thirds of people in Ireland think that it is not too late to do anything about climate change

How much do you agree or disagree with this statement? **Climate change is beyond control – it's too late to do anything about it**

In Ireland, 64% of people disagree that climate change is beyond control and that it's too late to do anything about it. This is more optimistic than other countries, where on average 47% of people say this. Only 18% of people in Ireland agree that climate change is beyond control.

In contrast, 30% of people in Germany and 30% of people in Poland agree that climate change is beyond our control.

Many people were also mixed over whether climate change is beyond our control, with 24% of people saying they neither agree nor disagree with this statement.

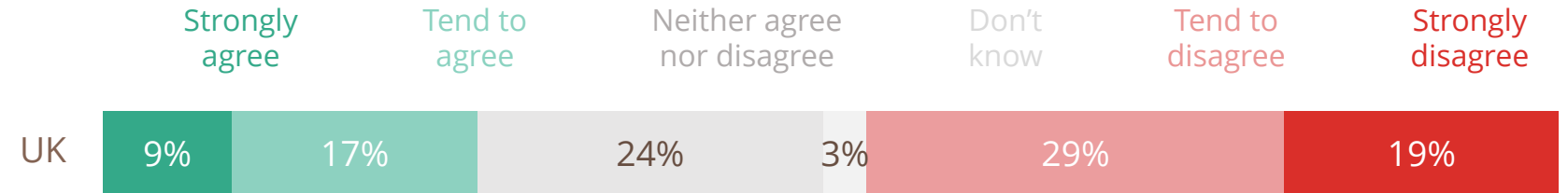


Older people in the UK are more likely to think that climate change is not beyond control

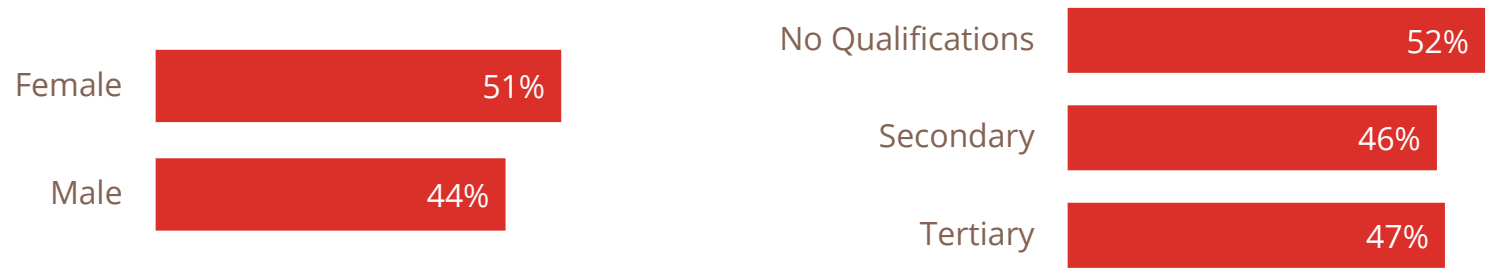
How much do you agree or disagree with this statement? **Climate change is beyond control – it's too late to do anything about it**

In the UK, 48% of people disagree that climate change is beyond our control and that it's too late to do anything about it. Only a quarter (26%) of people would agree with this, and another quarter (24%) neither agree nor disagree.

Older people are significantly more likely to think that climate change is not beyond control. Of those aged 55+, 60% think it is not too late to do anything about climate change. This is far more than the 34% of 18-34 year olds who say this.



% of those who disagree with the statement



2019 General Election Vote



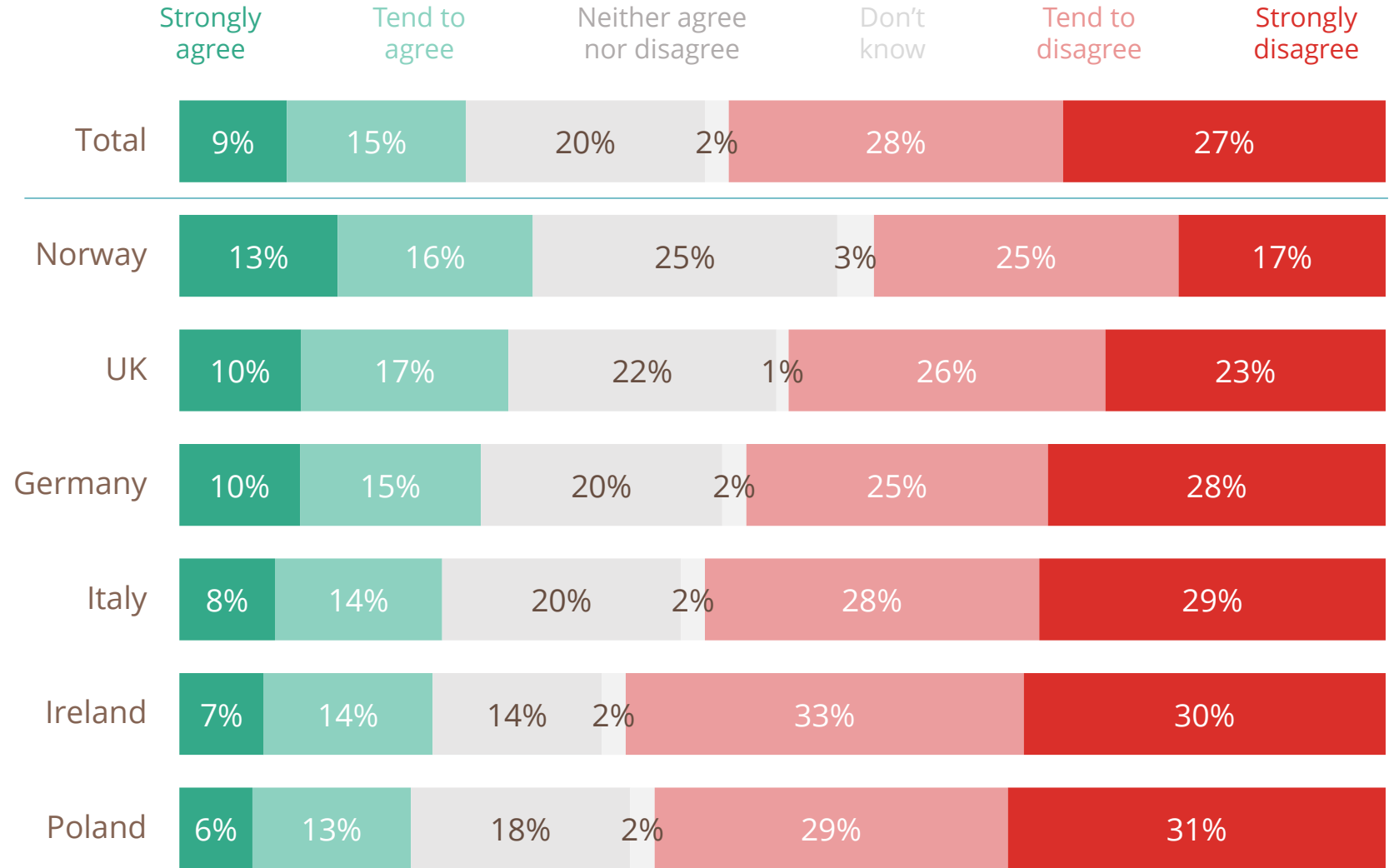
Three in ten people in Norway think that changing their behaviour won't make a difference to climate change

How much do you agree or disagree with this statement? **There is no point in changing my behaviour to tackle climate change because it won't make any difference anyway**

In Norway, 29% of people think there is no point in changing their behaviour to tackle climate change because it won't make a difference anyway. This is closely followed by the UK (27%) and Germany (25%).

The UK and Norway are the only countries in which a majority do not disagree with this statement. Two thirds (64%) of people in Ireland disagree that changing their behaviour won't make a difference to climate change.

Many people were also mixed about this statement, with 20% on average saying they neither agree nor disagree with it.



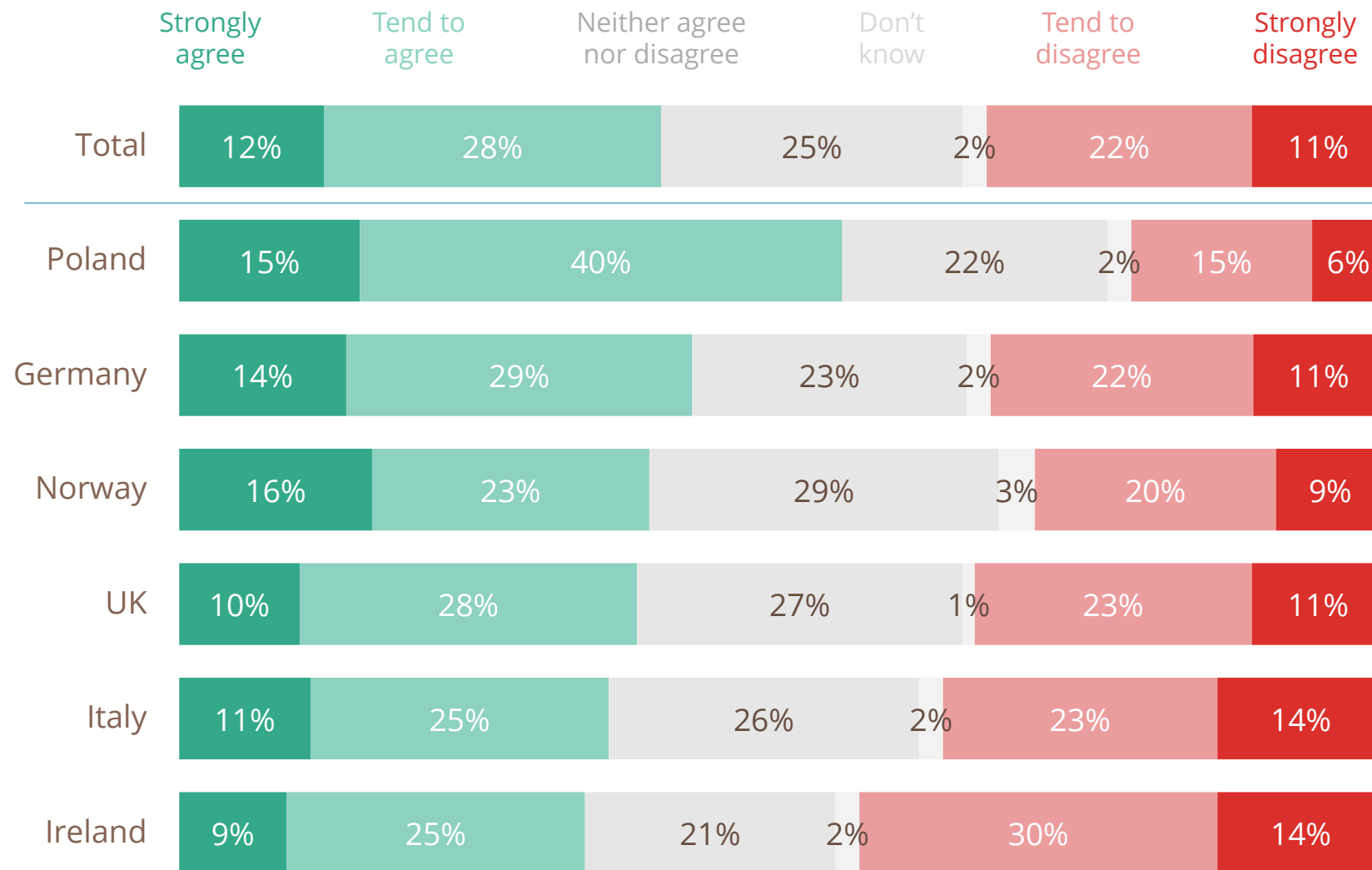
Poland is the only country where a majority of people think it is too difficult for someone like them to do much about climate change

How much do you agree or disagree with this statement? **It is just too difficult for someone like me to do much about climate change**

In Poland, 56% of people think it is just too difficult for someone like them to do much about climate change. It is the only country where a majority of people think this. Only 21% of people in Poland disagreed with this statement.

Ireland is the country where people are least likely to think this, with 44% of people disagreeing that it is too difficult for someone like them to do much about climate change.

Many people were also mixed about this statement, with 25% of people on average saying that they neither agree nor disagree.



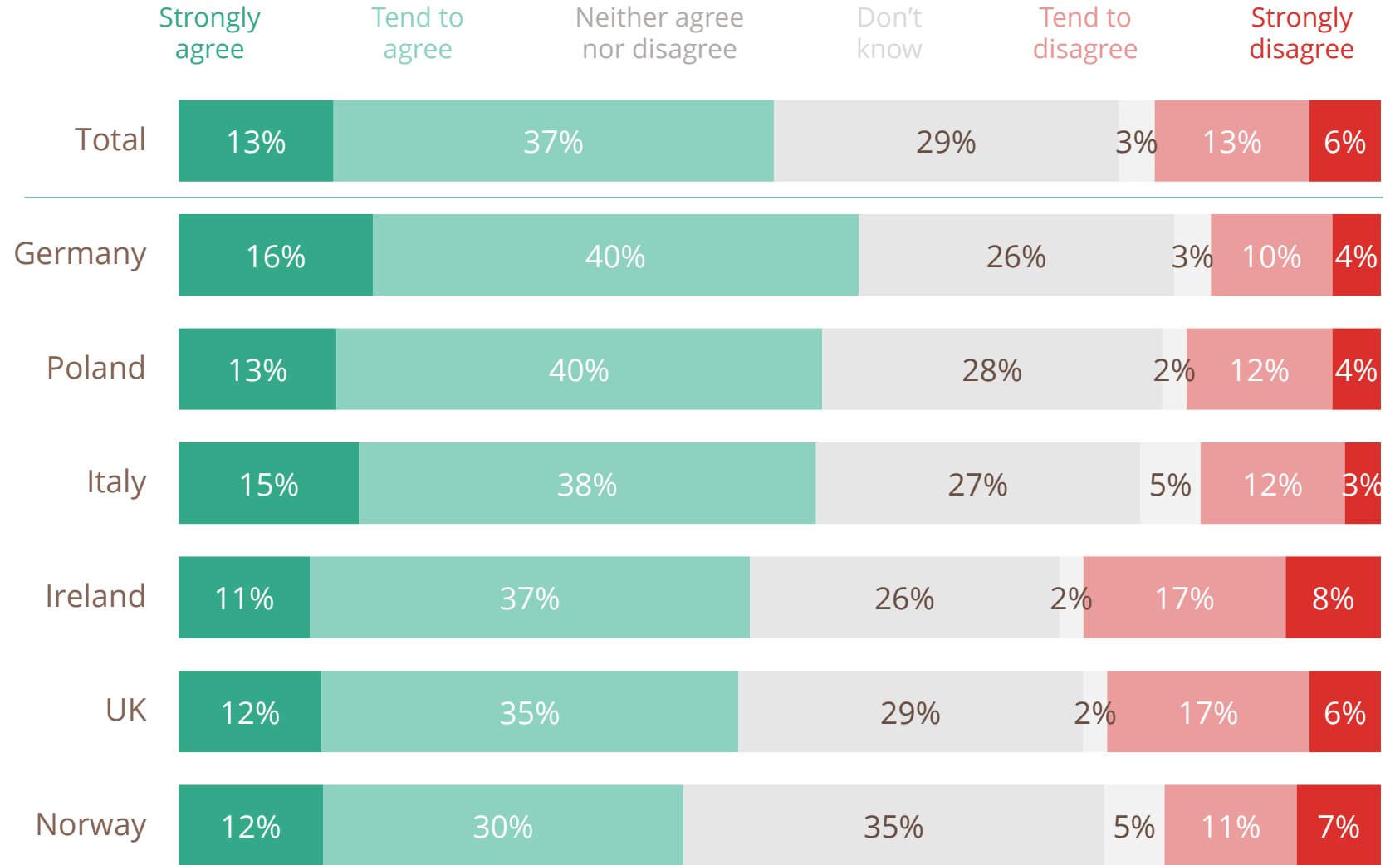
A quarter of people in the UK and Ireland don't know what they can do to help prevent climate change.

How much do you agree or disagree with this statement? **I know what I can do to help prevent climate change because there is clear guidance on what the public can do to help**

In the UK, 22% of people, and in Ireland, 25% of people, disagree that they know what they can do to help prevent climate change because there is clear guidance on what the public can do. However, 47% in the UK and Ireland say that they do know what they can do.

Germany, Poland and Italy are the only countries in which a majority of people say they know what they can do to help prevent climate change.

The lowest figure is in Norway where 42% of people say that they know what they can do to help prevent climate change.



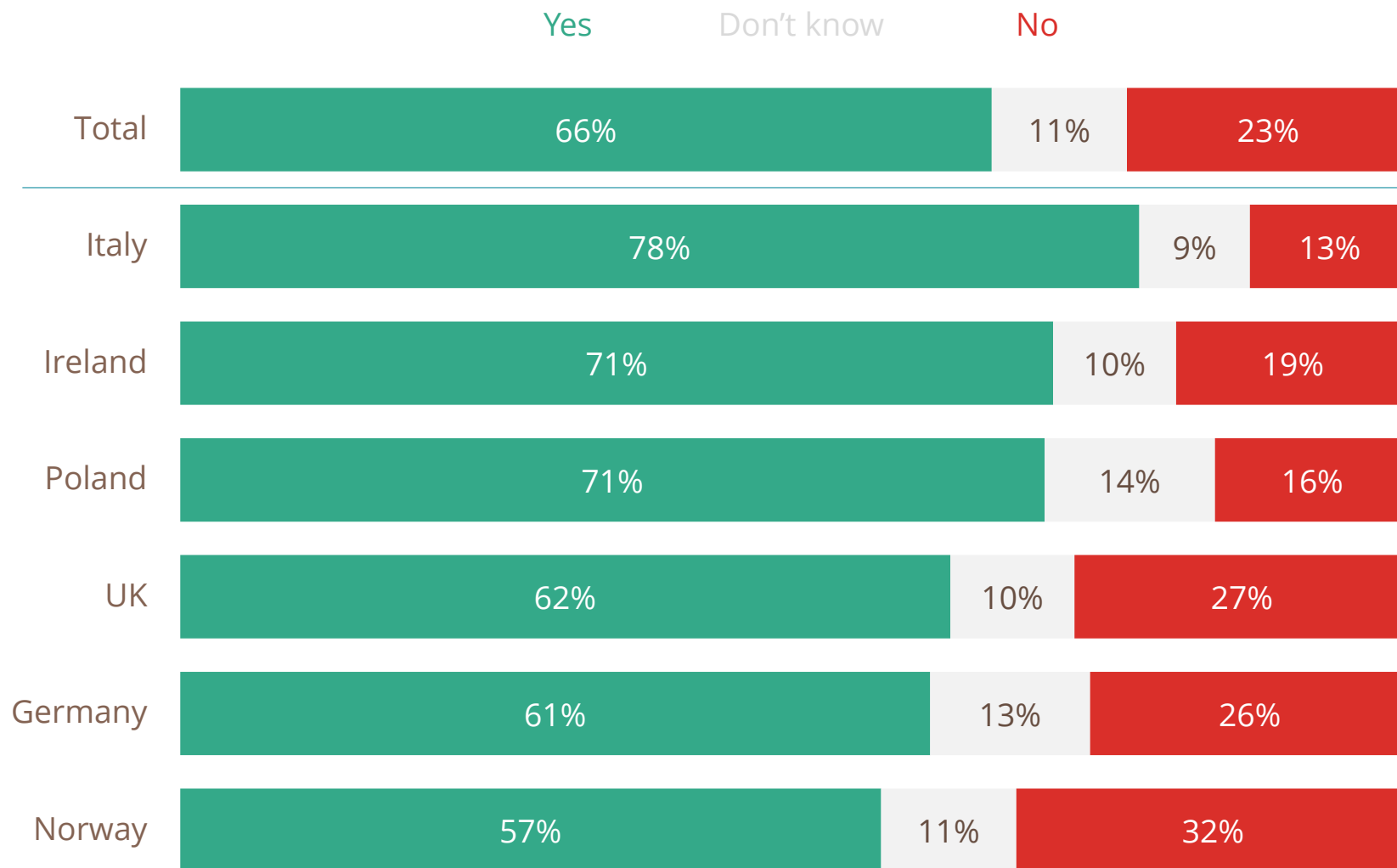
Two-thirds of people on average would like to know more about climate change

And would you, personally, like to know more about climate change?

66% of people on average say they would like to know more about climate change. This was highest in Italy, where 78% of people said this.

However, in Norway, the figure is much lower, with 57% of people in Norway saying they would like to know more about climate change. A third of people in Norway (32%) also said that they would not like to know more about climate change.

Around a quarter of people in Germany (26%) and the UK (27%) also said that they would not like to know more about climate change.



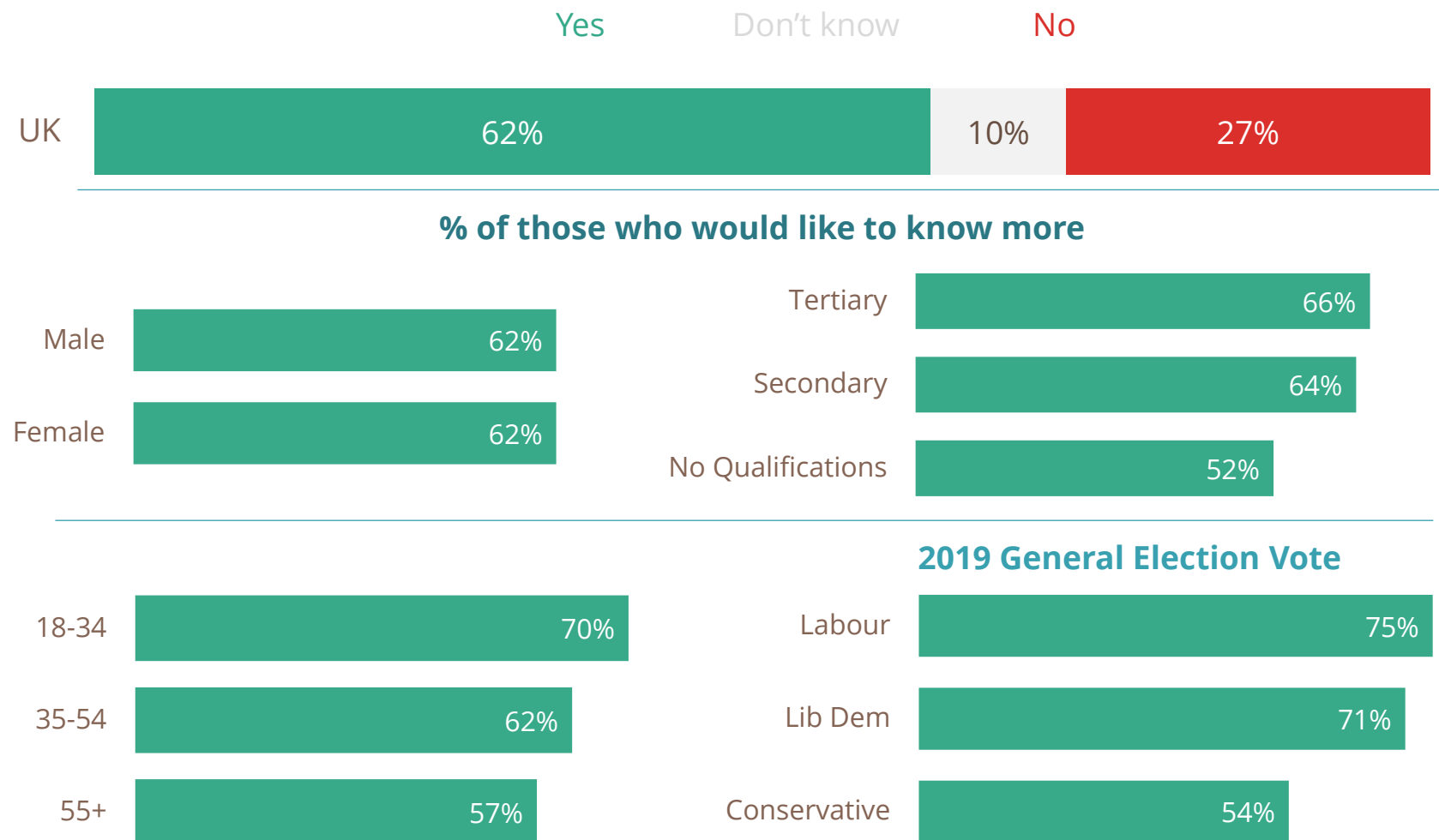
Six in ten people in the UK want to know more about climate change – but a quarter do not.

And would you, personally, like to know more about climate change?

In the UK, 62% of people say that they would like to know more about climate change. However, 27% say they would not, and a further 10% say they don't know.

Labour (75%) and Liberal Democrat (71%) voters are more likely to want to know more about climate change than Conservative voters (54%).

70% of those aged 18–34 say they would like to know more about climate change. This is more than any other age group. Of those aged 55+, 57% say they would like to know more about climate change.



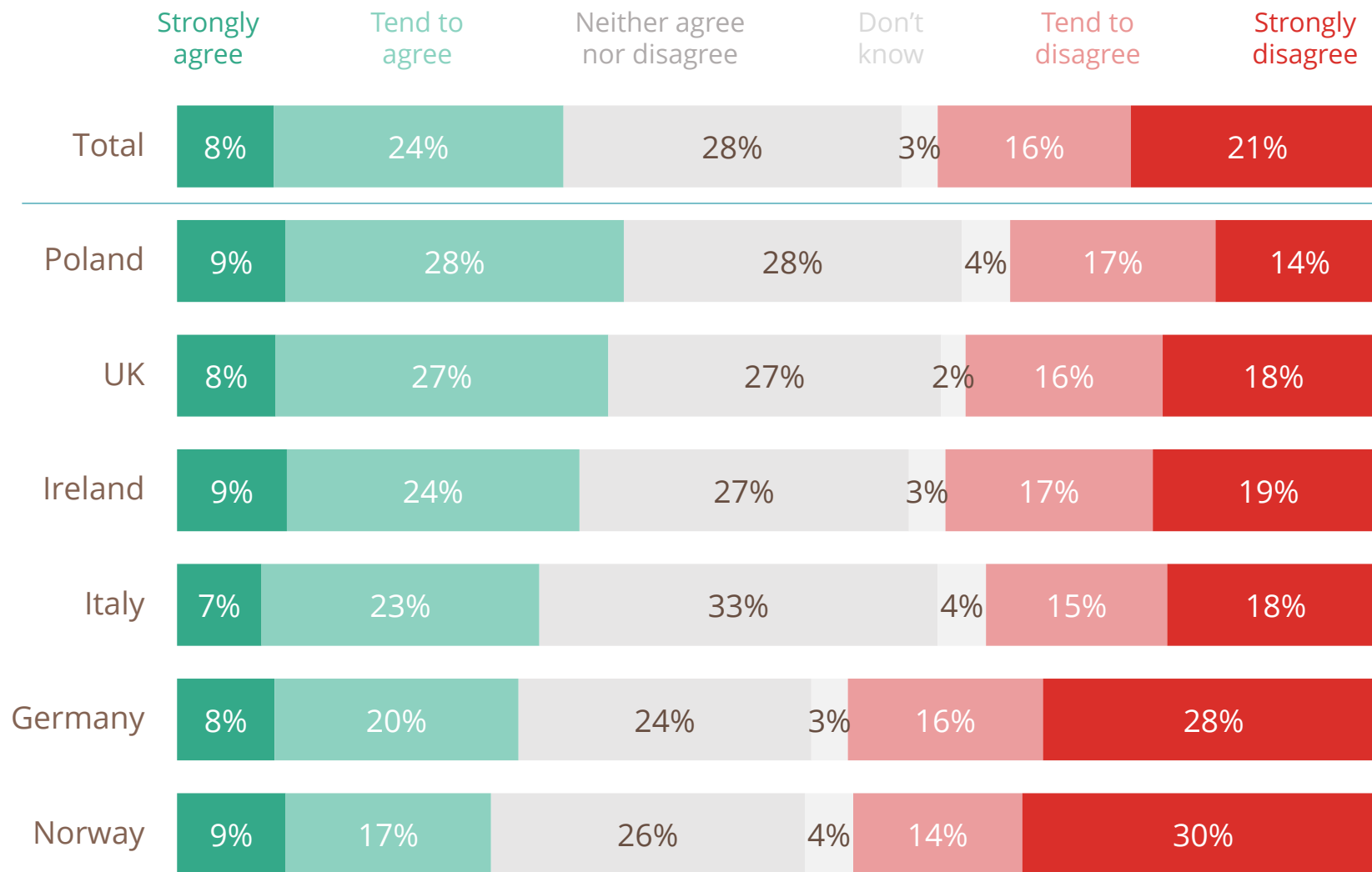
Three in ten people on average would give part of their income in taxes to help prevent climate change.

How much do you agree or disagree with this statement? **I would give part of my income in taxes to help prevent climate change**

Despite large majorities of people saying they are worried about the impact of climate change, there is less inclination to give more in taxes to address it.

In Poland, 37% of people say they would give part of their income in taxes to help prevent climate change – the highest amongst all countries surveyed. This is closely followed by the UK, where 36% of people say this.

In both Germany and Norway, 45% of people disagree that they would be willing to give from their taxes to help prevent climate change.



Conservative voters and older generations in the UK are less likely to give part of their income in taxes to help prevent climate change

How much do you agree or disagree with this statement? **I would give part of my income in taxes to help prevent climate change**


26% of Conservative voters say they would give part of their income in taxes to help prevent climate change, whilst around twice as many Labour (47%) and Liberal Democrat (53%) voters say they are willing to make this sacrifice.

Older generations are the least likely to want to give part of their income in taxes to prevent climate change, with 27% of people aged 55+ willing to do so, compared to 44% of those aged 18-34.

24% of people with no qualifications would give part of their income in taxes towards this, compared with 41% of people with tertiary education.



% of those who would give part of their income



2019 General Election Vote

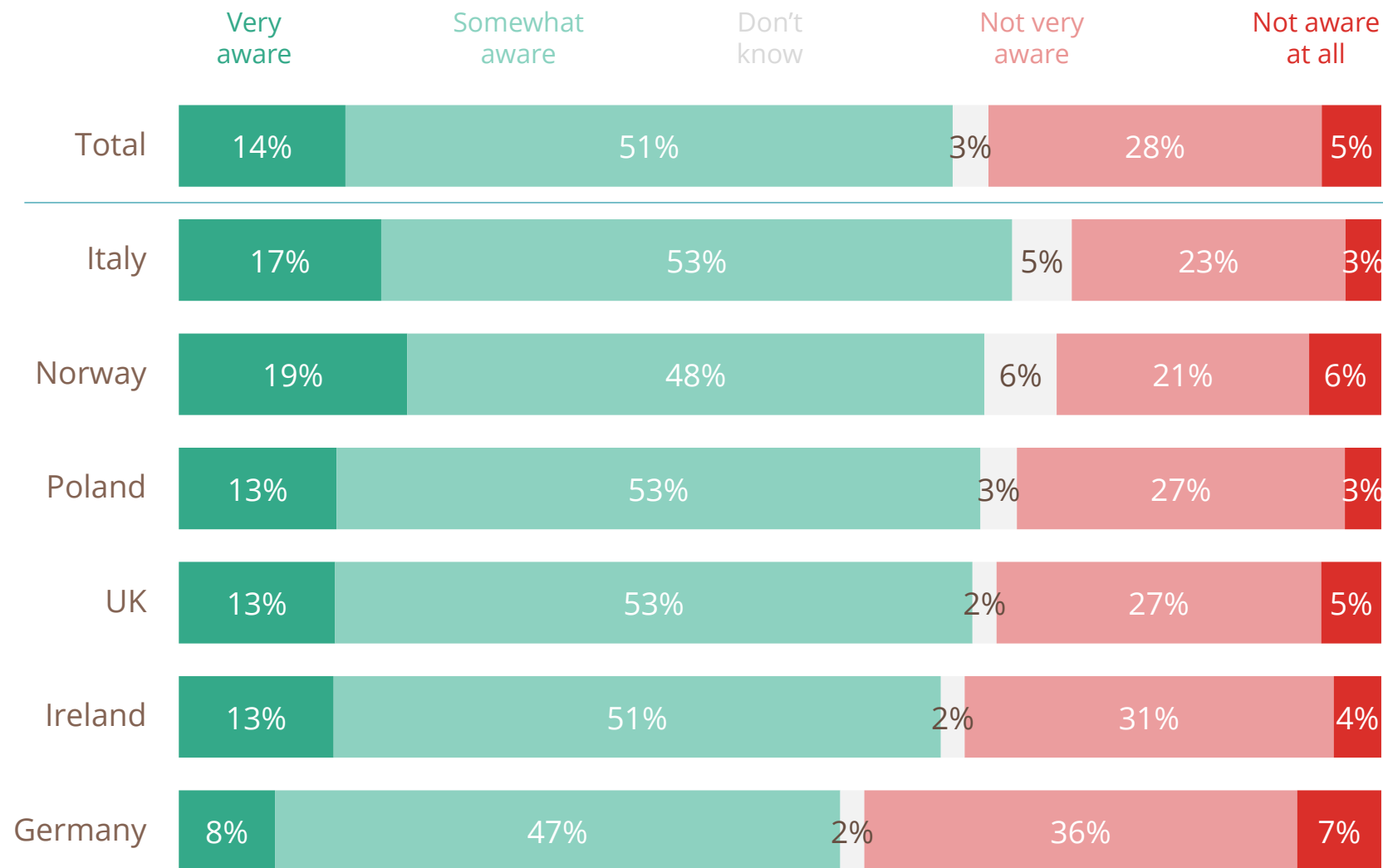


Two thirds of people on average say that they are aware of actions being taken to address climate change.

How aware, if at all, would you say you are about actions currently being taken to address climate change in [country]?

65% of people on average say they are aware of actions currently being taken to address climate change in their country. In the UK, two thirds (66%) of people say this. However, another third (32%) say that they are not aware of actions currently being taken to address climate change in the UK.

People in Italy (70%) are the most likely to say they are aware of these actions, whereas only 55% of people in Germany say this. A further 43% of people in Germany say that they are not aware of actions currently being taken to address climate change in their country.



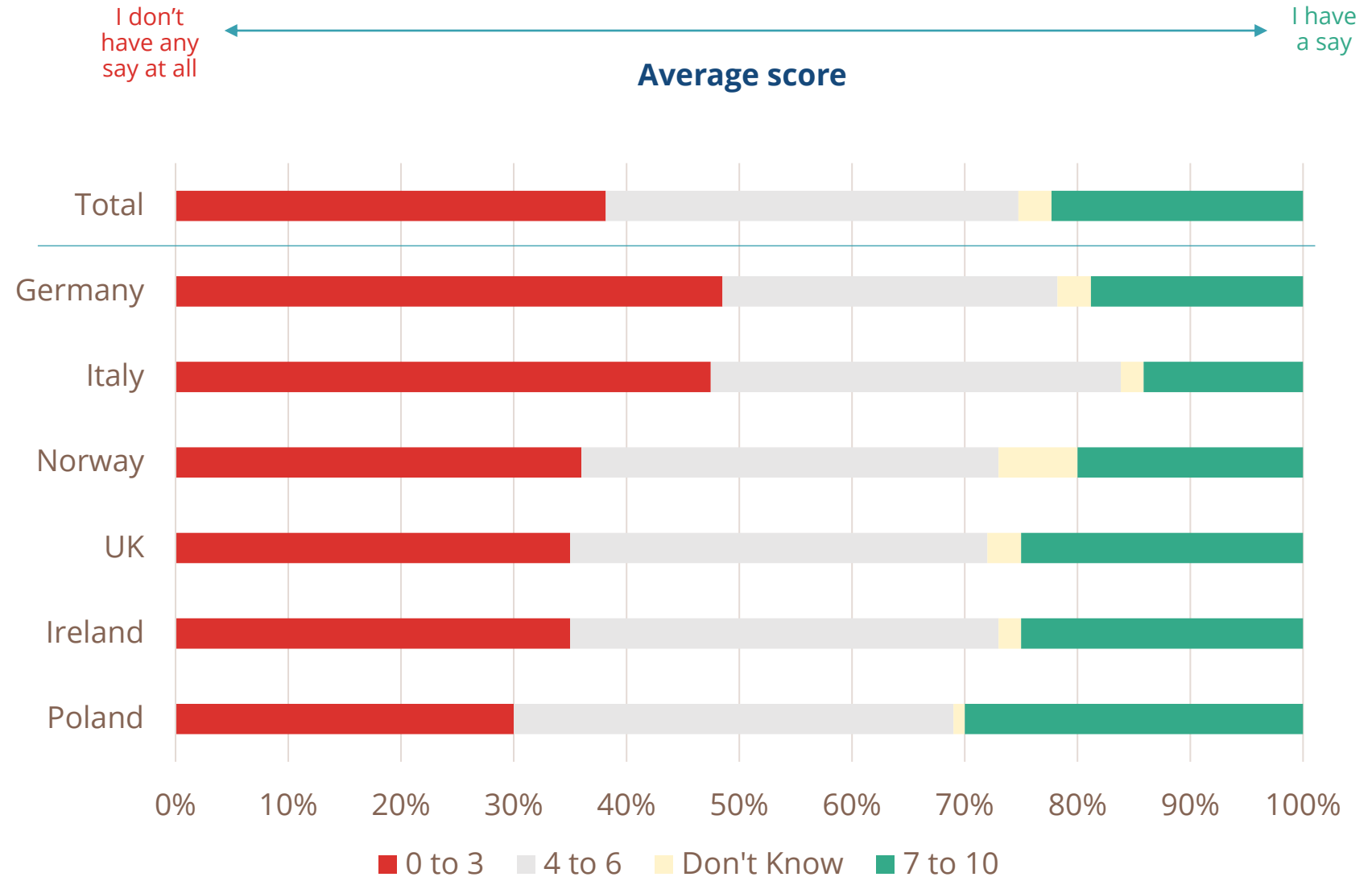
Half of people in Germany rank themselves low on whether they have a say in actions taken to address climate change

To what extent do you feel you have a say in actions taken to address climate change?

49% of people in Germany rank themselves between 0 and 3 out of 10 for their say in actions taken to address climate change. This is the most negative view out of all the countries – ahead of Italy where 47% of people say this.

The least negative view is in Poland, where 30% of people rank themselves between 0 and 3 out of 10 for their say in actions taken to address climate change.

Poland also has the most positive view, where 30% of people rank themselves between 7 and 10 out of 10 for this – well above the average of 22%.



Four out of five people in Italy support the setting of more ambitious CO₂ emissions standards for new vehicles

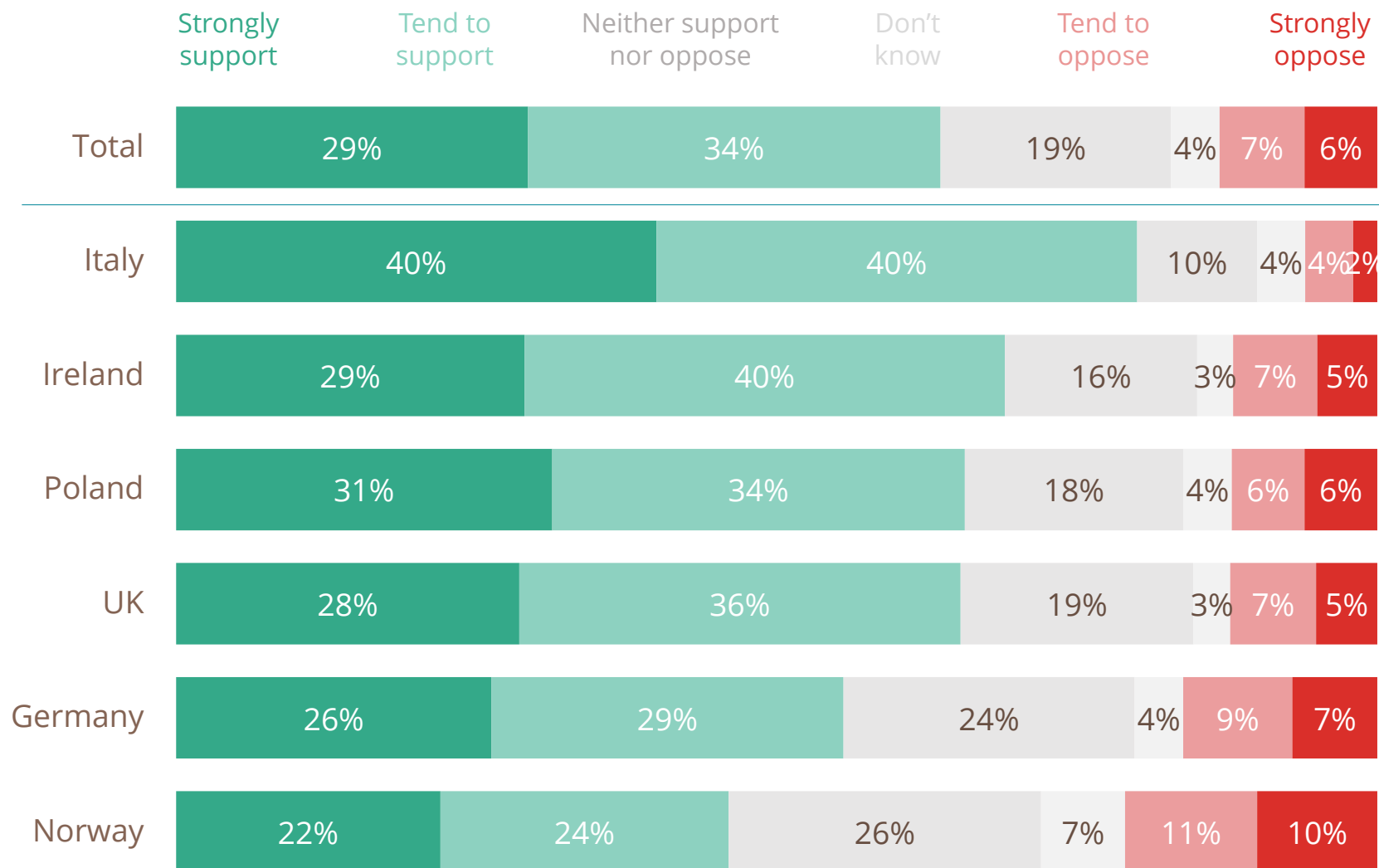
And to what extent would you generally support or oppose the following types of big changes to tackle climate change in the future?
Set more ambitious CO₂ emissions standards for new cars and vans to cut emissions by 100% by 2035

People in Italy are the most likely to support the setting of more ambitious CO₂ emissions standards for new vehicles, with 80% of Italians in favour of cutting emissions of new cars and vans by 100% by 2035.

In the UK, 65% of people would support this.

Norway is the country where people are least likely to support this, with 46% saying they would support it.

Many people are uncertain about whether they would support this, with 19% of people on average saying they neither support nor oppose it.



Eight in ten people on average support protecting forests and planting trees to make our environment more resilient to climate change

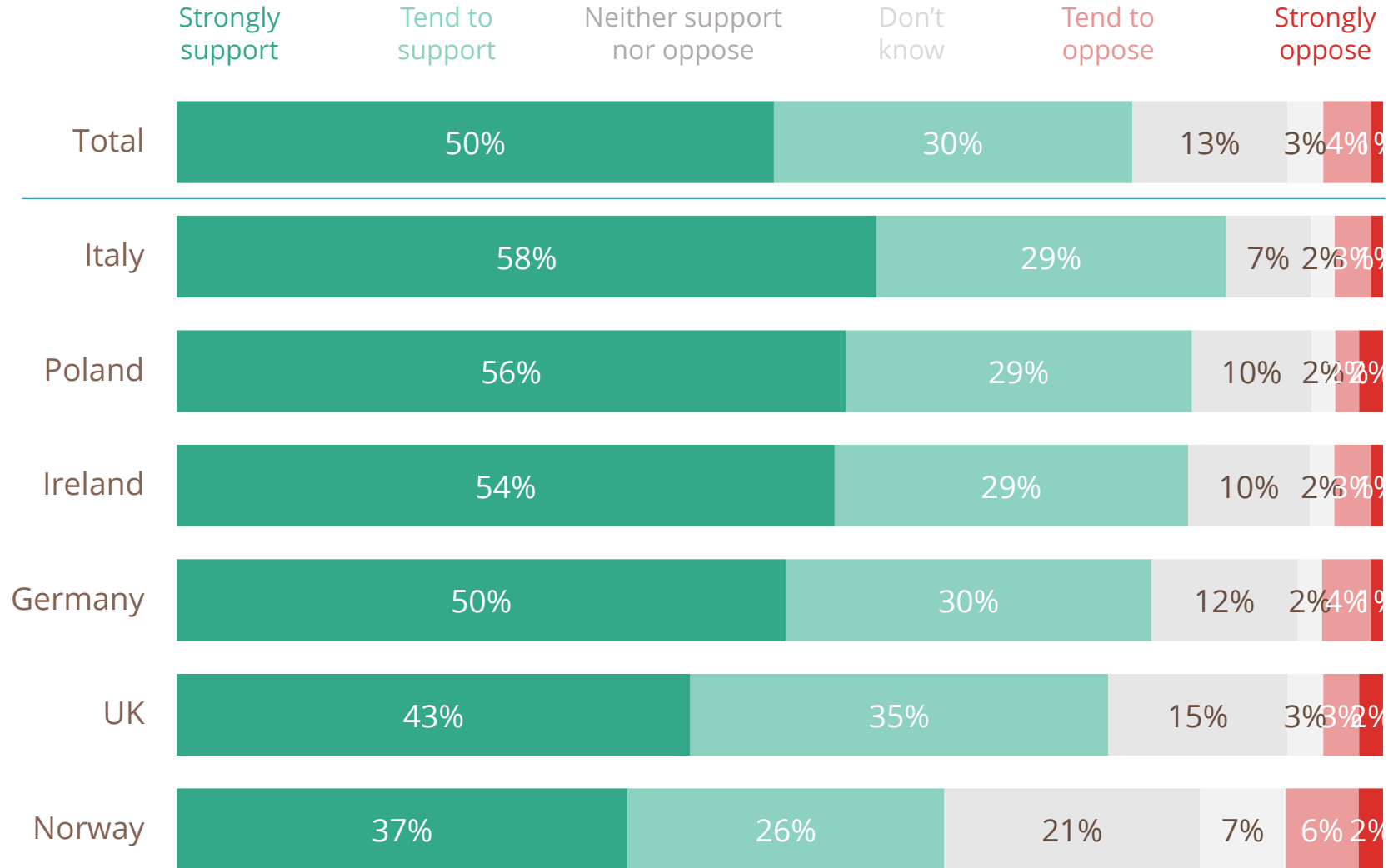
And to what extent would you generally support or oppose the following types of big changes to tackle climate change in the future?

Protect existing forests and plant 3 billion additional trees across Europe by 2030 to increase absorption of CO₂ and make our environment more resilient to climate change

80% of people on average say they would support the protection of existing forests and planting of 3 billion additional trees across Europe by 2030 to increase absorption of CO₂ and make our environment more resilient to climate change.

Italians are most in favour of this, with 87% saying they would support this.

A majority of people in Norway are in favour of this, but they are the least likely to support it, with 64% saying they would support this measure.



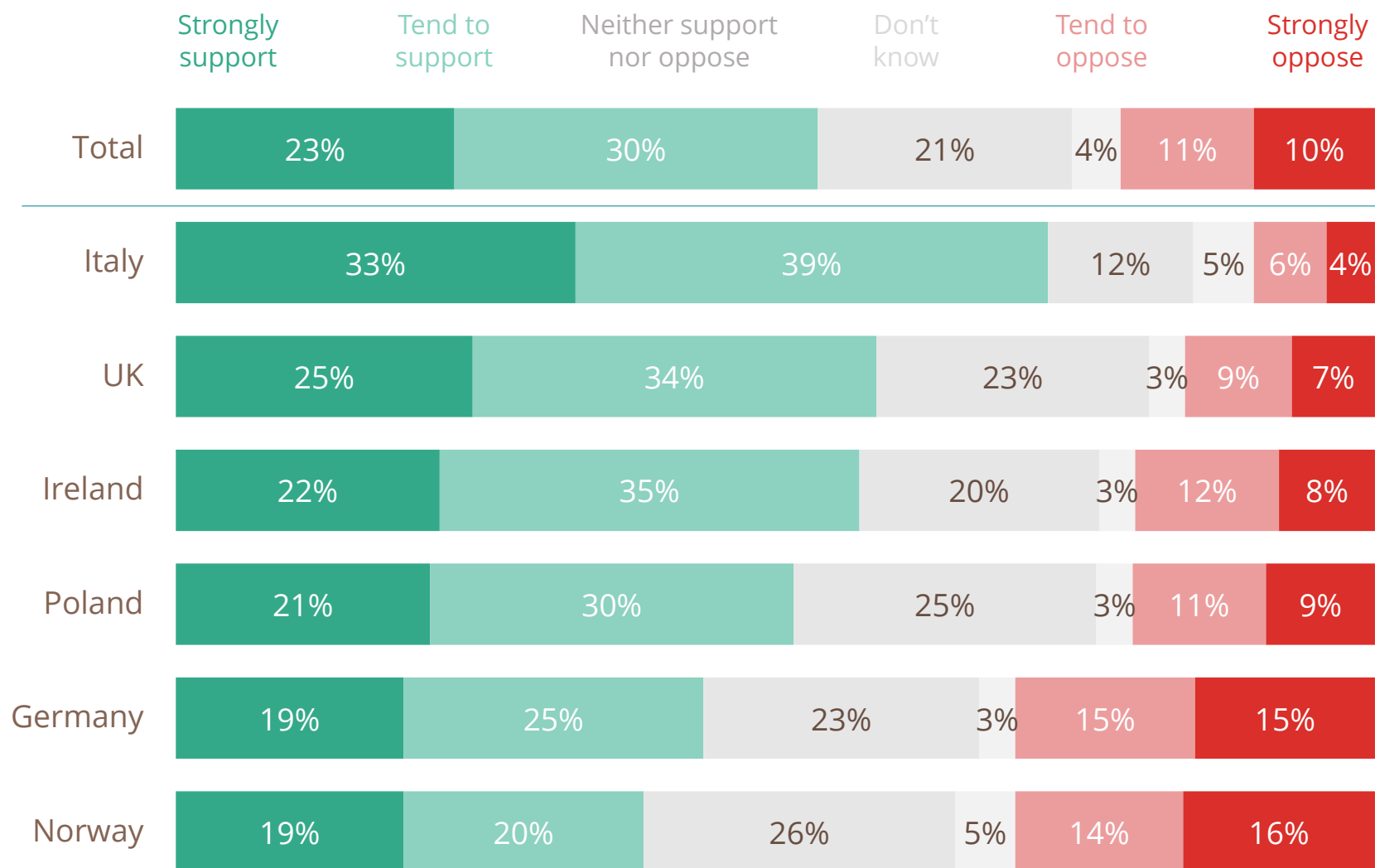
Seven in ten people in Italy support higher taxation of fuels that are most harmful to the environment.

And to what extent would you generally support or oppose the following types of big changes to tackle climate change in the future?
Reform taxation so fuels that are most harmful to the environment are taxed the most

In Italy, 73% of people say that they would support a reform of taxation so fuels that are most harmful to the environment are taxed the most. A majority of people in the UK, Ireland and Poland also say they would support this.

People in Germany (44%) and Norway (39%) are the least likely to support such a reform. In both countries, 30% of people say they would oppose it.

On average, a quarter (26%) of people across the countries surveyed are uncertain, saying that they don't know or would neither support nor oppose such a reform.

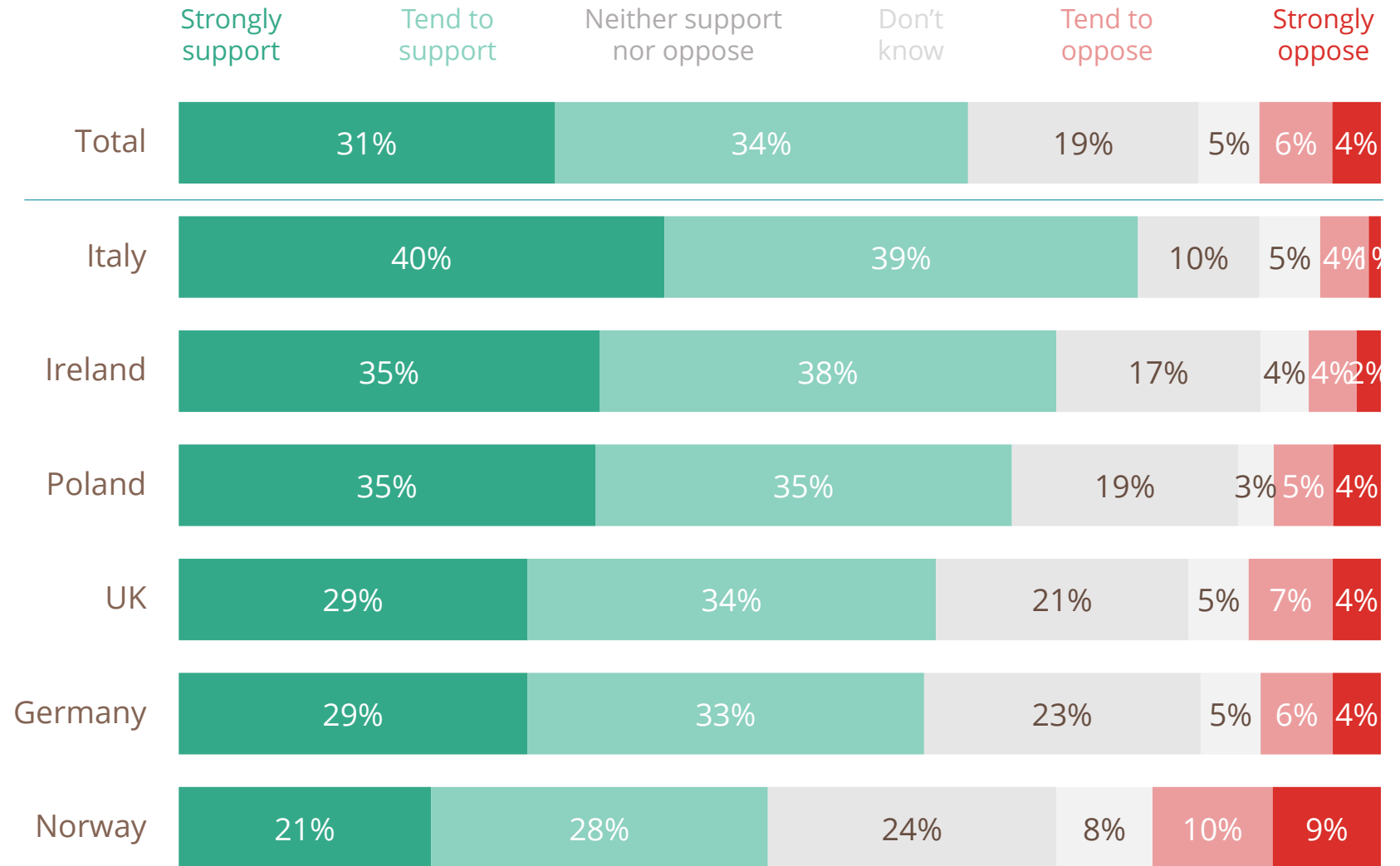


Eight in ten people in Italy support large investments across Europe to reduce carbon emissions.

And to what extent would you generally support or oppose the following types of big changes to tackle climate change in the future?
Invest €72.2 billion across Europe by 2032 to increase the energy efficiency of buildings, decarbonise heating and cooling systems, and improve access to zero- and low-emission transport to reduce reliance on fossil fuels among vulnerable groups

In Italy, 79% of people say that they would support the investment of €72.2 billion across Europe by 2032 to increase the energy efficiency of buildings, decarbonise heating and cooling systems, and improve access to zero- and low-emission transport to reduce reliance on fossil fuels among vulnerable groups.

This is much lower in Norway, where 48% of people say they would support such investment. It is the only country without a majority that say this, and 19% of people in Norway say they would oppose this measure.



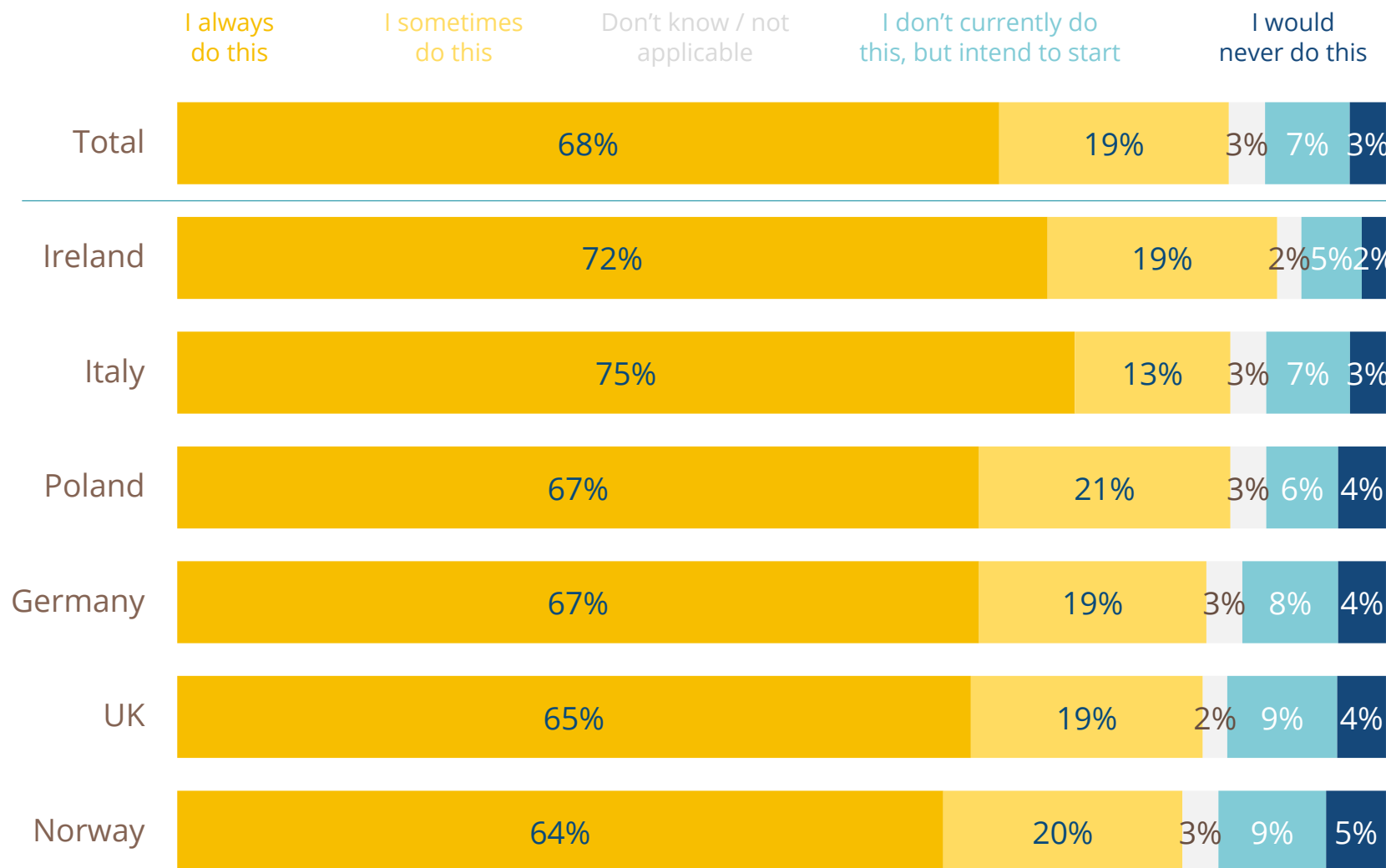
Two thirds of people in the UK say they always recycle

Below are some actions that people may take to support the environment. For each one, please choose which statement applies to you personally at the moment... **Recycling (eg paper, plastic, glass, food or garden waste, etc)**

65% of people in the UK say that they always recycle, and a further 19% say that they sometimes recycle.

This is slightly below the average, where 68% of people overall say they always recycle. In Norway, 64% of people say this, which rises to 72% in Ireland, and 75% and Italy.

On average, 7% of people say that they do not currently recycle but that they intend to start. Only 3% of people on average say that they would never recycle.



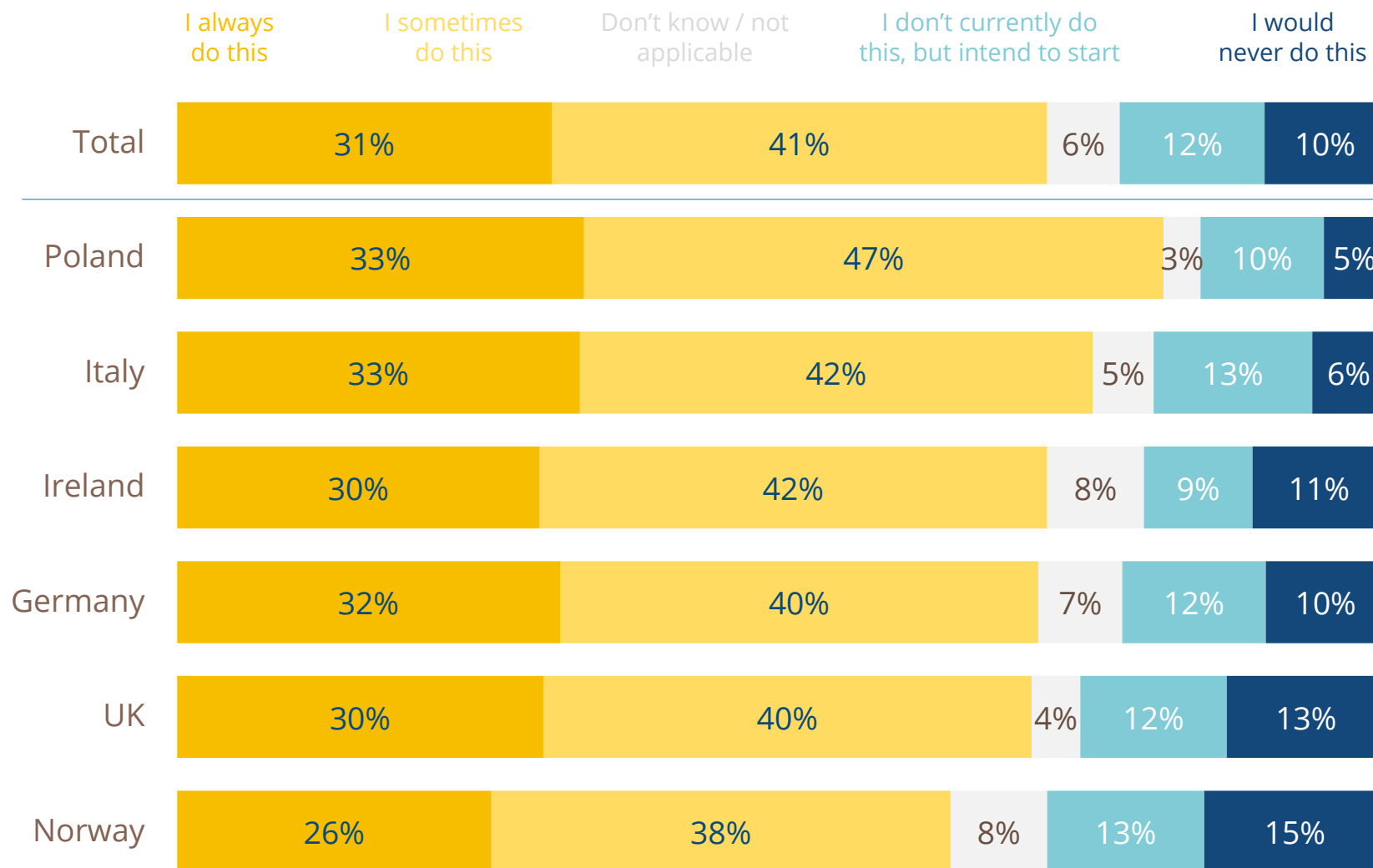
On average, a third of people always walk, cycle or use public transport rather than a car.

Below are some actions that people may take to support the environment. For each one, please choose which statement applies to you personally at the moment... **Walking, cycling or using public transport rather than the car**

72% of people on average say that they walk, cycle or use public transport rather than a car. 31% on average say that they always do this, which is highest in Poland (33%) and Italy (33%). A quarter of people in Norway (26%) do this.

On average, 12% of people across countries surveyed said that they do not currently do this, but that they intend to start.

Only 5% in Poland say that they would never do this. This rises to 13% of people in the UK, and 15% of people in Norway, who say that they would never do this.



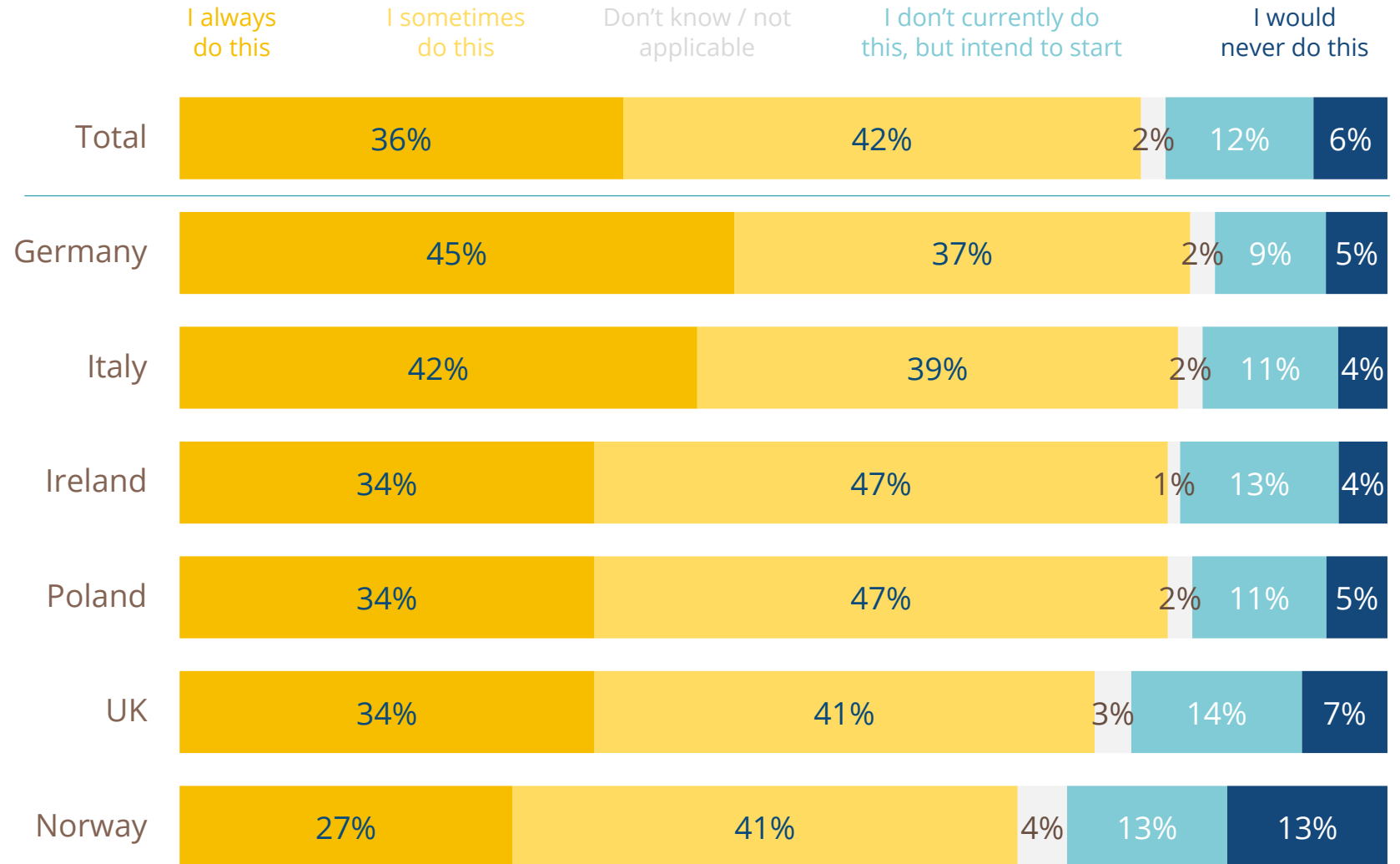
People in Germany and Italy are most likely to always avoid using single-use plastics

Below are some actions that people may take to support the environment. For each one, please choose which statement applies to you personally at the moment... **Avoiding single-use plastics (eg water bottles, plastic bags, coffee cups) while out and about**

People in Germany (45%) and Italy (42%) are most likely to say that they always avoid single-use plastics while out and about.

On average, 78% of people say that they always or sometimes do this, whilst 12% of people on average say that they do not currently do this, but that they intend to start.

Norway is the least likely to avoid using single-use plastics compared to other countries, where 68% of people say that they always or sometimes do this.



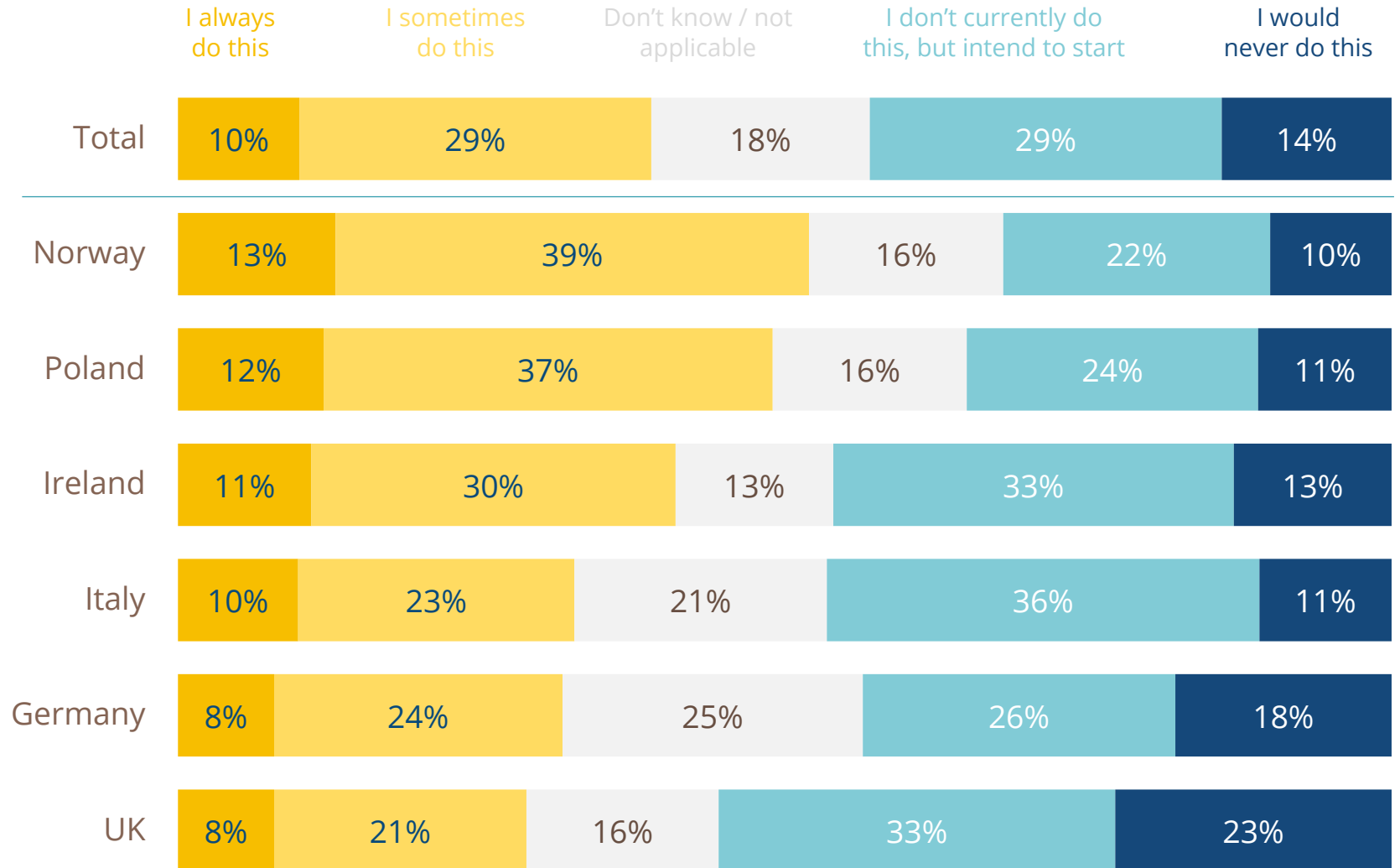
People in the UK are the least likely to participate in community clean-ups.

Below are some actions that people may take to support the environment. For each one, please choose which statement applies to you personally at the moment... **Participating in community clean-ups**

People in the UK are the least likely to participate in community clean-ups, with 29% of people saying that they do this. 23% of people in the UK say that they would never do this.

Norway is the only country where a majority of people (52%) say that they participate in community clean-ups at least some of the time, ahead of Poland, where 49% of people say they do this.

Many people say that they do not currently participate in community clean-ups, but intend to start. 29% of people on average say that they will do this.



People in Germany are most likely to vote for parties with strong environmental policies.

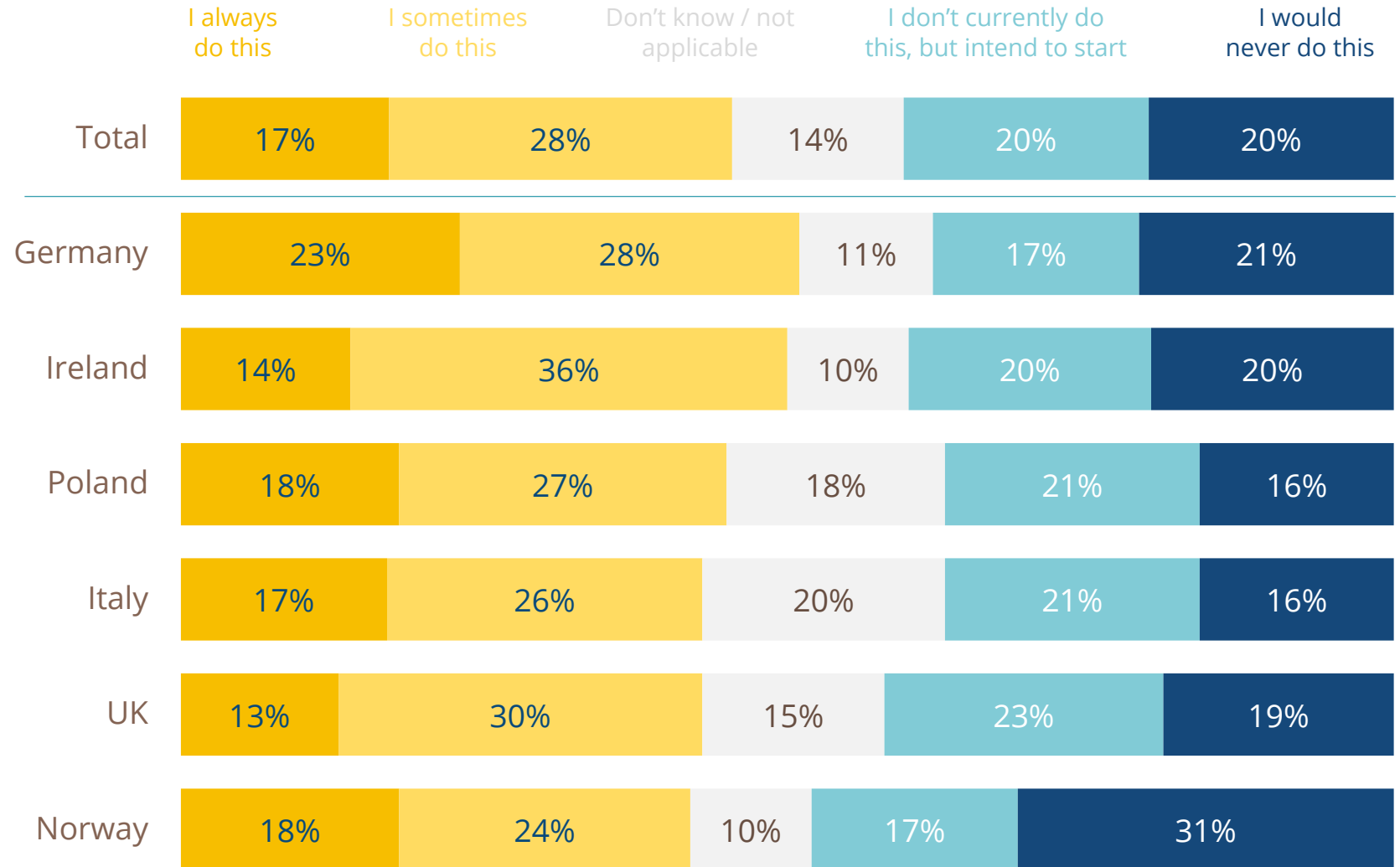
Below are some actions that people may take to support the environment. For each one, please choose which statement applies to you personally at the moment... **Voting for parties with strong environmental policies in elections**

Germany is the only country where a majority of people say that they at least sometimes vote for parties with strong environmental policies in elections (50%). Of this, 23% say that always do this.

The least likely to vote for parties with strong environmental policies are the UK (42%) and Norway (48%).

On average, 21% of people say that they do not currently do this, but that they intend to start.

Similarly, 20% of people on average say that they would never do this. This rises to 31% of people in Norway.



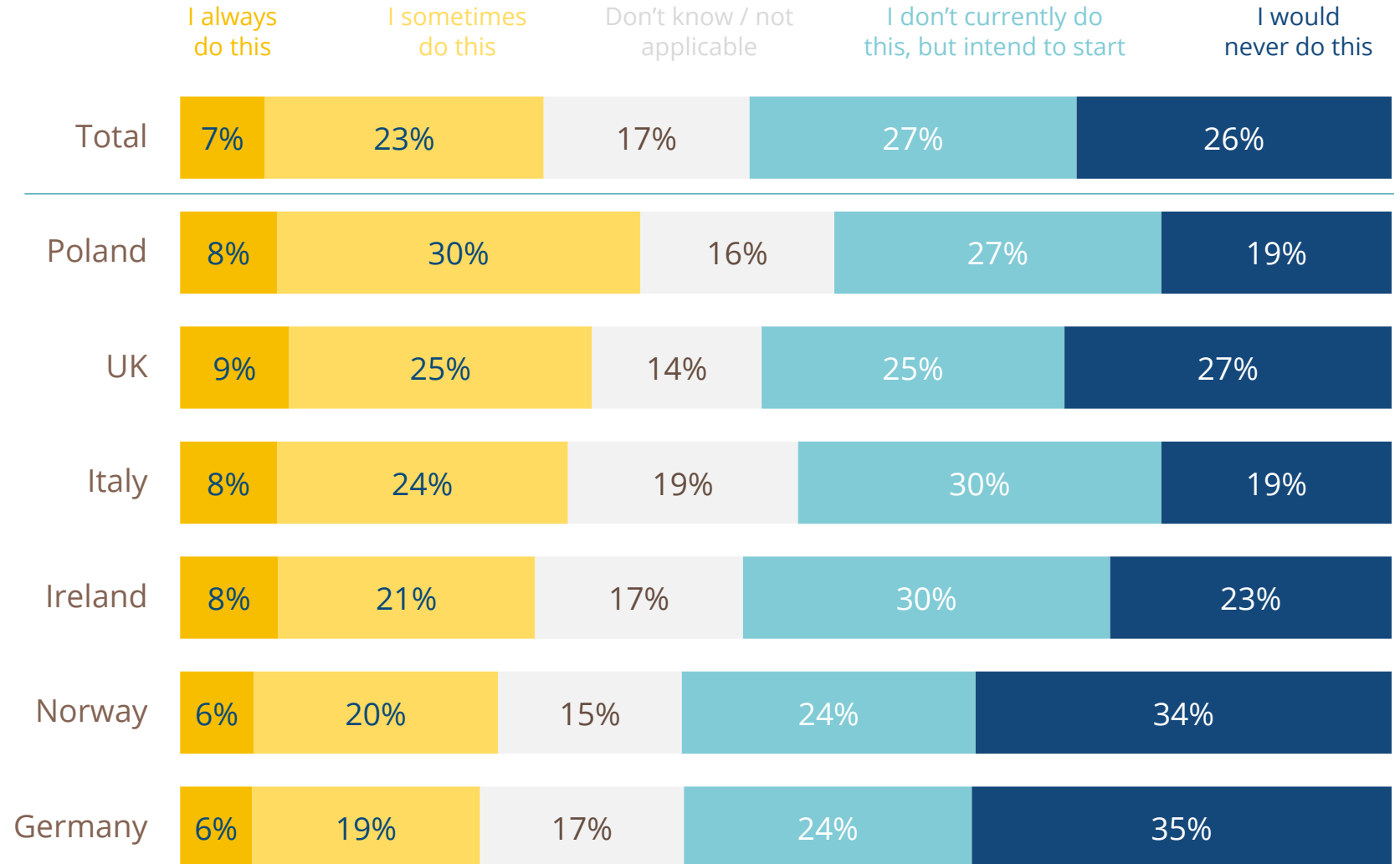
Four in ten people in Poland donate time or money to climate charities

Below are some actions that people may take to support the environment. For each one, please choose which statement applies to you personally at the moment... **Donating time or money to climate charities**

38% of people in Poland donate time or money to climate charities, with 8% of people saying that they always do this, and a further 30% saying that they sometimes do this.

Norway and Germany are the least likely countries to donate time or money to climate charities. 34% of people in Norway and 35% of people in Germany say that they would never do this.

On average, 27% of people say that they do not currently donate time or money to climate charities, but that they intend to start.



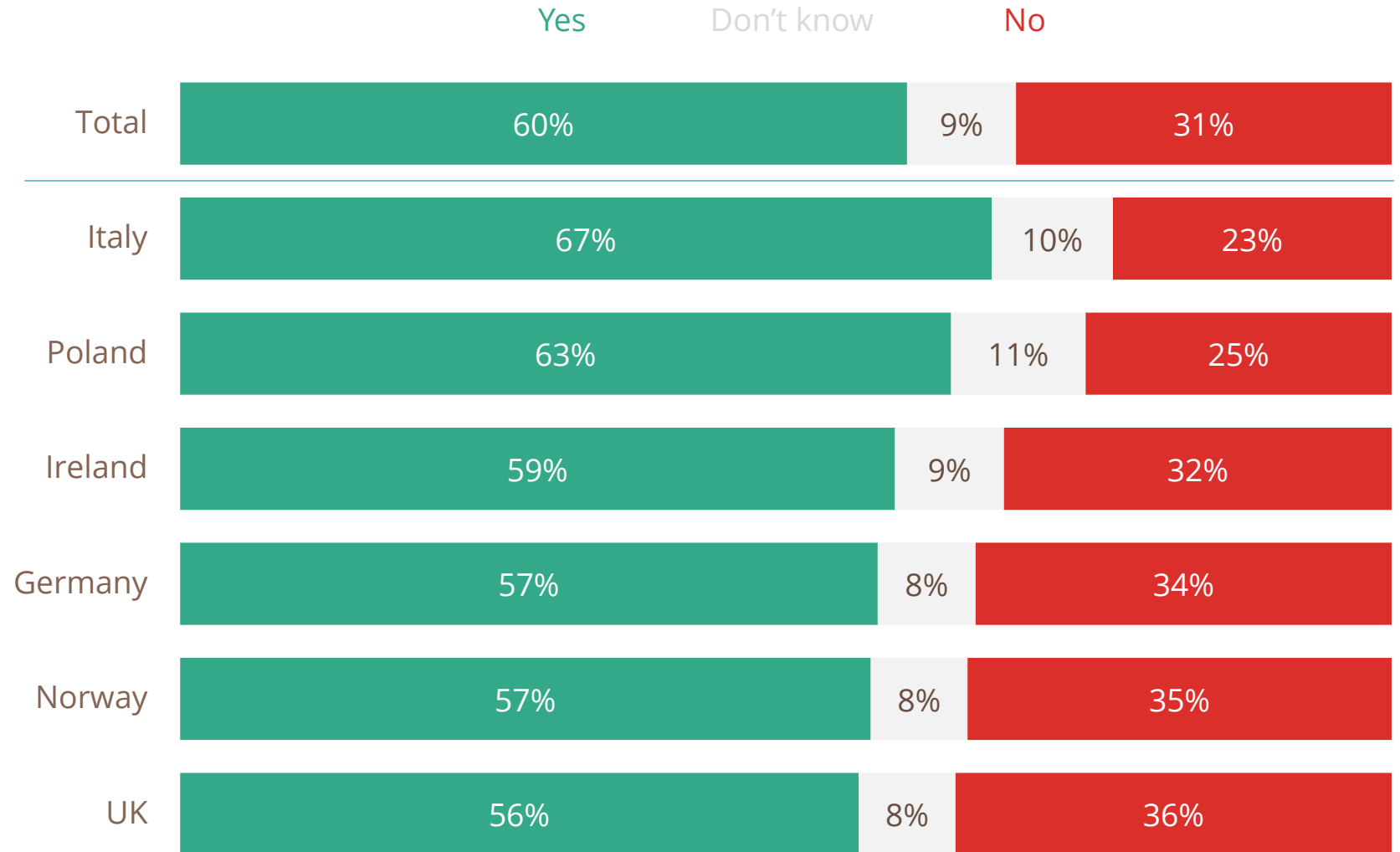
Six in ten people on average have paid recent attention to information about climate change.

Have you personally paid attention to any information about climate change in the past 30 days?

60% of people on average say that they have paid attention to information about climate change within the past 30 days. This ranges from 56% of people in the UK to 67% of people in Italy.

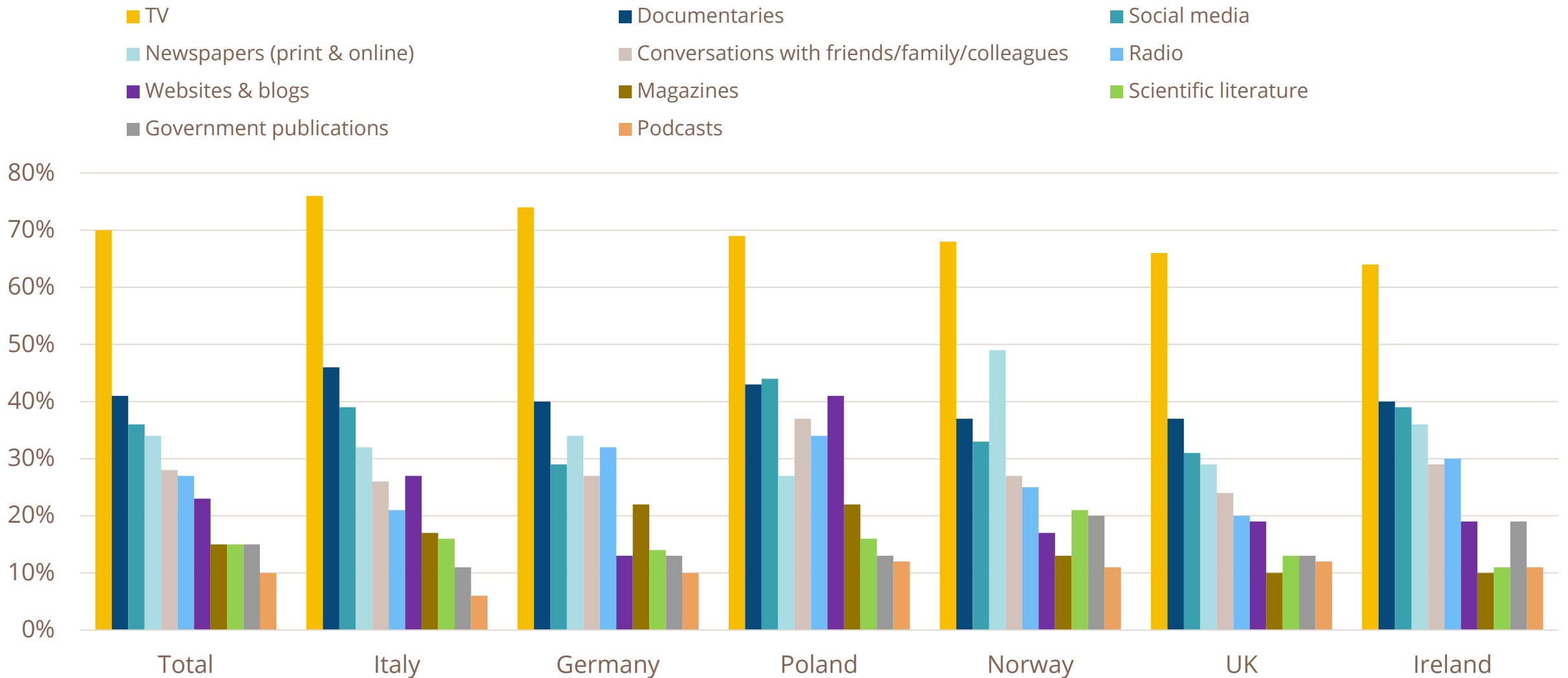
Only 23% of people in Italy, and 25% in Poland, say that they have not paid attention to recent information about climate change.

This figure is slightly higher in Germany, Norway and the UK, where, respectively, 34%, 35% and 36% of people say that they have not paid attention to recent information about climate change.



People get most of their information about climate change from TV.

Where did you see or hear this information about climate change?



Base: 12,346 adults aged 18+, interviewed 4-19th January 2022



PERITIA

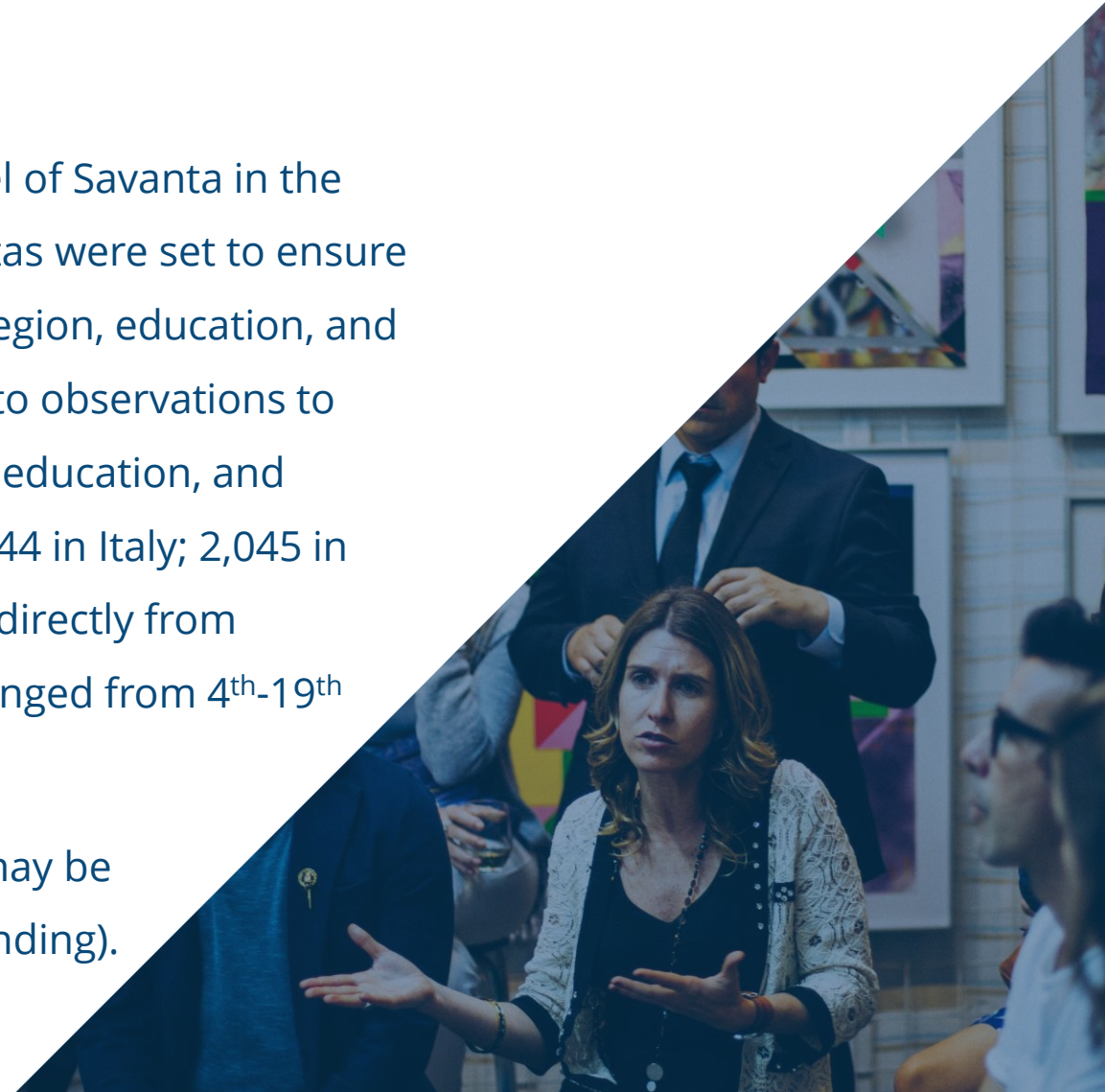
Policy, Expertise and Trust

Technical Note



This survey was conducted drawing on the proprietary online panel of Savanta in the UK and similar panels in their network in the other countries. Quotas were set to ensure sufficient responses within each country in terms of age, gender, region, education, and income. Once data collection was complete, weights were applied to observations to create a sample reflective of the population in age, gender, region, education, and income. Sample sizes were: 2,017 in Germany; 2,030 in Ireland; 2,044 in Italy; 2,045 in Norway; 2,168 in Poland; and 2,042 in the UK. Data were collected directly from respondents via a self-completed online survey. Fieldwork dates ranged from 4th-19th January 2022.

Note: For net figures (e.g. adding 'Very Well' to 'Quite Well'), there may be one percentage point difference on simple aggregation due to rounding).



For further information please contact:

Prof. Bobby Duffy
Director, Policy Institute
bobby.duffy@kcl.ac.uk

Dr Finlay Malcolm
Research Associate,
Policy Institute

George May
Head of Communications,
Policy Institute

Dr Kirstie Hewlett
Research Fellow,
Policy Institute

Tianne Haggart
Research Assistant,
Policy Institute

Connect with us

 [@policyatkings](https://twitter.com/policyatkings)  kcl.ac.uk/policy-institute

