



TRENDS IN HOME POOL DESIGN

WE FINANCE THOUSANDS OF POOLS EACH YEAR SO WE GET TO SEE ALL THE LATEST TRENDS IN RESIDENTIAL POOL DESIGN.

WE HOPE YOU FIND SOME INSPIRATION FOR WHAT YOUR OWN BACKYARD COULD BECOME!



VIKING
CAPITAL



SMALL POOLS

It is a common misconception that to have a swimming pool, you must have a big yard. Pool owners are throwing that notion away because tiny pools are all the rage! If you have a small yard, a tiny pool could be a perfect and beautiful addition. If you have a large yard, you can have it all by surrounding that smaller pool with other great outdoor features like a seating area, fire pit or garden. You may have to get strategic about sizing and placement but what's a little more planning to get the backyard of your dreams?

The popularity of small pools is evident in the number of names they go by including but not limited to; tiny pools, plunge pools, cocktail pools, dipping pools, spools, and more.



Pools do not need to be a show of opulence with 'bigger being better', instead homeowners are opting to put more focus on the overall experience of the backyard where a pool is the highlight but not the sole feature.

These smaller pools allow for more options in a backyard's set up and also give options to those who thought their space was too small for a traditional pool. There are many updated shapes to fit more confined spaces as well as custom options to get the perfect pool for your particular situation.


Lap pools are increasing in demand. Because of their slim design, they fit into backyards even without a big square space. These are typically very sleek in design so they compliment new builds with their practicality.



People are also discovering the added bonus of smaller pools; cost. They are cheaper to buy due to less materials, earth moving, labor and other installation costs. Plus due to the lower volume of water, they are cheaper long term as there is less water to heat and clean, and therefore much less stress on the filtration/pump systems.

There is a distinct shift towards the mindset that by decreasing the pool size (and therefore costs) there can be more spent on extra features like waterfalls, firepits, outdoor kitchens, built-in seating etc. This effectively gives better value as you get more features and more usability out of the space by only sacrificing the pool size.

If you want to take the tiny pool to the next level of functionality there is the option of a 'spool.' These are a combination of a small plunge pool crossed with a spa. So during the day they are used to cool off in the cold water and at night or during the colder months, you can heat the water and enjoy it as a typical spa with jets and lighting.







LEDGES


These come in many styles and go by many different names including Tanning Ledge, Baja Shelf, Splash Deck and Sun Shelf. Previously featured only in resorts and 5-star hotels, these are now entering into the residential market due to their practicality.

The many benefits of adding a sun shelf to a pool:

- It is somewhere small children, anyone with disabilities, or people not confident in larger bodies of water can safely enjoy the swimming pool.

- You can be half in/half out. Enjoy the warmth of the sun and the coolness of the water just like lying in the shallows at a beach.
- You can add furniture (deck chairs, loungers etc) to the pool to have your feet soaking while sitting back and relaxing.
- They are part of the interior of the pool so don't make your total pool footprint any larger.
- They can be as small or as big as you like and accommodated into almost any pool design.
- Being so shallow, the sun heats that water much faster than the deeper areas of the pool.







PERMANENT IN-WATER SEATING

Adding to the sun shelf experience, many homeowners are opting to put permanent seating in this area to add to the practicality of and the visual appeal of the shelf. There are also options for adding tables, umbrellas and massage jets to this area of the pool for the ultimate set up.





PLAY WITH DEPTH

Traditionally pools have a deep end and a shallow end but that isn't always necessary nowadays when pools are for kids and families to play in. More and more, families are opting out of the more traditional commercial style.

More people are choosing a shallow design to better suit their habits in the water. That means now being able to play games from within the pool like volleyball, badminton, etc. which adds another dynamic to the pool of activities you can do in your backyard.






It also means it can be more comfortable for many swimmers when they can touch the bottom of the pool no matter where they are.

An added bonus is that less depth means less water which saves on the volume of water that needs to be heated and also chemically treated, reducing the ongoing costs and making cleaning easier.

Tip: We always recommend people think about how they plan to use the pool and if having a deep end is essential for what they want.





COLORS

This is one of the biggest trend changes we have seen and is dramatically influencing what is classified as a 'modern design' in pools nowadays. There is a shift away from the bright, light blue coloring used inside the pool which is what has been the preferred look for decades. Now people are opting for darker tones like greys, deep dark blues and even blacks.



One reason for this is that the dark colors help the water absorb and retain more heat, making the most of the natural pool heater...the sun.

Visually, this can also make the pool appear deeper than it actually is. Our eyes have more trouble distinguishing the bottom and sides in a dark pool as opposed to a highly reflective light blue color.

We are also seeing this in newly designed commercial pools as architects want to keep up with the latest looks and also make use of the benefits from a darker tones.

Tip: Do note that darker toned pools can hide algae and general dirtiness which is great for keeping the appearance good but you need to be more attentive of those building up before you plan to go for a swim.





INTEGRAL DESIGN

There is a shift for pools to better suit their surroundings and be a complementary piece to the backyard rather than the dominating feature.

While a huge pool with all bells and whistles (slides, diving boards, fountains, etc) can be a blast and look great, things are now moving to more subtle setups. Homeowners are wanting the pool to be more cohesive with the space. Rather than have it overtake the yard, feel like an extension of the architecture of the home.




Rather than building a pool with every feature imaginable, a more relaxing space is being achieved. More thought is going into the total backyard experience and how homeowners will use it day to day.

Introducing natural elements to transform your pool area into a sanctuary is a great way to do this. How the pool works with its surroundings is important and many are adding vegetation into their backyards to compliment the pool and create a more natural feel.

This is also helpful in any homes do not have a big, flat, square canvas to work with. You can coincide your pool with your unique space and landscape to create something special.







FIRE PITS

Fire and water together, when done right can make a stunning experience in a backyard.

Once the sun goes down, the fun can continue. The fire creates a center focal point which everyone may gather around throughout the seasons. This, coupled with the dramatic backdrop of a gorgeous pool (and perhaps lighting and a water feature), makes for an ambience that draws people together and heightens relaxation.







SUNKEN SEATING

Increasing in popularity and taking the above ideas to the next level, is to get water and fire as close as possible. This is achieved with a sunken seating area with a built-in firepit. These setups of course need to be done where space is ample.





LED LIGHTING

While LEDs are not so new anymore, they can still be used in refreshing ways in your backyard space.

Incandescent lighting is the traditional type you would see in pools but this is now considered outdated. They are no longer the popular choice as they require regular changing as they burn out. They also emit yellow light which, when combined with the blue of the pool, gives the water a green appearance. Halogen lights are also a common option but these have the negative of being costly to buy and still give the green look in a pool. Both of these options also produce a lot of heat which utilizes a lot of unnecessary power.



LEDs are perfectly suited to pools as they need to be changed very rarely. They are also low wattage meaning they consume little power so you can have them on regularly as opposed to only special occasions when you are entertaining.





LEDs also allow you to also color the pool with any color you like. This is thanks to the use of the red, blue and green system, creating a huge range of options for how you want the pool to appear all from the same set up.

This can all typically be controlled easily by your phone, allowing you to change the appearance to suit the occasion or your mood.

If you are going to incorporate LED lighting into your pool design talk to your pool builder for the best plan to suit your situation, here are a few things to consider:

- Shape of the pool; bright and dark areas.
- The color of the pool
- What areas to highlight e.g stairs, waterfall, walls etc.
- Whether you want white light or multi-color options.
- Lighting of the areas surrounding the pool.

THE WRAP UP

We are seeing homeowners looking to modernize their pools with clean lines, fresh colors, and functional additions. They are opting for pools that fit their home, lifestyle, and aesthetic while still being the exciting addition that they should be. Less is more in terms of boldness but not in fun and functionality.

At the end of the day, your pool is a big investment, and the design should be something you love. Trends come and go, but your pool should make you happy for decades to come. Have fun with it, and happy designing!

IF YOU WANT TO SCHEDULE A FREE LOAN CONSULTATION TO HELP YOU SELECT THE BEST LOAN FOR YOUR NEEDS AND QUALIFICATIONS, COMPLETE OUR ONLINE APPLICATION FORM.

WWW.POOLLOAN.NET



VIKING

C A P I T A L