



**CHECKERS**

Justrite Safety Group

**VEHICLE AND MOTION SAFETY  
FULL LINE CATALOG**





In 1987 Checkers began with a simple vision: design and engineer the highest quality industrial safety products to provide effective safety solutions. That vision still drives Checkers today. With our product offerings of Cable/Hose Protection Systems, Wheel Chocks, Warning Whips, Warning and Safety Lights, and more, Checkers creates unique solutions for our customers. Having the opportunity to serve a diverse number of customers and markets for over 29 years has provided us the knowledge and insight to ensure every one of our customers' needs is satisfied. Through our commitment to innovation and excellence Checkers is poised to continue to serve as your leading global provider of industrial safety products.

Checkers is headquartered in Broomfield, Colorado, U.S.A. with another manufacturing and support facility located in Mesa, Arizona. Each of our products is proudly produced in the United States. We take pride in providing the highest quality product at the best possible price. With this goal in mind, in early 2018, Checkers joined Justrite Safety Group. This expands the non-PPE safety products offering exponentially to our customers. For more information visit [www.justrite.com](http://www.justrite.com). Our products are sold worldwide into many diverse markets. Checkers is proud to serve you and we thank you for your business.

## OUR VISION

**KEEPING PEOPLE, PROPERTY AND THE PLANET SAFE IS OUR FIRST AND GREATEST RESPONSIBILITY.**



## MARKETS SERVED

- Mining
- Oil and Gas
- Military
- Entertainment
- Power Generation
- Construction
- Utilities
- Manufacturing
- Material Handling
- Industrial
- Aviation
- Government
- Traffic Safety
- Automotive
- Landscaping
- Tree Care

## CHECKERS IS A MEMBER OF & PROUDLY SUPPORTS THE FOLLOWING ASSOCIATIONS



# CONTENTS

<b>WHEEL CHOCKS .....</b>	<b>3</b>	<b>INDUSTRIAL LIGHTING.....</b>	<b>49</b>
Heavy Duty MC Series Wheel Chocks.....	8	Vehicle Identification Lights.....	50
Heavy Duty AT Series Wheel Chocks.....	11	LED Work Lights.....	54
General Purpose UC Series Wheel Chocks.....	12	Solar Barricade Lights .....	56
Aviation Wheel Chocks.....	14	Premium Barricade Lights.....	58
General Purpose Rubber Wheel Chocks.....	18	Economy Barricade Lights .....	60
Accessories .....	19	Barricade Replacement Parts .....	62
<b>INDUSTRIAL CRIBBING .....</b>	<b>21</b>	LED Beacons .....	64
Dura Crib® Super Crib .....	23	Strobe Lights.....	70
Industrial Blocking Stabilization Kit.....	24	<b>TRAFFIC &amp; PARKING SAFETY .....</b>	<b>73</b>
SlabPad™ .....	24	Recycled Rubber Car Stops.....	74
Rizer Systems .....	25	Recycled Plastic Parking Stops .....	75
Coil Pads & Cradles .....	26	Recycled Rubber Speed Bumps .....	76
<b>WARNING WHIPS .....</b>	<b>27</b>	<b>ADDITIONAL PRODUCTS .....</b>	<b>77</b>
Super Heavy Duty Lighted Whips .....	31	Goggle Retainers.....	77
All-Purpose Lighted Whips.....	32	<b>PART NUMBER INDEX.....</b>	<b>78</b>
All-Purpose LED Wraped Lighted Whips.....	36		
General Purpose Lighted Whips.....	38		
General Purpose Non-Lighted Whips .....	40		
Light Duty Whips.....	42		
Replacement Lights.....	43		
Accessories and Replacement Parts.....	45		
Wing Whips.....	48		

## CHECKERS WARRANTY / LIABILITY

**LIMITED WARRANTY:** Checkers guarantees the products it manufactures or sells against defects in workmanship and material for a period of one (1) year from the date of shipment or date of invoice, whichever is later. The product must be used, maintained and installed according to the instructions and procedures provided, or this warranty is void. Any alteration or modification of the product will also void this warranty. Checkers' OBLIGATION UNDER THIS WARRANTY IS LIMITED TO THE REPAIR OR REPLACEMENT OF DEFECTIVE PRODUCTS. No other warranty or remedy shall be provided. This warranty specifically does not guarantee or cover payment or reimbursement of any damages or consequential damages other than repair or replacement of the product.

Any claim under this warranty must be made in writing within twelve (12) months of the date of shipment or the date of invoice, whichever is later. Owner must prepay shipping costs of all products returned to Checkers under this warranty. If it is determined that the product is defective in material and /or workmanship the repair or replacement will occur, at Checkers' option, at no charge and return freight prepaid by Checkers. All other return of product to the owner shall be at the owner's expense.

CHECKERS AND ITS AUTHORIZED AGENTS, EMPLOYEES AND REPRESENTATIVES SPECIFICALLY AND EXPRESSLY DISCLAIM ANY AND ALL OTHER WARRANTIES, INCLUDING THE WARRANTY OF FITNESS FOR A PARTICULAR PURPOSE AND/OR ANY WARRANTY OF MERCHANTABILITY, THAT MIGHT OTHERWISE BE APPLICABLE UNDER ANY STATE OR FEDERAL LAW.

**LIMITED LIABILITY OF CHECKERS:** Checkers and its authorized agents, distributors and representatives do not guarantee the performance of any Checkers product in the customer's use from anything other than defects in workmanship and material as provided for herein. Proper use by the customer is necessary for the effectiveness of the product, as well as the safety of those using same. The user is solely responsible to determine the suitability of any Checkers product for any intended use. The user assumes all risk and liability for use of any Checkers product. User specifically acknowledges receipt of proper instructions regarding the use of the product in the original packaging and disclaims any consequential damages to person or property, damages for loss of use, lost time, loss of profit, lost income, loss of the Checkers' product itself and/or other incidental or consequential damages other than as warranted by this limited warranty. User accepts the responsibility of removing from service any product that becomes worn out, unusable, unfit for intended use or defective in any way such as to make the product a potential safety hazard. Checkers is unable to undertake such obligations or responsibilities on behalf of the user as the user is in sole possession and control of the product.

# ABOUT CHECKERS VEHICLE & MOTION SAFETY

Checkers offers a wide variety of vehicle-based safety solutions. Products include wheel chocks, cribbing, warning whips, barricade lights, industrial signals and beacons, vehicle identification signs, parking lot safety solutions, and more. Through our continued growth and innovation, Checkers is positioned to continue to serve as your leading global provider of motion safety solutions.

## CHECKERS WHEEL CHOCKS

Checkers' wheel chocks are a best-in-class chocking solution that keeps both equipment and workers safe. Our chocks are used around the world and are offered in sizes to fit almost any vehicle. Our warning whips are built with high quality materials and are designed to make vehicles and points of interest more visible. They are critical to safety on job sites that utilize large equipment, so that smaller vehicles can still be seen.



## INDUSTRIAL CRIBBING

For years, fire departments, industrial plants, mining, and construction workers have used cribbing to stabilize and store equipment, products and vehicles. Our 100% recycled plastic cribbing has no knots and does not split, crack, or splinter. It is a safer option than wood, and additionally, it does not absorb liquids, oil, or most chemicals, while also featuring slip-resistance. The recycled plastic that our cribbing products are made from is friendly to the environment, while also lasting longer than wood, saving time and money in the long run.

## WARNING WHIPS

Checkers' Industrial Strength Warning Whips are constructed with a premium fiberglass resin to ensure the highest performance in any condition. Available in 3, 5, 6, 8, 10 or 12 foot lengths, these whips include a threaded hex base for vehicle attachment and either a heavy-duty Day Bright™ fluorescent orange, green, or yellow flag to help identify vehicles, equipment, or important locations at work sites. You have your choice of lighted or non-lighted whips, with various lighting and mounting options available as accessories. Checkers' Whips are engineered to handle the harshest conditions at mines, construction sites, and other industrial applications.



## INDUSTRIAL LIGHTING

Checkers features a wide variety of industrial lighting and signals, ranging from barricade lights and beacons to vehicle identification lights and roadside flares. All our lights and signals are built using ultra-bright LEDs to ensure maximum visibility, sealed housings for use in all weather conditions, and durable construction to withstand vibration and impacts.



## TRAFFIC & PARKING LOT SAFETY

Rounding out our motion safety brand is our premium, industry-leading rubber and plastic parking lot safety solutions. Keeping pedestrians and vehicles safe, these safety products are made from 100% recycled materials, are weather resistant, and assist in safe vehicle operation, stopping and speed control in parking lots and garages.



# WHEEL CHOCKS

---

- Checkers has led the way in developing reliable wheel chocks for a wide range of industries
- Checkers Chocks have set the standard for wheel chock safety worldwide
- Urethane construction resists weather, oils, fuels, and solvents



# CHOCKS YOU CAN TRUST

Since the mid 1980s, Checkers has led the way in developing reliable wheel chocks for a wide range of industries. With advanced engineering and manufacturing techniques, we have set the standard for wheel chock safety worldwide.

Checkers Wheel Chocks comply with the safety requirements of a variety of industries and ensure a safe working environment while your vehicles are at rest. Offered in a variety of styles, our wheel chocks provide a safe chocking solution for any type of vehicle.

Checkers Wheel Chocks were engineered in collaboration with safety experts to work with a wide range of ground equipment, commercial, and military vehicles. Whether you are chocking a fully-loaded 400-ton haul truck or a utility trailer, we have the wheel chocks you need to safely secure your vehicle and meet compliance standards.

Checkers Wheel Chocks have been field-tested by expert Checkers team members under various conditions to prove our products prevent non-motorized, uncontrolled movement of on and off-road vehicles. Checkers has also worked with a third-party laboratory to certify that each model meets the specifications indicated on the Checkers Wheel Chock Reference Guide. Specific models of our Checkers Wheel Chocks meet specifications required by MSHA (Mine Safety and Health Administration), OSHA (Occupational Safety and Health Administration), SAE (Society of Automotive Engineers), NFPA (National Fire Protection Agency), and the DOT (Department of Transportation).

## WHEEL CHOCKS FOR GROUND & AVIATION USE

### HEAVY DUTY WHEEL CHOCKS

- Includes the MC and AT Series wheel chocks
- Urethane makes chocks durable, lightweight and easy to use
- These heavy duty wheel chocks are ideal for heavy equipment, haul trucks, loaders, cranes, underground mining vehicles, fire engines and trucks, large military tactical vehicles
- After thorough testing, the MC series wheel chocks are approved and used by Caterpillar in mines worldwide

### GENERAL PURPOSE WHEEL CHOCKS

- Includes the UC Series wheel chocks
- UC Series is constructed of durable, impact-absorbing urethane, creating a lightweight, easy to use chock
- Ideal for over the road trucks, trailers, pickups, utility vehicles
- UC chocks have been 3rd party tested, certified and trusted by fleets globally

### AVIATION WHEEL CHOCKS

- Eliminate maintenance cost
- Urethane construction makes chock durable, lightweight and easy to use
- Won't splinter or crack, eliminating Foreign Object Damage
- Urethane aviation chocks have been tested and approved by the US Military

## ADVANTAGES OF USING WHEEL CHOCKS BY CHECKERS

- We are one of the largest manufacturers of wheel chocks in the world
- We manufacture the most popular wheel chocks in the highly-demanding mining industry
- Checkers wheel chocks are manufactured at company headquarters in Broomfield, Colorado
- Polyurethane wheel chocks are resistant to extreme weather conditions, tears, abrasions, oils, and solvents
- Polyurethane chocks are extremely lightweight compared to excessive steel and aluminum counterparts
- Long-lasting product life span results in cost savings
- Checkers produces a wheel chock for virtually every type of tire-based vehicle
- Our wheel chocks are engineered to reduce damage to your vehicle's tires
- High visibility safety colors are used on most of our wheel chocks
- Checkers wheel chocks satisfy MSHA, OSHA, SAE, NFPA, and DOT compliance standards
- Recessed carrying handles included on most models
- Mounting brackets available for most models
- **6800, 4600, and 3500 Series**

**Aviation Wheel Chocks can be customized to reflect your company's unique identity with custom colors and logos**



## CHOOSING THE RIGHT MODEL

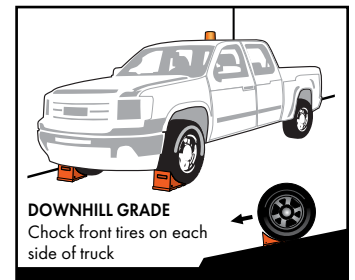
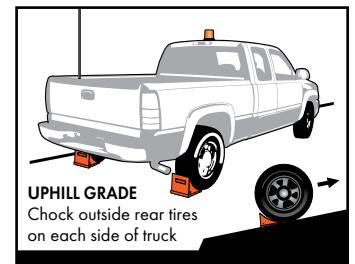
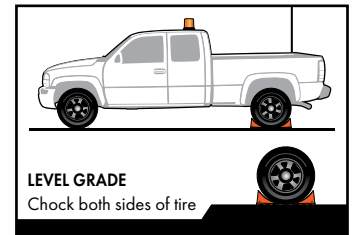
**TIRE DIAMETER**  
Be sure to pick the necessary Checkers wheel chock based upon your vehicle's tire diameter.

**GROSS VEHICLE WEIGHT**  
Be sure you understand the vehicle's gross operating weight to ensure you select the correct wheel chock for your specific requirement.



**SURFACE**  
Know what type of ground you will be placing your wheel chock on when making your selection. Whether it's a gravel or paved surface, Checkers manufactures wheel chocks that adhere to all types of surfaces.

## PROPER CHOCKING PROCEDURES



## WHEEL CHOCK USER GUIDELINES

**IMPORTANT SAFETY WARNINGS AND INSTRUCTIONS:** Wheel chocks are effective and safe holding devices when used properly. Users must comply with all warnings and instructions provided with the Checkers wheel chock product. Wheel chocks must be used in pairs, positioned downhill firmly against the tire and below the truck's center of gravity. This could mean chocking in front of the front wheels if the truck is disabled while traveling down a grade or chocking the back of the rear wheels if the truck is disabled while traveling up a grade. This could also mean chocking the front and back of one wheel if the direction of the grade cannot be determined, or even using multiple pairs of chocks in severe conditions. Wheel chocks must also be positioned firmly and squarely against the center of the tire tread. Improper positioning decreases the wheel chock's effectiveness. Although these are generally accepted chocking procedures, it is the responsibility of the end user to make the final determination about proper chocking of a vehicle under the circumstances presented.

It is our goal to educate end users on the proper use of wheel chocks. We want to create safety awareness so that users can avoid the potentially severe dangers of not using wheel chocks, or not using them properly.

Many factors must be considered before using wheel chocks. The user must take into account multiple variables that may affect the wheel chock's performance including:

- A. Wheel Size (See Checkers Wheel Chock Selection Guide)
- B. Gross Vehicle Operating Weight (See Checkers Wheel Chock Selection Guide)
- C. Level or grade of the ground surface
- D. Radial tires vs. Bias Ply tires (Radial tires by design deflect more than a bias-ply tire. This flexibility provides a smooth ride but also allows the tire to wrap around the wheel chock, thus reducing the chock's effectiveness)
- E. Varying tire pressures that naturally occur with changes in the environment
- F. Condition of ground surface (i.e. firm, soft, wet, dry, icy, frozen)

You cannot simply test a pair of wheel chocks with a specific vehicle on a specified grade and broadly assume that the wheel chocks will hold the same truck every time. Countless combinations of conditions exist and this must be considered when selecting the most appropriate wheel chock for each application. Thorough testing must be completed at each location to ensure that specific wheel chocks will meet their specific chocking requirements.

Wheel chocks require regular visual inspection for cracking, chipping or other deterioration signaling the need for replacement; however, they should require little or no maintenance.

**WARNING:** Individual end user testing required to ensure proper chock selection and application

**NOTE:** Diagrams shown are for land vehicle use only. For more detailed information and for aviation chock user guidelines, visit our website at [www.checkers-safety.com](http://www.checkers-safety.com).

## OSHA SPECIFIES:

**1910.178(k)...** (1) The brakes of highway trucks shall be set and wheel chocks placed under the rear wheels to prevent the trucks from rolling while they are boarded with powered industrial trucks.

**1910.178(m)...** (7) Brakes shall be set and wheel blocks shall be in place to prevent movement of trucks, trailer, or railroad cars while loading or unloading. Fixed jacks may be necessary to support a semitrailer during loading or unloading when the trailer is not coupled to a tractor.

**1910.111(f)...** (9) Chock blocks. At least two chock blocks shall be provided. These blocks shall be placed to prevent rolling of the vehicle whenever it is parked during loading and unloading operations.

## MSHA SPECIFIES:

### MSHA Standard for Surface Operations

30 CFR § 56.14207 - Parking procedures for unattended equipment.

Mobile equipment shall not be left unattended unless the controls are placed in the park position and the parking brake, if provided, is set. When parked on a grade, the wheels or tracks of mobile equipment shall be either chocked or turned into a bank.

### MSHA Standard for Underground Mines

30 CFR § 57.14207 - Parking procedures for unattended equipment.

Mobile equipment shall not be left unattended unless the controls are placed in the park position and the parking brake, if provided, is set. When parked on a grade, the wheels or tracks of mobile equipment shall be either chocked or turned into a bank.

### MSHA Standard for Procedures During Repairs or Maintenance

30 CFR § 56.14105 - Repairs or maintenance of machinery or equipment shall be performed only after the power is off, and the machinery or equipment blocked against hazardous motion. Machinery or equipment motion or activation is permitted to the extent that adjustments or testing cannot be performed without motion or activation, provided that persons are effectively protected from hazardous motion.



# WHEEL CHOCKS IN ACTION & COMPARISONS



Four Checkers wheel chocks, model MC3011 used on CAT 797

## URETHANE WHEEL CHOCKS VERSES ALUMINUM WHEEL CHOCKS

### Urethane Wheel Chocks are:

- Made with high visibility yellow and orange safety colors
- Not painted and will not chip, scratch or peel
- Constructed from a high impact absorbing urethane
- User friendly with molded-in user guidelines in English on all models, and in English, Spanish, and French on the MC3011
- Easy to transport with molded-in carrying handle (no sharp or jagged edges)
- Not a risk of theft for scrap metal
- Available with anti-skid rubber traction pads on MC and AT series
- No threat of tire puncture
- Non-conductive



Checkers aviation chocks model AC4614-LR used with HH-60G Pave Hawk

## URETHANE AVIATION WHEEL CHOCKS VERSES WOOD AVIATION WHEEL CHOCKS

### Urethane Aviation Wheel Chocks are:

- Maintenance free
- Weather & abrasion resistant - will not rot, crack or split like wood
- Resistant to fuels, oils & lubricants
- Not painted, and will not chip, scratch or flake
- Constructed from high impact absorbing urethane
- Available with anti-skid rubber traction pads
- Lightweight and will not get waterlogged, heavy, or hard to handle like wood
- Easy to transport with built-in carrying handle
- Available with optional mounting brackets
- Foreign Object Debris (FOD) Compliant



Checkers Aviation Chock model AC6820-LR-RP being used with the Global Hawk UAV

## URETHANE AVIATION WHEEL CHOCKS VERSES RUBBER AVIATION WHEEL CHOCKS

### Urethane Aviation Wheel Chocks are:

- Lighter weight
- Weather & abrasion resistant - will not dry rot, crack, or chip like rubber
- High load bearing capacity
- Resistant to fuels, oils & lubricants
- Constructed from a high impact absorbing urethane
- Engineered and built to last longer
- Easy to transport with built-in carrying handle
- Available with optional mounting brackets



# WHEEL CHOCK REFERENCE GUIDE

## WE HAVE SET THE STANDARD

Checkers is the first manufacturer to test and certify our wheel chocks to provide an easy to use Wheel Chock Reference Guide.

## USING THIS GUIDE

- Select wheel chocks based on the Gross Vehicle Operating Weight and Tire Diameter of the vehicle.
- The Wheel Chock Reference Guide is based on testing results of 8% grade roads.
- The end user must test wheel chocks for each application as many variables exist.

## TIRE DIAMETER RANGE

**GROSS VEHICLE OPERATING WEIGHT**

	Up to 32" Diameter (81.3m cm)	Up to 35" Diameter (88.9 cm)	Up to 38" Diameter (96.5 cm)	Up to 46" Diameter (116.8 cm)	Up to 65" Diameter (165.1 cm)	Up to 95" Diameter (241.3 cm)	Up to 105" Diameter (266.7 cm)	Up to 142" Diameter (360.7 cm)	Up to 165" Diameter (419.1 cm)
Up to 30,000 lb. (13,608 kg)	UC1700/ UC1400-4.5 Pg. 13/Pg. 12	UC1700 Pg. 13	UC1500-4.5 Pg. 12	UC1500-4.5 Pg. 12	MC3009/ UC1210 Pg. 10/Pg. 12	MC3010 Pg. 9	-	-	-
Up to 40,000 lb. (18,144 kg)	UC1600/ UC1400-6 Pg. 13/Pg. 12	UC1600 Pg. 13	UC1500-6 Pg. 12	UC1500-6 Pg. 12	MC3009/ UC1210 Pg. 10/Pg. 12	MC3010 Pg. 9	MC3010 Pg. 9	-	-
Up to 50,000 lb. (22,680 kg)	UC1400-6 Pg. 12	UC1500-4.5 Pg. 12	UC1500-6 Pg. 12	UC1500-6 Pg. 12	MC3009/ UC1210 Pg. 10/Pg. 12	MC3010 Pg. 9	MC3010 Pg. 9	-	-
Up to 60,000 lb. (27,216 kg)	UC1500-4.5/ UC1400-6 Pg. 12	UC1500-4.5 Pg. 12	UC1500-6/ AT3512 Pg. 12/Pg.11	UC1500-6/ AT3514 Pg. 12/Pg.11	MC3009/ UC1210 Pg. 10/Pg. 12	MC3010 Pg. 9	MC3010 Pg. 9	-	-
Up to 70,000 lb. (31,751 kg)	UC1500-6 Pg. 12	UC1500-6 Pg. 12	AT3512 Pg. 11	AT3514 Pg. 11	MC3009/ UC1210 Pg. 10/Pg. 12	MC3010 Pg. 9	MC3010 Pg. 9	-	-
Up to 80,000 lb. (36,287 kg)	AT3512 Pg. 11	AT3512 Pg. 11	AT3512 Pg. 11	AT3514 Pg. 11	MC3009/ UC1210 Pg. 10/Pg. 12	MC3010 Pg. 9	MC3010 Pg. 9	-	-
Up to 150,000 lb. (68,039 kg) *35 ton	-	-	-	AT3514 Pg. 11	MC3009/ UC1210 Pg. 10/Pg. 12	MC3010 Pg. 9	MC3010 Pg. 9	MC3012 Pg. 9	MC3011 Pg. 8
Up to 245,000 lb. (111,130 kg) *70 ton	-	-	-	MC3009 Pg. 10	MC3009/ UC1210 Pg. 10/Pg. 12	MC3010 Pg. 9	MC3010 Pg. 9	MC3012 Pg. 59	MC3011 Pg. 8
Up to 366,000 lb. (166,015 kg) *100 ton	-	-	-	-	MC3010 Pg. 9	MC3010 Pg. 9	MC3010 Pg. 9	MC3012 Pg. 9	MC3011 Pg. 8
Up to 550,000 lb. (249,476 kg) *165 ton	-	-	-	-	MC3010 Pg. 9	MC3010 Pg. 9	MC3010 Pg. 9	MC3012 Pg. 9	MC3011 Pg. 8
Up to 855,000 lb. (387,821 kg) *240 ton	-	-	-	-	-	MC3012 Pg. 9	MC3012 Pg. 9	MC3012 Pg.9	MC3011 Pg. 8
Up to 1,600,000 lb. (725,748 kg) *400 ton	-	-	-	-	-	MC3011 Pg. 8	MC3011 Pg. 8	MC3011 Pg. 8	MC3011 (Min. 4 Required) Pg. 8
Up to 1,600,000 lb. (725,748 kg) *400 ton	-	-	-	-	-	-	MC3000 Pg. 8	MC3000 Pg. 8	MC3000 (Only 2 Required) Pg. 8


\* Maximum Load Capacity, Ton = 2,000 lb. (907 kg)



MC3000



AT3500 SERIES



UC1500 SERIES

# HEAVY DUTY MC SERIES

CHECKERS HEAVY DUTY MC SERIES WHEEL CHOCKS are manufactured with highly durable, lightweight polyurethane construction. With a larger base than our UC or AT models, the MC3000 Series is ideal for use with heavy equipment such as haul trucks, loaders, and cranes. For vehicles with wheels with a diameter of up to 165 inches.

- The #1 selling wheels chocks in the mining industry
- MC series wheel chocks are approved and used by Caterpillar and mines worldwide
- Tough, weather-resistant urethane construction
- Resistant to oils, fuels, and solvents
- Meets MSHA specifications

## MC3000 recommended tire diameter 105 in. to 165 in. (266.7 cm to 419.1 cm)

- For mine haul trucks with tire sizes from 105 in. to 165 in. (266.7 cm to 419.1 cm) dia. and gross vehicle operating weight up to 1,600,000 lbs. (725,748 kg)
- Maximum payload capacity is 400 tons\*
- Replaceable rubber anti-slip traction pads with aluminum mounting plates to resist delamination due to corrosion
- Molded-in ANSI Z535.4 compliant proper chocking guidelines in English, Spanish and French with color illustrations
- Four side handles and carrying strap on back



MCSTUD



MODEL: CT2000  
2 WHEEL TRANSPORT CART

Model	Length	Width	Height	Weight	Color	Prop 65
MC3000	30 in. (76.2 cm)	22 in. (55.9 cm)	22 in. (55.9 cm)	70.25 lb. (31.9 kg)	Hi-Vis Yellow	⚠
CT2000	12 in. (30.5 cm)	24 in. (61.0 cm)	49 in. (124.5 cm)	33 lb. (15 kg)	Gray	⚠
MCPAD28X2.25	Replacement traction pad for MC3000 & MC2000			2.5 lb. (1.1 kg)	Black	⚠
MCSTRAP-17	Replacement handle strap for MC3000 & MC2000			.5 lb. (.23 kg)	Black	-
MCSTUD-3/8X1.5	Optional stainless steel studs for snow and ice. Requires 10 per MC3000 and MC2000			.06 lb. (.027 kg) Each	Grey	-

⚠ **WARNING:** Cancer and Reproductive Harm - www.P65Warnings.ca.gov. See pg 80-82

## MC3011 recommended tire diameter 95 in. to 165 in. (241.3 cm to 419.1 cm)

- For mine haul trucks and mine support equipment
- Use two MC3011 for Gross Vehicle Operating Weight up to 855,000 lbs. (387,821 kg) OR for Payloads up to 240 tons\* (217,724 kg)
- Use four MC3011 for Gross Vehicle Operating Weight up to 1,600,000 lbs. (725,748 kg) OR for Payloads up to 400 tons\* (362,874 kg)
- Recessed carrying handle and mounting hole for ropes, chains or brackets
- Replaceable rubber anti-slip traction pads with aluminum mounting plates to resist delamination due to corrosion
- Molded-in ANSI Z535.4 compliant proper chocking guidelines with color illustrations



MCSTUD



MODEL: CT1911  
2 WHEEL TRANSPORT CART

Model	Length	Width	Height	Weight	Color	Prop 65
MC3011	24.6 in. (62.5 cm)	14.5 in. (36.9 cm)	16 in. (40.7 cm)	32 lb. (14.5 kg)	Hi-Vis Yellow	⚠
CT1911	12 in. (30.5 cm)	24 in. (61.0 cm)	49 in. (124.5 cm)	33 lb. (15 kg)	Gray	⚠
MCPAD22.875X2.5	Replacement traction pad for MC3011 and MC1911			2 lb. (.9 kg)	Black	-
MCSTRAP-17	Replacement handle strap for MC3000 & MC2000			.5 lb. (.23 kg)	Black	-

⚠ **WARNING:** Cancer and Reproductive Harm - www.P65Warnings.ca.gov. See pg 80-82

## MC3012 recommended tire diameter 95 in. to 142 in. (241.3 cm to 360.7 cm)

- For mine haul trucks and mine support equipment
- Max Gross Vehicle Operating Weight up to 855,000 lbs. or 387,821 kg
- For Payloads up to 255 tons\* (231,332 kg) use two MC3012
- Recessed carrying handle
- Mounting hole for ropes, chains or brackets
- Replaceable rubber anti-slip traction pads with aluminum mounting plates to resist delamination due to corrosion
- Molded-in ANSI Z535.4 compliant proper chocking guidelines



MODEL: MC3012  
(See Mounting Brackets at end of section)



MCSTUD



MODEL: CT191  
2 WHEEL TRANSPORT CART

Model	Length	Width	Height	Weight	Color	Prop 65
MC3012	21.9 in. (55.7 cm)	14.9 in. (37.9 cm)	10.6 in. (27.0 cm)	23.75 lb. (10.8 kg)	Yellow	⚠
CT1912	12.0 in. (30.5 cm)	24.0 in. (61 cm)	49.0 in. (124.5 cm)	35 lb. (15.9 kg)	Grey	⚠
MCPAD20.25X2.5	Replacement traction pad for MC3012 & MC1912			2 lb. (5.0 kg)	Black	-
MCSTUD-3/8X1.5	Optional stainless steel studs for snow and ice. Requires 8 per MC3012 and MC1912			.06 lb. (.027 kg) Each	Grey	-

⚠ **WARNING:** Cancer and Reproductive Harm - www.P65Warnings.ca.gov. See pg 80-82

## MC3010 recommended tire diameter 65 in. to 105 in. (165.1 cm to 266.7 cm)

- For mining and construction haul trucks and support equipment
- For Tire Diameter 65" to 105" (165.1 cm to 266.7 cm)
- Max Gross Vehicle Operating Weight up to 550,000 lbs. or 249,476 kg
- For Payloads up to 165 tons\* (149,685 kg) use two MC3010
- Recessed carrying handle
- Mounting hole for ropes, chains or brackets
- Replaceable rubber anti-slip traction pads with aluminum mounting plates to resist delamination due to corrosion



MODEL: MC3010  
(See Mounting Brackets at end of section)



MCSTUD

Model	Length	Width	Height	Weight	Color	Prop 65
MC3010	17.7 in. (45.0 cm)	15.2 in. (38.7 cm)	10 in. (25.4 cm)	19 lb. (8.62 kg)	Hi-Vis Yellow	⚠
MCPAD15X.75X2.5	Replacement traction pad for MC3010 & MC1910			2 lb. (5.0 kg)	Black	-
MCSTUD-3/8X1.5	Optional stainless steel studs for snow and ice. Requires 6 per MC3010 and MC1910			.5 lb. (.23 kg)	Black	-

⚠ **WARNING:** Cancer and Reproductive Harm - www.P65Warnings.ca.gov. See pg 80-82

\* Ton is the U.S. standard, equivalent to 2,000 lb. (907 kg)



# HEAVY DUTY MC SERIES (CONT.)

## MC3009 recommended tire diameter 46 in. to 65 in. (116.8 cm to 165.1 cm)

- For mine support equipment such as lubrication trucks and maintenance vehicles
- Max Gross Vehicle Operating Weight up to 245,000 lbs. or 111,130 kg
- For Payloads up to 70 tons\* (63,503 kg) use two MC3009
- Tough urethane construction
- Recessed carrying handle
- Safety yellow color
- Mounting hole for ropes, chains or brackets
- Replaceable rubber anti-slip traction pads with aluminum mounting plates to resist delamination due to corrosion
- Molded-in ANSI Z535.4 compliant proper chocking guidelines



MODEL: MC3009  
(See Mounting Brackets below)



MCSTUD

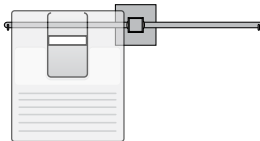
Model	Length	Width	Height	Weight	Color	Prop 65
MC3009	15 in. (38.1 cm)	15.1 in. (38.4 cm)	11 in. (28.0 cm)	14.5 lb. (6.6 kg)	Yellow	⚠
MCPAD12X2.5	Replacement traction pad for MC3009 & MC1909			1.5 lb. (.7 kg)	Black	-
MCSTUD-3/8X1.5	Optional stainless steel studs for snow and ice. Requires 4 per MC3009 and MC1909			.06 lb. (.027 kg) Each	Grey	-

⚠ **WARNING:** Cancer and Reproductive Harm - [www.P65Warnings.ca.gov](http://www.P65Warnings.ca.gov). See pg 80-82

## MC SERIES MOUNTING BRACKET for MC3011, MC3012, MC3010 & MC3009 chocks

- Mounting Hardware NOT included

MODEL: MC1900



Model	Description	Specifications	Weight	Prop 65
MC1900	Universal Dual Mounting Bracket holds 2 each of MC Series Wheel Chocks. Primer Finish.	36 in. (91.4 cm) Length . Bracket Rod with 6" (15.2 cm) Mounting Plate	16 lb. (7.3 kg)	-

# HEAVY DUTY AT SERIES

CHECKERS HEAVY DUTY AT SERIES WHEEL CHOCKS are made with durable, lightweight polyurethane. Featuring replaceable aluminum base plates with posi-grip cleats or anti-slip rubber traction pads, the AT Series is ideal for underground mining equipment, fire fighting vehicles and large utility vehicles.

**MEETS NFPA & SAE SPECIFICATIONS** NFPA 1901, 1906 & 1911 standard requires two or more wheel chocks to be mounted on fire apparatuses in readily accessible locations before being placed into service.

SAE-J348 standard presents design, manufacturer, and testing criteria for wheel chocks.

- Lighter weight with tough urethane construction
- ANSI compliant color written guidelines on proper chocking procedures
- Complies with SAE-J348, NFPA 1901, 1906, and 1911 Standard
- Resistant to oils, fuels and solvents
- Recessed carrying handle on the backside of the chock
- Replaceable aluminum traction cleats or rubber pads
- Mounting hole for ropes, chains or brackets

## AT3514 recommended tire diameter 36 in. to 46 in. (91.4 cm to 116.8 cm)

AT3514 Series Wheel Chocks comply with NFPA 1901, 1906, 1911, and meet SAE-J348 standard

- For vehicles with tire sizes of 36 in. to 46 in. (91.4 cm to 116.8 cm) and gross vehicle operating weight up to 150,000 lb. (68,039 kg)



(See Mounting Brackets below)

Model	Base Design	Length	Width	Height	Weight	Prop 65
AT3514-AC-Y	Aluminum Cleat Cored Bottom	21 in. (53.3 cm)	11.25 in. (28.6 cm)	12.25 in. (31.1 cm)	16.5 lb. (7.5 kg)	⚠
AT3514-FBAC-Y	Aluminum Cleat Flat Bottom	21 in. (53.3 cm)	11.25 in. (28.6 cm)	12.25 in. (31.1 cm)	18.8 lb. (8.6 kg)	⚠
AT3514-RP-Y	Rubber Pad Cored Bottom	21 in. (53.3 cm)	11.25 in. (28.6 cm)	12.25 in. (31.1 cm)	16.1 lb. (7.3 kg)	⚠
AT3514-FBRP-Y	Rubber Pad Flat Bottom	21 in. (53.3 cm)	11.25 in. (28.6 cm)	12.25 in. (31.1 cm)	17.5 lb. (8.0 kg)	⚠
ATCLEAT-3514	Replacement Aluminum Cleat for cored or flat bottom				2.0 lb (.9 kg)	-
ATPAD-2514	Replacement Rubber Pad for cored or flat bottom				.9 lb (.4 kg)	-

⚠ **WARNING:** Cancer and Reproductive Harm - www.P65Warnings.ca.gov. See pg 80-82

## AT3512 recommended tire diameter 28 in. to 38 in. (71.1 cm to 96.5 cm)

AT3512 Series Wheel Chocks comply with NFPA 1901, 1906, 1911, and meet SAE-J348 standard

- For vehicles with tire diameter of 28 in. to 38 in. (71.1 cm to 96.5 cm) and gross vehicle operating weight up to 80,000 lb. (36,287 kg)



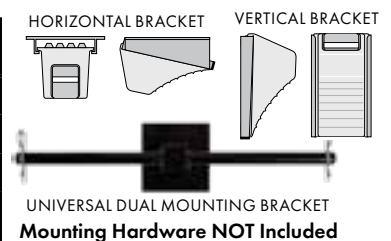
(See Mounting Brackets below)

Model	Base Design	Length	Width	Height	Weight	Prop 65
AT3512-AC-Y	Aluminum Cleat Cored Bottom	15.5 in. (39.4 cm)	8.5 in. (21.6 cm)	8.25 in. (21.0 cm)	7.1 lb. (3.2 kg)	⚠
AT3512-FBAC-Y	Aluminum Cleat Flat Bottom	15.5 in. (39.4 cm)	8.5 in. (21.6 cm)	8.25 in. (21.0 cm)	7.5 lb.(3.4 kg)	⚠
AT3512-RP-Y	Rubber Pad Cored Bottom	15.5 in. (39.4 cm)	8.5 in. (21.6 cm)	8.25 in. (21.0 cm)	7.1 lb. (3.2 kg)	⚠
AT3512-FBRP-Y	Rubber Pad Flat Bottom	15.5 in. (39.4 cm)	8.5 in. (21.6 cm)	8.25 in. (21.0 cm)	7.5 lb. (3.4 kg)	⚠
ATCLEAT-3512	Replacement Aluminum Cleat for cored or flat bottom				.625 lb (.3 kg)	-
ATPAD-2512	Replacement Traction Pad for cored or flat bottom				2.0 lb (.9 kg)	-

⚠ **WARNING:** Cancer and Reproductive Harm - www.P65Warnings.ca.gov. See pg 80-82

## AT SERIES MOUNTING BRACKET for AT3512, AT514 & AT3500 Chocks

Model	Description	Coating	Weight	Prop 65
AT2512VM	Vertical Mounting Bracket for 3512 Series 14" x 12" x 5.75"	Zinc Plated	3.2 lb. (1.5 kg)	-
AT2512HM	Horizontal Mounting Bracket for 3512 Series 16" x 11.13" x 6.25"	Zinc Plated	5.3 lb. (2.4 kg)	-
AT2514HM	Horizontal Mounting Bracket for 3514 Series 21.75" x 14.13" x 6.75"	Zinc Plated	8.0 lb. (3.7 kg)	-
AT2500	Universal Dual Mounting Bracket holds 2 each 3500 Series Wheel Chocks of any size. 26.26" (66.7 cm) Length Bracket Rod with 6" (15.2 cm) Square Mounting Plate.	Black Powder Coated Finish	13.5 lb. (6.2 kg)	-



\* Ton is the U.S. standard, equivalent to 2,000 lb. (907 kg)


# GENERAL PURPOSE UC SERIES

CHECKERS GENERAL PURPOSE UC SERIES WHEEL CHOCKS are manufactured with highly durable, lightweight polyurethane. These chocks are ideal for use with over-the-road trucks, trailers, pickups and utility vehicles. For tire diameters 27 in. to 65 in. (68.6 cm to 116.8 cm).

- Highly durable, lightweight construction
- For wheels with up to a 48 in. outside dia.
- Weather-resistant polyurethane construction
- Resistant to oils, fuels, and solvents
- 3rd party tested, certified and trusted by fleets globally

## UC1210 recommended tire diameter 46 in. to 65 in. (116.8 cm to 165.1 cm)

- For mining and construction haul trucks and support equipment
- Max Gross Vehicle Operating Weight up to 245,000 lbs. or 111,130 kg
- For payloads up to 70 tons\* (63,503 kg) use two UC1210
- Recessed carrying handle
- Molded-in "How to Use" guidelines
- High visibility orange color
- Mounting hole for ropes, chains or brackets




MODEL: UC1210  
Uses MC1900 Mounting Bracket

Model	Length	Width	Height	Weight	Color	Prop 65
UC1210	17 in. (43.2 cm)	14 in. (35.6 cm)	14 in. (35.6 cm)	25 lb. (11.3 kg)	Orange	⚠

⚠ **WARNING:** Cancer and Reproductive Harm - www.P65Warnings.ca.gov. See pg 80-82

## UC1400 recommended tire diameter 27 in. to 32 in. (68.6 cm to 81.3 cm)

- UC1400-4.5 is certified for a gross vehicle operating weight up to 30,000 lb. (13,608 kg)
- UC1400-6 is certified for a gross vehicle operating weight up to 60,000 lb. (27,216 kg)
- Easy-grip carrying handle & eyebolt for ropes or chains
- Available in singles or pairs  
(Pairs attached with a 48 in. long piece of 5/8 in. Polyester rope)




MODEL: UC1400  
Mounting brackets available (see next page)

Model	Length	Width	Height	Weight	Color	Prop 65
UC1400-4.5	10 in. (25.4 cm)	8.5 in. (21.6 cm)	5 in. (12.7 cm)	4.5 lb. (2 kg)	Orange	⚠
UC1400-4.5-P (PAIR)	10 in. (25.4 cm)	8.5 in. (21.6 cm)	5 in. (12.7 cm)	9.5 lb. (4.3 kg) (PAIR)	Orange	⚠
UC1400-6	10 in. (25.4 cm)	8.5 in. (21.6 cm)	5 in. (12.7 cm)	6 lb. (2.7 kg)	Orange	⚠
UC1400-6-P (PAIR)	10 in. (25.4 cm)	8.5 in. (21.6 cm)	5 in. (12.7 cm)	12.5 lb. (5.7 kg) (PAIR)	Orange	⚠

⚠ **WARNING:** Cancer and Reproductive Harm - www.P65Warnings.ca.gov. See pg 80-82

## UC1500 recommended tire diameter 32 in. to 46 in. (81.3 cm to 116.8 cm)

- UC1500-4.5 is certified for a gross vehicle operating weight up to 50,000 lb. (22,680 kg)
- UC1500-6 is certified for a gross vehicle operating weight up to 70,000 lb. (31,751 kg)
- Recessed carrying handle & mounting hole for ropes or chains
- Available in singles or pairs  
(Pairs attached with a 48 in. long piece of 5/8 in. Polyester rope)



MODEL: UC1500  
Mounting brackets available (see next page)

Model	Length	Width	Height	Weight	Color	Prop 65
UC1500-4.5	11.5 in. (29.2 cm)	9 in. (22.9 cm)	8.5 in. (21.6 cm)	4.5 lb. (2 kg)	Orange	⚠
UC1500-4.5-P (PAIR)	11.5 in. (29.2 cm)	9 in. (22.9 cm)	8.5 in. (21.6 cm)	9.5 lb. (4.3 kg) (PAIR)	Orange	⚠
UC1500-6	11.5 in. (29.2 cm)	9 in. (22.9 cm)	8.5 in. (21.6 cm)	6 lb. (2.7 kg)	Orange	⚠
UC1500-6-P (PAIR)	11.5 in. (29.2 cm)	9 in. (22.9 cm)	8.5 in. (21.6 cm)	12.5 lb. (5.7 kg) (PAIR)	Orange	⚠

⚠ **WARNING:** Cancer and Reproductive Harm - www.P65Warnings.ca.gov. See pg 80-82



## UC1600 recommended tire diameter 27 in. to 35 in. (68.6 cm to 88.9 cm)

- UC1600 is certified for a gross vehicle operating weight up to 40,000 lb. (18,144 kg)
- Recessed carrying handle
- Mounting hole for ropes or chains
- High visibility orange color
- Available in singles or pairs  
(Pairs attached with a 48 in. long piece of 5/8 in. Polyester rope)



MODEL: UC1600

Model	Length	Width	Height	Weight	Color	Prop 65
UC1600	11.25 in. (28.6 cm)	8 in. (20.3 cm)	8.25 in. (21.0 cm)	3.5 lb. (1.6 kg)	Orange	⚠
UC1600-P (PAIR)	11.25 in. (28.6 cm)	8 in. (20.3 cm)	8.25 in. (21.0 cm)	7.5 lb. (3.4 kg) (PAIR)	Orange	⚠

⚠ **WARNING:** Cancer and Reproductive Harm - www.P65Warnings.ca.gov. See pg 80-82

## UC1700 recommended tire diameter 27in. to 35 in. (68.6 cm to 88.9 cm)

- UC1700 is certified for a gross vehicle operating weight up to 30,000 lb. or 13,608 kg.
- Recessed carrying handle
- Mounting hole for ropes or chains
- High visibility orange color
- Available in singles or pairs  
(Pairs attached with a 48 in. long piece of 5/8 in. Polyester rope)



MODEL: UC1700

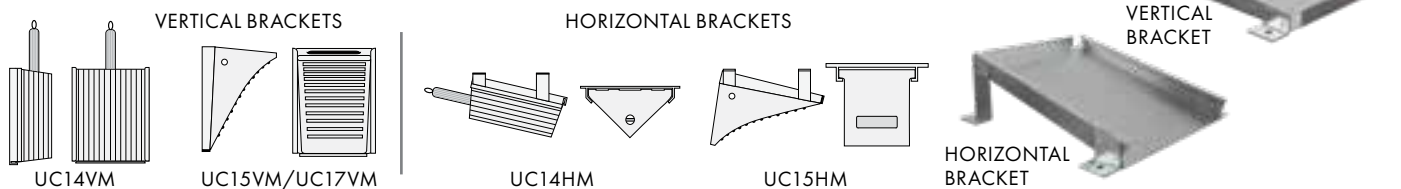
Mounting brackets available (see below)

Model	Length	Width	Height	Weight	Color	Prop 65
UC1700	8.5 in. (21.6 cm)	7.5 in. (19.1 cm)	6.25 in. (15.9 cm)	2.0 lb. (.91 kg)	Orange	⚠
UC1700-P (PAIR)	8.5 in. (21.6 cm)	7.5 in. (19.1 cm)	6.25 in. (15.9 cm)	4.5 lb. (2 kg) (PAIR)	Orange	⚠

⚠ **WARNING:** Cancer and Reproductive Harm - www.P65Warnings.ca.gov. See pg 80-82

## UC SERIES MOUNTING BRACKETS for UC1400, UC1500 & UC1700 Series Chocks

- Mounting Hardware NOT included



Model	Description	Coating	Weight	Prop 65
UC14VM	Vertical Mounting Bracket for 1400 Series Wheel Chock. 11.88 in. x 10.5 in. x 2.13 in.	Zinc Plated	2.5 lb. (1.1 kg)	-
UC14HM	Horizontal Underbody Mounting Bracket for 1400 Series Wheel Chock. 11.75 in. x 10.25 in. x 4.75 in.	Zinc Plated	2.5 lb. (1.1 kg)	-
UC15VM	Vertical Mounting Bracket for 1500 Series Wheel Chock. 11.75 in. x 10.25 in. x 4.75 in.	Zinc Plated	2.5 lb. (1.1 kg)	-
UC15HM	Horizontal Underbody Mounting Bracket for 1500 Series Wheel Chock. 12 in. x 11.5 in. x 4.25 in.	Zinc Plated	2.75 lb. (1.2 kg)	-
UC17VM	Vertical Mounting Bracket* for 1700 Series Wheel Chock. 10.5 in. x 9.25 in. x 1.5 in.	Zinc Plated	1.75 lb. (.8 kg)	-

⚠ **WARNING:** Cancer and Reproductive Harm - www.P65Warnings.ca.gov. See pg 80-82

## UCTS003 for light weight general purpose applications

- Durable polyurethane construction increases strength over comparable rubber chocks
- Resist damage from UV, moisture, salt, and oils/chemicals
- Grooved, stepped edges help grip and provide more tire traction
- Eyebolt to use as a handle or connect with a rope
- Up to a 20,000 lb. load capacity (up to 11% grade)



Model	Length	Width	Height	Weight	Color	Prop 65
UCTS003	10 in. (25.4 cm)	8 in. (20.3 cm)	6 in. (15.2 cm)	2.86 lb. (1.3 kg)	Orange	⚠

⚠ **WARNING:** Cancer and Reproductive Harm - www.P65Warnings.ca.gov. See pg 80-82

# AVIATION WHEEL CHOCKS

CHECKERS AVIATION WHEEL CHOCKS include the AC Series, made of highly durable, lightweight polyurethane. AC Chocks last longer than wood chocks, never need painting and eliminate Foreign Object Damage threats for aircraft. The AC Series is ideal for private, commercial, cargo and military aircraft.




- Lightweight and easy to use
- Impact-absorbing urethane
- Weather and abrasion resistant
- High load-bearing capacity
- Resistant to aircraft fuels, oils, and lubricants
- Eliminates Foreign Object Damage
- Will not rot, crack or splinter like wood
- Optional anti-skid rubber pads for polished hanger floors
- Rope-lock system & optional rope carrying handle
- Molded-in high-visibility yellow color

**CUSTOMIZE YOUR CHOCKS:** 6800, 4600, and 3500 Series Aviation Wheel Chocks can be customized to reflect your company's unique identity with a special color or adding your logo on the chock.

## AC6800 for large and oversized aircraft

LR MODEL

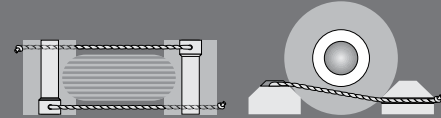


AC6856 IN-USE



AC6856 IN-USE

**ROPE LOCK SYSTEM** The original military style chock-to-chock rope lock system allows a wheel chock to be temporarily and securely attached to the opposing wheel chock on the opposite side of the aircraft tire. This chock-locking system ensures that wheel chocks remain firmly positioned against each side of the aircraft tire during engine test procedures.



## 20 INCH MODELS

Model	Description	Length	Width	Height	Lanyard	Weight	Color	Prop 65
AC6820-LR	Aviation Chock w/36 in. Locking Rope (no Rubber Pad)	20 in. (50.8 cm)	8 in. (20.3 cm)	6 in. (15.2 cm)	36 in. (91.4 cm)	13.9 lb. (6.3 kg)	Hi-Vis Yellow	⚠
AC6820-QLR	Aviation Chock w/50 in. Looped Locking Rope (no Rubber Pad)	20 in. (50.8 cm)	8 in. (20.3 cm)	6 in. (15.2 cm)	50 in. (127 cm)	14.4 lb. (6.5 kg)	Hi-Vis Yellow	⚠
AC6820-QLR	Aviation Chock w/50 in. Looped Locking Rope (no Rubber Pad)	20 in. (50.8 cm)	8 in. (20.3 cm)	6 in. (15.2 cm)	50 in. (127 cm)	14.4 lb. (6.5 kg)	Hi-Vis Yellow	⚠
AC6820-LR-H	Aviation Chock w/ Carrying Handle & 36 in. Locking Rope (no Rubber Pad)	20 in. (50.8 cm)	8 in. (20.3 cm)	6 in. (15.2 cm)	36 in. (91.4 cm)	14.05 lb. (6.4 kg)	Hi-Vis Yellow	⚠
AC6820-QLR-H	Aviation Chock w/ Carrying Handle & 50 in. Looped Locking Rope (no Rubber Pad)	20 in. (50.8 cm)	8 in. (20.3 cm)	6 in. (15.2 cm)	50 in. (127 cm)	14.55 lb. (6.6 kg)	Hi-Vis Yellow	⚠
AC6820-LR-RP	Aviation Chock w/Rubber Pad & 36 in. Locking Rope	20 in. (50.8 cm)	8 in. (20.3 cm)	6 in. (15.2 cm)	36 in. (91.4 cm)	18.9 lb. (8.6 kg)	Hi-Vis Yellow	⚠
AC6820-QLR-RP	Aviation Chock w/ Rubber Pad & 50 in. Looped Locking Rope	20 in. (50.8 cm)	8 in. (20.3 cm)	6 in. (15.2 cm)	50 in. (127 cm)	19.4 lb. (8.8 kg)	Hi-Vis Yellow	⚠
AC6820-LR-RP-H	Aviation Chock w/ Carrying Handle, Rubber Pad & 36 in. Locking Rope	20 in. (50.8 cm)	8 in. (20.3 cm)	6 in. (15.2 cm)	36 in. (91.4 cm)	19.05 lb. (8.6 kg)	Hi-Vis Yellow	⚠
AC6820-QLR-RP-H	Aviation Chock w/ Carrying Handle, Rubber Pad & 50 in. Looped Locking Rope	20 in. (50.8 cm)	8 in. (20.3 cm)	6 in. (15.2 cm)	50 in. (127 cm)	19.55 lb. (8.9 kg)	Hi-Vis Yellow	⚠
ACROPE-36X5/8	Replacement Locking Rope for AC6820	36 in. (91.4 cm)	.625 in. (1.6 cm)	.625 in. (1.6 cm)	36 in. (91.4 cm)	.25 lb. (.11 kg)	White	-
ACROPE-QLR	Replacement Looped Locking Rope for AC6820	50 in. (127 cm)	.625 in. (1.6 cm)	.625 in. (1.6 cm)	50 in. (127 cm)	.5 lb. (.23 kg)	White	-
ACPAD-6820	Replacement Rubber Pad for AC6820	17.25 in. (43.8 cm)	7.4 in. (18.8 cm)	.5 in. (1.3 cm)	N/A	5.0 lb. (2.3 kg)	Black	-

## 56 INCH MODELS

⚠ **WARNING:** Cancer and Reproductive Harm - [www.P65Warnings.ca.gov](http://www.P65Warnings.ca.gov). See pg 80-82

Model	Description	Length	Width	Height	Lanyard	Weight	Color	Prop 65
AC6856-LR	Aviation Chock with 48 in. Locking Rope (no Rubber Pad)	56 in. (142.2 cm)	8 in. (20.3 cm)	6 in. (15.2 cm)	48 in. (122 cm)	36.25 lb. (16.4 kg)	Hi-Vis Yellow	⚠
AC6856-LR-RP	Aviation Chock with Rubber Pad and 48 in. Locking Rope	56 in. (142.2 cm)	8 in. (20.3 cm)	6 in. (15.2 cm)	48 in. (122 cm)	43.25 lb. (19.7 kg)	Hi-Vis Yellow	⚠
ACROPE-48X5/8	Replacement Locking Rope for AC6856	48 in. (122 cm)	.625 in. (1.6 cm)	.625 in. (1.6 cm)	48 in. (122 cm)	.35 lb. (.16 kg)	White	-
ACPAD-6856	Replacement Rubber Pad for AC6856	7.5 in. (19 cm)	5.6 in. (14.2 cm)	.5 in. (1.3 cm)	N/A	1.0 lb. (.5 kg)	Black	-

⚠ **WARNING:** Cancer and Reproductive Harm - [www.P65Warnings.ca.gov](http://www.P65Warnings.ca.gov). See pg 80-82

## AC4600 for mid-sized to large aircraft




Model	Description	Length	Width	Height	Lanyard	Weight	Color	Prop 65
AC4614-LR	Aviation Chock with 36 in. Locking Rope (no Rubber Pad)	14 in. (35.6 cm)	6 in. (15.2 cm)	4 in. (10.2 cm)	36 in. (91.4 cm)	6.2 lb. (2.8 kg)	Hi-Vis Yellow	⚠
AC4614-LR-H	Aviation Chock with Carrying Handle and 72 in. Looped Locking Rope (no Rubber Pad)	14 in. (35.6 cm)	6 in. (15.2 cm)	4 in. (10.2 cm)	36 in. (91.4 cm)	6.35 lb. (2.9 kg)	Hi-Vis Yellow	⚠
AC4614-LR-RP	Aviation Chock with Rubber Pad and 36 in. Locking Rope	14 in. (35.6 cm)	6 in. (15.2 cm)	4.25 in. (10.8 cm)	36 in. (91.4 cm)	8.3 lb. (3.8 kg)	Hi-Vis Yellow	⚠
AC4614-LR-RP-H	Aviation Chock with Carrying Handle and Rubber Pad	14 in. (35.6 cm)	6 in. (15.2 cm)	4.25 in. (10.8 cm)	36 in. (91.4 cm)	8.45 lb. (3.8 kg)	Hi-Vis Yellow	⚠
ACROPE-36X5/8	Replacement Locking Rope for AC4614	36 in. (91.4 cm)	.625 in. (1.6 cm)	.625 in. (1.6 cm)	36 in. (91.4 cm)	.25 lb. (.11 kg)	White	-
ACPAD-4614	Replacement Rubber Pad for AC4614	11.5 in. (29.2 cm)	5.5 in. (14.0 cm)	.5 in. (1.3 cm)	N/A	2.1 lb. (1.0 kg)	Black	-

⚠ **WARNING:** Cancer and Reproductive Harm - [www.P65Warnings.ca.gov](http://www.P65Warnings.ca.gov). See pg 80-82

## AC3500 for small to mid-sized aircraft

- An updated version of the original wood wheel chock design
- Standard with 1/2 in. x 24 in. replaceable polyester rope lanyard
- Sold as singles or roped together in pairs



Model	Description	Length	Width	Height	Lanyard	Weight (pair)	Color	Prop 65
AC3512	Aviation Chock	12 in. (30.5 cm)	5 in. (12.7 cm)	3 in. (7.6 cm)	24 in. (61.0 cm)	6.5 lb. (2.9 kg)	Hi-Vis Yellow	⚠
AC3512-RP	Aviation Chock with Rubber Base	12 in. (30.5 cm)	5 in. (12.7 cm)	3.25 in. (8.3 cm)	24 in. (61.0 cm)	8.4 lb. (3.8 kg)	Hi-Vis Yellow	⚠
AC3515	Aviation Chock	15 in. (38.1 cm)	5 in. (12.7 cm)	3 in. (7.6 cm)	24 in. (61.0 cm)	7.8 lb. (3.4 kg)	Hi-Vis Yellow	⚠
AC3515-RP	Aviation Chock with Rubber Base	15 in. (38.1 cm)	5 in. (12.7 cm)	3.25 in. (8.3 cm)	24 in. (61.0 cm)	10.4 lb. (4.4 kg)	Hi-Vis Yellow	⚠
AC3518	Aviation Chock	18 in. (45.7 cm)	5 in. (12.7 cm)	3 in. (7.6 cm)	24 in. (61.0 cm)	9.2 lb. (4.2 kg)	Hi-Vis Yellow	⚠
AC3518-RP	Aviation Chock with Rubber Base	18 in. (45.7 cm)	5 in. (12.7 cm)	3.25 in. (8.3 cm)	24 in. (61.0 cm)	12.0 lb. (5.6 kg)	Hi-Vis Yellow	⚠
AC3521	Aviation Chock	21 in. (53.3 cm)	5 in. (12.7 cm)	3 in. (7.6 cm)	24 in. (61.0 cm)	11.0 lb (5.0 kg)	Hi-Vis Yellow	⚠
AC3521-RP	Aviation Chock with Rubber Base	21 in. (53.3 cm)	5 in. (12.7 cm)	3.25 in. (8.3 cm)	24 in. (61.0 cm)	15.0 lb. (6.8 kg)	Hi-Vis Yellow	⚠
ACPAD3512	Replacement Rubber Pad for 3512	9.0 in. (22.6 cm)	4.5 in. (11.4 cm)	.5 in (1.3 cm)	N/A	.75 lb. (.34 kg)	Black	-
ACPAD3515	Replacement Rubber Pad for 3515	12 in. (30.4 cm)	4.5 in. (11.4 cm)	.5 in (1.3 cm)	N/A	1.2 lb. (.5 kg)	Black	-
ACPAD3518	Replacement Rubber Pad for 3518	15 in. (38.1 cm)	4.5 in. (11.4 cm)	.5 in (1.3 cm)	N/A	1.5 lb. (.7 kg)	Black	-
ACPAD3521	Replacement Rubber Pad for 3521	18 in. (45.7 cm)	4.5 in. (11.4 cm)	.5 in (1.3 cm)	N/A	1.75 lb. (.8 kg)	Black	-
ACROPE-3500-S	Replacement Locking Rope for Single AC3500	24 in (61.0 cm)	.5 in (.2 cm)	.5 in (1.3 cm)	24 in. (61.0 cm)	.25 lb. (.1 kg)	White	-
ACROPE-3500-P	Replacement Locking Rope for Pair AC3500	24 in (61.0 cm)	.5 in (.2 cm)	.5 in (1.3 cm)	24 in. (61.0 cm)	.25 lb. (.1 kg)	White	-

⚠ **WARNING:** Cancer and Reproductive Harm - [www.P65Warnings.ca.gov](http://www.P65Warnings.ca.gov). See pg 80-82



## AC200 SERIES for small aircraft

Fits the curvature of the tire to absorb wheel-squat during loading and fueling operations. Features molded-in soft base for increased traction. 3/8 in. x 24 in. replaceable polyester rope lanyard connects two chocks together. Custom rope lengths available. Sold in pairs.



MODEL: AC201



MODEL: UC200-S



Model	Length	Width	Height	Lanyard	Weight (pair)	Color	Prop 65
AC201	5.5 in. (14.0 cm)	4.5 in. (11.4 cm)	2.75 in. (7.0 cm)	24 in. (61.0 cm)	1.5 lb. (.68 kg)	Hi-Vis Yellow	⚠
UC200-S	5.5 in. (14 cm)	4.5 in. (11.4 cm)	2.5 in. (6.3 cm)	24 in. (61.0 cm)	1.6 lb (.7 kg)	Orange	⚠

⚠ **WARNING:** Cancer and Reproductive Harm - [www.P65Warnings.ca.gov](http://www.P65Warnings.ca.gov). See pg 80-82



Checkers AC6820-LR aviation chocks used on a McDonnell Douglas F-15 Eagle





# GENERAL PURPOSE RUBBER WHEEL CHOCKS

GENERAL PURPOSE RC SERIES WHEEL CHOCKS are composed of durable rubber that makes them strong and safe in industrial applications. The RC models are resistant to damage from UV, moisture, salt, and oils. Their traction design grips the tire and road and will not cause tire or pavement damage. The chock design also allows either side to be positioned against tire. This series of chocks is built to suit a variety of applications in the construction, utility, and other commercial industries.

- Highly durable rubber construction
- Resistant to weather elements
- Either side can be positioned against the tire
- Ideal for smaller vehicles and trailers
- Small design makes for easy storage
- RC450 Series offers 4 different base options

## RC450 standard of the utility industry

- RC450 is available with either a steel loop carrying handle or an eyebolt for ropes or chains
- Fits most chock storage compartments



MODELS: RC450 RC450-S RC450-CL RC450-GR

MODEL: RC450-S



MODEL: RC450-E

Model	Description	Length	Width	Height	Weight	Prop 56
RC450	Bottom Void, Steel Loop	10 in. (25.4 cm)	8 in. (20.3 cm)	5.5 in. (14.0 cm)	7 lb. (3.2 kg)	-
RC450-S	Solid Bottom, Steel Loop	10 in. (25.4 cm)	8 in. (20.3 cm)	5.5 in. (14.0 cm)	10 lb. (4.5 kg)	-
RC450-CL	Bottom Void and Aluminum Ice Cleat, Steel Loop	10 in. (25.4 cm)	8 in. (20.3 cm)	5.5 in. (14.0 cm)	8.5 lb. (3.9 kg)	-
RC450-GR	Bottom Void and 14 ga. Steel Grate, Steel Loop	10 in. (25.4 cm)	8 in. (20.3 cm)	5.5 in. (14.0 cm)	9.2 lb. (4.2 kg)	-
RC450-E	Bottom Void, Eyebolt	10 in. (25.4 cm)	8 in. (20.3 cm)	5.5 in. (14.0 cm)	7 lb. (3.2 kg)	-

## RC815 for "over the road" trucks and trailers and loading dock facilities

- Ribbed pyramid design
- Eyebolt for ropes or chains
- Either side can be positioned against tire
- Ideal for keeping truck trailers in place during loading or unloading

MODEL: RC815



Model	Description	Length	Width	Height	Weight	Prop 65
RC815	Wheel Chock with Bottom Void	10 in. (25.4 cm)	8 in. (20.3 cm)	6 in. (15.2 cm)	8.5 lb. (3.9 kg)	-

## RC915 for heavy trucks, trailers and road construction equipment

- Ribbed pyramid design
- Eyebolt for ropes or chains
- Either side can be positioned against the tire

MODEL: RC915



Model	Description	Length	Width	Height	Weight	Prop 65
RC915	Wheel Chock with Bottom Void	11.5 in. (29.2 cm)	10 in. (25.4 cm)	7.25 in. (18.4 cm)	15 lb. (6.8 kg)	-

## GP RC5500 triangular design used by aircraft worldwide

- High-density rubber
- Horizontal traction ribs
- Resistant to the elements
- Allows either side to be positioned against the tire
- Replaceable 24 in. (61.0 cm) rope lanyard
- Sold as singles with rope or roped together as pairs
- **Please specify after Model No.: S = Single or P = Pair**



Model	Length	Width	Height	Weight (single)	Prop 65
RC5510	10 in. (25.4 cm)	5 in. (12.7 cm)	4.33 in. (11.0 cm)	6.5 lb. (3.0 kg)	-
RC5512	12 in. (30.5 cm)	5 in. (12.7 cm)	4.33 in. (11.0 cm)	7.7 lb. (3.5 kg)	-
RC5515	15 in. (38.1 cm)	5 in. (12.7 cm)	4.33 in. (11.0 cm)	9.3 lb. (4.2 kg)	-
RC5518	18 in. (45.7 cm)	5 in. (12.7 cm)	4.33 in. (11.0 cm)	11 lb. (5.0 kg)	-
RC5521	21 in. (53.3 cm)	5 in. (12.7 cm)	4.33 in. (11.0 cm)	12.7 lb. (5.8 kg)	-
RC5524	24 in. (61.0 cm)	5 in. (12.7 cm)	4.33 in. (11.0 cm)	14.4 lb. (6.5 kg)	-

## WHEEL CHOCK ACCESSORIES

### ECONOMY DOCK CHAIN with hardware

- For connecting wheel chocks to loading dock. 2/0 (3.4 mm) chain
- Rated at 225 lb. (116 kg) working load limit
- Includes attachment link and dock hanger
- Custom lengths available

Model	Description	Weight	Prop 65
MS1602-1-10	Econochain with hardware - 10 ft. length	1.9 lb. (.9 kg)	-
MS1602-1-12	Econochain with hardware - 12 ft. length	2.1 lb. (1.0 kg)	-
MS1602-1-15	Econochain with hardware - 15 ft. length	2.5 lb. (1.1 kg)	-



MODEL: MS1602-1-10

### HEAVY DUTY DOCK CHAIN with hardware

- For connecting wheel chocks to loading dock. 3/16 (5.5 mm) proof coil chain is zinc-plated
- Rated at 800 lb. (363 kg) working load limit
- Includes attachment link and dock hanger
- Custom lengths available

Model	Description	Weight	Prop 65
MS1602-5-10	Heavy duty chain with hardware - 10 ft. length	4.1 lb. (1.9 kg)	-
MS1602-5-12	Heavy duty chain with hardware - 12 ft. length	4.9 lb. (2.2 kg)	-
MS1602-5-15	Heavy duty chain with hardware - 15 ft. length	5.8 lb. (2.6 kg)	-



MODEL: MS1602-5-10

### SAFETY CABLE LOOP HANDLE with hardware

Model	Description	Weight	Prop 65
MS1602-3	Orange plastic-coated cable with reflective stripe for 1500, 1600 & 1700 chocks	.2 lb. (.1 kg)	-



### SAFETY SIGN for compliance with chocking regulations

Model	Description	Weight	Prop 65
MS1606-1	20 Gauge Steel, 10" x 14" (25.4 cm x 35.6 cm) (Mounting hardware NOT included)	1.5 lb. (.7 kg)	-
MS1606-2	Pressure-sensitive vinyl, 10" x 14" (25.4 cm x 35.6 cm)	.1 lb. (.05 kg)	-







Checkers urethane chocks model UC1500 used on a utility truck



Checkers all-terrain chocks model AT3514 used on a fire fighting truck

# INDUSTRIAL CRIBBING

---

- Industrial grade, 100% recycled plastic construction
- Resistant to gas, oils and chemicals
- Creates a safe and stable work environment
- Alternative to dangerous wood stacks







# 100% RECYCLED PLASTIC CRIBBING

## PLASTIC CRIBBING VS WOOD

For years fire departments, industrial plants, mining, and construction workers have used wood to crib, block, or stabilize equipment, products and vehicles. 99% of cribbing being used today is wood. Wood is relatively inexpensive but comes with knots, is absorbent, cracks, splits and splinters. The only guarantee with wood is that you will eventually need to replace it. Plastic cribbing has no knots and does not split, crack, or splinter. It does not absorb blood, oil, or most chemicals and is slip-resistant. Our products are guaranteed for 50 years against rot, fluid absorption, termites or mold.

- Saves you time and money in the long run
- Wide variety of cribbing options to choose from
- Easy one-person install

Attribute	Plastic	Wood
Absorption	None	Everything
Get waterlogged, and become heavier	No	Yes
Maintenance free	Yes	No
Resistant to oils, fuels, and lubricants	Yes	No
Prone to rotting, cracking, and splitting	No	Yes
Lab Tested	Yes	No
Environmentally sound	Yes	No
Warranty	50 Years*	None

\* Against rot, fluid absorption, termites or mold

## ENGINEERED PLASTIC BENEFITS

- 100% recycled plastic construction for added durability against splitting, rot, fluid absorption, termites or mold
- Unmatched strength - stronger than oak
- Resistant to gas, oil, chemicals, even blood
- 50 year warranty against rotting, absorption, termites and mold
- Lightweight and splinter free
- Available in black with lanyards

PSI
Working load limit ratings vary. Check tag on individual cribbing block for limits.

## ACTIVE CRIBBING

Active cribbing is used when a person is working near the cribbing. Static (or passive) cribbing is used to keep material off the ground for storage purposes.

## CRIBBING GUIDELINES

The Army Corps of Engineers is the leading source of cribbing information and recommends the following cribbing guidelines.

- Bottom layer should be solid to spread the load, especially on soil or asphalt paving.
- Limit height to 3 times width (shortest width for non-square cribs).


Source: U.S. Army Corps of Engineers

### U.S. ARMY CORPS OF ENGINEERS CRIBBING LAYOUT GUIDE


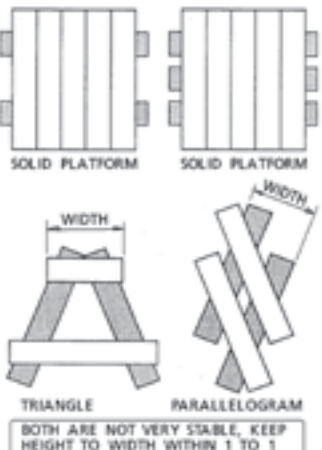
(VARIES FROM 200 PSI TO 1000 PSI DEPENDING ON WOOD SPECIES 500 PSI IS USED HERE - EXAMPLE 500 x 3.5 x 3.5 x 4 = 24,000)

**FOR 2 MEMBER x 2 MEMBER LAYOUT**  
 4 x 4 CRIB CAPACITY = 24,000 LBS (12 TONS)  
 6 x 6 CRIB CAPACITY = 60,000 LBS (30 TONS)

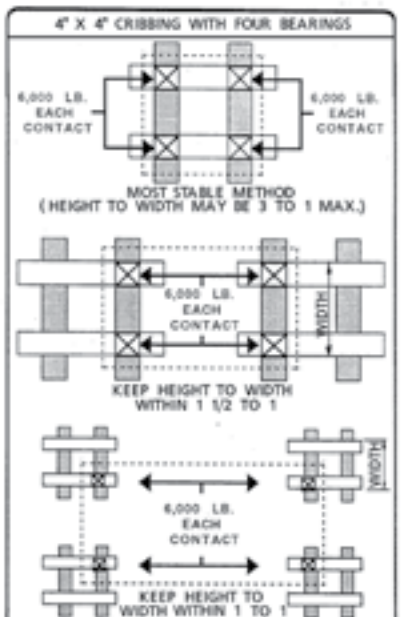
FOR 3 MEMBER x 3 MEMBER CRIB, CAPACITY IS 1/4 AS MUCH  
 500 x 3.5' x 3.5' x 9 = 55,000, 500 x 5.5' x 5.5' x 9 = 136,000



- BOTTOM LAYER SHOULD BE SOLID TO SPREAD THE LOAD ESPECIALLY ON SOIL OR ASPHALT PAVING
- LIMIT HEIGHT TO 3 TIMES WIDTH (SHORTEST WIDTH FOR NON-SQUARE CRIBS)
- OVERLAP CORNERS BY 4 INCHES TO ASSURE SLOW CRUSH TYPE FAILURE

**4" x 4" CRIBBING WITH FOUR BEARINGS**



6,000 LB. EACH CONTACT

MOST STABLE METHOD (HEIGHT TO WIDTH MAY BE 3 TO 1 MAX.)

6,000 LB. EACH CONTACT

KEEP HEIGHT TO WIDTH WITHIN 1 1/2 TO 1

6,000 LB. EACH CONTACT

KEEP HEIGHT TO WIDTH WITHIN 1 TO 1

TRIANGLE PARALLELOGRAM

BOTH ARE NOT VERY STABLE, KEEP HEIGHT TO WIDTH WITHIN 1 TO 1



# DURA CRIB® PRIME CRIB

Reassurance on the largest jobs. Heavy duty construction.  
Lanyard available. Ideal for:

- Larger Vehicles
- Railroad
- Construction
- Mining
- Oil and Gas
- Dewatering



CH67SC-24 - "PRIME CRIB™"



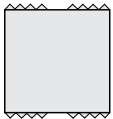
CH612-24 - "THE FULL SLAB™"



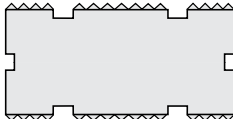
CH612SC-12 - "THE HALF SLAB™"



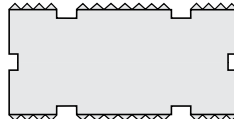
CHW-6/7-24



CH67SC-24  
"PRIME CRIB™"



CH612SC-24  
"THE FULL SLAB™"



CH612SC-12  
"THE HALF SLAB™"



CHW-6/7-24

Model	Height	Width	Length	Weight	Prop 65
CH67SC-24	6 in. (15.3 cm)	7 in. (17.8 cm)	24 in. (60.9 cm)	25 lb. (11.4 kg)	-
CHW-6/7-24	6 in. (15.3 cm)	7 in. (17.8 cm)	24 in. (60.9 cm)	27 lb. (12.3 kg)	-
CH67PC-24	6 in. (15.3 cm)	7 in. (17.8 cm)	24 in. (60.9 cm)	27 lb. (12.3 kg)	-
CH612SC-24	6 in. (15.3 cm)	12 in. (30.6 cm)	24 in. (60.9 cm)	52 lb. (23.6 kg)	-
CH612SC-12	6 in. (15.3 cm)	12 in. (30.6 cm)	12 in. (30.5 cm)	26 lb. (11.8 kg)	-


## ADDITIONAL INFORMATION

Model	Description	PSI	Working Load Limit	Temperature Testing for WLL	Lanyard Color
CH67PC-24	Prime Crib™	865	129,632 lb. (58,800 kg)	77°F (25°C)	Orange - Heavy
CH612SC-24	The Full Slab™	865	242,508 lb. (110,000 kg)	77°F (25°C)	Orange - Heavy
CH612SC-12	The Half Slab™	865	121,254 lb. (55,000 kg)	77°F (25°C)	Orange - Heavy

Before



After







# INDUSTRIAL BLOCKING STABILIZATION KIT

100% recycled plastic construction provides added durability while being environmentally sound

- Kits contain the basic composite cribbing and wheel chocks useful for safely working on forklifts
- A convenient carrying bag is provided for smaller parts
- See chart below for kit contents



KIT R MODEL: CHFSSK-R


## FORKLIFT STABILIZATION KIT R

- Contains the basic suggested cribbing and wheel chocks
- Creates a safer repair environment for technicians
- Keeps forklift and service truck stable during repairs
- Handy carrying bag makes kit mobile

Description	Qty. Included	Prop 65
4 in. x 4 in. x 48 in. True Dura Stat	2	-
4 in. x 4 in. x 22 in. True Dura Stat	2	-
6 in. x 7 in. x 10 in. Diamond Crib with Lanyard	2	-
Standard Wheel Chock with Lanyard	2	-
Bessy Clamps	2	-
Stockpicker Rizers	2	-
Carrying Bag	1	-

Cribbing can be used in various ways to support a forklift and its load. It can be used as a counter-balance on the back or center to stabilize the forklift. It can also be used on the front to secure the load.\*

\*Checkers Safety is not liable on how the product is used. The line drawing offers a visual of the product and possibilities for use. Please contact your safety manager for codes and standard practices.



## SLABPAD™

- Stabilizing plate created especially for The Slab and The Half Slab
- Distributes weight over heavy duty crib stacks, for use with The Slab and Half Slab product
- May be used as a bottom or top stabilizing plate for The Slab and Half Slab product
- Two sizes available: 12 in. x 12 in. x 1.5 in., or 12 in. x 24 in. x 1.5 in.
- Cushioned lanyard handle
- Made from recycled ultra-high-molecular-weight polyethylene
- Made in the USA

**COMING SOON!**



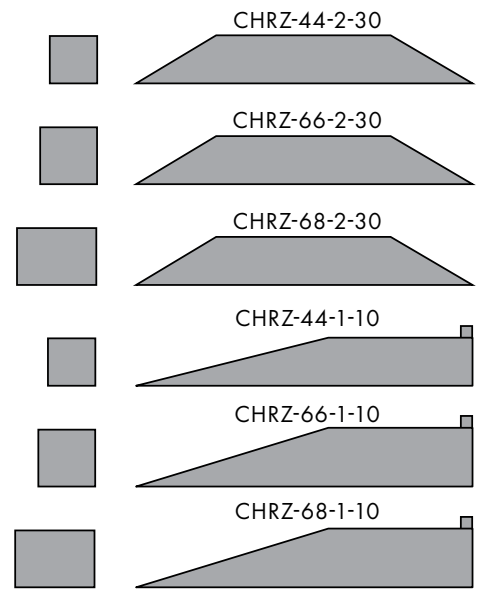
Cushioned lanyard handle

Model	Description	Width	Length	Height	Weight	PSI	Prop 65
CHSP12	Half SlabPad	12 in. (30.5 cm)	12 in. (30.5 cm)	1.5 in. (3.8 cm)	7.5 lb. (3.4 kg)	3,000 psi	-
CHSP24	SlabPad	12 in. (30.5 cm)	24 in. (61 cm)	1.5 in. (3.8 cm)	15 lb. (6.8 kg)	3,000 psi	-

# RIZER SYSTEMS

100% recycled plastic construction provides added durability while being environmentally sound

## RIZER SYSTEMS FOR FORKLIFTS, LO-BOYS AND AUTO TRANSPORT



Model	Height	Width	Length	Weight	Prop 65
CHRZ-44-2-30	4 in. (10.2 cm)	4 in. (10.2 cm)	36 in. (91.44 cm)	14 lb. (6.4 kg)	-
CHRZ-66-2-30	6 in. (15.2 cm)	6 in. (15.2 cm)	36 in. (91.44 cm)	30 lb. (13.6 kg)	-
CHRZ-68-2-30	6 in. (15.2 cm)	8 in. (20.3 cm)	36 in. (91.44 cm)	45 lb. (20.4 kg)	-
CHRZ-44-1-10	4 in. (10.2 cm)	4 in. (10.2 cm)	36 in. (91.44 cm)	12 lb. (5.5 kg)	-
CHRZ-66-1-10	6 in. (15.2 cm)	6 in. (15.2 cm)	36 in. (91.44 cm)	30 lb. (13.6 kg)	-
CHRZ-68-1-10	6 in. (15.2 cm)	8 in. (20.3 cm)	36 in. (91.44 cm)	45 lb. (20.4 kg)	-

## BIG FOOT LOADING RIZERS

- Loading ramps for track vehicles
- Easy loading with 45° angle
- Three standard sizes
- Custom sizes available
- Padded lanyards
- Supports most track vehicles



Model	Height	Width	Length	Weight	Prop 65
CHRZ-BF-4-1	24 in. (60.8 cm)	20.75 in. (52.7 cm)	8 in. (20.3 cm)	108 lb. (49.0 kg)	-
CHRZ-BF-3-1	24 in. (60.8 cm)	16.5 in. (42.0 cm)	8 in. (20.3 cm)	81 lb. (36.8 kg)	-
CHRZ-BF-2-1	24 in. (60.8 cm)	10.375 in. (26.4 cm)	8 in. (20.3 cm)	54 lb. (24.5 kg)	-



# COIL PADS & CRADLES

Ultimate Coil Pads and Cradles, a Dura Stat® composite product, keeps your coil stock secure.

- Protects valuable material from wet floors and from rolling
- Single layer application
- May be used indoor or outdoor
- Ideal for use in steel, textile, material handling, and transportation industries
- 100% recycled plastic
- Captures oil residue
- Will not absorb oils or liquids
- Repeatable formulation of the plastic formula
- Repeatable manufacturing process
- Consistent quality control testing
- Repeatable lab testing for tensile strength, psi, and other required testing
- 50-Year environmental warranty against rot, mold, mildew, absorption and outdoor exposure
- Optional reflective striping and end caps
- End-of-life buy back




MODEL: CHSSCP-RS-SEC



Reflective Tape


MODEL: CHSSCP-RS



MODEL: CHCP-4



MODEL: CHSSCP



Hi-Visibility End Cap

Model	Description	Height	Width	Length	Weight	Prop 65
CHSSCP	Coil Pad	3.5 in. (8.9 cm)	17 in. (43.2 cm)	71.75 in. (182.25 cm)	69 lb. (31.23 kg)	-
CHSSCP-RS	Coil Pad with Reflective Stripe	3.5 in. (8.9 cm)	17 in. (43.2 cm)	71.75 in. (182.25 cm)	69 lb. (31.23 kg)	-
CHSSCP-RS-SEC	Coil Pad with Reflective Stripe & Hi-Visibility End Caps	3.5 in. (8.9 cm)	17 in. (43.2 cm)	71.75 in. (182.25 cm)	69 lb. (31.23 kg)	-
CHCP-4	4 ft. Small Coil Pad		12 in. (30.48 cm)	48 in. (121.92 cm)	20 lbs. (9.1 kg)	-
CHCP-5	5 ft. Small Coil Pad		12 in. (30.48 cm)	60 in. (152.4 cm)	25 lbs. (30.48 kg)	-



# WARNING WHIPS

---

- Designed with safety managers and industry experts to provide the highest level of visibility and reliability in any weather or working condition
- Premium fiberglass resin backed by a 5-year guarantee
- 3, 5, 6, 8, 10 or 12 foot lengths available





# INDUSTRIAL STRENGTH WARNING WHIPS™

**THE BEST WHIPS AVAILABLE.** Checkers continually works with safety managers and industry experts to design warning whip products and accessories that provide the highest level of visibility and reliability in any weather or working condition.

CHECKERS INDUSTRIAL STRENGTH WARNING WHIPS™ are constructed with a premium fiberglass resin to ensure the highest performance in any condition. Available in 3, 5, 6, 8, 10 or 12 foot lengths, these whips include a threaded hex base for vehicle attachment and either a heavy duty Day Bright™ fluorescent orange, green, or yellow flag to help identify vehicles, equipment, or important locations at work sites.

We offer a variety of base mounts, including Threaded Hex Base, Quick Disconnect Base and Lock Pin Base (only available on the telescoping pole). You have your choice of lighted or non-lighted whips, with various lighting and mounting options available as accessories. Checkers Warning Whips™ are engineered to handle the harshest conditions at mines, construction sites, and other industrial applications.

## LIGHTED WARNING WHIPS

### HEAVY DUTY WHIPS

- Includes 18 in. pigtail, heavy duty Day Bright™ fluorescent nylon mesh flag with 3M® Scotchlite® reflective X, choice of lighting option, threaded hex base, and heavy duty spring mounting base
- High-quality power cable runs continuously from lamp through hex base
- Various flag color and lighting options
- Highly durable and resistant whips

### ALL PURPOSE WHIPS

- Includes two conductor waterproof hot plug with 12 in. pigtail, heavy duty Day Bright™ fluorescent nylon mesh flag with or without 3M® Scotchlite® reflective X, Rocket II Super Bright Waterproof LED light, and stainless steel threaded hex base
- New waterproof LED light socket
- The strongest whip in the industry

### GENERAL PURPOSE WHIPS

- Includes single conductor hot plug with 12 in. pigtail, heavy duty Day Bright™ fluorescent nylon mesh flag with or without 3M® Scotchlite® reflective X, fiberglass whip, lamp socket, and threaded hex base mount
- Heavy duty wiring reduces shorts caused by extreme temperatures
- Various flag color and lighting options
- Various models - including quick disconnect base and telescoping poles

## NON-LIGHTED WARNING WHIPS

### GENERAL PURPOSE WHIPS

- Includes heavy duty Day Bright™ fluorescent nylon mesh flag with or without 3M® Scotchlite® reflective X, fiberglass whip, and threaded hex base. Various flag colors available.
- Various models - including quick disconnect base & telescoping poles

### LIGHT DUTY WHIPS

- Includes orange nylon-mesh flag, and 7-foot non-lighted fiberglass whip with threaded hex base mount
- Various whip colors available

## CHOOSING THE RIGHT MODEL

### LIGHTED



### LIGHTING OPTIONS\*

Various colors and styles of lighting are available. Choose the combination that fits your application.  
\*Sold separately, except for Heavy Duty Whips

### FLAG STYLE

When selecting your warning whip, be sure to specify your desired flag size, color, and whether you would like a 3M® Scotchlite® reflective X on your flag.

### WHIP LENGTH

Whip lengths vary. Choose the correct whip length to fit the requirements necessary for your application.

### WHIP BASE

Various Warning Whip base options and mounting accessories are available. Select the correct warning whip base depending upon your specific need.

### NON-LIGHTED



\*Non-Lighted Warning Whips: Mounting accessories sold separately

\*Lighted Warning Whips: Lighting options and mounting accessories sold separately. Lighting option included with Heavy Duty Whips.

## ADVANTAGES OF USING CHECKERS WARNING WHIPS™

- We manufacture the most popular warning whips in the highly-demanding mining industry
- Checkers Warning Whips™ are assembled at company headquarters in Broomfield, Colorado
- Lighted and non-lighted whips available with a wide selection of lighting and mounting options
- Extensive product and accessory assortment allows for customization to meet your precise needs
- Manufactured with a premium fiberglass resin creating the strongest whip in the industry
- Premium fiberglass resin is coated with a 3-5 year finish preventing fiberbloom or exposed fiberglass slivers
- Includes heavy duty Day Bright™ fluorescent nylon mesh flag with 3M® Scotchlite® reflective X (available in orange, green and yellow)

## CHECKERS WARNING WHIPS™ REFERENCE GUIDE

### LIGHTED WHIPS



Type of Whip	Super Whip Heavy Duty Whip	All Purpose Waterproof Whip	Traditional Hex Base	Telescoping Pole	Quick Disconnect Base	Split Pole W/ Quick Disconnect Base
Lengths Available (ft.)	12, 10, 8, 6, 5, 3 ft.	12, 10, 8, 6, 5, 3 ft.	12, 10, 8, 6, 5, 3 ft.	21, 15, 13, 10, 8 ft.	12, 10, 8, 6, 5, 3 ft.	12, 10, 8 ft.
Page Number	Page 31	Page 32	Page 34	Page 38	Page 39	Page 39

### NON-LIGHTED WHIPS



Type of Whip	Super Heavy Duty Whip	All Purpose Waterproof Whip	Traditional Hex Base	Telescoping Pole	Quick Disconnect Base	Split Pole W/ Quick Disconnect Base
Lengths Available (ft.)	12, 10, 8, 6, 5, 3 ft.	21, 15, 13, 10, 8 ft.	12, 10, 8, 6, 5, 3 ft.	12, 10, 8 ft.	7 ft.	12, 10, 8 ft.
Page Number	Page 31	Page 32	Page 40	Page 40	Page 41	Page 41



# SUPER WHIP HEAVY DUTY LIGHTED WARNING WHIPS™

with stainless steel threaded mounting base

SUPER WHIP HEAVY DUTY LIGHTED WARNING WHIPS™ with stainless steel threaded mounting base are designed without a lamp socket connection to eliminate failures often caused by socket corrosion.

Super Whip Heavy Duty Lighted Warning Whips™ include a sealed electrical connection with 18 in. pigtail, premium fiberglass resin whip, Heavy Duty Day Bright™ Florescent orange flag with yellow 3M® Scotchlite® reflective X, and a ultra heavy duty spring mount. These whips are wired with a high quality power cable that is integrated directly into the whips, which eliminates potential breaks to the internal wires. They also include a polyolefin heat-shrink tubing to contain the fiberglass and prevent personal injury from fiberglass deterioration or fractures in the fiberglass whip. Super Whip Heavy Duty Lighted Warning Whips™ are engineered with a cold temperature rating of -75° C/-103° F.

Super Whip Heavy Duty Lighted Warning Whips™ are available in 3, 5, 6, 8, 10 or 12 foot lengths and come with a solid amber 12 LED light and a 12 in. x 11 in. orange nylon mesh flag with a yellow 3M® Scotchlite® reflective X.

- 3, 5, 6, 8, 10 or 12 foot lengths
- Includes heavy duty spring mount
- Heavy Duty Day Bright™ Florescent orange nylon mesh flag with yellow 3M® Scotchlite® reflective X
- Whip constructed of premium fiberglass resin
- High-quality continuous power cable from light to base

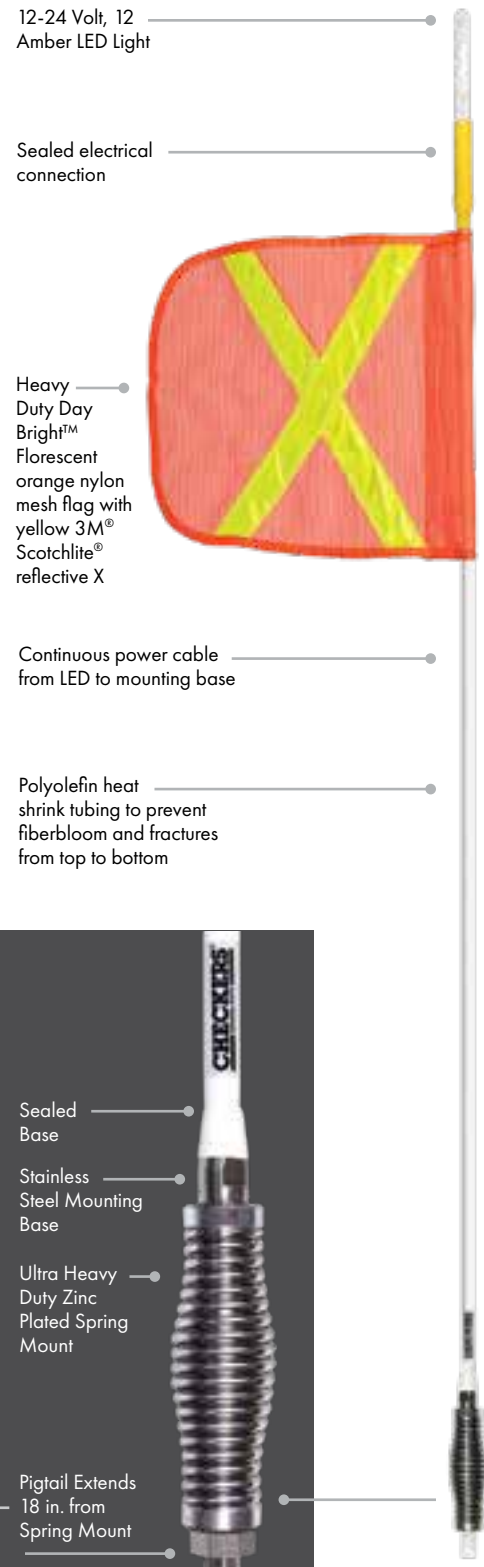
## Model Numbers For Super Whip Heavy Duty Lighted Warning Whips™

(Includes Chrome Plated Heavy Duty Spring Mount With 18 in. Pigtail, Flag, 12 Led Amber Light)

Type of Flag	12" x 11" w/x	Prop 65	
Pole Length	12 ft.	SW12	⚠
	10 ft.	SW10	⚠
	8 ft.	SW8	⚠
	6 ft.	SW6	⚠
	5 ft.	SW5	⚠
	3 ft.	SW3	⚠
STANDARD FLAG COLOR: 12 IN. X 11 IN. ORANGE FLAG & YELLOW 3M® SCOTCHLITE® REFLECTIVE X			

⚠ **WARNING:** Cancer and Reproductive Harm  
www.P65Warnings.ca.gov. See pg 80-82

For accessories, replacement parts and lighting options, see pages 43-47.





# ALL-PURPOSE LIGHTED WARNING WHIPS™ WITH PIGTAIL

featuring waterproof sealed lamp socket, hex base, and spring mount with continuous pigtail

ALL-PURPOSE LIGHTED WARNING WHIPS™ WITH PIGTAIL are constructed from a premium fiberglass resin (available in 3, 5, 6, 8, 10 or 12 foot lengths) and includes a heavy duty Day Bright™ fluorescent nylon mesh flag with 3M® Scotchlite® reflective X in orange, green or yellow, and threaded ultra heavy duty spring mount for vehicle attachment. Various interchangeable lights are available as options. Delivered fully assembled and ready for installation.

To prevent deterioration, a weather-resistant, polyolefin heat-shrink tubing is used to seal the interchangeable lamp socket to prevent moisture, chemicals, and debris from contacting electrical connectors. The hex base is also sealed to provide additional protection.

For improved durability, All-Purpose Lighted Warning Whips™ With Pigtail feature a high quality, continuous power cable that extends from the lamp through the hex base and heavy duty spring mount. This eliminates pinched wires, multiple solder joints, and hot plug power connections - all of which can cause failure due to corrosion. The custom designed power cable is molded into the whip and consists of 2 conductors, 20 AWG, 19 x 32 strand, triple-coated thermoplastic elastomer (TPE) insulation and features a cold temperature rating of -75° C/-103° F.

All-Purpose Warning Whips™ have a 5-year guarantee against fiberglass deterioration known as fiberbloom or exposed fiberglass slivers.

- 3, 5, 6, 8, 10 or 12 foot lengths available
- Sealed connections prevent corrosion & deterioration
- Interchangeable light options
- Premium fiberglass resin backed by a 5-year guarantee not to fiberbloom or expose fiberglass slivers
- -75° C/-103° F temperature rating of power cable



For accessories, replacement parts and lighting options, see pages 43-47.

12-24 Volt Sealed Lamp Socket

Heavy Duty Day Bright™ fluorescent nylon mesh flag with 3M® Scotchlite® reflective X

Continuous power cable extends from the lamp through the entire whip and exits through the heavy duty spring mount




Ultra Heavy Duty Spring Mount

Continuous power cable extends 18" from spring mount



Comes standard with Ultra Heavy Duty Spring Mount




Formerly Gorilla Warning Whips

# BUILD YOUR OWN ALL-PURPOSE LIGHTED WARNING WHIP™ WITH PIGTAIL

To build your own ALL-PURPOSE LIGHTED WARNING WHIP™ WITH PIGTAIL, create a custom part number by selecting one code from each column below and transfer that code to the black lines below the arrows.

A: Whip Length	B: Flag Size	C: Flag Color	D: Reflexite X Color	E: Lighting Options	F: Base Type
3	12	O	W	4	Pigtail
5	16	G	Y	5	
6	NF	Y	N	6	
8				7	
10				8	
12				9	
				10	
				11	
				12	
				13	
				14	
				15	
				16	
				17	
				18	
				19	




PART NUMBER | **AP** \_\_\_\_\_ **PT**

**WARNING:** Cancer and Reproductive Harm - www.P65Warnings.ca.gov. See pg 80-82


## ROCKET SUPER BRIGHT LED LIGHTS

for All-Purpose Lighted Warning Whip™ with Pigtail



A: Whip Length	3, 5, 6, 8, 10, or 12 ft. Whip
B: Flag Size	12 = 12 in. x 11 in. 16 = 16 in. x 16 in. NF = No Flag
C: Flag Color	O = Orange G = Green Y = Yellow
D: Reflexite X Color	W = White Reflective X Y = Yellow Reflective X N = No X
E: Lighting Options	4 = White Flashing LED 5 = White LED 6 = Blue Flashing LED 7 = Blue LED 8 = Amber Flashing LED 9 = Amber LED 10 = Red Flashing LED 11 = Red LED 12 = Green Flashing LED 13 = Green LED 15 = White Glo-Worm 16 = Amber Glo-Worm 17 = Red Glo-Worm 18 = Blue Glo-Worm 19 = Green Glo-Worm
F: Base Type	PT = PIGTAIL

## GLO-WORM™ LIGHTS



**WARNING:** Cancer and Reproductive Harm  
www.P65Warnings.ca.gov. See pg 80-82

# ALL-PURPOSE LIGHTED WARNING WHIPS™ WITH RCA PLUG

featuring waterproof sealed lamp socket, hex base, and RCA with spring mount option

ALL-PURPOSE LIGHTED WARNING WHIPS™ WITH RCA PLUG feature stainless steel components sets the new standard for weather resistance in any working conditions. With multiple patent-pending features, these whips are ideal for extreme weather conditions such as coastal areas, corrosive environments, salt mines, and areas with high humidity.

- 3, 5, 6, 8, 10 or 12 foot lengths available
- Rocket II Super Bright Waterproof LED Lights are up to 10 times brighter than competing brands
- Multiple patent-pending features
- Most weather-resistant whip on the market
- -75° C/-103° F temperature rating of power cable
- Includes a two conductor waterproof hot plug with 12 in. pigtail, heavy duty Day Bright™ fluorescent nylon mesh flag with or without 3M® Scotchlite® reflective X, New Rocket II Super Bright Waterproof LED light
- Patent-pending waterproof LED light socket
- Rocket II Super Bright Waterproof LED comes standard with 9 changeable light modes, 7 flash patterns and steady on or off, which provides a “one light fits all” solution
- Premium fiberglass resin creates the strongest whip in the industry
- Improved, patent-pending internal ground connection that helps eliminate power failures
- Patent-pending waterproof hot plug connection with two conductor 12 in. pigtail
- Internal wire is industrial grade and meets Military Spec MIL-W-16878
- Optional stainless steel, powered spring mount available
- Can withstand 12-24 Volts



**Features stainless steel components. Ideal for extreme weather conditions such as coastal areas, corrosive environments, salt mines, and areas with high humidity.**


For accessories, replacement parts and lighting options, see pages 43-47.



# BUILD YOUR OWN ALL-PURPOSE LIGHTED WARNING WHIP™ WITH RCA PLUG

To build your own ALL-PURPOSE LIGHTED WARNING WHIP™ WITH RCA PLUG, create a custom part number by selecting one code from each column below and transfer that code to the black lines below the arrows.

A: Whip Length	B: Flag Size	C: Flag Color	D: Reflexite X Color	E: LED Light Color	F: Number of LEDs	G: Spring Option
3	12	O	W	A	4	SS
5	16	G	Y	AF	↓	↓
6	↓	Y	↓	B		
8		BF				
10		G				
12		GF				
		R				
		RF				
	W					
	WF					

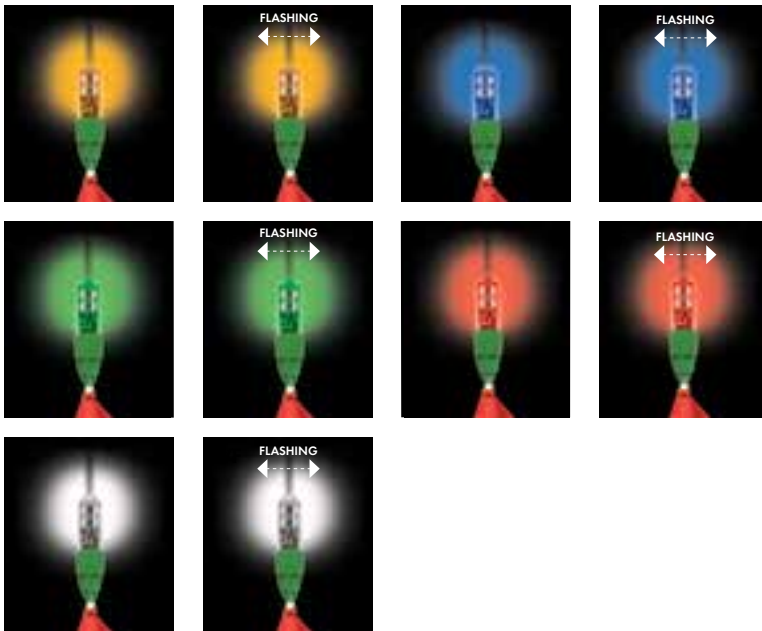


PART NUMBER | **AP** . . . . . **4**

**WARNING:** Cancer and Reproductive Harm - www.P65Warnings.ca.gov. See pg 80-82

## ROCKET II SUPER BRIGHT LED WHIP LIGHTS

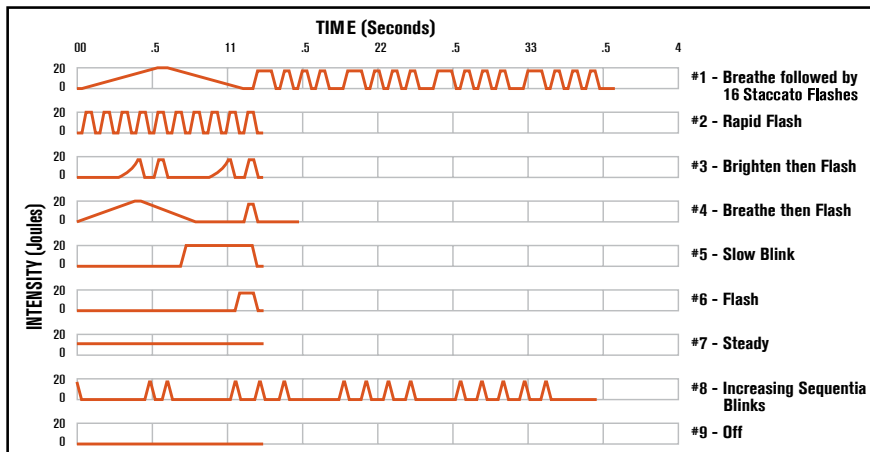
for All-Purpose Lighted Warning Whips™ with RCA Plug



A: Whip Length	3, 5, 6, 8, 10, or 12 ft. Whip
B: Flag Size	12 = 12 in. x 11 in. 16 = 16 in. x 16 in.
C: Flag Color	O = Orange G = Green Y = Yellow
D: Reflexite X Color	W = White Reflective X Y = Yellow Reflective X
E: LED Light Colors	A = Amber LED AF = Amber Flashing LED B = Blue LED BF = Blue Flashing LED G = Green LED GF = Green Flashing LED R = Red LED RF = Red Flashing LED W = White LED WF = White Flashing LED
F: Number of LEDs	Set of 4 LEDs

**WARNING:** Cancer and Reproductive Harm  
www.P65Warnings.ca.gov. See pg 80-82

## FLASH PATTERNS FOR ROCKET II SUPER BRIGHT LED WHIP LIGHTS



Light patterns are easy to program with remote control (Part #FLREMOTE).



# ALL-PURPOSE LED WRAPPED LIGHTED WARNING WHIPS™

featuring LED wrapped whip, waterproof sealed lamp socket, hex base, and RCA with spring mount option

ALL-PURPOSE LED WRAPPED LIGHTED WARNING WHIPS™ with stainless steel components sets the new standard for high visibility performance in any working conditions. With multiple patent-pending features, these whips are ideal for applications such as mining, industrial, oil and gas, and off road vehicles such as ATV's.

- LED-wrapped whip covered with clear heat-shrink
- 3, 5, 6, 8 or 10 foot lengths available
- Rocket II Super Bright Waterproof LED Lights are up to 10 times brighter than competing brands
- Most weather-resistant whip on the market
- -75° C/-103° F temperature rating of power cable
- Whip wrapped with LED lights and covered with clear heat shrink for water-resistant protection
- LED's come in white, amber or blue
- Includes a two conductor waterproof hot plug with 12 in. pigtail, heavy duty Day Bright™ fluorescent nylon mesh flag with or without 3M® Scotchlite® reflective X, New Rocket II Super Bright Waterproof LED light
- New patent-pending waterproof LED light socket
- Rocket II Super Bright Waterproof LED comes standard with 9 changeable light modes, 7 flash patterns and steady on or off, which provides a "one light fits all" solution
- Premium fiberglass resin creates the industry's strongest whip
- Improved, patent-pending internal ground connection that helps eliminate power failures
- Patent-pending waterproof hot plug connection with two conductor 12 in. pigtail
- Optional stainless steel, powered spring mount available
- Can withstand 12 Volts
- Features stainless steel components
- Increased night visibility



LED WRAPPED WHIP

For accessories, replacement parts and lighting options, see pages 43-47.



Stainless Steel Mounting Base

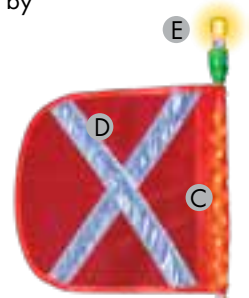
Waterproof Power Connection

Formerly Cyclone Lighted Whips

# BUILD YOUR OWN ALL-PURPOSE LED WRAPPED LIGHTED WARNING WHIP™

To build your own ALL-PURPOSE LED WRAPPED LIGHTED WARNING WHIP™, create a custom part number by selecting one code from each column below and transfer that code to the black lines below the arrows.

A: Whip Light Wrap Color	B: Whip Length	C: Flag Color	D: Reflexite X Color	E: LED Light Color	F: Spring Option
A W B	3 5 6 8 10	O G Y	W Y	A AF B BF G GF R RF W WF	SS  (Leave blank if you do not want the Spring mount)

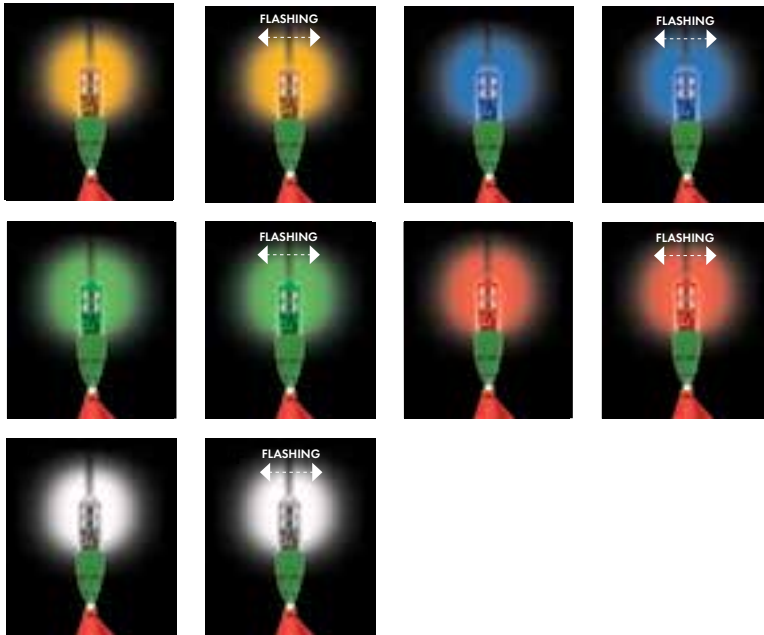


PART NUMBER | **FSLED**

**WARNING:** Cancer and Reproductive Harm - www.P65Warnings.ca.gov. See pg 80-82

## ROCKET II SUPER BRIGHT LED WHIP LIGHTS

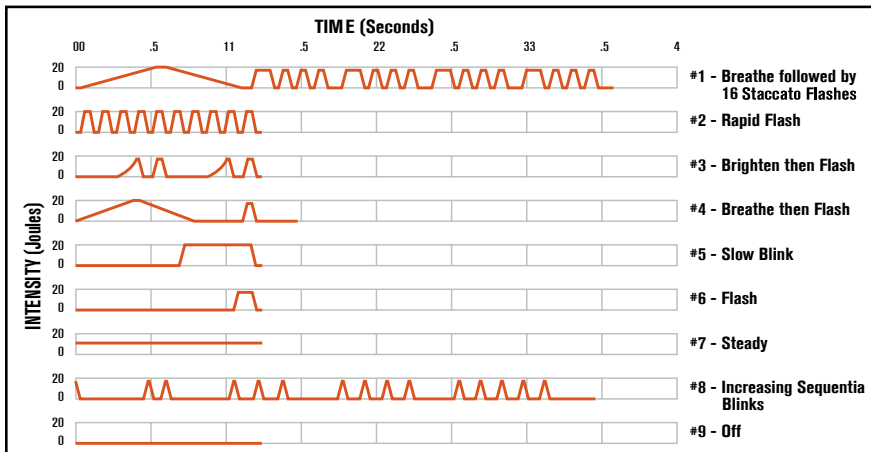
for All-Purpose LED Wrapped Lighted Warning Whips™



<b>A: Whip Light Wrap Color</b>	A = Amber W = White B = Blue
<b>B: Whip Length</b>	3, 5, 6, 8, or 10 ft. Whip
<b>C: Flag Color</b>	O = Orange G = Green Y = Yellow
<b>D: Reflexite X Color</b>	W = White Reflective X Y = Yellow Reflective X
<b>E: LED Light Colors</b>	A = Amber LED AF = Amber Flashing LED B = Blue LED BF = Blue Flashing LED G = Green LED GF = Green Flashing LED R = Red LED RF = Red Flashing LED W = White LED WF = White Flashing LED
<b>F: Spring Options</b>	Only put SS in the part number if you are ordering with a Stainless Steel Spring Mount

**WARNING:** Cancer and Reproductive Harm  
www.P65Warnings.ca.gov. See pg 80-82

## FLASH PATTERNS FOR ROCKET II SUPER BRIGHT LED WHIP LIGHTS



Light patterns are easy to program with remote control (Part #FLREMOTE).

# THREADED HEX BASE GENERAL PURPOSE LIGHTED SAFETY WHIPS

CHECKERS GENERAL PURPOSE LIGHTED SAFETY WHIPS WITH THREADED HEX BASE include a hot plug with 12 in. pigtail, heavy duty Day Bright™ fluorescent nylon mesh flag with or without 3M® Scotchlite® reflective X, premium fiberglass resin whip, and your choice of base mount. The heavy duty wiring in these whips helps to reduce shorts caused by extreme temperatures and conditions. Individual lights must be bought separately. Threaded Hex Base Warning Whips are available in 3, 5, 6, 8, 10 or 12 foot lengths and your choice of an orange, green, or yellow flag.

- 3, 5, 6, 8, 10 or 12 foot lengths
- Hot plug with 12 in. pigtail
- Wide variety of lighting options
- Orange, green or yellow heavy duty Day Bright™ fluorescent nylon mesh flag with or without X
- Whip constructed from premium fiberglass resin



## Model Numbers For Threaded Hex Base Lighted Whips

Includes Mounting Base, Lamp Socket and Hot Plug with 12 in. Pigtail

Type of Flag	12" x 11"	12" x 11" w/x	16" x 16"	16" x 16" w/x	Triangle	No Flag	Prop 65	
Pole Length	12 ft.	FS12L*	FS12XL*	FS12L-16*	FS12XL-16*	FS12L-T*	FS12L-NF	⚠
	10 ft.	FS10L*	FS10XL*	FS10L-16*	FS10XL-16*	FS10L-T*	FS10L-NF	⚠
	8 ft.	FS8L*	FS8XL*	FS8L-16*	FS8XL-16*	FS8L-T*	FS8L-NF	⚠
	6 ft.	FS6L*	FS6XL*	FS6L-16*	FS6XL-16*	FS6L-T*	FS6L-NF	⚠
	5 ft.	FS5L*	FS5XL*	FS5L-16*	FS5XL-16*	FS5L-T*	FS5L-NF	⚠
	3 ft.	FS3L*	FS3XL*	FS3L-16*	FS3XL-16*	FS3L-T*	FS3L-NF	⚠

\*SPECIFY FLAG COLOR AFTER MODEL NUMBER: O=Orange, G=Green, Y=Yellow

For accessories, replacement parts and lighting options, see pages 43-47.

⚠ **WARNING:** Cancer and Reproductive Harm - www.P65Warnings.ca.gov. See pg 80-82

# TELESCOPING POLE GENERAL PURPOSE LIGHTED SAFETY WHIPS

CHECKERS GENERAL PURPOSE LIGHTED SAFETY WHIPS WITH TELESCOPING POLE are adjustable length whips that extend to 8, 10, 13, 15, and 21 feet. These whips are divided into sections that are connected by Cam-Locks. To adjust the whip length, simply flip the handle up on the Cam-Lock to loosen, extend the section(s) to desired length, and then flip down the handle on the cam-lock to tighten. This easy-to-use systems allows you to quickly remove a whip and break it down into a manageable size that can be easily stored in a vehicle.

With a high-visibility flag and light, these warning whips provide easy identification of other vehicles, equipment, and important sites in your area. Telescoping pole whips feature a painted white fiberglass pole that protects against fiber bloom and a heavy duty Day Bright™ fluorescent nylon mesh flag with a 3M® Scotchlite® reflective X. This system requires a Hitch Mount or Flat Mount for vehicle attachment. Lighted models feature lamp socket, a superior coiled wire that easily extends and retracts without pinching or binding, and a water-resistant, easy-lock hot plug with 12 in. pigtail for power connection.

- 8, 10, 13, 15 or 21 foot lengths
- Water resistant, easy-lock, hot plug with 12 in. pigtail
- Adjusts quickly with cam-locks
- Coiled wire extends and retracts without binding
- Whip constructed with premium fiberglass resin
- Comes with orange flag with white reflective X



## Model Numbers For Telescoping Pole Lighted Whips

Includes Coiled Wire Power Cord, Heavy Duty Easy-Lock Hot Plug and 12 in. Pigtail

Pole Length	Model	Description	Prop 65
21 ft.	TPCWHP21XL-16-O	21 ft. Pole Collapsed Length: 118 in.	⚠
15 ft.	TPCWHP15XL-16-O	15 ft. Pole Collapsed Length: 94 in.	⚠
13 ft.	TPCWHP13XL-16-O	13 ft. Pole Collapsed Length: 92 in.	⚠
10 ft.	TPCWHP10XL-16-O	10 ft. Pole Collapsed Length: 77 in.	⚠
8 ft.	TPCWHP8XL-16-O	8 ft. Pole Collapsed Length: 62 in.	⚠

FLAG COMES STANDARD WITH 16 IN. X 16 IN. ORANGE FLAG AND WHITE 3M® SCOTCHLITE® REFLECTIVE X

EASY-TO-USE CAM-LOCKS

For accessories, replacement parts and lighting options, see pages 43-47.

⚠ **WARNING:** Cancer and Reproductive Harm - www.P65Warnings.ca.gov. See pg 80-82

# QUICK DISCONNECT BASE GENERAL PURPOSE LIGHTED SAFETY WHIPS

CHECKERS GENERAL PURPOSE LIGHTED SAFETY WHIPS WITH QUICK DISCONNECT BASE include a heavy duty Day Bright™ fluorescent nylon mesh flag with or without 3M® Scotchlite® reflective X, premium fiberglass resin whip, and male disconnect base (female base must be purchased separately). Heavy duty wiring helps reduce shorts caused by extreme conditions. Individual lights must be bought separately.

- 3, 5, 6, 8, 10 or 12 foot lengths
- Quickly attach or detach from vehicle
- Wide variety of lighting options
- Choose from heavy duty orange, green or yellow flag
- Whip constructed of premium fiberglass resin
- Quick Disconnect Base has stainless steel components


## Model Numbers For Quick Disconnect Base Lighted Whips

Includes Male Quick Disconnect Mounting Base, Lamp Socket and Hot Plug with 12 in. Pigtail (Female quick disconnect base mount must be purchased separately.)

Type of Flag	12" x 11"	12" x 11" w/x	16" x 16"	16" x 16" w/x	No Flag	Prop 65	
Pole Length	12 ft.	FS12L-QD*	FS12XL-QD*	FS12L-16-QD*	FS12XL-16-QD*	FS12L-QD-NF	⚠
	10 ft.	FS10L-QD*	FS10XL-QD*	FS10L-16-QD*	FS10XL-16-QD*	FS10L-QD-NF	⚠
	8 ft.	FS8L-QD*	FS8XL-QD*	FS8L-16-QD*	FS8XL-16-QD*	FS8L-QD-NF	⚠
	6 ft.	FS6L-QD*	FS6XL-QD*	FS6L-16-QD*	FS6XL-16-QD*	FS6L-QD-NF	⚠
	5 ft.	FS5L-QD*	FS5XL-QD*	FS5L-16-QD*	FS5XL-16-QD*	FS5L-QD-NF	⚠
	3 ft.	FS3L-QD*	FS3XL-QD*	FS3L-16-QD*	FS3XL-16-QD*	FS3L-QD-NF	⚠
* SPECIFY FLAG COLOR AFTER MODEL NUMBER: O=Orange, G=Green, Y=Yellow							

For accessories, replacement parts and lighting options, see pages 43-47.

⚠ **WARNING:** Cancer and Reproductive Harm - www.P65Warnings.ca.gov. See pg 80-82



# SPLIT POLE AND QUICK DISCONNECT BASE GENERAL PURPOSE LIGHTED SAFETY WHIPS

CHECKERS GENERAL PURPOSE SPLIT POLE LIGHTED SAFETY WHIPS have a Quick Disconnect connection in the center so they can be broken down into smaller pieces for storage in a toolbox, trunk or truck. Bottom half has a Male Quick Disconnect for quick vehicle detachment, when paired with a Female Quick Disconnect Base Mount or Hitch Mount (must be purchased separately). Lights must be bought separately. Available in 8, 10 or 12 foot lengths and your choice of an orange, green, or yellow flag.

- 8, 10 or 12 foot lengths
- Quickly attach or detach from vehicle
- Easily breaks down into smaller sections
- Choose from heavy duty orange, green or yellow flag
- Wide variety of lighting options
- Whip constructed of premium fiberglass resin

## Model Numbers For Split Pole Base Lighted Whips

Includes Male Quick Disconnect Mounting Base, Lamp Socket and Hot Plug with 12 in. Pigtail (Female quick disconnect base mount must be purchased separately.)



Type of Flag	12" x 11"	12" x 11" w/x	16" x 16"	16" x 16" w/x	No Flag	Prop 65	
Pole Length	12 ft.	FS12L-SPQD*	FS12XL-SPQD*	FS12L-16-SPQD*	FS12XL-16-SPQD*	FS12L-SPQD-NF	⚠
	10 ft.	FS10L-SPQD*	FS10XL-SPQD*	FS10L-16-SPQD*	FS10XL-16-SPQD*	FS10L-SPQD-NF	⚠
	8 ft.	FS8L-SPQD*	FS8XL-SPQD*	FS8L-16-SPQD*	FS8XL-16-SPQD*	FS8L-SPQD-NF	⚠
* SPECIFY FLAG COLOR AFTER MODEL NUMBER: O=Orange, G=Green, Y=Yellow							

For accessories, replacement parts and lighting options, see pages 43-47.

⚠ **WARNING:** Cancer and Reproductive Harm - www.P65Warnings.ca.gov. See pg 80-82





# THREADED HEX BASE GENERAL PURPOSE NON-LIGHTED SAFETY WHIPS

CHECKERS GENERAL PURPOSE NON-LIGHTED SAFETY WHIPS WITH THREADED HEX BASE include a heavy duty Day Bright™ fluorescent nylon mesh flag with or without 3M® Scotchlite® reflective X, premium fiberglass resin whip, and your choice of base mount. Threaded Hex Base Warning Whips are available in 3, 5, 6, 8, 10 or 12 foot lengths and your choice of an orange, green, or yellow flag.



- 3, 5, 6, 8, 10, or 12 foot lengths
- Heavy duty Day Bright™ fluorescent nylon mesh flag with or without 3M® Scotchlite® reflective X
- Flags available in orange, green or yellow
- Whip constructed of premium fiberglass resin
- Hitch mount available

For accessories, replacement parts and lighting options, see pages 43-47.

## Model Numbers or Threaded Hex Base Non-Lighted Whips

Includes Mounting Base and Flag

Type of Flag	12" x 11"	12" x 11" w/x	16" x 16"	16" x 16" w/x	Triangle	No Flag	Prop 65	
Pole Length	12 ft.	FS12*	FS12X*	FS12-16*	FS12X-16*	FS12-T*	FS12-NF	-
	10 ft.	FS10*	FS10X*	FS10-16*	FS10X-16*	FS10-T*	FS10-NF	-
	8 ft.	FS8*	FS8X*	FS8-16*	FS8X-16*	FS8-T*	FS8-NF	-
	6 ft.	FS6*	FS6X*	FS6-16*	FS6X-16*	FS6-T*	FS6-NF	-
	5 ft.	FS5*	FS5X*	FS5-16*	FS5X-16*	FS5-T*	FS5-NF	-
	3 ft.	FS3*	FS3X*	FS3-16*	FS3X-16*	FS3-T*	FS3-NF	-

\*SPECIFY FLAG COLOR AFTER MODEL NUMBER: O=Orange, G=Green, Y=Yellow

# TELESCOPING POLE GENERAL PURPOSE NON-LIGHTED SAFETY WHIPS

CHECKERS GENERAL PURPOSE NON-LIGHTED SAFETY WHIPS WITH TELESCOPING POLE are adjustable length whips that extend to 8, 10, 13, 15 and 21 feet. These whips are divided into sections that are connected by cam-locks. To adjust the whip length, simply flip the handle up on the cam-lock to loosen, extend the section(s) to desired length, and then flip down the handle on the cam-lock to tighten. This easy-to-use systems allows you to quickly remove a whip and break it down into a manageable size that can be easily stored in a vehicle.

With a high-visibility flag, these warning whips provide easy identification of other vehicles, equipment, and important sites in your area. Telescoping pole whips feature a painted white fiberglass pole that protects against fiber bloom and a heavy duty Day Bright™ fluorescent nylon mesh flag with a 3M® Scotchlite® reflective X. This system requires a Hitch Mount for vehicle attachment.



- 8, 10, 13, 15 or 21 foot lengths
- Tallest flag in the All-Purpose® line
- Adjusts quickly with cam-locks
- Heavy duty orange Day Bright™ fluorescent nylon mesh flag with 3M® Scotchlite® reflective X
- Whip constructed of premium fiberglass resin

For accessories, replacement parts and lighting options, see pages 43-47.

## Model Numbers For Telescoping Pole Non-Lighted Whips

Includes Orange Flag with White Reflexite X

Pole Length	Model	Description	Prop 65
21 ft.	TP21X-16-O	21 ft. Pole Collapsed Length: 118 in.	-
15 ft.	TP15X-16-O	15 ft. Pole Collapsed Length: 9 in.	-
13 ft.	TP13X-16-O	13 ft. Pole Collapsed Length: 92 in.	-
10 ft.	TP10X-16-O	10 ft. Pole Collapsed Length: 77 in.	-
8 ft.	TP8X-16-O	8 ft. Pole Collapsed Length: 62 in.	-

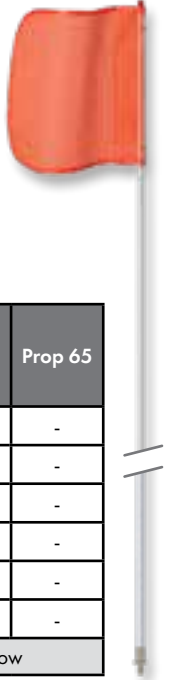
FLAG COMES STANDARD WITH 16 IN. X 16 IN. ORANGE FLAG AND WHITE 3M® SCOTCHLITE® REFLECTIVE X



EASY-TO-USE CAM-LOCKS

# QUICK DISCONNECT BASE GENERAL PURPOSE NON-LIGHTED SAFETY WHIPS

CHECKERS GENERAL PURPOSE NON-LIGHTED SAFETY WHIPS WITH QUICK DISCONNECT BASE include a heavy duty Day Bright™ fluorescent nylon mesh flag with or without 3M® Scotchlite® reflective X, premium fiberglass resin whip, and male disconnect base (female base must be purchased separately). Available in 3, 5, 6, 8, 10 or 12 foot lengths and your choice of an orange, green, or yellow flag.



- 3, 5, 6, 8, 10 or 12 foot lengths
- Quickly attach or detach from vehicle
- Includes Debris Cap to keep unconnected base clean
- Choose from heavy duty orange, green or yellow flag
- Whip constructed of premium fiberglass resin
- Quick Disconnect Base has stainless steel components

## Model Numbers For Quick Disconnect Base Non-Lighted Whips

Includes Male Quick Disconnect Mounting Base  
 (Female quick disconnect base mount must be purchased separately.)

Type of Flag		12" x 11"	12" x 11" w/x	16" x 16"	16" x 16" w/x	No Flag	Prop 65
Pole Length	12 ft.	FS12-QD*	FS12X-QD*	FS12-16-QD*	FS12X-16-QD*	FS12-QD-NF	-
	10 ft.	FS10-QD*	FS10X-QD*	FS10-16-QD*	FS10X-16-QD*	FS10-QD-NF	-
	8 ft.	FS8-QD*	FS8X-QD*	FS8-16-QD*	FS8X-16-QD*	FS8-QD-NF	-
	6 ft.	FS6-QD*	FS6X-QD*	FS6-16-QD*	FS6X-16-QD*	FS6-QD-NF	-
	5 ft.	FS5-QD*	FS5X-QD*	FS5-16-QD*	FS5X-16-QD*	FS5-QD-NF	-
	3 ft.	FS3-QD*	FS3X-QD*	FS3-16-QD*	FS3X-16-QD*	FS3-QD-NF	-
*SPECIFY FLAG COLOR AFTER MODEL NUMBER: O=Orange, G=Green, Y=Yellow							

For accessories, replacement parts and lighting options, see pages 43-47.

# SPLIT POLE AND QUICK DISCONNECT BASE GENERAL PURPOSE NON-LIGHTED SAFETY WHIPS

CHECKERS GENERAL PURPOSE SPLIT POLE LIGHTED SAFETY WHIPS have a Quick Disconnect connection in the center so they can be broken down into smaller pieces for storage in a toolbox, trunk or truck. Bottom half has a Male Quick Disconnect for quick vehicle detachment, when paired with a Female Quick Disconnect Base Mount or Hitch Mount (must be purchased separately). Available in 8, 10 or 12 foot lengths and your choice of an orange, green, or yellow flag.



- 8, 10 or 12 foot lengths
- Quickly attach or detach from vehicle
- Easily breaks down into smaller sections
- Choose from heavy duty orange, green or yellow flag
- Whip constructed of premium fiberglass resin
- Hitch mounts available



## Model Numbers For Split Pole Base Non-Lighted Whips

Includes Male Quick Disconnect Mounting Base  
 (Female quick disconnect base mount must be purchased separately.)

Type of Flag		12" x 11"	12" x 11" w/x	16" x 16"	16" x 16" w/x	No Flag	Prop 65
Pole Length	12 ft.	FS12-SPQD*	FS12X-SPQD*	FS12-16-SPQD*	FS12X-16-SPQD*	FS12-SPQD-NF	-
	10 ft.	FS10-SPQD*	FS10X-SPQD*	FS10-16-SPQD*	FS10X-16-SPQD*	FS10-SPQD-NF	-
	8 ft.	FS8-SPQD*	FS8X-SPQD*	FS8-16-SPQD*	FS8X-16-SPQD*	FS8-SPQD-NF	-
*SPECIFY FLAG COLOR AFTER MODEL NUMBER: O=Orange, G=Green, Y=Yellow							


For accessories, replacement parts and lighting options, see pages 43-47.

# LIGHT DUTY WARNING WHIPS

for recreational and light duty applications

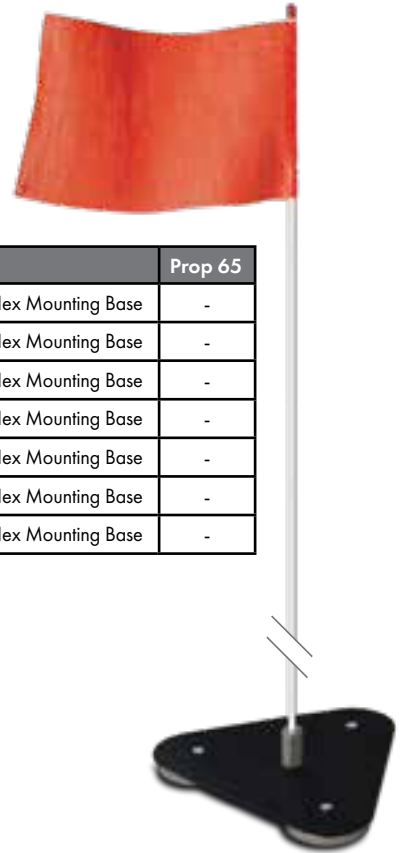
LIGHT DUTY WARNING WHIPS include a non-lighted, 7-foot flexible fiberglass whip with an orange flag and threaded hex base mount. Light duty whips are ideal for recreational equipment, and also make great markers for points of interest or caution.

- Seven whip colors to choose from
- Durable nylon-mesh orange flag
- Includes threaded hex mounting base



For accessories, replacement parts and lighting options, see pages 43-47.

Model	Color	Description	Prop 65
FSRR7B-HB	■ BLACK	7 ft. Whip with Flag & Threaded Hex Mounting Base	-
FSRR7BLU-HB	■ BLUE	7 ft. Whip with Flag & Threaded Hex Mounting Base	-
FSRR7G-HB	■ GREEN	7 ft. Whip with Flag & Threaded Hex Mounting Base	-
FSRR7O-HB	■ ORANGE	7 ft. Whip with Flag & Threaded Hex Mounting Base	-
FSRR7R-HB	■ RED	7 ft. Whip with Flag & Threaded Hex Mounting Base	-
FSRR7W-HB	□ WHITE	7 ft. Whip with Flag & Threaded Hex Mounting Base	-
FSRR7Y-HB	■ YELLOW	7 ft. Whip with Flag & Threaded Hex Mounting Base	-



# WARNING WHIP REPLACEMENT LIGHTS

for General Purpose Lighted Safety Whips with an 1156 Socket

CHECKERS LIGHTED WARNING WHIPS™ are available in different lighting options: LED Rocket, LED Glo-Worm™ and Traditional Lens Kits. These lighting options are easy to connect and available in five different color options: Amber, Green, Red, Blue and White. Each lighting option works with any Checkers Lighted Warning Whip™ with an 1156 socket.

One of the benefits to using Checkers Lighted Warning Whips™ is the ease of changing lighting options. In a matter of minutes you can alter a whip to fit any need that arises for a vehicle.

## EASY-TO-INSTALL INTERCHANGEABLE LAMPS

Checkers Lighted Whips feature interchangeable LED lights so there is no need to return your whips to the factory for replacement. To replace a light, simply:

1. Slit the heat-shrink tubing
2. Remove the old light
3. Install the new light
4. Reseal with new heat-shrink tubing (included with all new lights)



## GLO-WORM™ LIGHTS for General Purpose Lighted Safety Whips with an 1156 Socket

OPTIONS WITH HEAT-SHRINK TUBING FOR GENERAL PURPOSE LIGHTED SAFETY WHIPS WITH AN 1156 SOCKET



GSLED12-6-W GSLED12-6-A GSLED12-6-R GSLED12-6-B GSLED12-6-G

Model	Color	Volts	Amps	Description	Prop 65
GSLED12-6-W	□	12	.13	Glo-Worm LED, 6 in. Ln.	⚠
GSLED12-6-A	■	12	.13	Glo-Worm LED, 6 in. Ln.	⚠
GSLED12-6-R	■	12	.13	Glo-Worm LED, 6 in. Ln.	⚠
GSLED12-6-B	■	12	.13	Glo-Worm LED, 6 in. Ln.	⚠
GSLED12-6-G	■	12	.13	Glo-Worm LED, 6 in. Ln.	⚠

⚠ **WARNING:** Cancer and Reproductive Harm  
www.P65Warnings.ca.gov. See pg 80-82

## OPTIONS WITHOUT HEAT-SHRINK TUBING



FSLED12-6-W FSLED12-6-A FSLED12-6-R FSLED12-6-B FSLED12-6-G

Model	Color	Volts	Amps	Description	Prop 65
FSLED12-6-W	□	12	.13	Glo-Worm LED, 6 in. Ln.	⚠
FSLED12-6-A	■	12	.13	Glo-Worm LED, 6 in. Ln.	⚠
FSLED12-6-R	■	12	.13	Glo-Worm LED, 6 in. Ln.	⚠
FSLED12-6-B	■	12	.13	Glo-Worm LED, 6 in. Ln.	⚠
FSLED12-6-G	■	12	.13	Glo-Worm LED, 6 in. Ln.	⚠

⚠ **WARNING:** Cancer and Reproductive Harm  
www.P65Warnings.ca.gov. See pg 80-82

## TRADITIONAL LENS KIT for General Purpose Lighted Whips | (Includes lens, chrome lens cap & 12 Volt Lamp)



FS7020-KIT-W FS7020-KIT-A FS7020-KIT-R FS7020-KIT-B FS7020-KIT-G

Model	Clr.	Volts	Amps	Description	Prop 65
FS7020-KIT-W	□	12	.65	Traditional High-Impact Plastic Lens Kit with Lens Cap and Lamp	⚠
FS7020-KIT-A	■	12	.65	Traditional High-Impact Plastic Lens Kit with Lens Cap and Lamp	⚠
FS7020-KIT-R	■	12	.65	Traditional High-Impact Plastic Lens Kit with Lens Cap and Lamp	⚠
FS7020-KIT-B	■	12	.65	Traditional High-Impact Plastic Lens Kit with Lens Cap and Lamp	⚠
FS7020-KIT-G	■	12	.65	Traditional High-Impact Plastic Lens Kit with Lens Cap and Lamp	⚠

⚠ **WARNING:** Cancer and Reproductive Harm  
www.P65Warnings.ca.gov. See pg 80-82

### KIT COMPONENTS (All Included)

LAMP, 12 VOLT (1156)



CHROME LENS CAP

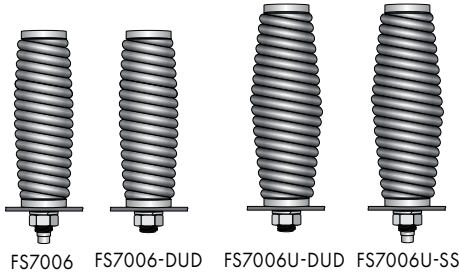




# ACCESSORIES & REPLACEMENT PARTS for warning whips

One of the benefits to using Checkers Warning Whips is having the ability to use our wide variety of mounting options that accommodate almost any need you may have. We also offer a full selection of replacement parts.

## SPRING MOUNTS



Model	Description	Prop 65
FS7006	Heavy Duty Spring Mount with Bright Zinc Finish for Lighted Models in 3 ft to 8 ft lengths (Includes Lock Washer and Jam Nut)	-
FS7006-DUD	Heavy Duty Spring Mount with Bright Zinc Finish for Lighted Models in 3 ft to 8 ft lengths (Includes Lock Washer and Jam Nut)	-
FS7006U	Heavy Duty Spring Mount with Bright Zinc Finish for Lighted Models in 3 ft to 8 ft lengths (Includes Lock Washer and Jam Nut)	-
FS7006U-DUD	Heavy Duty Spring Mount with Bright Zinc Finish for Lighted Models in 3 ft to 8 ft lengths (Includes Lock Washer and Jam Nut)	-

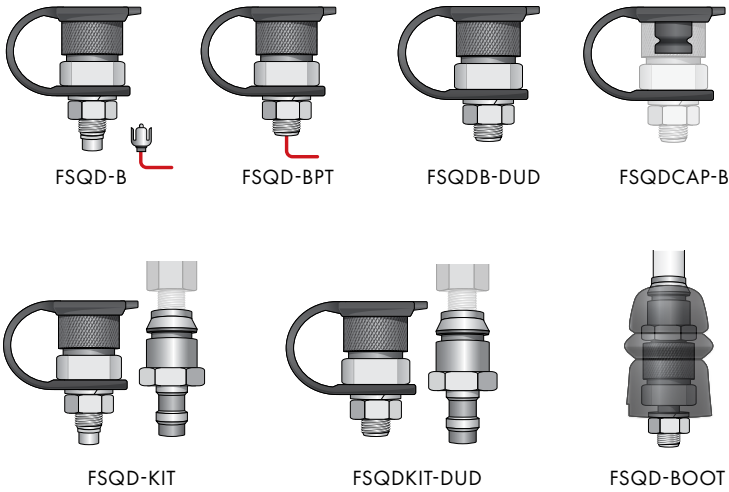
## ASSORTED MOUNTS

Model	Description	Prop 65
FS7010-1.5	Billet, Fold-Down, Clamp Mount Bracket for 1.5 in. Round Tubing	-
FS7010-1.75	Billet, Fold-Down, Clamp Mount Bracket for 1.75 in. Round Tubing	-
FS7012	Aluminum "L" Bracket Mount (Mounting Hardware Included)	-
FS7014-1.75	Billet, Fold-Down, Clamp Mount Bracket for 1.75 in. Round Tubing	-
FS7016	Billet, Fold-Down, Tab Mount Bracket	-
FS7017	12 Ga. Black Powder-Coated Steel, Flat Surface Mounting Bracket	-
FS7018	Steel Fire Hydrant/Flange Mount with Bright Zinc Finish	-
FS7019	Aluminum tube style mirror bracket for 1/2 in. to 1 in. OD. (Mounting hardware included)	-
FS7050	Steel Stake Mount with Bright Zinc Finish	-
VIATBPH	TEMPORARY mount for truck bed post holes	-
RRMSW	Aluminum Roof Rack with fold-down mounting bracket with strobe light and 5 ft. Super Whip.	-
WDRS	Steel Fold Down Whip Retainer Bracket, Black Powder Coated with Three 1/4 in. Universal Mounting Holes. Quickly Fastens Whips Down (Mounting Hardware NOT Included)	-
TPFLATMOUNT	Flat Mount Bracket with Mounting Holes	-
VIAMOUNT-F	Steel Quick Release Fold Down Mounting Bracket, Black Powder Coated with Stainless Steel Hardware (Mounting Hardware NOT Included)	-
VIAMOUNT	Steel "I" Mounting Bracket, Black Powder Coated with Four 1/4 in. Universal Mounting Holes and 1/2 in. Hole for Attaching Whip (Mounting Hardware NOT Included)	-
VIAMOUNT-S	Steel "I" Mounting Bracket, Black Powder Coated with Four 1/4 in. Universal Mounting Holes and 1/2 in. Slit for Attaching Whip (Mounting Hardware NOT Included)	-
FS3000	Replacement Compression Hex Base Mount - ONLY for Light Duty Non-Lighted Whips	-
FS3009LD	Magnetic Mounting Base - ONLY for Light Duty Non-Lighted Whips up to 7 ft.	-
FS7009	Magnetic Mount Base with Handle	-
FS7009PCS	Magnetic Mount Base w/ Handle & 7 ft. Coiled Power Cord w/ Switch-On Lighter Plug	-
FS3009LD	Magnetic Mounting Base - ONLY for Light Duty Non-Lighted Whips up to 7 ft.	-
FS7009	Magnetic Mount Base with Handle	-
FS7009PCS	Magnetic Mount Base w/ Handle & 7 ft. Coiled Power Cord w/ Switch-On Lighter Plug	-



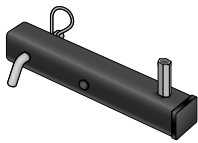
\*RECOMMENDED FOR USE WITH 3 & 5 FT. WHIPS AND ARE FOR TEMPORARY USE ONLY

## QUICK DISCONNECT PARTS

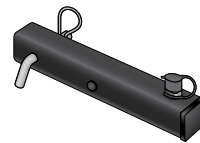


Model	Description	Prop 65
FSQD-B	Female Quick Disconnect Base Mount with Hot Plug with 12 in. Pigtail and Debris Cap (for Lighted Models)	-
FSQD-BPT	Female Quick Disconnect Base Mount with 12 in. Pigtail and Debris Cap (for Lighted Models)	-
FSQDB-DUD	Female Quick Disconnect Base Mount with Debris Cap (for Non-Lighted Models)	-
FSQD-KIT*	Quick Disconnect Base Mount Kit with Female/Male Components and Debris Cap (for Lighted Models) *Use to convert a Threaded Hex Base Mount into a Male Quick Disconnect	-
FSQDKIT-DUD*	Quick Disconnect Base Mount Kit with Female/Male Components and Debris Cap (for Non-Lighted Models) *Use to convert a Threaded Hex Base Mount into a Male Quick Disconnect	-
FSQD-BOOT	Quick Disconnect Protective Boot	-
FSQDCAP-B	Quick Disconnect Debris Cap Replacement	-

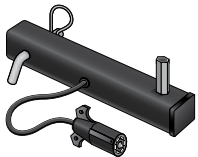
## HITCH MOUNTS



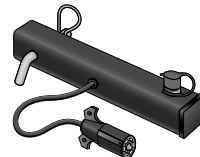
**FS7015**  
2 in. Hitch Mount with Threaded Hex Base (Non-Powered)



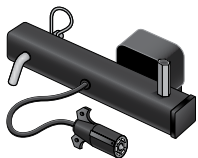
**FS7015-QD**  
2 in. Hitch Mount with Female Quick Disconnect Base and Debris Cap (Non-Powered)




**FS7015PC**  
2 in. Hitch Mount with Threaded Hex Base and 24 in. Power Cord with 7-Way Plug




**FS7015PC-QD**  
2 in. Hitch Mount with Female Quick Disconnect Base Mount, Debris Cap and 24" in. Power Cord with 7-Way Plug



**FS7015PC-BU**  
2 in. Hitch Mount with Threaded Hex Base, 24 in. Power Cord with 7-Way Plug and Backup Alarm



**FS7015PC-BU-QD**  
2 in. Hitch Mount with Female Quick Disconnect Base Mount, Debris Cap, 24in. Power Cord with 7-Way Plug and Backup Alarm



**FS7015-PT**  
2 in. Permanent Hitch Mount for Super Whip and Heavy Duty All Purpose Whip with 7-way Power Crd



**TP7015**  
2 in. Hitch Mount (Non-Powered)



**TP7015PC**  
2 in. Hitch Mount with 24 in. Power Cord with 7-Way Plug



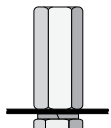
**TP7015PC-BU**  
2 in. Hitch Mount with 24 in. Power Cord with 7-Way Plug and Backup Alarm

## EXTENSIONS for warning whips



Model	Description	Prop 65
FSEXT-6	6 ft. Whip Extension with Threaded Hex Base and Hot Plug	-
FSEXT-5	5 ft. Whip Extension with Threaded Hex Base and Hot Plug	-
FSEXT-4	4 ft. Whip Extension with Threaded Hex Base and Hot Plug	-
FSEXT-3	3 ft. Whip Extension with Threaded Hex Base and Hot Plug	-
FSEXT-6-DUD	6 ft. Whip Extension with Threaded Hex Base (Non-Powered)	-
FSEXT-5-DUD	5 ft. Whip Extension with Threaded Hex Base (Non-Powered)	-
FSEXT-4-DUD	4 ft. Whip Extension with Threaded Hex Base (Non-Powered)	-
FSEXT-3-DUD	3 ft. Whip Extension with Threaded Hex Base (Non-Powered)	-

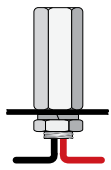
## MISC. PARTS for lighted warning whips



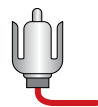
FS7008



FS9026



FS7008-2



FS9028



TP9028



05.WL.4LED



FSWPPG



ZFLENS-RKT-C-4

Model	Description	Prop 65
FS7008	Easy Mount Adapter with 12 in. Hot Wire Pigtail	-
FS7008-2	Easy Mount Adapter with 12 in. Hot Wire and Ground Wire Pigtails	-
FS9026	Hot Plug	-
FS9028	Hot Plug with 12 in. Hot Wire Pigtail	-
TP9028	Hot Plug with Debris Cap and 12 in. Pigtail	-
FSWPPG	Waterproof Hot Plug with 12 in. Hot Wire Pigtail	-
ZFLENS-RKT-C-4	Replacement Lens for Rocket II LED Super Bright Lights	-
05.WL.4LED.*	Replacement Board for Rocket II LED Super Bright Lights	-
<b>*REFERENCE PAGE 37 FOR LED LIGHT COLOR OPTION CODES</b>		

## REPLACEMENT FLAGS

Heavy duty Day Bright™ fluorescent nylon mesh flag with 3M® Scotchlite® reflective X for All-Purpose Warning Whips™ Heavy Duty Whips. Available in two sizes, three colors, and with the option of a white or yellow 3M® Scotchlite® reflective X. Mounting clips included.



**Orange Flag**  
12 in. x 11 in. or  
16 in. x 16 in.



**Orange Flag  
with White X**  
12 in. x 11 in. or  
16 in. x 16 in.



**Orange Flag  
with Yellow X**  
12 in. x 11 in. or  
16 in. x 16 in.



**Green Flag**  
12 in. x 11 in. or  
16 in. x 16 in.



**Green Flag  
with White X**  
12 in. x 11 in. or  
16 in. x 16 in.



**Green Flag  
with Yellow X**  
12 in. x 11 in. or  
16 in. x 16 in.



**Yellow Flag**  
12 in. x 11 in. or  
16 in. x 16 in.



**Yellow Flag  
with White X**  
12 in. x 11 in. or  
16 in. x 16 in.



**Yellow Flag  
with Yellow X**  
12 in. x 11 in. or  
16 in. x 16 in.



**FSAF**  
Plastic-Coated,  
Nylon Mesh, Double Sided,  
Reflective American Flag  
17 in. x 13 in.  
Made in the USA



**FS3007**  
Orange, Plastic-Coated  
Nylon Mesh Flag for Light  
Duty Whips  
11.5 in. x 7.25 in.  
with Mounting Clips



Nylon Mesh Pattern

Type of Flag	12 in. x 11 in.	12 in. x 11 in. with White X	12 in. x 11 in. with Yellow X	16 in. x 16 in.	16 in. x 16 in. with White X	16 in. x 16 in. with Yellow X	Prop 65
Orange	FS9024-O	FS9025-O	FS8025-O	FS9024-16-O	FS9025-16-O	FS8025-16-O	-
Green	FS9024-G	FS9025-G	FS8025-G	FS9024-16-G	FS9025-16-G	FS8025-16-G	-
Yellow	FS9024-Y	FS9025-Y	FS8025-Y	FS9024-16-Y	FS9025-16-Y	FS8025-16-Y	-



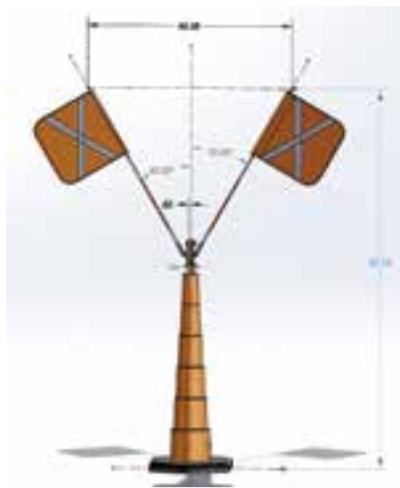
# WING WHIPS

designed to protect your aircraft's scimitars

Airlines have introduced "split scimitar" winglets into passenger service. The redesign now includes a downturned tip in addition to the traditional upturned wingtip that further reduces drag. This new split scimitar winglet design reduces fuel burn by up to 2%. The addition of the scimitar has caused some safety issues on the tarmacs however. With baggage handlers and vehicles oftentimes having to maneuver under the wings, the scimitar has reduced clearance height. This has caused Checkers to introduce the Wing Whip!

The Wing Whip was designed to be placed under the wingtip to protect the scimitars on aircrafts from damage by passing vehicles. The whip stands 7 ft. tall with two brightly colored whips held in a V shaped pattern underneath the scimitar by the patent-pending Wing Whip Bracket. The bracket was designed to fit a standard delineator with a 16 lb. base (30 lb. base option available for windy locations).

- Each Wing Whip is equipped with flags with reflective X's that allows optimal functionality day and night
- The Wing Whip sits at the eye level of a ground vehicle driver to allow maximum visibility
- Manufacturer recommends two units per wing for maximum safety and visibility
- Deters ground vehicles from entering problematic areas
- Avoids hundreds of thousands of dollars in repairs to the wing of the aircraft
- Helps to maintain airline efficiency by keeping all scheduled aircraft operational and on-time



Part Number	DELFS3OBWUNI
Width	49.96 in. (126.9 cm)
Height	88.76 in. (225.45 cm)
Depth	18 in. (45.72 cm)
Flag Angle	30° in.
Weight	20 lb. (9.07 kg)
Prop 65	-

# INDUSTRIAL LIGHTING

- Multiple solutions for identifying vehicles or construction sites with visibility during the day and night
- Tough, sealed housings allow operation in less than optimal weather
- Durable construction withstands high pressure washing, impact, vibration, and large temperature shifts



# LARGE VEHICLE IDENTIFICATION LIGHTS

for fast identification of mining equipment

CHECKERS LARGE VEHICLE IDENTIFICATION LIGHTS provide fast and easy identification of any type of equipment in heavy duty working environments. Built with high output lights, these lights provide superior visibility during the day or night. The numbering panel is constructed from a high intensity reflective material that is easy to read whether the sign is powered or off. Designed to withstand high pressure washing and impact, these durable lights are built with heavy duty materials to withstand the harsh weather and working conditions frequently experienced in mining, construction and other industrial applications. They are rated at operating temperatures ranging from -60° F to 140° F (-50° C to 60° C).

- High output LED lights provide optimum visibility both day and night
- Perfect solution for identifying multiple vehicles
- Numbering can be viewed when vehicle is not powered
- Durable construction withstands high pressure washing, impact, vibration and big temperature shifts
- Minimizes replacement and maintenance costs

## ADVANTAGES OF LARGE VEHICLE IDENTIFICATION LIGHTS

### INCREASED VISIBILITY

1/4 in. thick yellow acrylic LED light diffuser spreads light evenly for increased visibility

### HIGHLY REFLECTIVE

High intensity reflective material for increased visibility when sign is not powered

### EASY TO READ

Easy to read block lettering during daylight hours with clear illumination at night



### EASY CONNECTION

Waterproof Deutsch plug for easy connection

### ALUMINUM FRAME

with stainless steel bolts  
Durable black powder coat paint finish frame is water tight and secured by multiple stainless steel bolts.

### EXCEPTIONALLY DURABLE LENS

**MAKROLON®** polycarbonate lens with over 200 times the impact strength of glass and provides excellent light transmission



Highly visible when sign is not powered



Reflective material allows for visibility at night if sign is not powered





Rectangular Vehicle Identification Light on a mine support vehicle.



Triangular Vehicle Identification Light on a road maintenance vehicle.

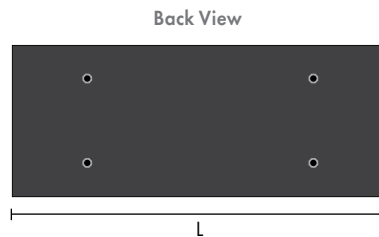
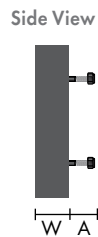
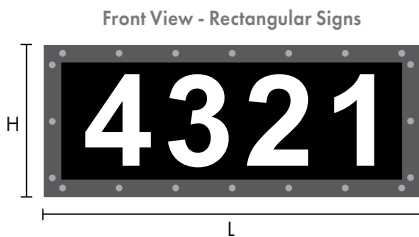
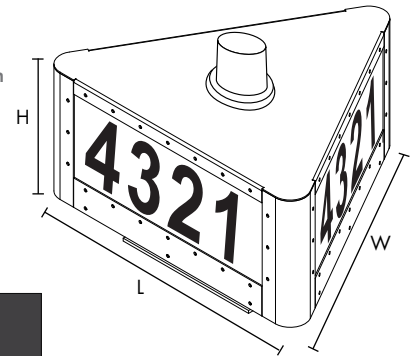


Rectangular Vehicle Identification Light on a 400-ton mine haul truck.



LUNDCK Deutsch Y Transition Connection Plug Kit

3-D Angled View - LUN327 Triangular Sign



A = 1.625" Bolt Length

Model	Description	Length	Height	Width	Volts	Amps	LEDs	Lumens	Prop 65
LUN24X16	Includes specified unit number, 12 ft. power cord with Pigtail	24 in. (61.0 cm)	16 in. (40.6 cm)	2.8 in. (7.1 cm)	24 V	2.5	210	4,095	⚠
LUN24X16-AC	Includes specified unit number, and 12 ft. power cord with 24 Volt AC Adapter	24 in. (61.0 cm)	16 in. (40.6 cm)	2.8 in. (7.1 cm)	110 V	2.5	210	4,095	⚠
LUN48X36	Includes specified unit number, 12 ft. power cord with Pigtail	48 in. (122 cm)	36 in. (91.4 cm)	3.5 in. (8.9 cm)	24 V	10	960	22,000	⚠
LUN48X36-AC	Includes specified unit number, and 12 ft. power cord with 24 Volt AC Adapter	48 in. (122 cm)	36 in. (91.4 cm)	3.5 in. (8.9 cm)	110 V	10	960	22,000	⚠
LUN327*	Includes specified unit number, 12 ft. power cord with Pigtail, (12) 1/2 in. mounting holes (Mounting hardware NOT included), strobe and momentary switch for easy strobe programming	31 in. (78.7 cm)	14 in. (35.6 cm)	31 in. (78.7 cm)	24 V	5.4	450	8,875	⚠
LUN327-AC*	Includes specified unit number, and 12' power cord with 24 Volt AC Adapter, (12) 1/2 in. mounting holes (Mounting hardware NOT included), strobe and momentary switch for easy strobe programming	31 in. (78.7 cm)	14 in. (35.6 cm)	31 in. (78.7 cm)	110 V	5.4	450	8,875	⚠
LUNDCK	Deutsch Y Transition Connection Plug Kit - includes Y Transition 3 Way Plug, 3-Pin Heat Shrink Connector Plug, Blue Triangular Pin Wedge Lock, Orange Round Pin Wedge Lock, 6 Socket (female) Electrical Pins Crimp Style, 3 - 3/4" Yellow Dual Wall Heat Shrink (adhesive lined)								⚠

\* SPECIFY STROBE COLOR ON LUN327 AND LUN327-AC AFTER MODEL NUMBER: A=AMBER, B=BLUE, G=GREEN, R=RED, W=WHITE

⚠ **WARNING:** Cancer and Reproductive Harm - www.P65Warnings.ca.gov. See pg 80-82

SEE MOUNTING KITS FOR VEHICLE IDENTIFICATION LIGHTS ON THE NEXT PAGE



# SMALL VEHICLE IDENTIFICATION LIGHTS

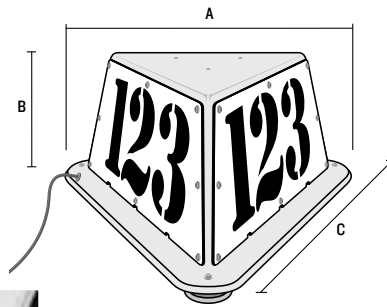

for fast identification of mining equipment

CHECKERS SMALL VEHICLE IDENTIFICATION LIGHTS provide fast and easy identification of any type of equipment in mining, construction, industrial, utility, or traffic work environments. Built with high output lights, these lights provide superior visibility during the day or night. The numbering panel is constructed from a high contrast material that is easy to read whether the sign is powered or off. These durable lights are built with heavy duty materials to withstand pressure washing, vibration, impact, and the harsh weather and working conditions frequently experienced in exterior applications. They are rated at operating temperatures ranging from -60° F to 140° F (-50° C to 60° C).

- High output LED lights provide optimum visibility both day and night
- Perfect solution for identifying multiple vehicles
- Numbering can be viewed when vehicle is not powered
- Durable construction withstands high pressure washing, impact, vibration, and big temperature shifts
- Minimizes replacement and maintenance costs

## ADVANTAGES OF SMALL VEHICLE IDENTIFICATION LIGHTS

- Easily replaceable number panels
- Easy to read
- Increased visibility
- Easy connection
- High contrast colors
- Durable materials
- Scratch-proof magnetic base



A: Voltage	B: Strobe Option (standard mount)	C: Strobe Color
12V 24V	S	A B C G R W

PART NUMBER | **LUN-SV** \_\_\_\_\_ - **S** \_\_\_\_\_

Model	Description	Length	Height	Width	Weight	Volts	Amps	LEDs	Lumens	Prop 65
LUN-SV	Includes specified unit number and 12 ft. power cord with 2-way switch power plug	30 in. (76.2 cm)	13.5 in. (34.3 cm)	27.5 in. (69.9 cm)	10.4 lbs (4.72 kg)	12-24	1.5 - 2.0	120	900	⚠

⚠ **WARNING:** Cancer and Reproductive Harm - [www.P65Warnings.ca.gov](http://www.P65Warnings.ca.gov). See pg 80-82



## OPTIONAL MOUNTING BRACKETS

for large vehicle identification lights

Model	Description	Prop 65
LUNMK-RAIL	This is a railing mounting kit. Kit includes J-style mounting plates, U-bolts, and all necessary hardware for railing mounted applications	-
LUNMK-REAR	This is a rear mounting kit. Kit includes two uprights for horizontal mounting	-



Rectangular Vehicle Identification Lights on the front of a 400-ton mine haul truck.



Triangular Vehicle Identification Light on the top of a grader.



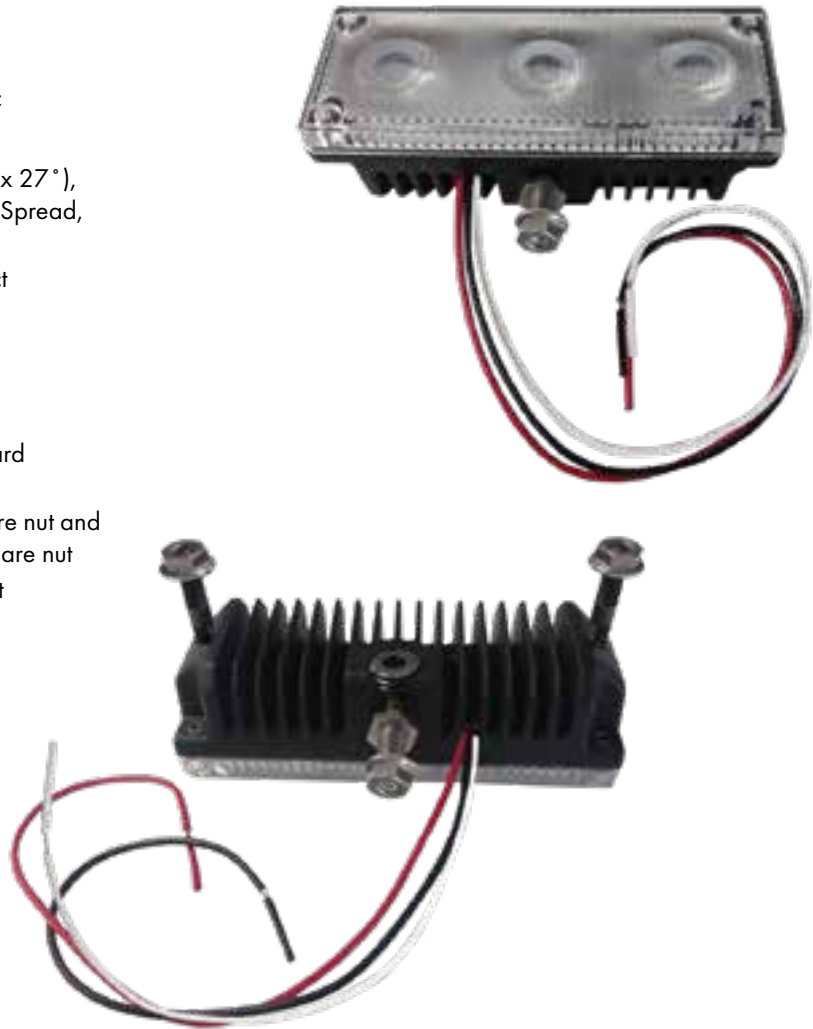
Small Vehicle Identification Light on the top of a pickup truck.

# LED WORK LIGHTS

## Lightweight and built to last

Each light contains its own intelligent control circuitry. Multiple light modules can be flashed on a vehicle lighting system without a controller. By applying power to the string of lights, each light will be able to flash in several patterns set by a master light on the string. Light modules can also be connected to a master controller to make arrow sticks or arrow boards, or other special light control requests.

- Patent-Pending
- Heavy duty industrial die cast base
- Enclosure is NEMA 4 rated
- Cast Aluminum Housing
- 4-Way Operation: High, Low, Flashing and Off
- 5 Programmable flash patterns
- 5 available optic output selections: Wide (15° x 27°), Beam (9°), Spread, Combination of Beam and Spread, and Diffused
- Intelligent control circuitry with optional compact user-friendly controllers
- Overall Size: 5.3 in. L x 2 in. W x 1.5 in. H
- Current Draw: .8 amps
- Operates from 12 to 24 volts
- Rotates 360 degrees and tilts 30 degrees forward and back
- Includes two 1 in. 1/4x20 studs with locking flare nut and one 1 in. 1/2x20 ball screw stud with locking flare nut
- 3 Watt models have 420 Lumens of light output



## 3 WATT MODELS

with 420 Lumens of light output

Model	Lens	Prop 65
LWL.3.W.*	Wide 15° x 27°	⚠
LWL.3.B.*	Beam 9°	⚠
LWL.3.S.*	Spread	⚠
LWL.3.WB.*	Combination of Wide and Beam	⚠

\*SPECIFY LENS COLOR AFTER MODEL NUMBER.  
LENS COLOR: A = AMBER, R = RED, B = BLUE  
G = GREEN, W = WHITE



Wide



Spread



Combination of Wide & Beam



Beam

⚠ **WARNING:** Cancer and Reproductive Harm - [www.P65Warnings.ca.gov](http://www.P65Warnings.ca.gov).  
See pg 80-82

# ARROW BOARD

Arrow Boards have integrated motor-controlled LED direction functions, integrated actuation and compact user-friendly on-dash mount controllers. Our Arrow Boards also have an efficient low current draw and super bright LED lights. We offer custom fit cables to accommodate your needs.

- Die Cast Aluminum Base
- 12V, 3 AMP avg. current draw, flashing
- Utilizes compact on-dash controller
- Up to 140 lumen output
- 16 light modules



Model	Description	Prop 65
AL1650.*	Truck mounted 24 in. W x 48 in. H x 1.25 in. D	⚠
AL1650T.*	Truck mounted manual tilt up to 90°, 24 in. W x 48 in. H X 1.25 in. D	⚠
<b>*SPECIFY LENS COLOR AFTER MODEL NUMBER.</b> LENS COLOR: A=AMBER, R=RED, B=BLUE, G=GREEN, W=WHITE		

⚠ **WARNING:** Cancer and Reproductive Harm - [www.P65Warnings.ca.gov](http://www.P65Warnings.ca.gov). See pg 80-82



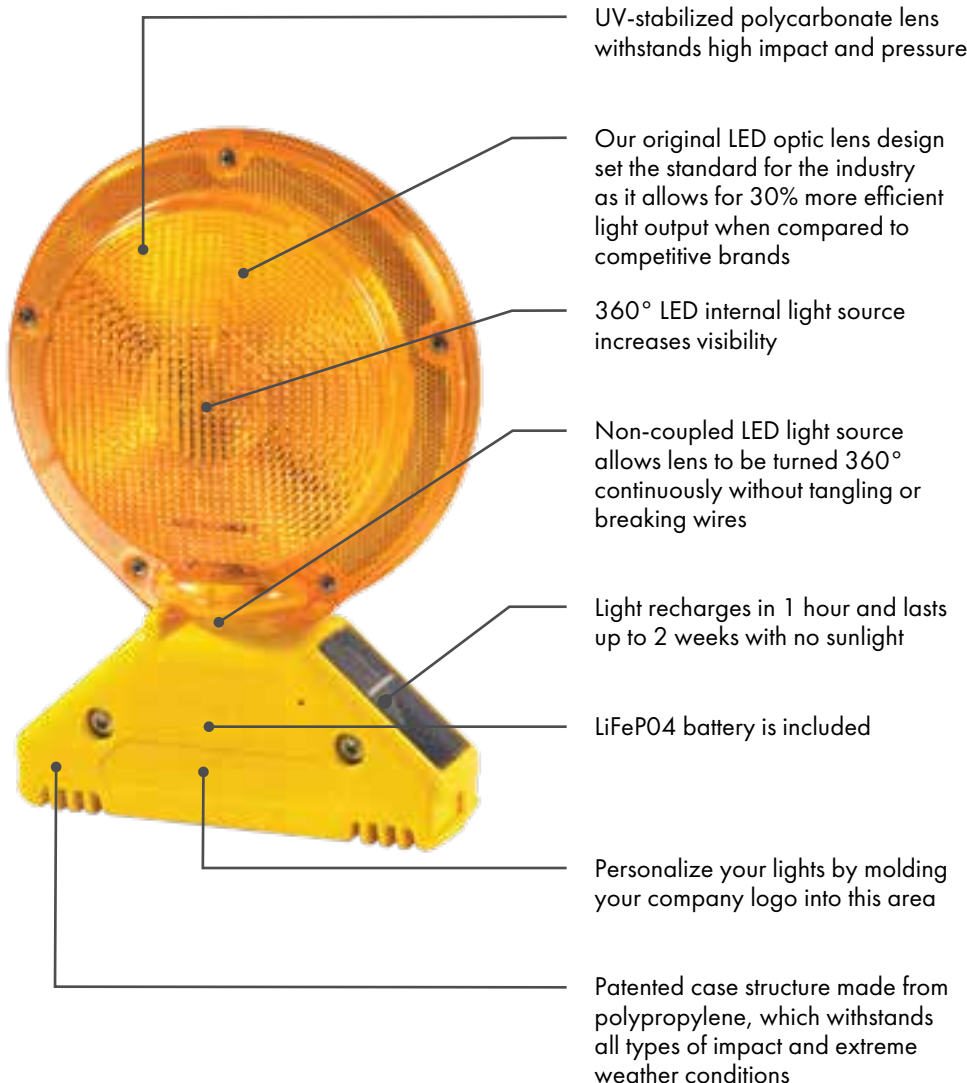
# SOLAR BARRICADE LIGHTS

Produces 30% more light output than competitive brands

Often imitated but never duplicated, CHECKERS SOLAR BARRICADE LIGHTS are the most durable solar powered barricade lights on the market today. Our lights feature the industry's brightest LED, which produces 30% more light output when compared to competitive brands. Using solar technology eliminates the need to spend time and money stocking and replacing batteries. Our patented case and circuitry is designed to withstand the harshest conditions experienced in traffic safety, construction, and other industrial applications. Available with one-sided, two-sided, or 360° visibility SOLAR BARRICADE LIGHTS are rated at operating temperatures ranging from -60° F to 140° F (-50° C to 60° C). Built with a heavy-duty UV stabilized polycarbonate lens and a durable polypropylene case that can withstand high impact and drive overs. These patented lights dramatically decrease maintenance and replacement costs.

- Most durable & efficient barricade light on the market
- Solar technology eliminates the need to replace batteries
- Patented design allows lens to be turned 360 degrees continuously without tangling or breaking wires
- Rapidly recharges in 1 hour lasting up to 2 weeks with no sunlight
- Efficient LED optic lens produces 30% more light output

## ADVANTAGES OF SOLAR BARRICADE LIGHTS



### THREE STYLES TO CHOOSE FROM:

#### TYPE A/C One or Two-Sided Visibility



#### TYPE B One-Sided Visibility



#### TYPE D 360° Visibility



## SOLAR BARRICADE TYPE A/C (One or Two-Sided Visibility)

- Light intensity is up to 4 effective candelas
- 3-Way Operation: Steady On, Flashing or Off
- Only operates at night, and automatically turns off during daytime to extend battery life
- LiFePO4 solar rechargeable batteries included
- Dimensions: 7.5 in. L x 3 in. W x 10.5 in. H
- Weight: 1.5 lbs.

Model	Description	Prop 65
BS.AC.D1.**	2-Sided Visibility, Solar, Type A/C with 1.75 in. D Bolt	⚠
BS.AC.D2.**	2-Sided Visibility, Solar, Type A/C with 2.25 in. D Bolt	⚠
BS.AC1.D1.**	One-Sided Visibility with white back, solar, Type A/C with 1.75 in. D Bolt	⚠
BS.AC1.D2.**	One-Sided Visibility with white back, solar, Type A/C with 2.25 in. D Bolt	⚠
**SPECIFY CASE COLOR AND LENS COLOR AFTER MODEL NUMBER: CASE COLOR/LENS COLOR. CASE COLOR: Y = YELLOW (CUSTOM CASE COLORS AVAILABLE) LENS COLOR: A = AMBER, B = BLUE, C = CLEAR, G = GREEN, R = RED		

⚠ **WARNING:** Cancer and Reproductive Harm - www.P65Warnings.ca.gov. See pg 80-82



## SOLAR BARRICADE TYPE D (360° Visibility)

- Light intensity is up to 2 effective candelas
- 3-Way Operation: Steady On, Flashing or Off
- Only operates at night, and automatically turns off during daytime to extend battery life
- LiFePO4 solar rechargeable batteries included
- Dimensions: 7.5 in. L x 4.5 in. W x 8 in. H
- Weight: 1.25 lbs.

Model	Description	Prop 65
BS.D.D1.**	Solar, Type D with 1.75 in. D Bolt	⚠
BS.D.D2.**	Solar, Type D with 2.25 in. D Bolt	⚠
BS.D.M.**	Solar, Type D with Magnetic Base (Includes two 1.42 in. OD 48 lb. pull magnets)	-
**SPECIFY CASE COLOR AND LENS COLOR AFTER MODEL NUMBER: CASE COLOR/LENS COLOR. CASE COLOR: Y = YELLOW (CUSTOM CASE COLORS AVAILABLE) LENS COLOR: A = AMBER, B = BLUE, C = CLEAR, G = GREEN, R = RED		

⚠ **WARNING:** Cancer and Reproductive Harm - www.P65Warnings.ca.gov. See pg 80-82



BS.D.M. with Magnetic Base

## SOLAR BARRICADE TYPE B (One-Sided Visibility)

- Light intensity is up to 35 effective candelas
- 2-Way Operation: Flashing or Off only
- Operates 24 hours a day, and dims 50% at night to extend battery life
- LiFePO4 solar rechargeable batteries included

Model	Description	Prop 65
BS.B.D1.**	Solar, Type B with 1.75 in. D Bolt	⚠
BS.B.D2.**	Solar, Type B with 2.25 in. D Bolt	⚠
BS.B.D3.**	Solar, Type B with 3.5 in. D Bolt	⚠
BS.DB.**	Detachable base, Solar, Type B, mounting hardware not included	⚠
BL.REMOTE	Waterproof, infrared remote allows light to be remotely turned on or off up to 500 feet away, and can control one or multiple units. <b>(NOTE: This remote has to be programmed to the individual light, and therefore it cannot be purchased separately)</b>	⚠
**SPECIFY CASE COLOR AND LENS COLOR AFTER MODEL NUMBER: CASE COLOR/LENS COLOR CASE COLOR: Y = YELLOW (CUSTOM CASE COLORS AVAILABLE) LENS COLOR: A = AMBER, R = RED		

⚠ **WARNING:** Cancer and Reproductive Harm - www.P65Warnings.ca.gov. See pg 80-82



Style shown above is BS.B.D1. and BS.B.D2.  
7.5 in. L x 5.5 in. W x 11 in. H  
Weight: 3 lbs.



Style shown above is BS.B.D3.  
7.5 in. L x 3 in. W x 10.5 in. H  
Weight: 1.5 lbs.



Detachable Base Option  
1.25 in. L x 1.25 in. W x 4.5 in. H

# PREMIUM BARRICADE LIGHTS

Produces 30% more light output than competitive brands

Often imitated but never duplicated, CHECKERS PREMIUM BARRICADE LIGHTS feature the industry's most efficient LED optic lens, which produces 30% more light output when compared to competitive brands. These durable lights are built with heavy duty, UV-stabilized polycarbonate and polypropylene to withstand the high impact and harsh weather conditions frequently experienced in construction and other industrial applications. Available as either D-Cell or 6 volt lights, CHECKERS PREMIUM BARRICADE LIGHTS are rated at operating temperatures ranging from -60° F to 140° F (-50° C to 60° C). Manufactured with the most efficient circuitry on the market, these lights allow for increased battery life of up to 8 months, resulting in lower operating costs.

- Reduced operating costs with efficient circuitry
- Toughest housing made from polypropylene
- Efficient LED optic lens produce 30% more light output
- Premium barricade lights are built with 4 LED's
- 360 degrees continuous turning
- Meets ITE specs and is NCHRP-350 approved

## ADVANTAGES OF PREMIUM BARRICADE LIGHTS



UV-stabilized polycarbonate lens withstands high impact and pressure

Our original LED optic lens design set the standard for the industry as it allows for 30% more efficient light output when compared to competitive brands

Lens continuously rotates 360° for easy adjustment to any angle

Personalize your lights by molding your company logo into this area

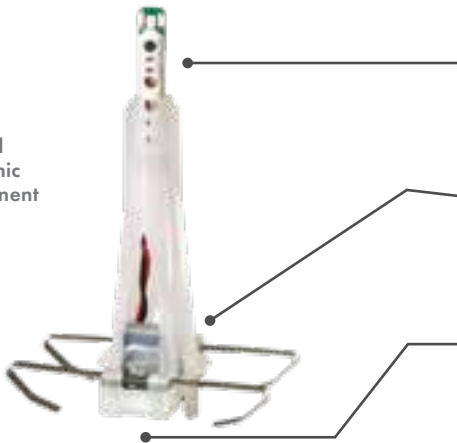
Case made of engineering-grade, UV-stabilized polypropylene, which withstands all types of impact and extreme weather conditions

360° LED internal light source increases visibility

Non-coupled LED light source allows lens to be turned 360° continuously without tangling or breaking wires

Highly efficient circuitry increases battery life up to 8 months of steady mode operation

Internal Electronic Component



### THREE STYLES TO CHOOSE FROM:

#### TYPE A/C One or Two-Sided Visibility



#### TYPE B One-Sided Visibility



#### TYPE D 360° Visibility



### 3 VOLT LIGHTS: D-CELL BATTERIES TYPE A/C (One or Two-Sided Visibility)

- Light intensity is up to 8 effective candelas
- 3-Way Operation: Steady On, Flashing or Off
- Only operates at night, and automatically turns off during daytime to extend battery life
- Extended battery life of up to 8 months in steady mode
- Dimensions: 7 in. L X 3.25 in. W X 10.5 in. H
- Weight: 1.4 lbs.



Model	Description	Prop 65
BR3.AC.D3.**	2-Sided Visibility, D-Cell, Type A/C with 3.5 in. D Bolt	⚠
BR3.AC1.D3.**	One-Sided Visibility, D-Cell, Type A/C with 3.5 in. Bolt	⚠
** SPECIFY CASE COLOR AND LENS COLOR AFTER MODEL NUMBER: CASE COLOR/LENS COLOR. CASE COLOR: Y = YELLOW (CUSTOM CASE COLORS AVAILABLE) LENS COLOR: A = AMBER, B = BLUE, C = CLEAR, G = GREEN, R = RED		
BATTERIES NOT INCLUDED		

⚠ **WARNING:** Cancer and Reproductive Harm - www.P65Warnings.ca.gov. See pg 80-82

### 3 VOLT LIGHTS: D-CELL BATTERIES TYPE B (One-Sided Visibility)

- Light intensity is up to 35 effective candelas
- 2-Way Operation: Flashing or Off only
- Operates 24 hours a day, and dims 50% at night, extending battery life
- Extended battery life of up to 45 days
- Dimensions: 7 in. L x 6.5 in. W x 11.5 in. H
- Weight: 1.5 lbs.



Model	Description	Prop 65
BR3.B.D3.**	D-Cell, Type B with 3.5 in. D Bolt	⚠
BLREMOTE	Waterproof, infrared remote allows light to be remotely turned on or off up to 500 feet away, and can control one or multiple units.	⚠
** SPECIFY CASE COLOR AND LENS COLOR AFTER MODEL NUMBER: CASE COLOR/LENS COLOR. CASE COLOR: Y = YELLOW (CUSTOM CASE COLORS AVAILABLE) LENS COLOR: A = AMBER, R = RED		
BATTERIES NOT INCLUDED		

⚠ **WARNING:** Cancer and Reproductive Harm - www.P65Warnings.ca.gov. See pg 80-82

**NOTE:** This remote has to be programmed to the individual light, and therefore it cannot be purchased separately.

### 3 VOLT LIGHTS: D-CELL BATTERIES TYPE D (360° Visibility)

- Light intensity is up to 2 effective candelas
- 3-Way Operation: Steady On, Flashing or Off
- Only operates at night, and automatically turns off during daytime to extend battery life
- Extended battery life of up to 8 months in steady mode
- Dimensions: 7 in. L x 4.5 in. W x 8 in. H
- Weight: 1.1 lbs.



Model	Description	Prop 65
BR3.D.D3.**	D-Cell, Type D with 3.5 in. D Bolt	⚠
** SPECIFY CASE COLOR AND LENS COLOR AFTER MODEL NUMBER: CASE COLOR/LENS COLOR. CASE COLOR: Y = YELLOW (CUSTOM CASE COLORS AVAILABLE) LENS COLOR: A = AMBER, B = BLUE, C = CLEAR, G = GREEN, R = RED		
BATTERIES NOT INCLUDED		

⚠ **WARNING:** Cancer and Reproductive Harm - www.P65Warnings.ca.gov. See pg 80-82

### 6 VOLT LIGHT: D-CELL BATTERIES TYPE B (One-Sided Visibility)

- Light intensity is up to 35 effective candelas
- 2-Way Operation: Flashing or Off only
- Operates 24 hours a day, and dims 50% at night extending battery life
- Extended battery life of up to 45 days
- Dimensions: 7.25 in. L x 6.5 in. W x 8.5 in. H
- Weight: 1.5 lbs.



Model	Description	Prop 65
BR6.B.D3**	6 Volt, Type B with 3.5 in. D Bolt	⚠
BLREMOTE	Waterproof, infrared remote allows light to be remotely turned on or off up to 500 feet away, and can control one or multiple units.	⚠
** SPECIFY CASE COLOR AND LENS COLOR AFTER MODEL NUMBER: CASE COLOR/LENS COLOR. CASE COLOR: Y = YELLOW (CUSTOM CASE COLORS AVAILABLE) LENS COLOR: A = AMBER, R = RED		
BATTERIES NOT INCLUDED		

⚠ **WARNING:** Cancer and Reproductive Harm - www.P65Warnings.ca.gov. See pg 80-82




# ECONOMY BARRICADE LIGHTS

Best value with the industry's brightest LED optic lens. Produces more light output than competitive brands!

CHECKERS ECONOMY BARRICADE LIGHTS feature the industry's brightest economy LED optic lens, which produces more light output when compared to competitive brands. These lights are built with polycarbonate and polypropylene to withstand impact and harsh weather conditions frequently experienced in construction and other industrial applications. CHECKERS ECONOMY BARRICADE LIGHTS are available in Type A/C 3 Volt D-Cell, or A/C 6 Volt, and meet ITE specifications and are NCHRP-350 approved.

- Value priced economy light available in type A/C D-cell and A/C 6 volt
- Efficient LED optic lens produces more light output
- Meets ITE specifications; NCHRP-350 approved
- Battery life of up to 4 months
- 3-way Operation: Steady On, Flashing, or Off

## ADVANTAGES OF ECONOMY BARRICADE LIGHTS

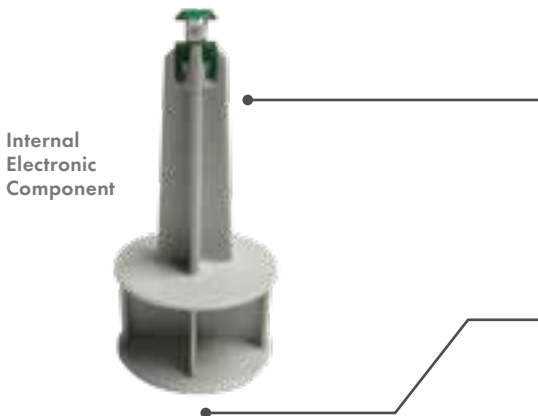


UV-stabilized Polycarbonate lens withstands high impact and pressure

Our economy LED optic lens design allows for more efficient light output when compared to competitive brands

Personalize your lights by molding your company logo into this area

Case made of polypropylene, which withstands all types of impact and extreme weather conditions



Internal Electronic Component

2 LED internal light source

Highly efficient circuitry increases battery life up to 4 months of steady mode operation

### THREE STYLES TO CHOOSE FROM:

**TYPE A/C**  
Two-Sided Visibility,  
3 Volt D-Cell



**TYPE A/C**  
Two-Sided Visibility,  
6 Volt D-Cell



## 3 VOLT LIGHTS: TYPE A/C (Two-Sided Visibility)

- Light intensity is up to 4 effective candelas
- 3-Way Operation: Steady On, Flashing or Off
- Only operates at night, and automatically turns off during daytime to extend battery life
- Extended battery life of up to 4 months in steady mode
- Dimensions: 7 in. L x 3.25 in. W x 10.5 in. H
- Weight: 1.4 lbs.



Model	Description	Prop 65
BC3.AC.D3.**	D-Cell, Type A/C with 3.5 in. D Bolt	⚠
<b>** SPECIFY CASE COLOR AND LENS COLOR AFTER MODEL NUMBER:</b> CASE COLOR/LENS COLOR CASE COLOR: Y = YELLOW (CUSTOM CASE COLORS AVAILABLE) LENS COLOR: A = AMBER, R = RED		
BATTERIES NOT INCLUDED		

⚠ **WARNING:** Cancer and Reproductive Harm - [www.P65Warnings.ca.gov](http://www.P65Warnings.ca.gov). See pg 80-82

## 6 VOLT LIGHTS: TYPE A/C (Two-Sided Visibility)

- Light intensity is up to 4 effective candelas
- 3-Way Operation: Steady On, Flashing or Off
- Only operates at night, and automatically turns off during daytime to extend battery life
- Extended battery life of up to 4 months in steady mode
- Dimensions: 7.25 in. L x 3.25 in. W x 12 in. H
- Weight: 1.5 lbs.



Model	Description	Prop 65
BC6.AC.D3.**	6 Volt, Type A/C with 3.5 in. D Bolt	⚠
<b>** SPECIFY CASE COLOR AND LENS COLOR AFTER MODEL NUMBER:</b> CASE COLOR/LENS COLOR CASE COLOR: Y = YELLOW (CUSTOM CASE COLORS AVAILABLE) LENS COLOR: A = AMBER, R = RED		
BATTERIES NOT INCLUDED		

⚠ **WARNING:** Cancer and Reproductive Harm - [www.P65Warnings.ca.gov](http://www.P65Warnings.ca.gov). See pg 80-82

# BARRICADE LIGHT REPLACEMENT PARTS

for fast and easy replacement

We offer all the replacement parts you need to keep your barricade lights operating at optimum levels. We do our best to make it convenient and easy to repair our barricade lights.


## REPLACEMENT PARTS FOR ECONOMY BARRICADE LIGHTS



### D-CELL ECONOMY BARRICADE LIGHT REPLACEMENT PARTS

#	Model	Description	Prop 65
1	Z503.09*	Barricade Lens	-
2	04.BC3.CKT.A	D-Cell Economy Circuit	⚠
3	04.BC.EMITTER.A	LED and Holder	⚠
4	Z503.03**	Economy D-Cell Top	⚠
5	Z503.04**	Economy D-Cell Bottom	-
6	Z503.006	Nut Plate	-
7	Z503.008	Replacement Lens Screw	-
8	Z503.03D	D3 3.5 in. D Bolt	-
	Z503.013	Switch Pin (not pictured)	⚠
	Z503.017D	D Bolt Wrench (not pictured)	-
<p>*SPECIFY LENS COLOR: A = AMBER, R = RED  **SPECIFY CASE COLOR: Y = YELLOW  (CUSTOM COLORS AVAILABLE)</p>			

⚠ **WARNING:** Cancer and Reproductive Harm  
[www.P65Warnings.ca.gov](http://www.P65Warnings.ca.gov). See pg 80-82



### 6 VOLT ECONOMY BARRICADE LIGHT REPLACEMENT PARTS

#	Model	Description	Prop 65
1	Z503.09*	Barricade Lens	-
2	04.BC6.CKT.A	6 Volt Economy Circuit	⚠
3	04.BC.EMITTER	LED and Holder	⚠
4	Z506.015**	6 Volt Economy Top Case	⚠
5	Z506.016**	6 Volt Economy Bottom Case	-
6	Z503.006	Nut Plate	-
7	Z503.008	Replacement Lens Screw	-
8	Z503.03D	D3 3.5 in. D Bolt	-
	Z503.013	Switch Pin (not pictured)	⚠
	Z503.017D	D Bolt Wrench (not pictured)	-
<p>*SPECIFY LENS COLOR: A = AMBER, R = RED  **SPECIFY CASE COLOR: Y = YELLOW  (CUSTOM COLORS AVAILABLE)</p>			

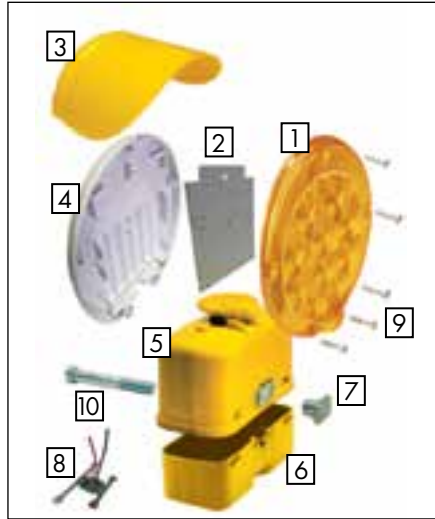
⚠ **WARNING:** Cancer and Reproductive Harm  
[www.P65Warnings.ca.gov](http://www.P65Warnings.ca.gov). See pg 80-82



### D-CELL PREMIUM BARRICADE LIGHT REPLACEMENT PARTS

#	Model	Description	Prop 65
1	Z503.09*	Replacement Barricade Lens	-
2	04.BR3.CKT.A	D-Cell Premium Circuit	⚠
3	Z503.05**	Premium D-Cell Top	⚠
4	Z503.06**	Premium D-Cell Bottom	-
5	Z503.006	Nut Plate	-
6	Z503.03D	D3 3.5 in. D Bolt	-
7	Z503.008	Replacement Lens Screw	-
	Z503.013	Switch Pin (not pictured)	⚠
	Z503.017D	D Bolt Wrench (not pictured)	-
<p>*SPECIFY LENS COLOR: A = AMBER, B = BLUE, C = CLEAR, G = GREEN, R = RED  **SPECIFY CASE COLOR: Y = YELLOW (CUSTOM COLORS AVAILABLE)</p>			

⚠ **WARNING:** Cancer and Reproductive Harm  
[www.P65Warnings.ca.gov](http://www.P65Warnings.ca.gov). See pg 80-82



### 6 VOLT PREMIUM BARRICADE LIGHT REPLACEMENT PARTS

#	Model	Description	Prop 65
1	Z503.023*	Replacement B-Light Lens	-
2	04.BB.CKTM.A	B-Light Premium Circuit	⚠
3	Z503.018	Yellow Visor	-
4	Z503.024W	White Back	-
5	Z503.021**	Premium 6 Volt Top Case	⚠
6	Z503.022**	Premium 6 Volt Bottom Case	-
7	Z503.006	Nut Plate	-
8	04.BB.CKT6V.SW	6 Volt Battery Board	-
9	Z503.008	Replacement Lens Screw	-
10	Z503.03D	D3 3.5 in. D Bolt	-
	503.013	Switch Pin (not pictured)	⚠
	Z503.017D	D Bolt Wrench (not pictured)	-
<p>*SPECIFY LENS COLOR: A = AMBER, B = BLUE, C = CLEAR, G = GREEN, R = RED  **SPECIFY CASE COLOR: Y = YELLOW (CUSTOM COLORS AVAILABLE)</p>			

\*SPECIFY LENS COLOR: A = AMBER, B = BLUE, C = CLEAR, G = GREEN, R = RED  
\*\*SPECIFY CASE COLOR: Y = YELLOW (CUSTOM COLORS AVAILABLE)

⚠ **WARNING:** Cancer and Reproductive Harm  
[www.P65Warnings.ca.gov](http://www.P65Warnings.ca.gov). See pg 80-82



### PREMIUM SOLAR BARRICADE LIGHT REPLACEMENT PARTS

#	Model	Description	Prop 65
1	Z507.03*	360 Degree Dome Lens	-
2	Z503.050	Lens Clamp	-
3	Z503.09*	Replacement Barricade Lens	-
4	Z503.047**	Solar Barricade Case Back Side	-
5	Z503.046**	Solar Barricade Case Front Side	-
6	05.BS.CKT.ASM.***	Solar Type A/C Circuit	⚠
7	Z544.020	Solar Nut Plate	-
8	Z400.100	Nut Plate O-Ring	-
9	Z503.060	Solar Case Screw	-
10	Z503.008	Replacement Lens Screw	-
11	Z503.017	D3 2.25" in. D Bolt	-
12	Z503.075D	D3 1.75 in. D Bolt	-
	Z503.013	Switch Pin (not pictured)	⚠
	Z503.017D	D Bolt Wrench (not pictured)	-
<p>*SPECIFY LENS COLOR: A = AMBER, B = BLUE, C = CLEAR, G = GREEN, R = RED  **SPECIFY CASE COLOR: Y = YELLOW (CUSTOM COLORS AVAILABLE)  ***SPECIFY LED COLOR: A = AMBER, B = BLUE, G = GREEN, R = RED, W = WHITE</p>			

\*SPECIFY LENS COLOR: A = AMBER, B = BLUE, C = CLEAR, G = GREEN, R = RED  
\*\*SPECIFY CASE COLOR: Y = YELLOW (CUSTOM COLORS AVAILABLE)  
\*\*\*SPECIFY LED COLOR: A = AMBER, B = BLUE, G = GREEN, R = RED, W = WHITE

⚠ **WARNING:** Cancer and Reproductive Harm  
[www.P65Warnings.ca.gov](http://www.P65Warnings.ca.gov). See pg 80-82



# LED2250 CLASS I BEACONS

features new patent-pending cooling system

The only high-powered 15 watt LED beacon on the market that can be used as a steady burn, non-flashing beacon.

CHECKERS LED2250 CLASS I LED BEACONS provide superior performance and exceptional value. These lights feature an ultra high efficiency power supply that produces more flashes while reducing the power draw, which minimizes maintenance and replacement costs.

LED2250 LED Beacons are independent lab-certified to meet SAE J845 Class II requirements and CA Title 13 and the circuit board is protected against reverse polarity. These durable lights are built with heavy duty materials to withstand the harsh weather and working conditions frequently experienced in construction and other industrial applications.

- Integrated heat sink allows LEDs to be driven at higher intensities without sacrificing performance
- Can be used as a steady burn, non-flashing beacon
- Lens and dust cover made from UV-stabilized polycarbonate
- Only high-powered, 15 watt LED beacon on the market that can be used as a steady burn, non-flashing beacon
- 10 changeable flash patterns including high intensity rotational light output
- Intelligent automatic dimming control included
- Magnet Mount option includes Neodymium anti-scratch magnets that are positioned wider on the base for superior holding power while eliminating vehicle scratches and scuffs
- Dual power plug switch allows user to easily switch flash patterns without leaving driver seat (including off)

6 inch dome



4 inch dome



Integrated Heat Sink to control heat

**INDEPENDENT LAB-CERTIFIED TO MEET SAE-J845 CLASS I REQUIREMENTS AND CALIFORNIA TITLE 13**

## MAINTAINS HIGHER LIGHT INTENSITY BY ELIMINATING HEAT

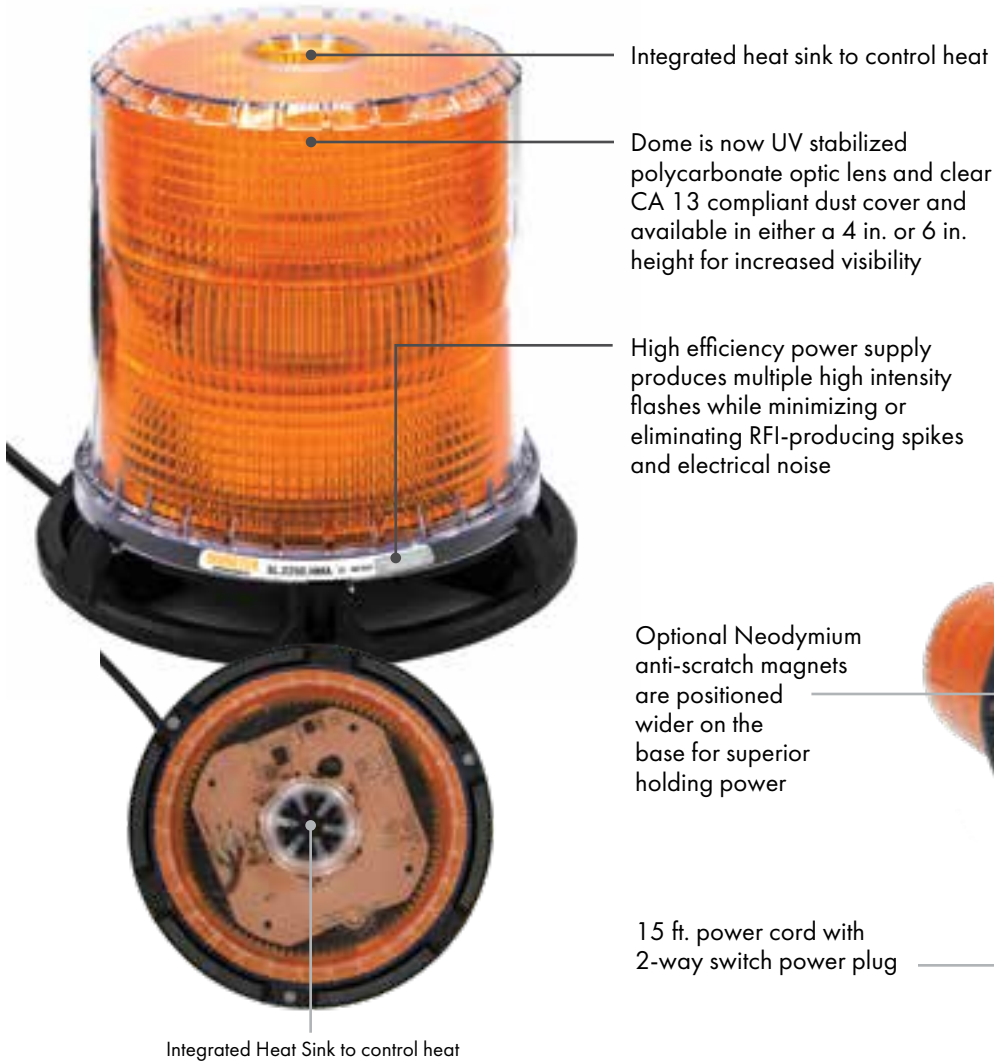
The base, lens and integrated heat sink of these beacons are designed to pull heat away from the LED lights. The heat is dissipated by air continually flowing through the inner heat sink. This enables

brighter modes of operation, including the slower rotational modes that produce large amounts of heat. All of this is done while still maintaining a water-proof compartment for all of the electronics.



	LED2250 Specifications
Lens Color	Amber
Operating Voltage	12-48 Volts, DC
Maximum Current	1.5 A @ 12 VDC
Flash Patterns	10 Flash Patterns including Steady, Rotational Flash, HexaFlash, PentaFlash, Quad, Double, Day/Night mode, and more.
Flashes Per Minute (FPM)	120-360 Range (Varies per mode)
Lumen Output	2250
LED Count	24 LEDs
Base Diameter	6.4 Inches
Overall Height	High Dome - 6 in.; Low Dome - 4 in.
Mounting	Standard - 3 hole flange with three 12 in. wire pigtails. Optional bolt on attachment for 1" NPT pipe mount; Magnet - Combination 3 hole flange and 100 lb. pull magnet mount including 15 ft straight cord and 2-way switch power plug. Optional bolt on attachment for 1 in. NPT pipe mount.
Approval	Independent Lab Certified, SAE-J845 Class I; CA Title 13
Temperature Range	-60° F to 140° F (-50° C to 60° C)
Warranty	5 Year

## ADVANTAGES OF LED2250 CLASS I LED BEACONS

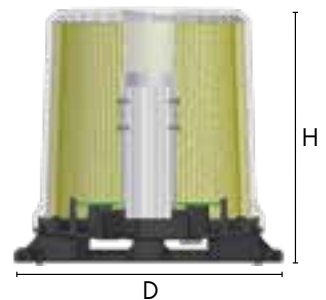


2-Way Switch Power Plug



## HEAVY DUTY LED2250 BEACONS

Model	Description	Lumens	Diameter	Height	Prop 65
SL.2250.HMA	LED Beacon Class 1 with Magnet Mount (3 hole flange, and 100 lb pull magnet mount including 15 ft straight cord and 2-way switch power plug) Optional 1 in. pipe mount.	2250	6.3 in. (16 cm)	6.5 in. (16.5 cm)	⚠
SL.2250.HSA	LED Beacon Class 1 with Standard Mount (3 hole flange with three 12 in. wire pigtails) Optional 1 in. pipe mount.	2250	6.3 in. (16 cm)	6.5 in. (16.5 cm)	⚠
SL.2250.LMA	LED Beacon Class 1 with Magnet Mount (3 hole flange, and 100 lb pull magnet mount including 15 ft straight cord and 2-way switch power plug) Optional 1 in. pipe mount.	2250	6.3 in. (16 cm)	4.65 in. (11.9 cm)	⚠
SL.2250.LSA	LED Beacon Class 1 with Standard Mount (3 hole flange with three 12 in. wire pigtails) Optional 1 in. pipe mount.	2250	6.3 in. (16 cm)	4.65 in. (11.9 cm)	⚠



⚠ **WARNING:** Cancer and Reproductive Harm - [www.P65Warnings.ca.gov](http://www.P65Warnings.ca.gov). See pg 80-82

# LED1350 CLASS II LED BEACONS

features new patent-pending cooling system


LED1350 CLASS II LED BEACONS provide superior performance and exceptional value. These lights feature an ultra high efficiency power supply that produces more flashes while reducing the power draw, which minimizes maintenance and replacement costs. LED1350 LED Beacons are independent lab-certified to meet SAE J845 Class II requirements and CA Title 13 and the circuit board is protected against reverse polarity. These durable lights are built with heavy duty materials to withstand the harsh weather and working conditions frequently experienced in construction and other industrial applications.

- Integrated heat sink allows LEDs to be driven at higher intensities without sacrificing performance
- Can be used as a steady burn, non-flashing beacon
- Lens and dust cover made from UV-stabilized polycarbonate
- Only high powered LED beacon on the market that can be used as a steady burn, non-flashing beacon
- 10 changeable flash patterns including high intensity rotational light output
- Intelligent automatic dimming control included
- Magnet Mount option includes Neodymium anti-scratch magnets that are positioned wider on the base for superior holding power while eliminating vehicle scratches and scuffs
- Dual power plug switch allows user to easily switch flash patterns without leaving driver seat (including off)

6 inch dome



4 inch dome



Integrated Heat Sink to control heat

**INDEPENDENT LAB-CERTIFIED TO MEET SAE-J845 CLASS I REQUIREMENTS AND CALIFORNIA TITLE 13**

## MAINTAINS HIGHER LIGHT INTENSITY BY ELIMINATING HEAT


The base, lens and integrated heat sink of these beacons are designed to pull heat away from the LED lights. The heat is dissipated by air continually flowing through the inner heat sink. This enables

brighter modes of operation, including the slower rotational modes that produce large amounts of heat. All of this is done while still maintaining a water-proof compartment for all of the electronics.



	LED1350 Specifications
Lens Color	Amber
Operating Voltage	12-48 Volts, DC
Maximum Current	750 mA @ 12 VDC
Flash Patterns	10 Flash Patterns including Steady, Rotational Flash, HexaFlash, PentaFlash, Quad, Double, Day/Night mode, and more.
Flashes Per Minute (FPM)	120-360 Range (Varies per mode)
Lumen Output	1350
LED Count	12 LEDs
Base Diameter	6.4 Inches
Overall Height	High Dome - 6 in.; Low Dome - 4 in.
Mounting	Standard - 3 hole flange with three 12 in. wire pigtails. Optional bolt on attachment for 1 in. NPT pipe mount; Magnet - Combination 3 hole flange and 100 lb. pull magnet mount including 15 ft straight cord and 2-way switch power plug. Optional bolt on attachment for 1 in. NPT pipe mount.
Approval	Independent Lab Certified, SAE-J845 Class I; CA Title 13
Temperature Range	-60° F to 140° F (-50° C to 60° C)
Warranty	5 Year

## ADVANTAGES OF LED1350 CLASS II LED BEACONS



2-Way Switch Power Plug




Optional Neodymium anti-scratch magnets are positioned wider on the base for superior holding power



## HEAVY DUTY LED1350 BEACONS

Model	Description	Lumens	Diameter	Height	Prop 65
SL.1350.HMA	LED Beacon Class II with Magnet Mount (3 hole flange, and 100 lb. pull magnet mount including 15 ft straight cord and 2-way switch power plug) Optional 1 in. pipe mount.	1350	6.4 in. (16.25 cm)	6.5 in. (16.5 cm)	⚠
SL.1350.HSA	LED Beacon Class II with Standard Mount (3 hole flange with three 12 in. wire pigtails) Optional 1 in. pipe mount.	1350	6.4 in. (16.25 cm)	6.5 in. (16.5 cm)	⚠
SL.1350.LMA	LED Beacon Class II with Magnet Mount (3 hole flange, and 100 lb pull magnet mount including 15 ft straight cord and 2-way switch power plug) Optional 1 in. pipe mount.	1350	6.4 in. (16.25 cm)	4.65 in. (11.9 cm)	⚠
SL.1350.LSA	LED Beacon Class II with Standard Mount (3 hole flange with three 12 in. wire pigtails) Optional 1 in. pipe mount.	1350	6.4 in. (16.25 cm)	4.65 in. (11.9 cm)	⚠



⚠ **WARNING:** Cancer and Reproductive Harm - [www.P65Warnings.ca.gov](http://www.P65Warnings.ca.gov). See pg 80-82



# LED300 CLASS III BEACONS

features superior performance & exceptional value

LED300 Class III LED Beacons provide superior performance and exceptional value. These lights feature a UV-stabilized polycarbonate dome and four high intensity LEDs for increased visibility.

LED300 LED BEACONS are independent lab-certified to meet SAE-J845 Class III requirements and the circuit board is protected against reverse polarity. These durable lights are built to withstand the harsh weather and working conditions frequently experienced in industrial applications.

- Four high intensity LEDs for increased visibility
- Can be used as a steady burn, non-flashing beacon
- High efficiency power supply
- Dome made from UV-stabilized polycarbonate
- Meets SAE-J845 Class III requirements
- Easy twist-on dome made from durable, UV-stabilized polycarbonate
- 8 flash patterns including steady  
(Additional Flash Patterns can be programmed)
- Magnet Mount option includes Neodymium anti-scratch magnets that are positioned wider on the base for superior holding power while eliminating vehicle scratches and scuffs
- Dual power cord switch allows user to easily switch flash patterns without leaving driver seat (including off)
- Optional 1/2 in. NPT Pipe Mount available as an accessory
- Made in the USA




**MAGNET  
MOUNT BASE**

**INDEPENDENT LAB-CERTIFIED TO MEET  
SAE-J845 CLASS III REQUIREMENTS.**

	LED300 Specifications
Lens Color	Amber, Blue, White, Green, Red
Operating Voltage	12-48 Volts, DC
Amps	200mA to 700mA @ 12 Volts, DC
Flash Patterns	8 Flash Patterns including Steady, HexaFlash, PentaFlash, Quad, Double, Day/Night mode and more. (Additional Flash Patterns can be added)
Flashes Per Minute (FPM)	120-360 Range (Varies per mode)
Lumen Output	300
LED Count	4 High Intensity LEDs
Base Diameter	5.2 inches
Overall Height	4.4 inches
Mounting	Standard - 3 hole flange with three 12 in. wire pigtailed; Magnet - Combination 3 hole flange with 40 lb pull magnet mount including 15 ft straight cord and 2-way switch power plug. 1/2 in. NPT Pipe mount kit sold separately.
Approval	Independent Lab Certified SAE-J845 Class III
Temperature Range	-60° F to 140° F (-50° C to 60° C)
Warranty	5 Year

## ADVANTAGES OF LED300 CLASS III LED



Durable materials used to withstand the harsh weather and working conditions frequently experienced in industrial applications

Easy twist-on dome made from UV-stabilized polycarbonate for increased visibility

Electronics are potted in epoxy, which protects against vibrations, dust, and water - the leading cause of failure




Optional 1/2 in. NPT Pipe Mount Kit

2-Way Switch Power Plug



### STANDARD MOUNT



3 Hole Flange with three 12 inch wire pigtails

Optional Neodymium anti-scratch magnets with superior holding power

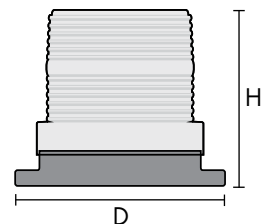
### MAGNET MOUNT



15 ft. straight cord and 2-way switch power plug

## GENERAL PURPOSE LED300 LED BEACONS

Model	Description	Lumens	Diameter	Height	Prop 65
SL300.M*	LED Beacon Class III with Magnet Mount (Combination 3 hole flange with 40 lb pull magnet mount, including 15 ft straight cord and 2-way switch power plug)	300	5.2 in. (13.2 cm)	4.4 in. (11.2 cm)	⚠
SL300.S*	LED Beacon Class III with Standard Mount (3 hole flange with three 12 in. wire pigtails)	300	5.2 in. (13.2 cm)	4.4 in. (11.2 cm)	⚠
PIPEMOUNT300	Optional 1/2 in. NPT Pipe Mount for the LED300 LED Beacon only				-
*SPECIFY LENS COLOR AFTER MODEL NUMBER: A = AMBER, R = RED, W = WHITE, B = BLUE, G = GREEN					



⚠ **WARNING:** Cancer and Reproductive Harm - [www.P65Warnings.ca.gov](http://www.P65Warnings.ca.gov). See pg 80-82

# STROBE LIGHTS


The most intelligent strobe light on the market

CHECKERS STROBE LIGHTS provide superior performance and exceptional value. With four exclusive user-selectable operating patterns, our Heavy Duty and Micro Strobes provide multiple strobe functions in one light. These lights feature a state-of-the-art, ultra high efficiency power supply that produces more flashes while reducing the power draw, minimizing maintenance and replacement costs. STROBE LIGHTS are independent lab-certified to meet SAE J845 Class I requirements and are reverse polarity circuit board protected.

For easy mounting CHECKERS HEAVY DUTY 310 STROBES come standard with a universal combination 1 in. NPT Pipe mount with 3-hole flange base, or adding an optional magnet mount kit makes it an all in ONE strobe to minimize inventory costs. Lights include reverse polarity circuit board protection. These durable lights are built with heavy duty materials to withstand the harsh weather and working conditions frequently experienced in construction and other industrial applications. They are rated at operating temperatures ranging from -60° F to 140° F (-50° C to 60° C).

- Independent Lab-Certified SAE J845 Class I
- Combination Mount reduces inventory requirements
- Ambient sensing mode changes
- 4 User selectable patterns, including Ultra-bright HexaFlash™, Penta-Flash™, Quad and Double
- The most intelligent strobe light on the market

## ADVANTAGES OF STROBE LIGHTS



Combination 1 in. NPT pipe mount and Universal 3-hole flange base

Dome is made from UV-stabilized polycarbonate and is available in either a 4.25 in. or 6.25 in. height for increased visibility

Replaceable 10 watt helix flash tube

Ceramic-potted flash tube base reduces heat and extends flash tube life

Electronics are potted in epoxy, which protects against vibrations, dust, and water - the leading cause of failure

High efficiency power supply produces multiple high intensity flashes while minimizing or eliminating RFI-producing spikes and electrical noise

Magnetic Mount with 10 ft power cord and lighter plug

**INDEPENDENT LAB-CERTIFIED TO MEET SAE J845 CLASS I, II & III REQUIREMENTS.**



**MICRO STROBE**



**HEAVY DUTY**

## STROBE TYPE SPECIFICATIONS

	Micro Strobe - SL.208	Heavy Duty - SL.310
Lens Color	Amber, Blue, Clear, Green, Red	Amber, Blue, Clear, Green, Red
Operating Voltage	12-48 Volts, DC	12-48 Volts, DC
Amps	1 Amp @ 12 Volts, DC	1 Amp @ 12 Volts, DC
Flash Pattern	4 modes including HexaFlash™, PentaFlash™, Quad, Double, and Day/Night mode	4 modes including HexaFlash™, PentaFlash™, Quad, Double, and Day/Night mode
Flashes Per Minute (FPM) 2250 Lumens	120-360 Varies per mode	120-360 Varies per mode
Joule Rating	12.5 Joules	12.5 Joules
Base Diameter	5.125 in.	6.4 in.
Overall Height	4.6 in.	L= Low Dome 4.4 in.; H= High Dome 6.25 in.
Mounting	3 hole flange or 80 lb pull magnet mount with 15 ft. power cord with 2-way switch power plug	Combination 1 in. NPT pipe mount with 3 hole flange <b>OR</b> 100 lb. pull magnet mount kit with 10 ft. straight cord with lighter plug and built in on/off switch.
Approval	Independent Lab Certified SAE J845 Class II	Independent Lab Certified SAE J845 Class I; Title 13
Temperature Range	-60° F to 140° F (-50° C to 60° C)	-60° F to 140° F (-50° C to 60° C)
Warranty	2 Year, excluding strobe tube	2 Year, excluding strobe tube

## MICRO STROBE - SL.208

Model	Description	Prop 65
SL.208.S.*	Micro Strobe with Standard 3 hole flange mount and three 12 in. pigtails	⚠
SL.208.M.*	Micro Strobe with Magnetic Base and Power Cord	⚠
03.SL208.TUBE	Replacement Linear Flash Tube	⚠
Z507.03	Replacement Lens for Micro Strobe	-

\*SPECIFY LENS COLOR AFTER MODEL NUMBER: A = AMBER, R = RED, W = WHITE, B = BLUE, G = GREEN

⚠ **WARNING:** Cancer and Reproductive Harm - www.P65Warnings.ca.gov. See pg 80-82



## HEAVY DUTY STROBE - SL.310

Model	Description	Prop 65
SL.310.HS.*	HD 310 Strobe with 6.25 in. Dome and 1 in. NPT Pipe Mount with three 12 in. pigtails	⚠
SL.310.LS.*	HD 310 Strobe with 4.25 in. Dome and 1 in. NPT Pipe Mount with three 12 in. pigtails	⚠
SL.KIT	100 lb pull magnet with hardware and 15 ft straight cord with 2-way switch power plug	⚠
03.HD310.TUBE	Replacement Helix Flash Tube	⚠
Z450.034	Replacement 4.4 in. Low Dome Lens	-
Z450.036	Replacement 6.25 in. High Dome Lens	-

\*SPECIFY LENS COLOR AFTER MODEL NUMBER: A = AMBER, R = RED, W = WHITE, B = BLUE, G = GREEN

⚠ **WARNING:** Cancer and Reproductive Harm - www.P65Warnings.ca.gov. See pg 80-82







LED300 Class III Beacon on truck.



Barricade lights at construction site.



Triangular Vehicle Identification Light on a dozer.



48 in. x 36 in. Rectangular Vehicle Identification Light on a mine dragline.

# TRAFFIC & PARKING SAFETY

- Allows for safe vehicle operation and stopping in car parks and garages
- Made from 100% recycled materials with some featuring molded reflective tape
- Easy to install





# RECYCLED RUBBER CAR STOPS The smartest, safest parking devices!

- Brings vehicle to a safe stop within a parking stall
- Made from recycled rubber
- Molded reflective tape
- Easy to install with rebar spikes on asphalt surfaces and lag bolts and shields on concrete surfaces
- 3 year warranty on car stop
- 1 year warranty on tape (under normal use)

## RECYCLED RUBBER CAR STOPS

- Molded reflective tape, available with yellow or white



## HANDICAP RECYCLED RUBBER CAR STOPS

A unique solution designed specifically for handicap parking spaces. CHECKERS HANDICAP CAR STOPS are highly visible and durable. The blue and white contrasting colors are immediately identifiable to differentiate handicap parking spaces to passing vehicles and pedestrians.

- Molded white reflective tape
- Warranty: 3 years on the product and 1 year on the tape (under normal use, blue color is not covered under warranty)



## HOME RECYCLED RUBBER CAR STOPS

This unique home parking solution protects valuables damage in and around the garage or parking area. Simply place and park! Provides worry-free parking for garages, driveways, or carports.

- Molded yellow reflective tape



Model	Description	Size	Wgt.	Spikes Needed	Prop 65
16101Y	6 ft. Park-It/Yellow Tape	6 ft. L x 6 in. W x 4 in. H	34 lbs.	4	-
16101W	6 ft. Park-It/White Tape	6 ft. L x 6 in. W x 4 in. H	34 lbs.	4	-
14101Y	4 ft. Park-It/Yellow Tape	4 ft. L x 6 in. W x 4 in. H	23 lbs.	3	-
14101W	4 ft. Park-It/White Tape	4 ft. L x 6 in. W x 4 in. H	23 lbs.	3	-
13101Y	3 ft. Park-It/Yellow Tape	3 ft. L x 6 in. W x 4 in. H	17 lbs.	2	-

Model	Description	Size	Wgt.	Spikes Needed	Prop 65
13101W	3 ft. Park-It/White Tape	3 ft. L x 6 in. W x 4 in. H	17 lbs.	2	-
13190H	Home Park-It Car Stop	22 in. L x 6 in. W x 4 in. H	9 lbs.	2	-
16201B	6 ft. ADA Park-It Car Stop	6 ft. L x 6 in. W x 4 in. H	34 lbs.	4	-
14201B	4 ft. ADA Park-It Car Stop	4 ft. L x 6 in. W x 4 in. H	23 lbs.	3	-
13201B	3 ft. ADA Park-It Car Stop	3 ft. L x 6 in. W x 4 in. H	17 lbs.	2	-

## RECYCLED RUBBER CAR STOP MOUNTING HARDWARE

Model	Description	Size	Prop 65
91400	Rebar Spike	14 in.	-
91400G	Galvanized Rebar Spike	14 in.	-
91500	Lag Bolt for Concrete Use	6 in.	-
91501	Lead Shield for Concrete Use	-	-



# RECYCLED PLASTIC PARKING STOPS

## Maintenance free!

CHECKERS RECYCLED PLASTIC PARKING STOPS replace unsightly, old, concrete parking stops with 100% recycled, solid plastic. They will not chip or crack like concrete and withstand abuse from gas, oil, salt, sunlight and chemicals. Parking Stops are molded in solid colors and never need painting. Checkers Parking Stops are maintenance free and can be installed by one person.

- Made from 100% recycled, solid plastic
- Never need painting
- Will not chip or crack
- One person, easy installation
- Withstands gas, oil, salt, sunlight and chemicals



• **NOTE: Please make your product selection carefully. PARKING STOPS ARE NON-RETURNABLE.**

• **All dimensions are nominal – allow for up to 3-6% mold shrinkage.**

	Model with Hardware	Model without Hardware	Description	Length	Height	Width	Weight	Prop 65
4 ft. Car Parking Stops	CS4S**	CS4S	Standard 4 ft. Car Parking Stop	48 in. (121.9 cm)	4 in. (10.2 cm)	6 in. (15.2 cm)	20 lb. (9.1 kg)	-
6 ft. Car Parking Stops	CS6C**	CS6C	Compact 6 ft. Car Parking Stop	72 in. (182.9 cm)	3.25 in (8.3 cm)	6 in. (15.2 cm)	25 lb. (11.4 kg)	-
6 ft. Car Parking Stops	CS6S**	CS6S	Standard 6 ft. Car Parking Stop	72 in. (182.9 cm)	4 in. (10.2 cm)	6 in. (15.2 cm)	30 lb. (13.6 kg)	-
8 ft. Truck Parking Stops	TS8**	TS8	8 ft. Truck Parking Stop	96 in. (244.8 cm)	7 in. (17.9 cm)	10 in. (25.5 cm)	100 lb. (45.5 kg)	-

\*SPECIFY COLOR AFTER MODEL NO.: Y = YELLOW; G = GREY; B = BLUE; **ALSO SPECIFY HARDWARE SELECTION: L = LAG SCREWS; S = STEEL SPIKES**

\*\* SPECIFY HARDWARE AFTER MODEL NUMBER, THEN SPECIFY COLOR AFTER HARDWARE.

## RECYCLED PLASTIC PARKING STOP MOUNTING HARDWARE SELECTION GUIDE

- One set of mounting hardware is included at no additional charge with each recycled plastic parking stop purchased
- Please specify type of hardware desired based on installation to either concrete or asphalt

Hardware Package (Choose One)	Application	Product	Lag Screws**	Expanding Lag Shields	Flat Washers (0.5 in.)	Steel Spikes***	Prop 65
<b>Lag Bolt Hardware</b>	Recommended for concrete where drilling holes is permitted	4 ft. Car Parking Stop	2	2	4	-	-
		6 ft. Car Parking Stop	3	3	6	-	
		8 ft. Truck Parking Stop	4	4	8	-	
<b>Steel Spike Hardware</b>	Recommended for asphalt surfaces	4 ft. Car Parking Stop	-	-	-	2	-
		6 ft. Car Parking Stop	-	-	-	3	
		8 ft. Truck Parking Stop	-	-	-	4	

\*\* LAG SCREWS ARE 0.5 in. x 8 in. FOR CAR PARKING STOPS AND ARE 0.5 in. x 10 in. FOR TRUCK PARKING STOPS

\*\*\* STEEL SPIKES ARE 0.5 in. x 12 in. W/ 1.125 in. HEAD



# RECYCLED RUBBER SPEED BUMPS

Control traffic speed almost anywhere!

- Brings vehicle to controlled, safe speed
- Made from recycled rubber
- Molded reflective tape
- Easy to install with rebar spikes on asphalt surfaces and lag bolts and shields on concrete surfaces
- Warranty: 3 years on the product and 1 year on the tape (under normal use)

## EASY RIDER® RECYCLED RUBBER SPEED BUMPS

- Recommended for high pedestrian areas
- Molded reflective tape & cat eye reflectors
- Channeled bottom covers cabling
- End caps



Model	Size	Weight	Bolts Needed	Prop 65
26111	6 ft. L x 12 in. W x 2.25 in. H	51 lbs. (23.2 kg)	4	-
24111	4 ft. L x 12 in. W x 2.25 in. H	32 lbs. (14.5 kg)	3	-
26999 (end cap)	6 in. L x 12 in. W x 2.25 in. H	5.5 lbs. (2.5 kg)	1	-

## ALLEY BUMPS

- Specifically designed to address speeding and cut-through traffic in alleyways
- At 3 in. high, this aggressive device brings vehicles to a stop


Model	Size	Weight	Bolts Needed	Prop 65
6300	6 ft. L x 12 in. W x 3 in. H	76 lbs. (34.5 kg)	4	-
24300	4 ft. L x 12 in. W x 3 in. H	51 lbs. (23.2 kg)	3	-
26998 (end cap)	6 in. L x 12 in. W x 3 in. H	8 lbs. (3.6 kg)	1	-



## SAFETY RIDER® V MINI SPEED HUMPS

- Interlocking tongue and groove system
- Yellow reflective tape on mid-sections and end caps helps reduce trip hazards
- Module units can cover width of any roadway
- Ideal in front of gates, toll booths and all parking access facilities

Model	Size	Weight	Bolts Included	Prop 65
23500V	35.4 in. L x 19.7 in. W x 2 in. H	36 lbs. (16.4 kg)	6	-
23501V (F end cap)	35.4 in. L x 19.7 in. W x 2 in. H	32 lbs. (14.5 kg)	6	-
23502V (M end cap)	35.4 in. L x 19.7 in. W x 2 in. H	32 lbs. (14.5 kg)	6	-



## RECYCLED RUBBER SPEED BUMPS MOUNTING HARDWARE

Model	Description	Size	Prop 65
91400	Rebar Spike	14 in.	-
91400G	Galvanized Rebar Spike	14 in.	-
91500	Lag Bolt for Concrete Use	6 in.	-
91501	Lead Shield for Concrete Use	-	-



# RECYCLED PLASTIC SPEED BUMPS Maintenance free!

CHECKERS 100% RECYCLED PLASTIC SPEED BUMPS alert drivers to potentially hazardous driveways and parking areas. Speed Bumps will not chip or crack under heavy loads and withstand abuse from gas, oil, salt, sunlight and chemicals. Molded in solid colors, speed bumps never need painting. Speed Bumps are maintenance free and can be installed by one person.



- Made from 100% recycled, solid plastic
- Never need painting
- Will not chip or crack
- Easy, one person installation
- Withstands gas, oil, salt, sunlight and chemicals

• **NOTE: Please make your product selection carefully. SPEED BUMPS ARE NON-RETURNABLE.**  
 • All dimensions are nominal – allow for up to 3-6% mold shrinkage.

Speed Bump Length	Model with Hardware	Model without Hardware	Description	Length	Height	Width	Weight	Color	Prop 65
4 ft.	SB4S*	SB4S	Standard 4 ft. Speed Bump	48 in. (121.9 cm)	2 in. (5.1 cm)	10 in. (25.5 cm)	22 lb. (10 kg)	Yellow	-
4 ft.	SB4D*	SB4D	Deluxe 4 ft. Speed Bump	48 in. (121.9 cm)	2.25 in. (5.8 cm)	12 in. (30.6 cm)	28 lb. (12.7 kg)	Yellow	-
6 ft.	SB6S*	SB6S	Standard 6 ft. Speed Bump	72 in. (182.9 cm)	2 in. (5.1 cm)	10 in. (25.5 cm)	25 lb. (11.4 kg)	Yellow	-
6 ft.	SB6D*	SB6D	Deluxe 6 ft. Speed Bump	72 in. (182.9 cm)	2.25 in. (5.8 cm)	12 in. (30.6 cm)	41 lb. (18.6 kg)	Yellow	-
9 ft.	SB9S*	SB9S	Standard 9 ft. Speed Bump	108 in. (275.4 cm)	2 in. (5.1 cm)	10 in. (25.5 cm)	50 lb. (22.7 kg)	Yellow	-

\* SPECIFY HARDWARE SELECTION: L = LAG SCREWS; S = STEEL SPIKES

## MOUNTING HARDWARE SELECTION GUIDE

- One set of mounting hardware is included at no additional charge with each recycled plastic speed bump purchased
- Please specify type of hardware desired based on installation to either concrete or asphalt

Hardware Package (Choose One)	Application	Product	Lag Screws**	Expanding Lag Shields	Flat Washers (0.5 in.)	Steel Spikes***	Prop 65
Lag Bolt Hardware	Recommended for concrete where drilling holes is permitted	4 ft. Car Parking Stop	3	3	6	-	-
		6 ft. Car Parking Stop	4	4	8	-	-
		8 ft. Truck Parking Stop	5	5	10	-	-
Steel Spike Hardware	Recommended for asphalt surfaces	4 ft. Car Parking Stop	-	-	-	3	-
		6 ft. Car Parking Stop	-	-	-	4	-
		8 ft. Truck Parking Stop	-	-	-	5	-

\*\* LAG SCREWS ARE 0.5 in. x 5.5 in. \*\*\* STEEL SPIKES ARE 0.5 in. x 12 in. W/ 1.125 in. HEAD

## ADDITIONAL PRODUCTS GOGGLE RETAINERS

CHECKERS GOGGLE RETAINERS are designed for use where protective eyewear must be worn with a safety hat or cap. These retainers install quickly and easily with no tools required. Goggle retainers will retain the goggle on the safety hat or cap when the goggle is not in use, and hold the goggle securely when worn for eye protection. Goggles, cap or hat not included.



GR9562 CAP MODEL



GR9662 HAT MODEL

**NOTE: Please make your product selection carefully. GOGGLE RETAINERS ARE NON-RETURNABLE.**

Model	Description	Color	Quantity	Prop 65
GR9652	Goggle Retainer for Cap	Black	50/Case	-
GRB1018	Replacement Elastic Cord for Cap Retainer	Black	10/Pack	-
GR9662	Goggle Retainer for Hat	Black	50/Case	-
GRB1021	Replacement Elastic Cord for Hat Retainer	Black	10/Pack	-

**WARNING:** Goggles will come off and eye protection will be eliminated if helmet becomes dislodged or is knocked off wearer's head. Wear helmet chin straps or retain goggles separately if this potential exists. Do not use where contact with direct or open flames exists. FAILURE TO COMPLY WITH THE ABOVE CAUTION CAN CAUSE LOSS OF EYE PROTECTION AND RESULT IN EYE INJURY.

# PART NUMBER INDEX

## WHEEL CHOCKS

### CHECKERS WHEEL CHOCKS

Model Number	Page
AC201	16
AC3512	15
AC3512-RP	15
AC3515	15
AC3515-RP	15
AC3518	15
AC3518-RP	15
AC3521	15
AC3521-RP	15
AC4614-LR	15
AC4614-LR-H	15
AC4614-LR-RP	15
AC4614-LR-RP-H	15
AC6820-LR	14
AC6820-LR-H	14
AC6820-LR-RP	14
AC6820-LR-RP-H	14
AC6820-QLR	14
AC6820-QLR-RP	14
AC6820-QLR-H	14
AC6820-QLR-RP	14
AC6820-QLR-RP-H	14
AC6856-LR	14
AC6856-LR-RP	14
ACPAD-4614	15
ACPAD-6820	14
ACPAD-6856	14
ACPAD3512	15
ACPAD3515	15
ACPAD3518	15
ACPAD3521	15
ACROPE-3500-P	15
ACROPE-3500-S	15
ACROPE-36X5/8	14
ACROPE-48X5/8	14
ACROPE-QLR	14
AT2500	11
AT2512HM	11
AT2512VM	11
AT2514HM	11
AT3512-AC-Y	11
AT3512-FBAC-Y	11
AT3512-FBRP-Y	11
AT3512-RP-Y	11
AT3514-AC-Y	11
AT3514-FBAC-Y	11
AT3514-FBRP-Y	11
AT3514-RP-Y	11
ATCLEAT-3512	11
ATCLEAT-3514	11
ATPAD-2512	11
ATPAD-2514	11
CT1911	8
CT1912	9
CT2000	8
MC1900	10
MC3009	10
MC3010	9
MC3011	8
MC3012	9
MCPAD12X2.5	10
MCPAD15X.75X2.5	9
MCPAD20.25X2.5	9
MCPAD22.875X2.5	8
MCPAD28X2.25	8

MCPAD28X2.25	8
MCSTRAP-17	8
MCSTRAP-17	8
MCSTUD-3/8X1.5	8
UC1210	12
UC1400-4.5	12
UC1400-4.5-P	12
UC1400-6	12
UC1400-6-P	12
UC14HM	13
UC14VM	13
UC1500-4.5	12
UC1500-4.5-P	12
UC1500-6	12
UC1500-6-P	12
UC15HM	13
UC15VM	13
UC1600	13
UC1600-P	13
UC1700	13
UC1700-P	13
UC17VM	13
UC200-L	16
UC200-M	16
UC200-S	16
UCTS003	13

### GENERAL PURPOSE RUBBER CHOCKS

Model Number	Page
MS1602-1-10	19
MS1602-1-12	19
MS1602-1-15	19
MS1602-3	19
MS1602-5-10	19
MS1602-5-12	19
MS1602-5-15	19
MS1606-1	19
MS1606-2	19
RC450	18
RC450-CL	18
RC450-GR	18
RC450-S	18
RC5510	19
RC5512	19
RC5515	19
RC5518	19
RC5521	19
RC5524	19
RC815	18
RC915	18

## INDUSTRIAL CRIBBING

### DURA CRIB® PRIME CRIB

Model Number	Page
CH67SC-24	23
CHW-6/7-24	23
CH67PC-24	23
CH612SC-24	23
CH612SC-12	23

### FORKLIFT STABILIZATION KITS

Model Number	Page
CHFSSK-R	24

## SLABPAD™

Model Number	Page
CHSP12	24
CHSP24	24

## RIZER SYSTEMS

Model Number	Page
CHRZ-44-1-10	25
CHRZ-44-2-30	25
CHRZ-66-1-10	25
CHRZ-66-2-30	25
CHRZ-68-1-10	25
CHRZ-68-2-30	25

## BIG FOOT LOADING RIZERS

Model Number	Page
CHRZ-BF-4-1	25
CHRZ-BF-3-1	25
CHRZ-BF-2-1	25

## COIL PADS & CRADLES

Model Number	Page
CHSSCP	26
CHSSCP-RS	26
CHSSCP-RS-SEC	26
CHCP-4	26
CHCP-5	26

## WARNING WHIPS

### SUPER WHIPS®

Model Number	Page
SW10	31
SW12	31
SW3	31
SW5	31
SW6	31
SW8	31

### WARNING WHIPS

Model Number	Page
Build Your Own	32-37
FS10	40
FS10-16	40
FS10-16-QD	41
FS10-16-SPQD	41
FS10-NF	40
FS10-QD	41
FS10-QD-NF	41
FS10-SPQD	41
FS10-SPQD-NF	41
FS10-T	40
FS10L	38
FS10L-16	38
FS10L-16-QD	39
FS10L-16-SPQD	39
FS10L-NF	38
FS10L-QD	39
FS10L-QD-NF	39
FS10L-SPQD	39
FS10L-SPQD-NF	39
FS10L-T	38
FS10X	40
FS10X-16	40
FS10X-16-QD	41
FS10X-16-SPQD	41
FS10X-QD	41
FS10X-SPQD	41

FS10XL	38
FS10XL-16	38
FS10XL-16-QD	39
FS10XL-16-SPQD	39
FS10XL-QD	39
FS10XL-SPQD	39
FS12	40
FS12-16	40
FS12-16-QD	41
FS12-16-SPQD	41
FS12-NF	40
FS12-QD-NF	41
FS12-SPQD	41
FS12-SPQD-NF	41
FS12-T	40
FS12L	38
FS12L-16	38
FS12L-16-QD	39
FS12L-16-SPQD	39
FS12L-NF	38
FS12L-QD	39
FS12L-QD-NF	39
FS12L-SPQD-NF	39
FS12L-T	38
FS12X	40
FS12X-16	40
FS12X-16-QD	41
FS12X-16-SPQD	41
FS12X-QD	41
FS12X-SPQD	41
FS12XL	38
FS12XL-16	38
FS12XL-16-QD	39
FS12XL-16-SPQD	39
FS12XL-QD	39
FS12XL-SPQD	39
FS1A2-QD	41
FS3	40
FS3-16	40
FS3-16-QD	41
FS3-NF	40
FS3-QD	41
FS3-QD-NF	41
FS3-T	40
FS3L	38
FS3L-16	38
FS3L-16-QD	39
FS3L-NF	38
FS3L-QD	39
FS3L-QD-NF	39
FS3L-T	38
FS3X	40
FS3X-16	40
FS3X-16-QD	41
FS3X-QD	41
FS3XL	38
FS3XL-16	38
FS3XL-16-QD	39
FS3XL-QD	39
FS5	40
FS5-16	40
FS5-16-QD	41
FS5-NF	40
FS5-QD	41
FS5-QD-NF	41
FS5-T	40
FS5L	38
FS5L-16	38

FS5L-16-QD	39
FS5L-NF	38
FS5L-QD	39
FS5L-QD-NF	39
FS5L-T	38
FS5X	40
FS5X-16	40
FS5X-16-QD	41
FS5X-QD	41
FS5XL	38
FS5XL-16	38
FS5XL-16-QD	39
FS5XL-QD	39
FS6	40
FS6-16	40
FS6-16-QD	41
FS6-NF	40
FS6-QD	41
FS6-QD-NF	41
FS6-T	40
FS6L	38
FS6L-16	38
FS6L-16-QD	39
FS6L-NF	38
FS6L-QD	39
FS6L-QD-NF	39
FS6L-T	38
FS6X	40
FS6X-16	40
FS6X-16-QD	41
FS6X-QD	41
FS6XL	38
FS6XL-16	38
FS6XL-16-QD	39
FS6XL-QD	39
FS8	40
FS8-16	40
FS8-16-QD	41
FS8-16-SPQD	41
FS8-NF	40
FS8-QD	41
FS8-QD-NF	41
FS8-SPQD	41
FS8-SPQD-NF	41
FS8-T	40
FS8L	38
FS8L-16	38
FS8L-16-QD	39
FS8L-16-SPQD	39
FS8L-NF	38
FS8L-QD	39
FS8L-QD-NF	39
FS8L-SPQD	39
FS8L-SPQD-NF	39
FS8L-T	38
FS8X	40
FS8X-16	40
FS8X-16-QD	41
FS8X-16-SPQD	41
FS8X-QD	41
FS8X-SPQD	41
FS8XL	38
FS8XL-16	38
FS8XL-16-QD	39
FS8XL-16-SPQD	39
FS8XL-QD	39
FS8XL-SPQD	39
FSRR7B-HB	42

**WARNING WHIPS (cont.)**

Model Number.....	Page
FSRR7BLU-HB.....	42
FSRR7G-HB.....	42
FSRR7O-HB.....	42
FSRR7R-HB.....	42
FSRR7W-HB.....	42
FSRR7Y-HB.....	42
TP10X-16-O.....	40
TP13X-16-O.....	40
TP15X-16-O.....	40
TP21X-16-O.....	40
TP8X-16-O.....	40
TPCWHP10XL-16-O.....	38
TPCWHP13XL-16-O.....	38
TPCWHP15XL-16-O.....	38
TPCWHP21XL-16-O.....	38
TPCWHP8XL-16-O.....	38

**WHIP LIGHTS**

Model Number.....	Page
GSLED12-6-W.....	43
GSLED12-6-A.....	43
GSLED12-6-R.....	43
GSLED12-6-B.....	43
GSLED12-6-G.....	43
FSLED12-6-W.....	43
FSLED12-6-A.....	43
FSLED12-6-R.....	43
FSLED12-6-B.....	43
FSLED12-6-G.....	43
FS7020-KIT-W.....	43
FS7020-KIT-A.....	43
FS7020-KIT-R.....	43
FS7020-KIT-B.....	43
FS7020-KIT-G.....	43
WLFS.4LED.W.....	44
WLFS.4LED.WF.....	44
WLFS.4LED.R.....	44
WLFS.4LED.RF.....	44
WLFS.4LED.A.....	44
WLFS.4LED.AF.....	44
WLFS.4LED.B.....	44
WLFS.4LED.BF.....	44
WLFS.4LED.G.....	44
WLFS.4LED.GF.....	44

**WHIPS ACCESSORIES & PARTS**

Model Number.....	Page
05.WL.4LED.....	47
FS3000.....	45
FS3009LD.....	45
FS3009LD.....	45
FS7006.....	45
FS7006-DUD.....	45
FS7006U.....	45
FS7006U-DUD.....	45
FS7008.....	47
FS7008-2.....	47
FS7009.....	45
FS7009.....	45
FS7009PCS.....	45
FS7009PCS.....	45
FS7010-1.5.....	45
FS7010-1.75.....	45
FS7012.....	45
FS7014-1.75.....	45
FS7016.....	45
FS7017.....	45
FS7018.....	45
FS7019.....	45
FS7050.....	45

FS8025-16-G.....	47
FS8025-16-O.....	47
FS8025-16-Y.....	47
FS8025-G.....	47
FS8025-O.....	47
FS8025-Y.....	47
FS9024-16-G.....	47
FS9024-16-O.....	47
FS9024-16-Y.....	47
FS9024-G.....	47
FS9024-O.....	47
FS9024-Y.....	47
FS9025-16-G.....	47
FS9025-16-O.....	47
FS9025-16-Y.....	47
FS9025-G.....	47
FS9025-O.....	47
FS9025-Y.....	47
FS9026.....	47
FS9028.....	47
FSEXT-3.....	47
FSEXT-3-DUD.....	47
FSEXT-4.....	47
FSEXT-4-DUD.....	47
FSEXT-5.....	47
FSEXT-5-DUD.....	47
FSEXT-6.....	47
FSEXT-6-DUD.....	47
FSQD-B.....	46
FSQD-BOOT.....	46
FSQD-BPT.....	46
FSQD-KIT.....	46
FSQDB-DUD.....	46
FSQDCAP-B.....	46
FSQDKIT-DUD.....	46
FSWPPG.....	47
RRMSW.....	45
TP9028.....	47
TPFLATMOUNT.....	45
VIAMOUNT.....	45
VIAMOUNT-F.....	45
VIAMOUNT-S.....	45
VIATBPH.....	45
WDRS.....	45
ZFLENS-RKT-C-4.....	47

**WING WHIPS**

Model Number.....	Page
DELFS3OJBWUNI.....	48

**INDUSTRIAL LIGHTING**

Model Number.....	Page
0503.013.....	63
03.HD310.TUBE.....	71
03.SL208.TUBE.....	71
04.BB.CKT6V.SW.....	63
04.BB.CKT.M.A.....	63
04.BC.EMITTER.....	62
04.BC.EMITTER.A.....	62
04.BC3.CKT.A.....	62
04.BC6.CKT.A.....	62
04.BR3.CKT.A.....	63
05.BS.CKT.ASM.....	63
AL1650.....	55
AL1650T.....	55
BC3.AC.D3.....	61
BC6.AC.D3.....	61
BL.REMOTE.....	57
BPRO.....	55
BR3.AC.D3.....	59
BR3.AC1.D3.....	59
BR3.B.D3.....	59

BR3.D.D3.....	59
BR6.B.D3.....	59
BS.AC.D1.....	57
BS.AC.D2.....	57
BS.AC1.D1.....	57
BS.AC1.D2.....	57
BS.B.D1.....	57
BS.B.D2.....	57
BS.B.D3.....	57
BS.D.D1.....	57
BS.D.D2.....	57
BS.D.M.....	57
BS.DB.....	57
LUN-SV.....	52
LUN24X16.....	51
LUN24X16-AC.....	51
LUN30X12.....	51
LUN30X12-AC.....	51
LUN30X20.....	51
LUN30X20-AC.....	51
LUN327.....	51
LUN327-AC.....	51
LUN48X36.....	51
LUN48X36-AC.....	51
LUNDCK.....	51
LUNMK-RAIL.....	52
LUNMK-REAR.....	52
LWL.3.S.....	54
LWL.3.W.....	54
LWL.3.WB.....	54
PIPEMOUNT300.....	69
SL.1350.HMA.....	67
SL.1350.HSA.....	67
SL.1350.LMA.....	67
SL.1350.LSA.....	67
SL.208.M.....	71
SL.208.S.....	71
SL.2250.HMA.....	65
SL.2250.HSA.....	65
SL.2250.LMA.....	65
SL.2250.LSA.....	65
SL.300.M.....	69
SL.300.S.....	69
SL.310.HS.....	71
SL.310.LS.....	71
SL.KIT.....	71
Z400.100.....	62
Z450.034.....	71
Z450.036.....	71
Z503.006.....	63
Z503.006.....	63
Z503.006.....	62
Z503.006.....	62
Z503.008.....	63
Z503.008.....	63
Z503.008.....	63
Z503.008.....	63
Z503.008.....	62
Z503.008.....	62
Z503.013.....	63
Z503.013.....	63
Z503.013.....	63
Z503.013.....	62
Z503.013.....	62
Z503.017.....	63
Z503.017D.....	63
Z503.017D.....	63
Z503.017D.....	62
Z503.017D.....	62
Z503.018.....	63
Z503.021.....	63
Z503.022.....	63
Z503.023.....	63
Z503.024W.....	63

Z503.03.....	62
Z503.03D.....	63
Z503.03D.....	63
Z503.03D.....	62
Z503.03D.....	62
Z503.04.....	62
Z503.046.....	63
Z503.047.....	63
Z503.05.....	63
Z503.050.....	63
Z503.06.....	63
Z503.060.....	63
Z503.075D.....	63
Z503.09.....	63
Z503.09.....	63
Z503.09.....	62
Z503.09.....	62
Z506.015.....	62
Z506.016.....	62
Z507.03.....	63
Z507.03.....	71
Z544.020.....	63

**TRAFFIC & PARKING LOT SAFETY**

**CAR & PARKING STOPS**

Model Number.....	Page
16101Y.....	74
16101W.....	74
14101Y.....	74
14101W.....	74
13101Y.....	74
13101W.....	74
13190H.....	74
16201B.....	74
14201B.....	74
13201B.....	74
91400.....	74
91400G.....	74
91500.....	74
91501.....	74
CS4S.....	75
CS6C.....	75
CS6S.....	75
TS8.....	75

**SPEED BUMPS**

Model Number.....	Page
6300.....	76
24111.....	76
24300.....	76
26111.....	76
26998.....	76
26999.....	76
91400.....	76
91500.....	76
91501.....	76
23500V.....	76
23501V.....	76
23502V.....	76
91400G.....	76
SB4D.....	77
SB4S.....	77
SB6D.....	77
SB6S.....	77
SB9S.....	77

**ADDITIONAL PRODUCTS**

**GOGGLE RETAINERS**












Model Number.....	Page
GR9652.....	77
GR9662.....	77
GRB1018.....	77
GRB1021.....	77



# PROPOSITION 65

Proposition 65 requires the State of California to maintain and update a list of chemicals that can cause cancer, birth defects or other reproductive harm. Businesses with 10 or more employees that expose individuals to listed chemicals through their products or operations must provide these warnings. Below is a list of part number, names, page number the product appears on within this catalog, and full form warnings for products Checkers sells that contain chemicals listed within Prop 65. On the corresponding page there is the short form warning with reference back to this page for the full warning and more information. Please read this carefully. For more information visit [www.P65Warnings.ca.gov](http://www.P65Warnings.ca.gov).

Model(s)	Proposition 65 Warning
<b>Heavy Duty MC Series Wheel Chocks &amp; Traction - Pages 8-10</b>	
<p>MCPAD12X2.5, ACPAD-4812, MC1909, MC1910, MC1911, MC1912, MC2000, MC3000, MC3009, MC3010, MC3010-R, MC3011, MC3011-CS, MC3012, MCPAD12X2.5, MCPAD15.75X2.5, MCPAD20.25X2.5, MCPAD22.875X2.5, MCPAD28X2.25, ACPAD-6820-R, ACPAD-4812</p>	<p><b>⚠ WARNING:</b> This product can expose you to chemicals including Carbon Black, which is known to the State of California to cause cancer and birth defects or other reproductive harm. For more information go to <a href="http://www.P65Warnings.ca.gov">www.P65Warnings.ca.gov</a>.</p>
<b>Heavy Duty AT Series Wheel Chocks - Page 11</b>	
<p>AT2514VM, AT2512-RP-R, AT2512-RP-Y, AT3512-RP-R, AT3512-FBRP-Y, AT3512-RP-Y, AT2512-AC-R, AT2512-AC-Y, AT3512-AC-R, AT3512-AC-Y, AT2514-AC-R, AT2514-AC-Y, AT3514-AC-R, AT3514-FBAC-R, AT3514-AC-Y, AT3514-FBAC-Y, AT2514-RP-R, AT2514-RP-Y, AT3514-FBRP-R, AT3514-RP-R, AT3514-FBRP-Y, AT3514-RP-Y, ATPAD-2512, ATPAD-2514</p>	<p><b>⚠ WARNING:</b> This product can expose you to chemicals including Carbon Black, which is known to the State of California to cause cancer and birth defects or other reproductive harm. For more information go to <a href="http://www.P65Warnings.ca.gov">www.P65Warnings.ca.gov</a>.</p>
<b>General Purpose UC Series Wheel Chocks - Pages 12-13</b>	
<p>UC200-L, UC200-M, PC4818, UC1210, PC4812, UC200-S, UC1500-6-MOB, UC1600-A, UC1600-D, UC1600-N, UC1400-4.5, UC1400-4.5-P, UC1400-6, UC1400-6-P, UC14HM, UC14VM, UC1500-4.5, UC1500-4.5-P, UC1500-6, UC1500-6-P, UC15HM, UC15VM, UC1600, UC1600-P, UC1700, UC1700-P, UC17VM, UCTS003, 2WAYCONN</p>	<p><b>⚠ WARNING:</b> This product can expose you to chemicals including Acrylonitrile and Styrene, which is known to the State of California to cause cancer and birth defects or other reproductive harm. For more information go to <a href="http://www.P65Warnings.ca.gov">www.P65Warnings.ca.gov</a>.</p>
<b>Aviation Wheel Chocks - Pages 14-16</b>	
<p>ACPAD-6856, ACPAD-3512, AC3518-S, ACPAD-3515, AC4614-LR-P, AC4614-P, AC6820-QLR-RP-H, AC6820-QLR-H, AC6820-QLR-RP, AC3515-RP-S, AC6820LRLOC, AC6820-LR-OS-H, AC3512-S, AC3512-RP-P, AC4614-RP-P, AC6820-LR-RP-H, ACPAD-4818, ACPAD-3521, C6856-LR-RP, AC4614-NR, AC3518-RP-P, AC4614-LR-RP, AC6820-LR-RPBLU, AC6820-LR-RP, AC4614-LR, AC6820-LR-OS, AC3512-RP-S, AC6820-LR-H, AC3521-RP-S, AC3515-RP-P, AC6856-LR, AC3521-P, AC3512-P, AC3518-RP-S, AC4614-LR-H, AC3515-S, ACPAD-6820-OS, AC3521-RP-P, AC201, AC6820-LR, ACPAD-4614, AC3518-P, AC3521-S, AC6820-QLR, AC3515-P</p>	<p><b>⚠ WARNING:</b> This product can expose you to chemicals including Carbon Black, Titanium Dioxide, Formaldehyde, and Benzyl Butyl Phthalate, which are known to the State of California to cause cancer and birth defects or other reproductive harm. For more information go to <a href="http://www.P65Warnings.ca.gov">www.P65Warnings.ca.gov</a>.</p>
<b>Super Whip Heavy Duty Lighted Warning Whips™ - Page 31</b>	
<p>SW10, SW12, SW3, SW5, SW6, SW8</p>	<p><b>⚠ WARNING:</b> This product can expose you to chemicals including Nickel Compounds, which is known to the State of California to cause cancer and birth defects or other reproductive harm. For more information go to <a href="http://www.P65Warnings.ca.gov">www.P65Warnings.ca.gov</a>.</p>
<b>All-Purpose Lighted Warning Whips™ with Pigtail &amp; RCA Plugs - Page 32 &amp; 35</b>	
<p>ALL BUILD YOUR OWN MODEL NUMBERS</p>	<p><b>⚠ WARNING:</b> This product can expose you to chemicals including Nickel Compounds, which is known to the State of California to cause cancer and birth defects or other reproductive harm. For more information go to <a href="http://www.P65Warnings.ca.gov">www.P65Warnings.ca.gov</a>.</p>
<b>All-Purpose LED Wrapped Lighted Warning Whips™ - Page 36-37</b>	
<p>ALL BUILD YOUR OWN MODEL NUMBERS</p>	<p><b>⚠ WARNING:</b> This product can expose you to chemicals including Nickel Compounds, which is known to the State of California to cause cancer and birth defects or other reproductive harm. For more information go to <a href="http://www.P65Warnings.ca.gov">www.P65Warnings.ca.gov</a>.</p>
<b>Threaded Hex Base General Purpose Lighted Safety Whips - Page 38</b>	
<p>FS12L, FS12XL, FS12L-16, FS12XL-16, FS12L-T, FS12L-NF, FS10L, FS10XL, FS10L-16, FS10XL-16, FS10L-T, FS10L-NF, FS8L, FS8XL, FS8L-16, FS8XL-16, FS8L-T, FS8L-NF, FS6L, FS6XL, FS6L-16, FS6XL-16, FS6L-T, FS6L-NF, FS5L, FS5XL, FS5L-16, FS5XL-16, FS5L-T, FS5L-NF, FS3L, FS3XL, FS3L-16, FS3XL-16, FS3L-T, FS3L-NF</p>	<p><b>⚠ WARNING:</b> This product can expose you to chemicals including Nickel Compounds, which is known to the State of California to cause cancer and birth defects or other reproductive harm. For more information go to <a href="http://www.P65Warnings.ca.gov">www.P65Warnings.ca.gov</a>.</p>
<b>Telescoping Pole General Purpose Lighted Safety Whips - Page 38</b>	
<p>TPCWHP21XL-16-O, TPCWHP15XL-16-O, TPCWHP13XL-16-O, TPCWHP10XL-16-O, TPCWHP8XL-16-O</p>	<p><b>⚠ WARNING:</b> This product can expose you to chemicals including Nickel Compounds, which is known to the State of California to cause cancer and birth defects or other reproductive harm. For more information go to <a href="http://www.P65Warnings.ca.gov">www.P65Warnings.ca.gov</a>.</p>

Model(s)	Proposition 65 Warning
<b>Quick Disconnect Base General Purpose Lighted Safety Whips - Page 39</b>	
FS12L-QD, FS12XL-QD, FS12L-16-QD, FS12XL-16-QD, FS12L-QD-NF, FS10L-QD, FS10XL-QD, FS10L-16-QD, FS10XL-16-QD, FS10L-QD-NF, FS8L-QD, FS8XL-QD, FS8L-16-QD, FS8XL-16-QD, FS8L-QD-NF, FS6L-QD, FS6XL-QD, FS6L-16-QD, FS6XL-16-QD, FS6L-QD-NF, FS5L-QD, FS5XL-QD, FS5L-16-QD, FS5XL-16-QD, FS5L-QD-NF, FS3L-QD, FS3XL-QD, FS3L-16-QD, FS3XL-16-QD, FS3L-QD-NF	 <b>WARNING:</b> This product can expose you to chemicals including Nickel Compounds, which is known to the State of California to cause cancer and birth defects or other reproductive harm. For more information go to <a href="http://www.P65Warnings.ca.gov">www.P65Warnings.ca.gov</a> .
<b>Split Pole And Quick Disconnect Base General Purpose Lighted Safety Whips - Page 39</b>	
FS12L-SPQD, FS12XL-SPQD, FS12L-16-SPQD, FS12XL-16-SPQD, FS12L-SPQD-NF, FS10L-SPQD, FS10XL-SPQD, FS10L-16-SPQD, FS10XL-16-SPQD, FS10L-SPQD-NF, FS8L-SPQD, FS8XL-SPQD, FS8L-16-SPQD, FS8XL-16-SPQD, FS8L-SPQD-NF	 <b>WARNING:</b> This product can expose you to chemicals including Nickel Compounds, which is known to the State of California to cause cancer and birth defects or other reproductive harm. For more information go to <a href="http://www.P65Warnings.ca.gov">www.P65Warnings.ca.gov</a> .
<b>Warning Whip Replacement Lights - Page 43</b>	
GSLED12-6-W, GSLED12-6-A, GSLED12-6-R, GSLED12-6-B, GSLED12-6-G, FSLED12-6-W, FSLED12-6-A, FSLED12-6-R, FSLED12-6-B, FSLED12-6-G, FS7020-KIT-W, FS7020-KIT-A, FS7020-KIT-R, FS7020-KIT-B, FS7020-KIT-G	 <b>WARNING:</b> This product can expose you to chemicals including Nickel Compounds, which is known to the State of California to cause cancer and birth defects or other reproductive harm. For more information go to <a href="http://www.P65Warnings.ca.gov">www.P65Warnings.ca.gov</a> .
<b>Large Vehicle Identification Lights - Page 51</b>	
LUN24X16, LUN24X16-AC, LUN48X36 LUN48X36-AC, LUN327 LUN327-AC, LUNDCK ALL COLOR OPTIONS	 <b>WARNING:</b> This product can expose you to chemicals including Isopropylidenediphenol, Methylene Chloride, Ethanol, Ethylbenzene, Hexane, Lead, Methanol, Nickel Compounds, and Naphthalene, which are known to the State of California to cause cancer and birth defects or other reproductive harm. For more information go to <a href="http://www.P65Warnings.ca.gov">www.P65Warnings.ca.gov</a> .
<b>Small Vehicle Identification Lights - Page 53</b>	
LUN-SV & ALL BUILD YOU OWN MODEL NUMBERS	 <b>WARNING:</b> This product can expose you to chemicals including Isopropylidenediphenol, Methylene Chloride, Ethanol, Ethylbenzene, Hexane, Lead, Methanol, Nickel Compounds, and Naphthalene, which are known to the State of California to cause cancer and birth defects or other reproductive harm. For more information go to <a href="http://www.P65Warnings.ca.gov">www.P65Warnings.ca.gov</a> .
<b>LED Work Lights - Page 54</b>	
AL1650, AL1650T ALL COLOR OPTIONS	 <b>WARNING:</b> This product can expose you to chemicals including Isopropylidenediphenol, Methylene Chloride, Ethanol, Ethylbenzene, Hexane, Lead, Methanol, Nickel Compounds, and Naphthalene, which are known to the State of California to cause cancer and birth defects or other reproductive harm. For more information go to <a href="http://www.P65Warnings.ca.gov">www.P65Warnings.ca.gov</a> .
<b>Arrow Board - Page 55</b>	
AL1650, AL1650T ALL COLOR OPTIONS	 <b>WARNING:</b> This product can expose you to chemicals including Isopropylidenediphenol, Methylene Chloride, Ethanol, Ethylbenzene, Hexane, Lead, Methanol, Nickel Compounds, and Naphthalene, which are known to the State of California to cause cancer and birth defects or other reproductive harm. For more information go to <a href="http://www.P65Warnings.ca.gov">www.P65Warnings.ca.gov</a> .
<b>Solar Barricade Lights - Page 57</b>	
BS.AC.D1, BS.AC.D2, BS.AC1.D1, BS.AC1.D2, BS.D.D1 BS.D.D2, BS.D.M, BS.B.D1, BS.B.D2, BS.B.D3, BS.DB ALL COLOR OPTIONS BL.REMOTE	 <b>WARNING:</b> This product can expose you to chemicals including Isopropylidenediphenol, Methylene Chloride, Ethanol, Ethylbenzene, Hexane, Lead, Methanol, Nickel Compounds, and Naphthalene, which are known to the State of California to cause cancer and birth defects or other reproductive harm. For more information go to <a href="http://www.P65Warnings.ca.gov">www.P65Warnings.ca.gov</a> .
<b>Premium Barricade Lights - Page 59</b>	
BR3.AC.D3, BR3.AC1.D3 BR3.B.D3, BR3.D.D3 ALL COLOR OPTIONS BL.REMOTE	 <b>WARNING:</b> This product can expose you to chemicals including Isopropylidenediphenol, Methylene Chloride, Ethanol, Ethylbenzene, Hexane, Lead, Methanol, Nickel Compounds, and Naphthalene, which are known to the State of California to cause cancer and birth defects or other reproductive harm. For more information go to <a href="http://www.P65Warnings.ca.gov">www.P65Warnings.ca.gov</a> .
<b>Economy Barricade Lights - Page 61</b>	
BC3.AC.D3 BC6.AC.D3 ALL COLOR OPTIONS	 <b>WARNING:</b> This product can expose you to chemicals including Isopropylidenediphenol, Methylene Chloride, Ethanol, Ethylbenzene, Hexane, Lead, Methanol, Nickel Compounds, and Naphthalene, which are known to the State of California to cause cancer and birth defects or other reproductive harm. For more information go to <a href="http://www.P65Warnings.ca.gov">www.P65Warnings.ca.gov</a> .
<b>Economy Barricade Light Replacement Parts - Page 62</b>	
O4.BC3.CKT.A, O4.BC.EMITTER.A, Z503.03 Z503.013, O4.BC6.CKT.A O4.BC.EMITTER, Z506.015, Z503.013 ALL COLOR OPTIONS	 <b>WARNING:</b> This product can expose you to chemicals including Isopropylidenediphenol, Methylene Chloride, Ethanol, Ethylbenzene, Hexane, Lead, Methanol, Nickel Compounds, and Naphthalene, which are known to the State of California to cause cancer and birth defects or other reproductive harm. For more information go to <a href="http://www.P65Warnings.ca.gov">www.P65Warnings.ca.gov</a> .













**CHECKERS**

620 Compton St.  
Broomfield, CO 80020

**PHONE:** (800) 438-9336

**FAX:** (720) 890-4858

**EMAIL:** [sales@checkers-safety.com](mailto:sales@checkers-safety.com)

[www.checkers-safety.com](http://www.checkers-safety.com)

Ver: 10/18  
MKTSLB0001

A PRODUCT OF:



**Justrite**<sup>™</sup>  
Safety Group

Justrite Safety Group is the leading source of safety equipment for flammables and hazardous materials storage and handling, asset protection, environmental protection spill containment, absorbents, specialized chemical storage, cable management, safety showers and eye/face washes, matting, and vehicle safety equipment. Learn more at [Justrite.com](http://Justrite.com), [Checkers-safety.com](http://Checkers-safety.com), and [Notrax.com](http://Notrax.com).