





SECTION VII



Statistics



Election Returns

The following chapter is intended to be an easy resource for election, state, county, and municipal data.





In the geographic data section, chapter references are to Private Acts of the state of Tennessee; code sections refer to the three uniform charters set forth in the Tennessee Code Annotated (T.C.A.). The year in which the city adopted the uniform charter appears after the section numbers.





 Republican |  Democrat

Presidential Preference






March 3, 2020






Republican Presidential Preference Primary

County	 Donald J. Trump	 Joe Walsh	 Bill Weld	 Uncommitted
ANDERSON	4,281	34	63	37
BEDFORD	2,678	6	11	18
BENTON	1,083	5	2	4
BLED SOE	906	2	3	4
BLOUNT	10,701	163	110	247
BRADLEY	8,394	66	51	53
CAMPBELL	1,941	5	21	9
CANNON	931	3	3	6
CARROLL	1,648	12	6	4
CARTER	4,468	40	23	47
CHEATHAM	2,043	14	18	17
CHESTER	1,365	6	6	20
CLAIBORNE	2,003	13	9	9
CLAY	394	4	4	4
COCKE	3,502	27	26	42
COFFEE	5,339	92	50	177
CROCKETT	1,109	7	2	8
CUMBERLAND	8,923	124	55	162
DAVIDSON	15,375	205	358	252
DECATUR	738	3	6	4
DEKALB	939	2	3	8
DICKSON	2,444	18	10	20
DYER	2,092	9	10	5
FAYETTE	3,089	15	17	12
FENTRESS	1,446	7	7	4
FRANKLIN	3,770	43	28	51
GIBSON	2,745	11	8	14
GILES	1,854	9	7	4
GRAINGER	2,495	38	25	16
GREENE	5,218	34	29	54
GRUNDY	1,048	3	6	6
HAMBLEN	5,464	77	33	93
HAMILTON	23,661	296	296	597
HANCOCK	546	4	5	7
HARDEMAN	974	4	5	3
HARDIN	1,984	15	12	6
HAWKINS	4,154	26	23	26
HAYWOOD	548	3	2	3
HENDERSON	3,314	40	22	57
HENRY	2,345	13	10	10
HICKMAN	1,243	5	10	6
HOUSTON	477	2	3	5
HUMPHREYS	1,043	7	6	9
JACKSON	691	2	1	3
JEFFERSON	4,130	49	44	40
JOHNSON	1,443	10	9	10
KNOX	32,978	709	727	1,192
LAKE	297	2	1	1
LAUDERDALE	1,055	8	2	5
LAWRENCE	2,225	12	11	7
LEWIS	846	4	2	5
LINCOLN	3,192	10	20	16
LOUDON	6,061	60	67	113
MACON	2,018	18	12	16
MADISON	4,446	34	27	37
MARION	2,130	11	12	21
MARSHALL	1,741	11	9	12
MAURY	6,061	43	42	83
MCMINN	5,539	67	41	77
MCNAIRY	1,738	7	7	2
MEIGS	1,668	29	15	31
MONROE	4,359	31	26	36
MONTGOMERY	9,011	151	94	205
MOORE	653	4	2	0
MORGAN	1,369	11	4	3
OBION	2,118	5	8	5
OVERTON	1,271	10	4	6
PERRY	467	3	2	4
PICKETT	617	4	3	13
POLK	1,835	10	9	12
PUTNAM	4,266	38	17	42
RHEA	2,456	26	13	34
ROANE	3,963	24	35	28
ROBERTSON	3,530	28	23	23
RUTHERFORD	14,792	161	145	196
SCOTT	1,081	4	4	1
SEQUATCHIE	958	4	8	7
SEVIER	7,018	60	59	71
SHELBY	21,282	260	274	326






County	 Donald J. Trump	 Joe Walsh	 Bill Weld	 Uncommitted
SMITH	3,057	44	19	62
STEWART	982	5	4	11
SULLIVAN	8,081	74	69	72
SUMNER	9,870	94	87	78
TIPTON	3,674	28	21	17
TROUSDALE	481	1	2	3
UNICOI	1,991	13	8	22
UNION	1,101	8	7	7
VAN BUREN	391	1	2	0
WARREN	1,968	17	11	5
WASHINGTON	9,871	155	131	193
WAYNE	1,119	4	1	3
WEAKLEY	1,900	8	11	17
WHITE	2,135	9	7	23
WILLIAMSON	15,483	137	239	283
WILSON	12,142	148	120	329
TOTALS	384,266	4,178	3,922	5,948






Democratic Presidential Preference Primary

County	 Michael Bennet	 Joseph R. Biden	 Michael R. Bloomberg	 Cory Booker	 Pete Buttigieg
ANDERSON	19	2,222	886	7	250
BEDFORD	8	799	284	5	60
BENTON	4	402	129	0	39
BLED SOE	2	311	85	1	17
BLOUNT	11	3,170	1,295	9	391
BRADLEY	8	1,762	706	11	174
CAMPBELL	3	525	205	4	15
CANNON	2	281	105	0	18
CARROLL	10	548	162	2	28
CARTER	4	823	344	1	72
CHEATHAM	5	882	495	4	120
CHESTER	3	297	64	0	13
CLAIBORNE	3	444	166	1	24
CLAY	2	149	65	1	8
COCKE	2	446	209	4	43
COFFEE	9	1,124	473	8	116
CROCKETT	5	348	74	3	12
CUMBERLAND	13	1,423	643	6	132
DAVIDSON	136	32,882	12,164	118	3,797
DECATUR	2	231	91	4	9
DEKALB	4	447	165	3	24
DICKSON	10	1,195	462	2	81
DYER	6	647	259	1	22
FAYETTE	17	1,534	482	12	49
FENTRESS	2	226	105	2	16
FRANKLIN	6	1,225	435	8	70
GIBSON	18	1,272	292	8	48
GILES	4	729	250	5	43
GRAINGER	3	268	117	0	19
GREENE	7	1,118	372	3	102
GRUNDY	5	265	126	1	19
HAMBLEN	10	994	345	8	72
HAMILTON	62	16,296	5,556	38	1,076
HANCOCK	1	68	27	0	5
HARDEMAN	26	1,103	342	3	13
HARDIN	1	520	107	2	19
HAWKINS	4	865	281	3	45
HAYWOOD	11	848	363	3	11
HENDERSON	5	395	79	0	14
HENRY	9	768	361	9	65
HICKMAN	3	417	170	1	40
HOUSTON	1	197	60	2	18
HUMPHREYS	4	455	220	4	33
JACKSON	1	234	76	1	22
JEFFERSON	2	862	352	4	59
JOHNSON	2	226	89	0	35
KNOX	95	14,885	6,512	54	2,044
LAKE	7	133	39	1	2
LAUDERDALE	10	727	245	3	15
LAWRENCE	8	803	272	2	25
LEWIS	3	169	83	0	17
LINCOLN	6	648	227	4	32
LOUDON	9	1,295	746	4	179
MACON	4	209	128	0	24
MADISON	30	4,063	1,003	19	128
MARION	24	1,027	441	13	76
MARSHALL	2	683	256	5	47
MAURY	10	2,517	844	8	216
MCMINN	11	953	361	4	73
MCNAIRY	6	573	139	4	16
MEIGS	2	258	101	4	13







County	 Michael Bennet	 Joseph R. Biden	 Michael R. Bloomberg	 Cory Booker	 Pete Buttigieg
MONROE	1	867	386	1	59
MONTGOMERY	52	5,351	1,711	29	373
MOORE	1	138	60	0	12
MORGAN	7	236	124	0	22
OBION	5	580	145	4	36
OVERTON	10	512	248	9	31
PERRY	0	135	55	1	12
PICKETT	0	132	66	0	8
POLK	5	467	176	1	27
PUTNAM	9	1,361	632	11	224
RHEA	4	541	210	1	26
ROANE	6	1,297	559	2	145
ROBERTSON	12	1,621	652	6	116
RUTHERFORD	49	9,112	2,832	48	878
SCOTT	1	192	61	1	7
SEQUATCHIE	1	270	131	0	26
SEVIER	4	1,536	588	2	153
SHELBY	623	50,280	18,185	311	1,748
SMITH	10	391	291	5	34
STEWART	5	279	133	3	21
SULLIVAN	17	3,147	1,017	2	268
SUMNER	27	4,997	1,708	19	402
TIPTON	8	1,144	460	3	44
TROUSDALE	1	182	111	1	13
UNICOI	1	265	117	1	22
UNION	1	289	103	0	8
VAN BUREN	3	132	69	3	9
WARREN	16	817	412	11	71
WASHINGTON	13	2,828	1,039	7	370
WAYNE	1	155	62	2	17
WEAKLEY	10	624	192	2	42
WHITE	1	481	205	1	41
WILLIAMSON	28	10,441	3,932	19	1,086
WILSON	16	3,404	1,582	10	486
TOTALS	1,650	215,390	79,789	953	17,102







Democratic Presidential Preference Primary, Continued

County	 Julián Castro	 John K. Delaney	 Tulsi Gabbard	 Amy Klobuchar	 Deval Patrick
ANDERSON	2	0	35	209	1
BEDFORD	1	3	15	65	2
BENTON	0	1	3	21	0
BLEDSoE	0	0	3	17	1
BLOUNT	3	2	45	257	1
BRADLEY	2	4	29	155	1
CAMPBELL	1	2	3	13	1
CANNON	0	0	5	20	1
CARROLL	2	1	2	16	0
CARTER	1	7	13	36	1
CHEATHAM	1	2	14	70	0
CHESTER	0	1	4	12	1
CLAIBORNE	0	1	6	35	0
CLAY	1	1	1	11	0
COCKE	0	3	2	38	1
COFFEE	5	1	15	83	1
CROCKETT	1	1	5	10	1
CUMBERLAND	2	2	10	134	0
DAVIDSON	38	24	378	1,795	19
DECATUR	1	2	7	8	0
DEKALB	1	2	6	27	0
DICKSON	1	3	12	52	1
DYER	0	1	3	18	4
FAYETTE	4	10	13	29	3
FENTRESS	0	1	3	17	0
FRANKLIN	4	0	7	63	2
GIBSON	1	3	11	26	1
GILES	0	3	4	23	0
GRAINGER	0	1	3	13	0
GREENE	2	1	23	70	2
GRUNDY	2	3	2	8	1
HAMBLEN	1	7	11	60	0
HAMILTON	7	7	144	624	7
HANCOCK	0	0	1	3	0
HARDEMAN	0	4	4	10	1
HARDIN	0	0	5	22	0
HAWKINS	2	3	8	32	1
HAYWOOD	1	1	1	15	1
HENDERSON	1	0	4	17	0
HENRY	3	1	8	44	1
HICKMAN	0	1	3	27	0
HOUSTON	0	1	2	4	0
HUMPHREYS	0	0	6	30	1

County	 Julián Castro	 John K. Delaney	 Tulsi Gabbard	 Amy Klobuchar	 Deval Patrick
JACKSON	0	1	4	11	0
JEFFERSON	0	2	7	43	0
JOHNSON	0	2	3	22	1
KNOX	10	25	223	1,256	9
LAKE	1	0	0	2	0
LAUDERDALE	0	3	5	13	2
LAWRENCE	1	2	11	39	1
LEWIS	0	2	6	10	0
LINCOLN	3	0	8	28	0
LOUDON	3	3	11	178	0
MACON	1	1	2	9	0
MADISON	1	9	16	115	4
MARION	4	19	67	62	2
MARSHALL	0	2	7	35	2
MAURY	2	1	25	134	4
MCMINN	3	1	15	55	5
MCNAIRY	0	2	4	10	0
MEIGS	0	2	5	21	0
MONROE	1	1	6	50	1
MONTGOMERY	16	17	67	236	8
MOORE	0	1	2	5	0
MORGAN	0	1	6	11	1
OBION	2	2	6	24	1
OVERTON	2	1	8	26	1
PERRY	0	1	4	6	0
PICKETT	0	0	0	12	0
POLK	0	1	11	43	2
PUTNAM	2	1	27	156	3
RHEA	1	0	10	15	0
ROANE	1	5	23	117	2
ROBERTSON	3	5	26	98	1
RUTHERFORD	15	10	120	445	3
SCOTT	0	0	4	7	0
SEQUATCHIE	0	0	4	24	1
SEVIER	2	3	23	83	3
SHELBY	50	100	229	1,123	54
SMITH	1	2	3	28	0
STEWART	1	0	3	24	0
SULLIVAN	1	3	43	191	2
SUMNER	7	4	72	234	4
TIPTON	1	6	13	30	1
TROUSDALE	0	0	1	9	0
UNICOI	0	0	5	23	0
UNION	0	0	6	4	0
VAN BUREN	0	1	1	8	0
WARREN	3	5	22	59	1
WASHINGTON	2	4	36	221	0
WAYNE	1	0	0	4	0
WEAKLEY	0	1	10	45	1
WHITE	4	2	11	24	1
WILLIAMSON	4	6	133	709	3
WILSON	3	7	43	295	1
TOTALS	239	378	2,278	10,671	182

Democratic Presidential Preference Primary, Continued



County	 Bernie Sanders	 Tom Steyer	 Elizabeth Warren	 Marianne Williamson	 Andrew Yang	 Uncommitted
ANDERSON	1,701	25	703	2	15	11
BEDFORD	446	18	130	2	5	1
BENTON	160	10	41	2	3	1
BLED SOE	102	0	27	0	5	5
BLOUNT	2,242	20	865	5	13	10
BRADLEY	1,239	19	360	1	12	12
CAMPBELL	257	3	83	0	3	3
CANNON	182	3	55	0	1	1
CARROLL	220	7	49	1	1	2
CARTER	766	9	219	0	5	7
CHEATHAM	761	13	304	2	2	1
CHESTER	139	6	53	1	2	0
CLAIBORNE	272	6	67	2	2	6
CLAY	77	2	16	0	0	1
COCKE	324	6	75	1	2	1
COFFEE	672	14	196	12	14	13
CROCKETT	83	5	17	0	2	1
CUMBERLAND	614	23	258	5	8	16
DAVIDSON	25,730	331	14,813	248	261	285
DECATUR	89	4	19	0	0	5
DEKALB	203	12	74	2	1	3
DICKSON	703	16	262	1	10	9
DYER	231	3	65	0	1	2
FAYETTE	427	6	119	2	2	2
FENTRESS	130	5	50	0	1	3



County	 Bernie Sanders	 Tom Steyer	 Elizabeth Warren	 Marianne Williamson	 Andrew Yang	 Uncommitted
FRANKLIN	587	14	326	2	2	9
GIBSON	356	13	82	1	4	4
GILES	287	6	77	0	0	2
GRAINGER	157	6	48	1	0	7
GREENE	700	26	241	12	11	5
GRUNDY	116	8	55	1	2	20
HAMBLEN	676	6	144	2	4	4
HAMILTON	9,428	110	3,640	16	78	48
HANCOCK	38	0	3	0	0	0
HARDEMAN	202	9	44	6	4	9
HARDIN	153	9	45	1	4	4
HAWKINS	481	12	104	2	7	10
HAYWOOD	152	5	42	1	1	0
HENDERSON	157	1	27	0	1	3
HENRY	329	10	111	1	3	3
HICKMAN	257	5	84	2	4	4
HOUSTON	82	1	28	2	0	5
HUMPHREYS	239	9	56	0	2	6
JACKSON	139	5	34	0	2	2
JEFFERSON	546	7	186	2	6	5
JOHNSON	177	4	46	0	1	0
KNOX	14,722	123	6,245	20	107	84
LAKE	51	0	8	0	1	0
LAUDERDALE	223	8	36	0	6	5
LAWRENCE	379	10	89	1	1	6
LEWIS	192	0	43	0	0	1
LINCOLN	287	11	112	0	2	6
LOUDON	640	14	244	3	5	5
MACON	161	2	26	0	1	1
MADISON	1,121	39	416	7	10	17
MARION	420	23	158	3	13	65
MARSHALL	385	9	126	3	4	3
MAURY	1,478	16	485	2	12	18
MCMINN	453	28	160	1	6	13
MCNAIRY	153	3	34	3	5	3
MEIGS	101	4	25	0	0	4
MONROE	403	7	104	1	3	9
MONTGOMERY	3,406	57	1,024	5	44	14
MOORE	51	2	24	2	0	2
MORGAN	165	7	56	0	1	4
OBION	202	7	54	0	4	3
OVERTON	281	10	61	4	4	7
PERRY	75	3	16	0	0	0
PICKETT	48	2	12	0	0	0
POLK	222	8	47	2	2	38
PUTNAM	1,509	29	422	0	12	11
RHEA	266	7	72	1	2	7
ROANE	743	11	244	2	5	7
ROBERTSON	859	25	298	1	8	12
RUTHERFORD	7,803	75	2,516	10	75	21
SCOTT	108	3	25	1	0	2
SEQUATCHIE	161	1	50	0	1	0
SEVIER	1,149	12	309	5	7	9
SHELBY	20,492	280	8,465	28	127	108
SMITH	239	7	73	1	6	14
STEWART	148	3	43	0	4	3
SULLIVAN	2,252	29	660	6	12	8
SUMNER	2,879	44	1,201	8	16	9
TIPTON	517	9	174	0	3	3
TROUSDALE	81	2	21	0	0	0
UNICOI	283	2	56	0	1	2
UNION	159	7	25	0	3	3
VAN BUREN	58	2	24	0	0	3
WARREN	506	19	157	1	5	12
WASHINGTON	3,096	31	934	2	12	9
WAYNE	58	3	22	2	0	3
WEAKLEY	323	6	138	2	2	16
WHITE	274	10	67	1	4	21
WILLIAMSON	4,671	50	2,881	9	33	11
WILSON	1,886	40	907	11	21	38
TOTALS	129,168	1,932	53,732	498	1,097	1,191

United States President

November 3, 2020

General

County	 Donald J. Trump	 Joseph R. Biden	Don Blankenship (Independent)	Roque "Rocky" De La Fuente (Independent)	Howie Hawkins (Independent)
ANDERSON	23,184	11,741	56	12	52
BEDFORD	14,354	4,453	32	8	24
BENTON	5,668	1,529	8	1	6
BLED SOE	4,725	971	13	2	4
BLOUNT	47,369	17,932	141	37	99
BRADLEY	35,204	9,851	85	24	53
CAMPBELL	12,331	2,441	24	2	9
CANNON	5,190	1,261	12	2	6
CARROLL	9,205	2,559	18	3	12
CARTER	19,584	4,529	27	6	39
CHEATHAM	14,438	5,514	31	15	27
CHESTER	5,952	1,412	23	8	7
CLAIBORNE	10,604	2,202	11	7	6
CLAY	2,733	735	5	1	4
COCKE	12,162	2,533	12	5	23
COFFE	17,883	5,705	59	24	49
CROCKETT	4,673	1,382	3	3	6
CUMBERLAND	25,168	6,728	62	9	31
DAVIDSON	100,218	199,703	600	421	729
DECATUR	4,229	904	15	4	10
DEKALB	6,672	1,750	9	4	6
DICKSON	17,643	6,106	55	17	40
DYER	11,768	3,158	16	9	7
FAYETTE	15,690	7,027	18	9	30
FENTRESS	7,441	1,214	18	2	6
FRANKLIN	13,987	4,864	30	7	27
GIBSON	16,259	5,771	48	8	32
GILES	9,784	3,298	14	3	9
GRAINGER	8,565	1,467	12	2	9
GREENE	22,259	5,199	87	11	64
GRUNDY	4,802	988	11	3	9
HAMBLEN	18,811	5,500	33	10	20
HAMILTON	92,108	75,522	281	82	273
HANCOCK	2,372	362	5	0	0
HARDEMAN	5,760	4,180	35	7	8
HARDIN	9,559	1,775	28	7	6
HAWKINS	20,405	4,083	42	10	26
HAYWOOD	3,343	4,012	15	4	7
HENDERSON	9,797	2,092	17	4	6
HENRY	11,239	3,548	25	12	20
HICKMAN	7,577	2,130	15	5	6
HOUSTON	2,788	871	14	3	3
HUMPHREYS	6,120	2,017	20	2	14
JACKSON	4,118	1,135	4	3	3
JEFFERSON	18,651	4,654	45	11	20
JOHNSON	6,468	1,246	13	2	12
KNOX	124,540	91,422	361	126	414
LAKE	1,492	526	1	0	0
LAUDERDALE	5,674	3,193	9	3	11
LAWRENCE	15,334	3,195	27	2	18
LEWIS	4,474	1,072	4	0	8
LINCOLN	12,281	2,919	33	23	23
LOUDON	21,713	6,948	76	16	49
MACON	8,096	1,307	15	4	10
MADISON	23,943	18,390	74	26	48
MARION	9,911	3,177	29	4	20
MARSHALL	11,043	3,605	14	5	32
MAURY	31,464	14,418	71	27	57
MCMINN	18,198	4,361	33	8	22
MCNAIRY	9,093	1,943	22	5	15
MEIGS	4,467	1,008	11	1	5
MONROE	16,783	3,764	37	8	24
MONTGOMERY	42,187	32,472	138	68	150
MOORE	2,888	573	11	1	5
MORGAN	6,930	1,167	7	5	7
OBION	10,790	2,589	27	4	11
OVERTON	7,918	2,033	17	2	12
PERRY	2,775	615	3	0	11
PICKETT	2,381	525	2	0	2
POLK	6,792	1,492	6	2	5
PUTNAM	23,759	9,185	50	19	64
RHEA	11,050	2,369	23	5	17
ROANE	19,230	6,043	57	17	45
ROBERTSON	24,536	8,692	48	15	39
RUTHERFORD	81,480	59,341	235	87	280
SCOTT	8,004	986	7	1	2
SEQUATCHIE	5,855	1,298	5	0	11
SEVIER	33,783	8,721	111	23	57
SHELBY	129,815	246,105	670	219	577

County	 Donald J. Trump	 Joseph R. Biden	Don Blankenship (Independent)	Roque "Rocky" De La Fuente (Independent)	Howie Hawkins (Independent)
SMITH	7,136	1,802	19	3	11
STEWART	4,950	1,232	9	2	11
SULLIVAN	55,860	17,272	122	35	89
SUMNER	63,454	27,680	137	49	112
TIPTON	20,070	6,837	46	13	28
TROUSDALE	2,936	1,012	2	0	2
UNICOI	6,599	1,615	15	2	6
UNION	6,803	1,249	9	2	6
VAN BUREN	2,342	544	1	1	2
WARREN	11,850	3,924	23	9	25
WASHINGTON	40,444	18,638	106	33	104
WAYNE	5,795	820	11	2	5
WEAKLEY	10,396	3,020	31	12	28
WHITE	9,606	2,143	14	1	9
WILLIAMSON	86,469	50,161	276	88	116
WILSON	50,296	22,254	163	51	81
TOTALS	1,852,475	1,143,711	5,365	1,860	4,545

General, Continued

County	Jo Jorgensen (Independent)	Alyson Kennedy (Independent)	Gloria La Riva (Independent)	Kanye West (Independent)	Write-In R19 Boddie
ANDERSON	397	33	13	69	0
BEDFORD	155	9	6	45	0
BENTON	35	3	2	8	0
BLED SOE	33	2	1	7	0
BLOUNT	834	27	12	130	0
BRADLEY	500	15	17	102	0
CAMPBELL	101	5	2	18	0
CANNON	63	7	2	12	0
CARROLL	90	7	2	9	0
CARTER	243	14	13	33	0
CHEATHAM	205	5	1	24	0
CHESTER	87	15	6	71	0
CLAIBORNE	83	8	0	22	0
CLAY	22	2	0	4	0
COCKE	93	7	4	20	0
COFFEE	242	71	30	219	0
CROCKETT	30	4	1	12	0
CUMBERLAND	232	13	1	35	0
DAVIDSON	3,543	632	1,072	2,601	1
DECATUR	21	12	4	42	0
DEKALB	60	1	2	9	0
DICKSON	260	39	29	134	0
DYER	96	9	1	13	0
FAYETTE	145	16	7	42	0
FENTRESS	36	2	0	10	0
FRANKLIN	164	7	8	33	0
GIBSON	160	15	5	31	0
GILES	68	3	2	22	0
GRAINGER	61	2	2	13	0
GREENE	205	58	23	180	0
GRUNDY	34	1	0	6	0
HAMBLEN	195	17	8	37	0
HAMILTON	2,229	66	62	393	0
HANCOCK	4	0	0	1	0
HARDEMAN	40	11	6	13	0
HARDIN	52	28	13	70	0
HAWKINS	208	10	8	32	0
HAYWOOD	31	7	3	15	0
HENDERSON	80	7	3	14	0
HENRY	164	7	5	24	0
HICKMAN	74	4	4	17	0
HOUSTON	18	13	8	38	0
HUMPHREYS	46	2	1	14	0
JACKSON	48	5	0	6	0
JEFFERSON	184	10	3	35	0
JOHNSON	45	3	0	10	0
KNOX	2,879	102	89	468	0
LAKE	9	0	1	5	0
LAUDERDALE	49	7	1	18	0
LAWRENCE	116	6	5	15	0
LEWIS	27	7	2	15	0
LINCOLN	126	41	15	147	0
LOUDON	270	55	32	181	0
MACON	43	3	0	9	0
MADISON	327	35	23	83	0
MARION	93	3	3	16	0
MARSHALL	126	13	6	34	0
MAURY	486	25	10	93	0
MCMINN	183	4	5	29	0
MCMANIS	56	33	15	93	0
MEIGS	34	0	0	6	0

County	Jo Jorgensen (Independent)	Alyson Kennedy (Independent)	Gloria La Riva (Independent)	Kanye West (Independent)	Write-In R19 Boddie
MONROE	150	3	2	24	0
MONTGOMERY	1,439	62	39	202	0
MOORE	30	4	2	25	0
MORGAN	91	4	4	13	0
OBION	68	8	3	21	0
OVERTON	47	4	0	4	0
PERRY	20	1	0	3	0
PICKETT	11	1	2	7	0
POLK	43	5	1	14	0
PUTNAM	428	14	10	48	0
RHEA	130	9	3	28	0
ROANE	308	43	28	143	0
ROBERTSON	300	17	8	60	0
RUTHERFORD	1,853	104	54	440	0
SCOTT	32	5	0	15	0
SEQUATCHIE	64	3	1	14	0
SEVIER	402	83	46	307	0
SHELBY	2,426	241	229	1,601	0
SMITH	62	7	2	9	0
STEWART	65	6	6	12	0
SULLIVAN	773	32	20	135	0
SUMNER	940	59	25	174	0
TIPTON	224	21	9	56	0
TROUSDALE	35	2	0	9	0
UNICOI	50	4	1	14	0
UNION	44	2	0	8	0
VAN BUREN	23	2	0	6	0
WARREN	119	10	6	41	0
WASHINGTON	668	50	43	105	0
WAYNE	27	2	1	4	0
WEAKLEY	84	34	19	111	0
WHITE	106	3	0	13	0
WILLIAMSON	1,494	37	34	257	0
WILSON	781	126	104	449	0
TOTALS	29,877	2,576	2,301	10,279	1

General, Continued

County	Write-In Brian Carroll	Write-In Tom Hoefling	Write-In Jade Simmons	Write-In Kasey Wells
ANDERSON	11	1	1	0
BEDFORD	2	0	0	0
BENTON	0	0	0	0
BLED SOE	0	0	0	0
BLOUNT	24	1	3	0
BRADLEY	14	0	0	0
CAMPBELL	0	0	0	0
CANNON	2	0	0	0
CARROLL	0	0	0	0
CARTER	0	3	1	0
CHEATHAM	0	0	0	0
CHESTER	3	0	0	0
CLAIBORNE	2	0	0	0
CLAY	0	0	0	0
COCKE	0	0	0	0
COFFEE	0	0	0	0
CROCKETT	0	0	0	0
CUMBERLAND	0	0	0	0
DAVIDSON	137	1	0	0
DECATUR	0	0	0	0
DEKALB	0	0	0	0
DICKSON	0	0	0	0
DYER	1	0	1	0
FAYETTE	0	0	0	0
FENTRESS	0	0	0	0
FRANKLIN	3	0	2	0
GIBSON	6	0	0	0
GILES	1	0	0	0
GRAINGER	1	0	0	0
GREENE	0	0	1	0
GRUNDY	0	1	0	0
HAMBLEN	0	0	0	0
HAMILTON	87	0	10	0
HANCOCK	0	0	0	0
HARDEMAN	0	3	0	0
HARDIN	0	0	0	0
HAWKINS	0	0	0	0
HAYWOOD	1	0	1	0
HENDERSON	0	0	0	0
HENRY	2	1	0	0
HICKMAN	0	0	0	0
HOUSTON	0	0	0	0
HUMPHREYS	0	0	0	0

County	Write-In Brian Carroll	Write-In Tom Hoefling	Write-In Jade Simmons	Write-In Kasey Wells
JACKSON	1	0	0	0
JEFFERSON	3	0	0	0
JOHNSON	0	0	2	0
KNOX	146	0	9	0
LAKE	0	0	0	0
LAUDERDALE	0	0	0	0
LAWRENCE	0	0	0	0
LEWIS	0	0	0	0
LINCOLN	0	0	0	0
LOUDON	7	0	0	0
MACON	0	0	0	0
MADISON	0	0	1	0
MARION	0	0	0	0
MARSHALL	0	0	0	0
MAURY	0	3	3	0
MCMINN	1	0	0	0
MCNAIRY	0	0	0	0
MEIGS	0	0	0	0
MONROE	2	0	0	0
MONTGOMERY	0	0	1	0
MOORE	0	0	0	0
MORGAN	0	0	0	0
OBION	0	0	0	0
OVERTON	0	0	0	0
PERRY	0	0	0	0
PICKETT	0	0	0	0
POLK	0	0	0	0
PUTNAM	13	3	0	0
RHEA	2	0	1	0
ROANE	3	0	0	0
ROBERTSON	0	2	0	0
RUTHERFORD	4	0	0	0
SCOTT	0	0	0	0
SEQUATCHIE	0	0	1	0
SEVIER	2	0	0	0
SHELBY	158	4	10	0
SMITH	0	0	0	0
STEWART	3	0	0	0
SULLIVAN	14	4	1	0
SUMNER	0	0	0	0
TIPTON	4	0	0	0
TROUSDALE	0	0	0	0
UNICOI	1	0	0	0
UNION	0	0	0	0
VAN BUREN	0	0	0	0
WARREN	0	0	2	0
WASHINGTON	9	0	3	0
WAYNE	2	0	0	0
WEAKLEY	0	0	0	0
WHITE	0	0	0	0
WILLIAMSON	72	1	11	0
WILSON	19	3	3	0
TOTALS	762	31	68	0

Electors for President of the United States General Election

November 3, 2020

Republican

Donald J. Trump for President	Kathy Bryson	Julia Atchley-Pace
Michael R. Pence for Vice President	Paul Chapman	Mary Ann Parks
Tina Benkiser	Cindy Hatcher	Terry Roland
	Beverly Knight-Hurley	Scott Smith
	Jim Looney	Dr. John Stanbery

Democrat

Joe R. Biden for President	Maria Brewer	Deborah K. Reed
Kamala D. Harris for Vice President	Gale Jones Carson	Meryl W. Rice
Andrew Lawrence Berke	Mike Hampton	Madeline Anne Rogero
	Charles E. Howard	Martha Shepard
	Kevin Huddleston	Barbara Wagner

Independent

Jo Jorgensen for President and Jeremy "Spike" Cohen for Vice President	Kanye West for President and Michelle Tidball for Vice President	Don Blankenship for President and William Mohr for Vice President
Trisha M Butler	LeeAnn Anderson	James R. Barlow
Justin Cornett	Sammantha Ashley	James E. Beck
Joshua Eakle	Newton J. Ford	Darrell L. Castle
Suzanne Eltz	Sir Isaac Ford	Joan W. Castle
Robert Hammett	Carissa Layne	Terri L. Coker
Daniel T Lewis	Mike Magnusson	H. James Hepping
Heather Scott	Nicola La Mattina	Coal Brogan Lankston
David Sexton	Breanna Sellars	Susan Marie Lankston
Victoria Paige Sexton	Rochelle Stevens	Laura J. Marquis
David Tyler	Nicholas L. Tatum	Mark D. Stooksbury
Jaron Weldner	Ricky H. Williams	James M. Webb

Howie Hawkins for President and Angela Walker for Vice President

Josh Berger
Elizabeth Dachowski
Richard E Griffith Jr
Jim Maynard
John P. Miglietta
Trevor Miles
Leith Patton
Martin Pleasant
Michael Principe
Charles M Owens Jr.
Howard Switzer

Alyson Kennedy for President and Malcolm Jarrett for Vice President

Keith Cherry
Emily Dalerta
Celest Farmer
Kristin Brooke Griffin
Clark Harris
Cordelious Johnson
Jahaan Jones
Mohd A Nasan
Jimmy Edward Smartt
Erica Teel
Helen F. Wright

Gloria La Riva for President and Sunil Freeman for Vice President

Sebastian Baltes
Zen Baltes
James Baker
Lucas Byrd
Daniel Castillo
Victoria Hewlett
Janice Martin
Haley M Rader
Cassy Morris
Kole Oakes
Ronda E. Shelton

**Roque “Rocky” De La Fuente
for President and Darcy G.
Richardson for Vice President**

Heather Couch
Karrie L. Davis
Kurt Davis
Jonathan Etheridge
Starla Etheridge
Molly Hoehn
Jeffrey S. Lichterman
Sue E Litman
Marjorie Lloyd
Timothy S. Nelson
Steven Pitcairn

**Brian Carroll for President and
Amar Patel for Vice President**

Sarah Bourque
Patrick Harris
Caleb Poston
Clinton Poston
Robert Ritchey
David Rogers
Heidi R Scott
Jonathan Sword
Sara Beth Taylor
Juan Villalba III
Nathan Warf

**Jade Simmons for President
and Claudelia J. Roze for Vice
President**

Sherronda Broughton
Candi Carter
Jamel Carter
Reginald M. Jackson
Doris Littleton
Olivia McCaughan
Brittany Mansfield
Brittany Murphy
Rebecca L. Murphy
Colin Nottage
Yolanda Roberson

**Tom Hoefling for President and
Andy Prior for Vice President**

Jaime Christley
Bryan Davis
Susan E. Davis
James Goodman
Alexander Ioannidis
Tom Kovach
Jesse Owenby
Paula Roffey
David H. Schaffer
Josiah Weaver
Cecret Williams

**R19 Boddie for President and
Eric C. Stoneham for Vice
President**

Jason Ballard
Joseph Frierson
Stephanie Frierson
Amber Penny
Brigitte Philmore
Debra K. Rainey
Preston Sprinkle
Fran Stidham
Isiah Strafford
Ernestine Thomas
Tamika Wright






**Kasey Wells for President and
Rachel Wells for Vice President**






William HB Bowlin
Matthew Brown
Bettina Cohan
John Guigneaux
Melissa Holloway
Kippie Lowry
Kim Moses
Lacoco Pirtle
Tiffany Snow
Ashley Stone
Whitney Tucker

United States Senate Primary






August 6, 2020






Republican Primary

County	 Clifford Adkins	 Natisha Brooks	 Byron Bush	 Roy Dale Cope	 Terry Dicus
ANDERSON	36	90	42	24	10
BEDFORD	24	26	27	7	10
BENTON	28	15	22	10	20
BLED SOE	15	11	18	8	0
BLOUNT	98	193	138	57	27
BRADLEY	89	206	78	28	21
CAMPBELL	19	20	21	12	3
CANNON	8	10	25	5	2
CARROLL	68	51	44	8	34
CARTER	71	126	63	23	13
CHEATHAM	34	40	38	5	3
CHESTER	60	26	35	10	23
CLAIBORNE	85	53	32	32	11
CLAY	4	10	2	2	1
COCKE	44	67	42	20	13
COFFEE	64	110	92	21	16
CROCKETT	16	13	10	0	6
CUMBERLAND	63	88	51	29	16
DAVIDSON	179	562	495	59	63
DECATUR	33	20	16	4	26
DEKALB	18	20	18	3	10
DICKSON	45	60	72	13	24
DYER	36	27	14	8	18
FAYETTE	31	31	20	4	64
FENTRESS	26	38	22	9	3
FRANKLIN	30	38	37	12	2
GIBSON	65	37	48	11	19
GILES	54	46	34	7	12
GRAINGER	47	24	22	8	1
GREENE	112	128	84	47	16
GRUNDY	29	43	21	31	5
HAMBLEN	85	116	48	46	19
HAMILTON	129	351	275	82	31
HANCOCK	13	18	9	7	4
HARDEMAN	34	22	21	3	25
HARDIN	75	50	51	14	463
HAWKINS	70	133	60	36	26
HAYWOOD	2	6	9	1	1
HENDERSON	99	50	58	11	27
HENRY	36	58	30	13	59
HICKMAN	24	22	21	1	9
HOUSTON	4	12	4	1	1
HUMPHREYS	36	41	14	8	12
JACKSON	20	21	18	6	16
JEFFERSON	43	84	67	23	8
JOHNSON	35	61	42	20	9
KNOX	179	605	227	91	63
LAKE	19	7	12	5	2
LAUDERDALE	15	21	10	8	7
LAWRENCE	33	38	48	12	18
LEWIS	29	19	22	2	17
LINCOLN	164	97	70	44	23
LOUDON	107	107	63	40	10
MACON	17	22	25	3	20
MADISON	67	58	41	9	14
MARION	62	59	51	22	9
MARSHALL	31	50	32	16	17
MAURY	33	68	60	7	17
MCMINN	29	51	49	6	7
MCNAIRY	64	48	47	15	159
MEIGS	16	15	17	4	1
MONROE	80	66	66	20	12
MONTGOMERY	132	250	145	35	26
MOORE	29	15	23	7	5
MORGAN	15	13	16	2	5
OBION	55	38	19	19	28
OVERTON	10	16	11	5	5
PERRY	13	13	23	3	5
PICKETT	4	13	9	5	2
POLK	14	25	14	4	2
PUTNAM	37	86	73	14	39
RHEA	30	52	37	10	3
ROANE	76	120	66	23	19
ROBERTSON	47	51	63	29	10
RUTHERFORD	168	394	241	78	60
SCOTT	12	22	13	4	6
SEQUATCHIE	8	24	8	7	3
SEVIER	110	127	120	38	21
SHELBY	307	430	186	71	77







County	 Clifford Adkins	 Natisha Brooks	 Byron Bush	 Roy Dale Cope	 Terry Dicus
SMITH	32	31	17	9	11
STEWART	28	19	13	5	11
SULLIVAN	187	328	157	55	36
SUMNER	114	189	108	32	20
TIPTON	54	40	28	22	17
TROUSDALE	13	14	10	1	3
UNICOI	35	34	25	15	10
UNION	14	15	19	6	2
VAN BUREN	6	7	7	3	4
WARREN	38	59	32	29	16
WASHINGTON	124	359	131	55	31
WAYNE	23	27	28	5	38
WEAKLEY	115	63	36	24	55
WHITE	14	47	21	13	29
WILLIAMSON	105	326	228	31	33
WILSON	166	220	243	39	49
TOTALS	5,316	8,072	5,420	1,791	2,279







Republican Primary, Continued

County	 Tom Emerson, Jr.	 George S. Flinn, Jr.	 Bill Hagerty	 Jon Henry	 Kent A. Morrell
ANDERSON	17	226	3,818	67	22
BEDFORD	10	51	2,430	49	7
BENTON	2	50	1,241	40	6
BLED SOE	5	27	885	28	1
BLOUNT	50	549	7,500	130	37
BRADLEY	48	222	7,175	75	23
CAMPBELL	9	58	2,011	38	5
CANNON	3	19	772	41	0
CARROLL	10	236	2,068	92	9
CARTER	22	247	4,327	83	48
CHEATHAM	19	89	2,317	60	12
CHESTER	43	122	1,492	28	6
CLAIBORNE	11	77	3,144	45	8
CLAY	1	10	539	18	0
COCKE	18	134	2,428	42	10
COFFEE	17	88	2,707	43	7
CROCKETT	27	175	1,069	16	1
CUMBERLAND	31	251	5,500	68	13
DAVIDSON	92	687	15,547	242	121
DECATUR	14	39	934	16	4
DEKALB	6	39	1,165	70	0
DICKSON	26	86	2,432	87	10
DYER	19	334	1,974	37	7
FAYETTE	26	479	3,608	52	7
FENTRESS	7	51	1,777	35	5
FRANKLIN	12	67	2,295	74	6
GIBSON	19	389	2,673	79	5
GILES	16	82	1,819	53	6
GRAINGER	8	68	1,503	32	6
GREENE	53	237	4,178	126	52
GRUNDY	5	22	1,186	72	5
HAMBLEN	36	247	2,897	91	12
HAMILTON	47	676	15,913	268	77
HANCOCK	5	17	529	8	3
HARDEMAN	20	181	1,418	89	4
HARDIN	24	125	1,610	23	7
HAWKINS	23	207	3,822	95	10
HAYWOOD	2	106	699	3	2
HENDERSON	29	149	2,301	43	11
HENRY	9	392	2,344	43	6
HICKMAN	5	26	1,182	17	5
HOUSTON	4	8	419	4	0
HUMPHREYS	9	52	973	29	1
JACKSON	6	41	1,107	66	4
JEFFERSON	22	217	2,969	73	15
JOHNSON	7	65	1,804	65	12
KNOX	106	1,537	20,528	287	206
LAKE	14	66	333	30	5
LAUDERDALE	9	80	1,472	14	1
LAWRENCE	28	66	2,331	53	10
LEWIS	5	19	1,119	22	2
LINCOLN	73	37	1,929	93	18
LOUDON	27	234	4,301	89	28
MACON	7	57	1,402	137	1
MADISON	22	333	3,878	40	14
MARION	21	76	2,116	38	3
MARSHALL	14	83	2,392	109	5
MAURY	17	168	4,190	56	18
MCMINN	17	84	3,421	143	6
MCNAIRY	34	202	1,784	52	6
MEIGS	7	21	978	21	2






County	 Tom Emerson, Jr.	 George S. Flinn, Jr.	 Bill Hagerty	 Jon Henry	 Kent A. Morrell
MONROE	26	174	3,752	110	6
MONTGOMERY	64	328	7,383	104	32
MOORE	3	12	600	12	4
MORGAN	5	31	1,416	31	6
OBION	39	224	2,246	65	4
OVERTON	0	45	1,403	43	2
PERRY	4	34	1,022	17	6
PICKETT	1	17	683	8	0
POLK	5	24	1,734	15	1
PUTNAM	16	168	5,319	192	13
RHEA	9	60	2,284	47	6
ROANE	44	180	4,318	93	35
ROBERTSON	24	158	3,749	82	6
RUTHERFORD	81	533	10,892	373	72
SCOTT	0	21	1,287	10	2
SEQUATCHIE	6	27	1,157	31	1
SEVIER	58	309	5,390	163	21
SHELBY	183	5,364	23,874	211	103
SMITH	6	38	1,289	1,018	6
STEWART	9	44	996	13	3
SULLIVAN	61	687	10,046	194	205
SUMNER	35	393	10,211	195	29
TIPTON	32	567	4,443	34	9
TROUSDALE	6	30	666	126	3
UNICOI	10	66	1,522	25	9
UNION	10	55	1,482	32	4
VAN BUREN	1	7	403	11	0
WARREN	10	76	1,915	57	10
WASHINGTON	57	808	8,474	182	90
WAYNE	4	35	1,500	32	1
WEAKLEY	39	281	2,694	95	14
WHITE	1	61	2,129	49	4
WILLIAMSON	44	411	12,082	133	84
WILSON	64	303	8,231	262	38
TOTALS	2,252	22,454	331,267	8,104	1,769






Republican Primary, Continued

County	 Glen L. Neal Jr.	 John E. Osborne	 Aaron L. Pettigrew	 David Schuster	 Manny Sethi	 Write-In Vijay Kumar
ANDERSON	11	7	15	12	3,123	0
BEDFORD	2	4	11	5	2,042	0
BENTON	9	12	16	10	876	0
BLEDSoE	3	4	4	0	476	0
BLOUNT	18	35	25	28	6,508	0
BRADLEY	14	27	14	15	4,461	0
CAMPBELL	3	9	2	6	972	0
CANNON	3	17	4	1	818	0
CARROLL	13	12	17	14	1,059	0
CARTER	16	30	11	22	3,265	0
CHEATHAM	7	17	14	8	1,964	0
CHESTER	7	10	22	35	718	0
CLAIBORNE	14	23	13	7	1,252	0
CLAY	0	1	0	2	226	0
COCKE	7	12	8	10	1,598	0
COFFEE	9	22	17	76	4,304	0
CROCKETT	2	4	3	2	482	0
CUMBERLAND	26	21	8	8	3,648	0
DAVIDSON	39	201	76	67	15,863	0
DECATUR	5	6	11	33	491	0
DEKALB	5	5	1	1	895	0
DICKSON	13	16	18	33	2,310	0
DYER	4	7	11	8	788	0
FAYETTE	6	5	9	15	1,130	0
FENTRESS	4	6	0	6	592	0
FRANKLIN	14	9	15	6	2,590	0
GIBSON	2	9	5	12	1,416	0
GILES	6	21	5	3	1,579	0
GRAINGER	6	5	12	3	1,107	0
GREENE	24	43	62	75	2,981	0
GRUNDY	3	6	2	8	696	0
HAMBLEN	13	18	37	10	2,496	0
HAMILTON	49	80	95	69	16,632	0
HANCOCK	4	1	10	2	304	0
HARDEMAN	4	2	21	11	320	0
HARDIN	13	12	23	62	903	0
HAWKINS	20	29	15	16	2,571	0
HAYWOOD	2	2	6	3	234	0
HENDERSON	8	12	21	8	1,347	0
HENRY	8	12	13	10	1,117	0
HICKMAN	2	3	5	2	928	0
HOUSTON	2	3	1	14	538	0
HUMPHREYS	2	5	1	1	780	0

County	 Glen L. Neal Jr.	 John E. Osborne	 Aaron L. Pettigrew	 David Schuster	 Manny Sethi	 Write-In Vijay Kumar
JACKSON	5	7	1	5	583	0
JEFFERSON	33	24	23	14	2,502	0
JOHNSON	22	20	13	7	937	0
KNOX	191	110	110	103	22,227	0
LAKE	2	7	3	4	76	0
LAUDERDALE	1	4	6	6	192	0
LAWRENCE	5	13	10	9	2,194	0
LEWIS	9	10	5	5	865	0
LINCOLN	19	36	26	74	1,548	0
LOUDON	19	19	26	50	3,797	0
MACON	1	1	1	6	634	0
MADISON	11	8	19	14	3,785	0
MARION	7	11	3	3	1,013	0
MARSHALL	12	14	7	4	1,919	0
MAURY	15	21	19	15	5,266	0
MCMINN	6	10	17	11	1,914	0
MCNAIRY	7	6	30	75	1,078	0
MEIGS	5	4	2	5	422	0
MONROE	6	10	8	12	1,960	0
MONTGOMERY	27	32	29	34	4,593	0
MOORE	4	3	4	22	627	0
MORGAN	1	4	8	1	611	0
OBION	6	20	7	24	596	0
OVERTON	2	7	1	2	577	0
PERRY	0	1	5	2	341	0
PICKETT	7	5	0	0	258	0
POLK	4	3	7	10	691	0
PUTNAM	8	32	16	14	3,072	0
RHEA	10	9	0	1	1,163	0
ROANE	24	29	25	89	3,112	0
ROBERTSON	9	21	9	7	3,367	0
RUTHERFORD	32	68	77	45	12,860	0
SCOTT	4	5	0	7	711	0
SEQUATCHIE	3	4	1	1	571	0
SEVIER	38	34	32	102	4,167	0
SHELBY	62	130	98	90	11,131	0
SMITH	3	6	5	7	920	0
STEWART	0	5	4	4	795	0
SULLIVAN	53	97	69	32	9,094	0
SUMNER	15	24	18	25	8,115	0
TIPTON	6	12	10	11	994	0
TROUSDALE	1	3	0	3	350	0
UNICOI	5	10	5	5	1,331	0
UNION	5	13	3	5	663	0
VAN BUREN	1	0	1	1	258	0
WARREN	10	6	9	11	1,868	0
WASHINGTON	25	46	40	36	8,328	0
WAYNE	2	8	2	4	667	0
WEAKLEY	13	18	29	144	804	0
WHITE	11	11	3	7	1,315	0
WILLIAMSON	12	37	45	25	13,667	0
WILSON	32	54	50	110	8,294	0
TOTALS	1,233	1,877	1,622	2,045	257,223	0

Democratic Primary



County	 Marquita Bradshaw	 Gary G Davis	 Robin Kimbrough	 James Mackler	 Mark Pickrell
ANDERSON	813	160	620	1,197	522
BEDFORD	231	156	340	227	49
BENTON	129	104	119	132	51
BLEDSON	58	85	44	70	29
BLOUNT	1,188	278	925	1,426	262
BRADLEY	584	556	346	435	111
CAMPBELL	139	100	69	124	62
CANNON	60	52	69	74	25
CARROLL	289	142	137	132	47
CARTER	256	100	179	174	55
CHEATHAM	479	208	470	488	109
CHESTER	160	87	64	58	28
CLAIBORNE	161	138	197	186	67
CLAY	38	41	22	36	22
COCKE	117	42	89	116	23
COFFEE	449	326	381	480	108
CROCKETT	95	102	54	47	14
CUMBERLAND	345	188	352	563	181
DAVIDSON	25,759	3,679	28,751	21,327	2,613
DECATUR	91	58	53	60	25
DEKALB	151	120	102	206	57
DICKSON	441	441	382	571	105
DYER	319	101	99	125	42
FAYETTE	751	241	334	247	102
FENTRESS	81	70	52	97	43






County	 Marquita Bradshaw	 Gary G Davis	 Robin Kimbrough	 James Mackler	 Mark Pickrell
FRANKLIN	372	270	279	463	88
GIBSON	458	204	144	151	64
GILES	341	189	230	209	63
GRAINGER	63	51	54	99	33
GREENE	287	127	259	248	79
GRUNDY	113	127	54	94	44
HAMBLEN	192	117	185	265	75
HAMILTON	7,725	2,628	4,874	5,370	819
HANCOCK	22	14	13	20	6
HARDEMAN	596	228	171	156	36
HARDIN	114	141	42	105	32
HAWKINS	181	124	123	145	50
HAYWOOD	579	143	262	133	42
HENDERSON	121	58	77	51	13
HENRY	310	189	215	235	76
HICKMAN	126	104	95	139	27
HOUSTON	68	47	57	70	31
HUMPHREYS	122	166	112	159	60
JACKSON	121	137	112	90	57
JEFFERSON	198	97	183	255	77
JOHNSON	65	43	64	50	27
KNOX	8,459	1,358	6,861	8,602	1,659
LAKE	77	44	45	20	11
LAUDERDALE	513	213	144	102	69
LAWRENCE	223	169	116	241	74
LEWIS	83	59	75	51	33
LINCOLN	241	147	219	141	53
LOUDON	411	132	297	744	154
MACON	58	39	36	65	8
MADISON	2,547	451	1,268	666	132
MARION	287	407	192	282	111
MARSHALL	263	267	200	186	75
MAURY	1,128	386	711	783	121
MCMINN	302	143	178	235	115
MCNAIRY	156	104	68	95	37
MEIGS	75	74	42	88	39
MONROE	249	136	199	340	98
MONTGOMERY	3,119	698	1,720	1,077	274
MOORE	53	57	39	57	12
MORGAN	63	53	42	107	58
OBION	206	92	85	96	15
OVERTON	120	126	75	141	46
PERRY	36	50	30	50	20
PICKETT	34	39	31	43	14
POLK	129	171	99	159	108
PUTNAM	571	235	588	517	124
RHEA	154	141	92	140	78
ROANE	498	271	371	552	311
ROBERTSON	610	348	454	478	109
RUTHERFORD	6,290	1,219	3,624	2,976	552
SCOTT	53	27	42	46	21
SEQUATCHIE	62	60	47	83	26
SEVIER	377	150	334	477	129
SHELBY	34,612	6,615	19,630	12,280	2,888
SMITH	152	155	131	166	74
STEWART	97	105	82	69	36
SULLIVAN	883	363	693	711	211
SUMNER	1,920	489	1,575	1,682	310
TIPTON	557	168	277	251	81
TROUSDALE	134	70	62	62	18
UNICOI	92	38	70	67	17
UNION	86	68	56	94	39
VAN BUREN	30	36	19	32	14
WARREN	326	313	206	308	97
WASHINGTON	1,053	275	834	790	160
WAYNE	39	53	13	31	16
WEAKLEY	249	103	150	166	39
WHITE	137	89	120	133	34
WILLIAMSON	2,781	604	2,827	3,792	476
WILSON	2,009	569	1,568	1,587	298
TOTALS	117,962	30,758	88,492	78,966	16,045

United States Senate General






November 3, 2020

General

County	 Bill Hagerty	 Marquita Bradshaw	Yomi "Fapas" Faparusi Sr. (Independent)	Jeffrey Alan Grunau (Independent)	Ronnie Henley (Independent)
ANDERSON	22,988	10,820	103	58	75
BEDFORD	13,920	3,808	50	26	63
BENTON	5,462	1,338	13	17	24
BLED SOE	4,460	898	2	7	19
BLOUNT	47,391	15,950	263	96	221
BRADLEY	34,262	8,716	143	61	111
CAMPBELL	11,610	2,173	24	29	60
CANNON	4,904	1,105	19	11	24
CARROLL	8,899	2,286	18	23	44
CARTER	18,593	4,127	68	32	57
CHEATHAM	14,094	4,959	65	25	42
CHESTER	5,951	1,305	8	5	14
CLAIBORNE	10,116	1,962	24	9	27
CLAY	2,525	616	5	6	14
COCKE	11,284	2,227	32	31	44
COFFEE	17,607	5,215	56	31	100
CROCKETT	4,455	1,190	16	5	12
CUMBERLAND	24,412	5,908	65	44	76
DAVIDSON	106,664	184,972	1,670	399	688
DECATUR	4,075	817	8	7	15
DEKALB	6,162	1,524	33	6	25
DICKSON	17,214	5,556	67	32	82
DYER	11,237	2,734	36	24	64
FAYETTE	15,414	5,818	56	53	80
FENTRESS	7,066	1,056	14	14	14
FRANKLIN	13,490	4,384	44	18	60
GIBSON	15,583	4,867	74	43	101
GILES	9,313	2,828	24	13	73
GRAINGER	8,131	1,271	19	11	24
GREENE	21,904	4,804	48	20	83
GRUNDY	4,373	888	8	9	19
HAMBLEN	18,183	4,813	75	31	51
HAMILTON	95,105	70,608	799	191	313
HANCOCK	2,159	301	4	1	4
HARDEMAN	5,377	3,452	21	34	73
HARDIN	9,221	1,599	24	7	28
HAWKINS	19,123	3,649	45	35	91
HAYWOOD	3,297	3,697	10	8	28
HENDERSON	9,585	1,793	17	18	28
HENRY	10,595	2,973	41	50	61
HICKMAN	7,284	1,924	30	12	51
HOUSTON	2,586	810	6	3	11
HUMPHREYS	5,752	1,785	12	13	31
JACKSON	3,837	988	19	7	17
JEFFERSON	18,024	4,035	53	28	63
JOHNSON	6,058	1,115	21	8	33
KNOX	128,662	84,847	862	155	228
LAKE	1,361	493	4	9	15
LAUDERDALE	5,553	2,673	25	23	48
LAWRENCE	14,270	2,768	40	21	121
LEWIS	4,234	989	14	14	28
LINCOLN	12,019	2,644	26	22	38
LOUDON	21,890	6,061	74	24	73
MACON	7,522	1,104	16	15	26
MADISON	24,065	16,781	118	47	107
MARION	9,517	2,956	31	19	65
MARSHALL	10,650	3,154	28	27	45
MAURY	31,516	13,557	170	43	163
MCMINN	17,777	3,908	55	43	78
MCNAIRY	8,839	1,764	36	10	34
MEIGS	4,198	882	12	6	17
MONROE	16,331	3,444	43	37	82
MONTGOMERY	41,342	28,674	431	185	478
MOORE	2,827	523	10	2	9
MORGAN	6,715	1,086	14	12	22
OBION	10,236	2,247	27	28	49
OVERTON	7,351	1,704	21	12	36
PERRY	2,617	517	3	6	17
PICKETT	2,264	475	5	7	9
POLK	6,620	1,401	18	2	16
PUTNAM	23,031	8,268	137	41	124
RHEA	10,621	2,100	26	18	50
ROANE	19,038	5,458	77	34	100
ROBERTSON	23,877	7,530	103	58	108
RUTHERFORD	80,610	53,782	681	225	440
SCOTT	7,307	843	16	7	22
SEQUATCHIE	5,598	1,153	21	8	19
SEVIER	33,531	7,934	125	50	112
SHELBY	135,043	228,280	1,292	645	1,018

County	 Bill Hagerty	 Marquita Bradshaw	 Yomi "Fapas" Faparusi Sr.	 Jeffrey Alan Grunau	 Ronnie Henley
	(Independent)	(Independent)	(Independent)	(Independent)	(Independent)
SMITH	6,610	1,493	20	15	30
STEWART	4,697	1,075	15	18	23
SULLIVAN	55,506	15,710	205	95	169
SUMNER	63,031	23,878	340	118	236
TIPTON	19,554	5,784	77	53	98
TROUSDALE	2,741	810	9	5	17
UNICOI	6,267	1,449	17	11	28
UNION	6,365	1,087	16	9	23
VAN BUREN	2,155	468	9	2	11
WARREN	10,998	3,410	57	36	90
WASHINGTON	39,516	17,021	200	69	139
WAYNE	5,351	673	16	5	39
WEAKLEY	10,131	2,686	26	17	58
WHITE	9,475	1,992	22	9	31
WILLIAMSON	91,155	43,432	655	139	240
WILSON	50,597	20,059	230	93	211
TOTALS	1,840,926	1,040,691	10,727	4,160	8,478

General, Continued

County	 G. Dean Hill	 Steven J. Hooper	 Aaron James	 Elizabeth McLeod	 Kacey Morgan
	(Independent)	(Independent)	(Independent)	(Independent)	(Independent)
ANDERSON	55	53	54	198	82
BEDFORD	36	55	29	69	65
BENTON	17	46	7	32	19
BLED SOE	6	12	17	22	17
BLOUNT	191	228	60	148	91
BRADLEY	57	99	64	229	118
CAMPBELL	40	58	11	32	18
CANNON	6	17	14	25	27
CARROLL	20	33	17	59	26
CARTER	48	32	40	133	65
CHEATHAM	28	76	35	129	51
CHESTER	7	21	37	27	28
CLAIBORNE	17	28	19	42	29
CLAY	7	16	3	14	14
COCKE	30	80	18	73	50
COFFEE	47	89	159	181	128
CROCKETT	8	14	2	21	20
CUMBERLAND	50	52	32	140	84
DAVIDSON	481	1,617	1,517	2,402	1,710
DECATUR	7	18	32	21	22
DEKALB	7	44	12	30	32
DICKSON	41	172	121	137	129
DYER	22	44	22	78	43
FAYETTE	34	73	47	116	61
FENTRESS	16	11	14	33	24
FRANKLIN	22	36	21	83	38
GIBSON	30	81	27	90	64
GILES	34	31	29	59	41
GRAINGER	17	23	6	29	26
GREENE	39	82	138	146	98
GRUNDY	5	17	19	18	22
HAMBLEN	30	57	31	115	68
HAMILTON	211	194	264	811	339
HANCOCK	2	4	2	9	5
HARDEMAN	34	43	20	41	41
HARDIN	16	36	63	54	40
HAWKINS	39	35	37	110	89
HAYWOOD	14	31	17	24	9
HENDERSON	14	30	13	49	26
HENRY	37	86	31	88	46
HICKMAN	16	50	19	43	30
HOUSTON	7	33	31	28	21
HUMPHREYS	22	192	2	19	9
JACKSON	8	20	11	22	12
JEFFERSON	31	56	36	125	58
JOHNSON	23	12	5	34	22
KNOX	296	178	224	1,014	399
LAKE	4	19	2	8	10
LAUDERDALE	23	35	19	33	38
LAWRENCE	18	66	32	57	48
LEWIS	10	6	7	24	7
LINCOLN	36	45	97	79	70
LOUDON	33	45	121	165	97
MACON	13	38	15	30	40
MADISON	62	106	78	181	117
MARION	42	77	6	26	18
MARSHALL	32	49	23	70	54
MAURY	70	114	53	176	93
MCMINN	57	101	12	49	38
MCNAIRY	10	36	89	57	49
MEIGS	4	13	5	28	24

County	G. Dean Hill (Independent)	Steven J. Hooper (Independent)	Aaron James (Independent)	Elizabeth McLeod (Independent)	Kacey Morgan (Independent)
MONROE	58	99	13	46	30
MONTGOMERY	162	301	200	688	463
MOORE	9	11	17	19	13
MORGAN	13	13	13	29	16
OBION	34	90	8	24	12
OVERTON	15	30	13	39	25
PERRY	2	12	4	8	9
PICKETT	3	2	5	9	7
POLK	10	8	6	36	12
PUTNAM	43	88	47	154	114
RHEA	32	22	18	55	43
ROANE	53	52	133	169	116
ROBERTSON	49	144	50	195	121
RUTHERFORD	235	560	304	1,058	576
SCOTT	19	13	7	41	26
SEQUATCHIE	9	9	14	50	19
SEVIER	81	97	219	286	164
SHELBY	591	1,358	1,029	1,867	1,161
SMITH	14	116	20	34	24
STEWART	13	22	11	30	20
SULLIVAN	122	87	101	334	186
SUMNER	115	296	157	479	356
TIPTON	57	67	48	164	92
TROUSDALE	8	17	8	13	8
UNICOI	16	10	13	44	29
UNION	12	8	12	32	24
VAN BUREN	6	9	5	17	7
WARREN	33	72	23	82	92
WASHINGTON	121	98	156	346	159
WAYNE	10	15	11	18	14
WEAKLEY	26	173	49	76	53
WHITE	20	27	18	56	36
WILLIAMSON	133	295	168	1,315	104
WILSON	109	323	315	454	308
TOTALS	4,872	9,609	7,203	16,652	9,598

General, Continued






County	Eric William Stansberry (Independent)	Write-In John A. Gentry	Write-In Al Green
ANDERSON	61	1	0
BEDFORD	32	0	0
BENTON	8	0	0
BLEDSoE	13	0	0
BLOUNT	39	1	0
BRADLEY	283	0	0
CAMPBELL	12	0	0
CANNON	8	0	0
CARROLL	15	1	0
CARTER	39	0	0
CHEATHAM	18	1	0
CHESTER	15	0	0
CLAIBORNE	25	0	0
CLAY	5	0	0
COCKE	39	0	0
COFFEE	58	0	0
CROCKETT	11	0	0
CUMBERLAND	49	1	0
DAVIDSON	912	6	0
DECATUR	17	0	0
DEKALB	24	0	0
DICKSON	70	0	0
DYER	39	0	0
FAYETTE	58	1	0
FENTRESS	15	0	0
FRANKLIN	27	1	0
GIBSON	232	0	0
GILES	19	3	0
GRAINGER	20	0	0
GREENE	79	1	0
GRUNDY	17	0	0
HAMBLEN	70	0	0
HAMILTON	127	3	0
HANCOCK	8	0	0
HARDEMAN	27	0	0
HARDIN	28	0	0
HAWKINS	52	0	0
HAYWOOD	11	0	0
HENDERSON	13	0	0
HENRY	44	0	0
HICKMAN	13	0	0
HOUSTON	14	0	0
HUMPHREYS	1	0	0

County	Eric William Stansberry (Independent)	Write-In John A. Gentry	Write-In Al Green
JACKSON	12	0	0
JEFFERSON	77	0	0
JOHNSON	20	0	0
KNOX	212	2	0
LAKE	5	0	0
LAUDERDALE	16	0	0
LAWRENCE	28	0	0
LEWIS	8	0	0
LINCOLN	32	1	0
LOUDON	69	1	0
MACON	13	2	0
MADISON	44	0	0
MARION	11	0	0
MARSHALL	32	4	0
MAURY	63	0	0
MCMINN	22	3	0
MCNAIRY	20	0	0
MEIGS	18	0	0
MONROE	12	2	0
MONTGOMERY	195	2	0
MOORE	6	0	0
MORGAN	13	0	0
OBION	108	0	0
OVERTON	18	0	0
PERRY	9	0	0
PICKETT	4	0	0
POLK	19	0	0
PUTNAM	43	1	0
RHEA	27	0	0
ROANE	81	2	0
ROBERTSON	58	0	0
RUTHERFORD	244	0	0
SCOTT	51	0	0
SEQUATCHIE	15	0	0
SEVIER	104	0	0
SHELBY	1,636	3	0
SMITH	14	1	0
STEWART	16	0	0
SULLIVAN	74	2	0
SUMNER	135	10	0
TIPTON	53	0	0
TROUSDALE	5	0	0
UNICOI	17	0	0
UNION	18	1	0
VAN BUREN	7	0	0
WARREN	33	0	0
WASHINGTON	119	1	0
WAYNE	14	2	0
WEAKLEY	51	2	0
WHITE	17	1	0
WILLIAMSON	30	1	0
WILSON	166	0	0
TOTALS	6,781	64	0






United States House of Representatives Primary

August 6, 2020







District 1, Republican Primary

County	 Jay Adkins	 Phil Arlinghaus	 Richard Baker	 Chance L. Cansler	 John Clark
CARTER	155	7	28	6	449
COCKE	70	12	15	7	482
GREENE	125	23	9	22	420
HAMBLEN	101	12	26	39	1,028
HANCOCK	18	7	7	2	109
HAWKINS	137	14	20	9	1,225
JEFFERSON	18	3	10	2	143
JOHNSON	31	3	4	0	110
SEVIER	244	131	97	26	1,091
SULLIVAN	360	38	38	10	2,488
UNICOI	50	5	12	4	179
WASHINGTON	326	19	32	20	1,102
TOTALS	1,635	274	298	147	8,826





District 1, Republican Primary, Continued

County	 Rusty Crowe	 Steve Darden	 Chad Fleenor	 Robert D. Franklin	 Josh Gapp
CARTER	2,191	784	5	39	1,092
COCKE	434	752	3	7	1,056
GREENE	1,019	399	8	14	1,159
HAMBLEN	512	558	19	22	1,305
HANCOCK	343	15	5	7	161
HAWKINS	939	370	13	14	1,105
JEFFERSON	200	112	8	14	301
JOHNSON	386	83	3	1	253
SEVIER	1,186	1,156	37	48	2,176
SULLIVAN	2,505	2,646	47	30	2,522
UNICOI	1,117	207	5	3	361
WASHINGTON	4,347	4,565	129	30	1,888
TOTALS	15,179	11,647	282	229	13,379


District 1, Republican Primary, Continued

County	 Diana Harshbarger	 David B. Hawk	 Timothy Hill	 Chuck Miller	 Carter M. Quillen	 Nichole Williams
CARTER	1,278	67	2,002	12	85	313
COCKE	871	209	255	7	75	161
GREENE	1,265	2,871	629	18	113	288
HAMBLEN	1,310	215	575	26	75	213
HANCOCK	117	28	63	7	9	34
HAWKINS	1,881	336	803	14	43	246
JEFFERSON	312	22	82	5	16	35
JOHNSON	373	32	1,878	6	15	60
SEVIER	2,313	162	1,124	45	231	446
SULLIVAN	5,205	261	4,630	21	79	621
UNICOI	496	170	442	4	30	81
WASHINGTON	2,653	344	3,248	24	82	305
TOTALS	18,074	4,717	15,731	189	853	2,803



District 1, Democratic Primary

County	 Chris Rowe	 Larry J. Smith	 Blair Walsingham	 Write-In Anthony Rock
CARTER	266	110	373	1
COCKE	156	71	156	0
GREENE	333	132	511	0
HAMBLEN	317	139	360	0
HANCOCK	36	8	25	0
HAWKINS	204	128	276	0
JEFFERSON	34	18	34	0
JOHNSON	85	43	122	0
SEVIER	525	156	755	0
SULLIVAN	906	406	1,498	2
UNICOI	104	31	148	0
WASHINGTON	903	330	1,818	0
TOTALS	3,869	1,572	6,076	3


District 2, Republican Primary

County	 Tim Burchett
BLOUNT	14,553
CAMPBELL	304
CLAIBORNE	4,440
GRAINGER	2,670
JEFFERSON	4,386
KNOX	44,121
LOUDON	8,516
TOTALS	78,990


District 2, Democratic Primary

County	 	
	Chance C. Brown	Renee Hoyos
BLOUNT	464	3,680
CAMPBELL	27	42
CLAIBORNE	230	516
GRAINGER	67	235
JEFFERSON	130	601
KNOX	3,283	23,742
LOUDON	278	1,471
TOTALS	4,479	30,287





District 3, Republican Primary

County		
	Chuck Fleischmann	
ANDERSON	6,668	
BRADLEY	3,152	
CAMPBELL	2,445	
HAMILTON	31,510	
MCMINN	5,210	
MONROE	5,723	
MORGAN	1,833	
POLK	2,210	
ROANE	7,488	
SCOTT	1,692	
UNION	1,959	
TOTALS	69,890	



District 3, Democratic Primary

County		
	Meg Gorman	
ANDERSON	3,042	
BRADLEY	313	
CAMPBELL	362	
HAMILTON	19,880	
MCMINN	893	
MONROE	902	
MORGAN	288	
POLK	574	
ROANE	1,860	
SCOTT	170	
UNION	294	
TOTALS	28,578	


District 4, Republican Primary

County								
	Scott DesJarlais	Doug Meyer	Randy A Sharp	Write-In Andrew Kingsolver				
BEDFORD	3,555	559	333	0				
BLED SOE	941	210	297	0				
BRADLEY	6,015	1,176	1,483	0				
FRANKLIN	3,496	1,363	217	0				
GRUNDY	808	1,224	86	0				
LINCOLN	3,318	628	327	0				
MARION	2,448	768	246	0				
MARSHALL	3,004	896	408	0				
MAURY	5,246	1,068	600	0				
MEIGS	914	324	178	0				
MOORE	930	280	109	0				
RHEA	2,404	499	617	2				
RUTHERFORD	17,614	4,113	2,739	0				
SEQUATCHIE	1,160	364	237	0				
VAN BUREN	446	88	62	0				
WARREN	2,895	624	359	0				
TOTALS	55,194	14,184	8,298	2				




District 4, Democratic Primary

County	 Noelle Bivens	 Christopher J. Hale
BEDFORD	300	663
BLED SOE	81	208
BRADLEY	698	934
FRANKLIN	403	1,068
GRUNDY	248	216
LINCOLN	277	531
MARION	443	842
MARSHALL	308	666
MAURY	1,034	1,221
MEIGS	124	191
MOORE	74	145
RHEA	279	321
RUTHERFORD	6,466	8,009
SEQUATCHIE	111	168
VAN BUREN	39	85
WARREN	364	884
TOTALS	11,249	16,152


District 5, Republican Primary

County	 Write-In Alan Sharp
CHEATHAM	0
DAVIDSON	9
DICKSON	18
TOTALS	27


District 5, Democratic Primary

County	 Jim Cooper	 Keeda J. Haynes	 Joshua Rawlings
CHEATHAM	1,130	317	50
DAVIDSON	47,954	34,832	2,552
DICKSON	1,668	323	79
TOTALS	50,752	35,472	2,681


District 6, Republican Primary

County	 John Rose
CANNON	1,301
CHEATHAM	1,108
CLAY	596
COFFEE	6,457
CUMBERLAND	7,493
DEKALB	1,770
FENTRESS	2,036
JACKSON	1,446
MACON	1,791
OVERTON	1,684
PICKETT	812
PUTNAM	7,046
ROBERTSON	5,420
SMITH	2,743
SUMNER	15,943
TROUSDALE	930
VAN BUREN	77
WHITE	3,014
WILSON	16,673
TOTALS	78,340


District 6, Democratic Primary

County	 Christopher Martin Finley
CANNON	241
CHEATHAM	346
CLAY	136
COFFEE	1,608
CUMBERLAND	1,448
DEKALB	524
FENTRESS	283
JACKSON	417
MACON	184
OVERTON	421
PICKETT	128
PUTNAM	1,806
ROBERTSON	1,757
SMITH	574
SUMNER	5,157
TROUSDALE	300
VAN BUREN	8
WHITE	476
WILSON	5,561
TOTALS	21,375


District 7, Republican Primary

County	 Mark E. Green
BENTON	1,974
CHESTER	2,329
DECATUR	1,462
GILES	2,975
HARDEMAN	1,578
HARDIN	3,128
HENDERSON	3,393
HICKMAN	1,973
HOUSTON	965
HUMPHREYS	1,796
LAWRENCE	3,574
LEWIS	1,770
MAURY	2,314
MCNAIRY	3,252
MONTGOMERY	12,103
PERRY	1,090
STEWART	1,697
WAYNE	1,616
WILLIAMSON	24,551
TOTALS	73,540





District 7, Democratic Primary

County	 Kiran Sreepada
BENTON	456
CHESTER	340
DECATUR	246
GILES	810
HARDEMAN	968
HARDIN	391
HENDERSON	281
HICKMAN	448
HOUSTON	264
HUMPHREYS	574
LAWRENCE	612
LEWIS	286
MAURY	744
MCNAIRY	406
MONTGOMERY	6,049
PERRY	148
STEWART	333
WAYNE	135
WILLIAMSON	9,899
TOTALS	23,390

District 8, Republican Primary

County	 David Kustoff
BENTON	4
CARROLL	3,305
CROCKETT	1,627
DYER	2,728
FAYETTE	4,997
GIBSON	4,202
HAYWOOD	982
HENRY	3,331
LAKE	552
LAUDERDALE	1,695
MADISON	7,602
OBION	3,122
SHELBY	26,813
TIPTON	5,487
WEAKLEY	4,230
TOTALS	70,677

District 8, Democratic Primary

County	 Erika Stotts Pearson	 Lawrence A Pivnick	 Hollis W. Skinner	 Savannah Williamson
BENTON	1	3	0	2
CARROLL	275	88	178	182
CROCKETT	120	37	49	81
DYER	297	85	88	196
FAYETTE	995	172	121	283
GIBSON	307	77	545	127
HAYWOOD	609	97	122	266
HENRY	442	140	147	254
LAKE	59	28	32	70
LAUDERDALE	473	119	112	234
MADISON	2,296	372	819	1,615
OBION	200	68	103	109
SHELBY	7,498	3,085	815	1,908
TIPTON	668	180	119	298
WEAKLEY	270	134	139	163
TOTALS	14,510	4,685	3,389	5,788

District 9, Republican Primary

County	 Charlotte Bergmann
SHELBY	12,160
TOTALS	12,160



District 9, Democratic Primary

County	 Leo Awgowhat	 Steve Cohen	 Corey O. Strong
SHELBY	768	56,312	9,944
TOTALS	768	56,312	9,944



United States House of Representatives General

November 3, 2020



District 1, State General

County	 Diana Harshbarger	 Blair Walsingham	Steve Holder (Independent)	Write-In Josh Berger
CARTER	18,130	4,483	722	0
COCKE	10,822	2,205	461	0
GREENE	21,364	5,214	687	0
HAMBLEN	17,424	5,110	568	0
HANCOCK	2,043	330	48	0
HAWKINS	18,602	4,088	707	0
JEFFERSON	3,672	683	121	0
JOHNSON	5,869	1,214	207	0
SEVIER	32,869	8,040	1,151	4
SULLIVAN	53,266	17,381	2,022	0
UNICOI	6,196	1,527	246	0
WASHINGTON	37,924	18,342	1,681	0
TOTALS	228,181	68,617	8,621	4

District 2, State General

County	 Tim Burchett	 Renee Hoyos	Matthew L. Campbell (Independent)	Write-In Ronald Cornell Jr.	Write-In David Dockery
BLOUNT	48,659	15,681	979	1	6
CAMPBELL	1,389	321	31	0	0
CLAIBORNE	10,301	1,928	178	0	0
GRAINGER	8,362	1,247	112	0	0
JEFFERSON	14,585	3,363	228	0	0
KNOX	133,176	81,254	2,638	6	1
LOUDON	22,435	5,890	426	0	0
TOTALS	238,907	109,684	4,592	7	7

District 3, State General


County	 Chuck Fleischmann	 Meg Gorman	Amber L. Hysell (Independent)	Keith Douglas Sweitzer (Independent)	Write-In Scott D. James
ANDERSON	23,069	10,461	527	223	0
BRADLEY	10,042	1,715	172	69	0
CAMPBELL	10,041	1,782	175	91	0
HAMILTON	93,475	67,101	2,635	871	0
MCMINN	17,726	3,739	373	194	8
MONROE	16,138	3,375	315	147	0
MORGAN	6,567	1,054	108	58	0
POLK	6,482	1,391	103	45	0
ROANE	18,902	5,202	430	197	0
SCOTT	6,979	807	97	51	0
UNION	6,150	1,060	108	44	0
TOTALS	215,571	97,687	5,043	1,990	8

District 4, State General



County	Scott DesJarlais	Christopher J. Hale
BEDFORD	13,258	4,507
BLEDSOE	4,319	1,126
BRADLEY	23,081	8,256
FRANKLIN	13,127	4,995
GRUNDY	4,375	943
LINCOLN	12,084	2,982
MARION	9,437	3,394
MARSHALL	9,872	3,803
MAURY	23,292	11,205
MEIGS	3,889	1,125
MOORE	2,789	639
RHEA	10,089	2,620
RUTHERFORD	76,543	60,094
SEQUATCHIE	5,389	1,389
VAN BUREN	1,858	538
WARREN	10,400	4,292

County	 Scott DesJarlais	 Christopher J. Hale
TOTALS	223,802	111,908



District 5, State General

County	 Jim Cooper	Write-In Natisha Brooks	Write-In John Miglietta	Write-In Trevor Killian Murphy
CHEATHAM	7,306	0	0	0
DAVIDSON	232,098	13	0	1
DICKSON	12,751	0	0	0
TOTALS	252,155	13	0	1



District 6, State General



County	 John Rose	 Christopher Martin Finley	Christopher B. Monday (Independent)
CANNON	4,702	1,111	138
CHEATHAM	3,998	1,107	118
CLAY	2,415	585	60
COFFEE	17,317	5,246	528
CUMBERLAND	23,060	5,862	541
DEKALB	5,806	1,586	160
FENTRESS	6,653	998	135
JACKSON	3,691	986	89
MACON	7,252	1,084	152
OVERTON	6,806	1,599	179
PICKETT	2,183	469	57
PUTNAM	22,513	7,943	870
ROBERTSON	22,654	7,430	773
SMITH	6,582	1,450	166
SUMNER	59,982	23,725	2,114
TROUSDALE	2,601	777	72
VAN BUREN	233	38	5
WHITE	9,232	2,087	248
WILSON	49,892	19,769	1,749
TOTALS	257,572	83,852	8,154

District 7, State General



County	 Mark E. Green	 Kiran Sreepada	Ronald Brown (Independent)	Scott Anthony Vieira Jr (Independent)
BENTON	5,358	1,261	135	42
CHESTER	5,908	1,241	85	39
DECATUR	3,995	784	73	20
GILES	9,055	2,652	236	64
HARDEMAN	5,302	3,386	203	53
HARDIN	9,122	1,532	148	35
HENDERSON	9,457	1,746	184	45
HICKMAN	7,193	1,888	206	42
HOUSTON	2,698	748	57	16
HUMPHREYS	5,856	1,715	167	42
LAWRENCE	13,743	2,574	337	89
LEWIS	4,155	974	84	27
MAURY	7,533	3,123	220	79
MCNAIRY	8,794	1,700	165	30
MONTGOMERY	42,844	26,117	3,109	643
PERRY	2,460	504	35	21
STEWART	4,856	974	86	33
WAYNE	4,939	634	76	22
WILLIAMSON	91,920	42,286	1,997	663
TOTALS	245,188	95,839	7,603	2,005

District 8, State General

County	 David Kustoff	 Erika Stotts Pearson	Jon Dillard (Independent)	James Hart (Independent)
BENTON	31	8	0	4
CARROLL	8,888	2,196	109	158
CROCKETT	4,402	1,067	28	88

County	 David Kustoff	 Erika Stotts Pearson	Jon Dillard (Independent)	James Hart (Independent)
DYER	11,135	2,694	114	145
FAYETTE	15,502	5,765	184	173
GIBSON	16,030	4,823	174	223
HAYWOOD	3,349	3,590	56	82
HENRY	10,170	2,892	142	983
LAKE	1,399	458	20	27
LAUDERDALE	5,458	2,458	66	135
MADISON	24,197	16,501	389	368
OBION	10,362	2,206	98	178
SHELBY	86,399	44,789	1,281	763
TIPTON	19,605	5,770	232	274
WEAKLEY	10,289	2,672	91	162
TOTALS	227,216	97,890	2,984	3,763

District 9, State General

County	 Charlotte Bergmann	 Steve Cohen	Dennis Clark (Independent)	Bobby Lyons (Independent)	Write-In Charles Shappley
SHELBY	48,818	187,905	3,962	2,192	3
TOTALS	48,818	187,905	3,962	2,192	3

Court of Appeals - Western Division

August 6, 2020

Judicial Retention

County	Carma Dennis McGee	
	Retain	Replace
ANDERSON	7,108	1,888
BEDFORD	2,893	834
BENTON	1,806	724
BLEDSoE	1,009	441
BLOUNT	11,658	4,181
BRADLEY	9,708	2,602
CAMPBELL	1,896	862
CANNON	963	444
CARROLL	3,029	936
CARTER	4,806	1,800
CHEATHAM	4,197	1,469
CHESTER	2,209	681
CLAIBORNE	3,526	1,448
CLAY	457	197
COCKE	2,467	956
COFFEE	5,958	2,122
CROCKETT	1,195	339
CUMBERLAND	6,617	1,842
DAVIDSON	67,921	31,352
DECATUR	1,237	510
DEKALB	1,419	624
DICKSON	4,685	1,785
DYER	2,380	906
FAYETTE	4,432	1,440
FENTRESS	1,447	746
FRANKLIN	3,717	1,319
GIBSON	3,312	1,132
GILES	2,806	1,099
GRAINGER	1,978	531
GREENE	5,586	2,316
GRUNDY	1,352	574
HAMBLEN	4,187	1,449
HAMILTON	36,737	12,114
HANCOCK	548	169
HARDEMAN	2,056	718
HARDIN	3,201	657
HAWKINS	4,131	1,303
HAYWOOD	1,532	453
HENDERSON	2,790	787
HENRY	3,384	992
HICKMAN	1,808	539
HOUSTON	803	337
HUMPHREYS	1,602	632

County	Carma Dennis McGee	
	Retain	Replace
JACKSON	1,321	560
JEFFERSON	4,025	1,123
JOHNSON	1,743	711
KNOX	45,090	15,805
LAKE	530	196
LAUDERDALE	1,792	865
LAWRENCE	3,062	1,278
LEWIS	1,602	622
LINCOLN	3,392	1,237
LOUDON	7,190	2,116
MACON	1,237	585
MADISON	8,928	2,801
MARION	2,620	1,266
MARSHALL	3,413	1,155
MAURY	7,919	2,572
MCMINN	4,098	1,464
MCNAIRY	2,664	930
MEIGS	999	336
MONROE	4,020	2,241
MONTGOMERY	12,735	4,727
MOORE	1,109	325
MORGAN	1,574	527
OBION	2,180	826
OVERTON	1,207	617
PERRY	917	289
PICKETT	540	246
POLK	1,708	1,035
PUTNAM	6,115	2,178
RHEA	2,767	896
ROANE	6,691	2,540
ROBERTSON	5,849	2,259
RUTHERFORD	22,914	9,840
SCOTT	1,092	478
SEQUATCHIE	1,268	336
SEVIER	8,072	2,697
SHELBY	75,526	36,318
SMITH	2,129	927
STEWART	1,480	436
SULLIVAN	15,555	4,359
SUMNER	15,011	4,999
TIPTON	4,755	1,143
TROUSDALE	1,022	414
UNICOI	1,882	643
UNION	1,366	525
VAN BUREN	423	197
WARREN	2,986	1,215
WASHINGTON	13,114	3,766
WAYNE	1,237	368
WEAKLEY	3,508	1,115
WHITE	2,335	1,006
WILLIAMSON	25,041	6,913
WILSON	15,680	6,087
TOTALS	601,986	226,360

Tennessee Senate Primary

August 6, 2020

District 2, Republican Primary

County	Art Swann
BLOUNT	13,908
SEVIER	6,767
TOTALS	20,675

District 2, Democratic Primary

County	No Candidate Qualified
BLOUNT	0
SEVIER	0

County	No Candidate Qualified
TOTALS	0

District 4, Republican Primary

County	Jon C. Lundberg
CARTER	1,069
JOHNSON	2,107
SULLIVAN	17,875
TOTALS	21,051

District 4, Democratic Primary

County	Amber Riddle
CARTER	119
JOHNSON	228
SULLIVAN	2,620
TOTALS	2,967

District 6, Republican Primary

County	Becky Duncan Massey
KNOX	19,741
TOTALS	19,741

District 6, Democratic Primary

County	Sam Brown	Jane George
KNOX	4,386	7,783
TOTALS	4,386	7,783


District 8, Republican Primary

County	Frank S. Niceley
CLAIBORNE	3,987
GRAINGER	2,434
HANCOCK	714
HAWKINS	4,675
JEFFERSON	4,724
UNION	1,764
TOTALS	18,298


District 8, Democratic Primary

County	No Candidate Qualified
CLAIBORNE	0
GRAINGER	0
HANCOCK	0
HAWKINS	0
JEFFERSON	0
UNION	0
TOTALS	0


District 10, Republican Primary

County	 Todd Gardenhire
BRADLEY	4,231
HAMILTON	9,489
TOTALS	13,720


District 10, Democratic Primary

County	 Glenn Scruggs
BRADLEY	473
HAMILTON	10,479
TOTALS	10,952


District 12, Republican Primary

County	 Ken Yager
CAMPBELL	2,716
FENTRESS	2,241
MORGAN	1,919
PICKETT	792
RHEA	3,364
ROANE	7,613
SCOTT	1,763
TOTALS	20,408


District 12, Democratic Primary

County	 No Candidate Qualified
CAMPBELL	0
FENTRESS	0
MORGAN	0
PICKETT	0
RHEA	0
ROANE	0
SCOTT	0
TOTALS	0

District 14, Republican Primary


County	 Shane Reeves
BEDFORD	3,770
LINCOLN	3,875
MARSHALL	3,611
MOORE	1,172
RUTHERFORD	7,767
TOTALS	20,195

District 14, Democratic Primary


County	 Chase Clemons
BEDFORD	827
LINCOLN	775
MARSHALL	865
MOORE	198
RUTHERFORD	3,810

County	 Chase Clemons
TOTALS	6,475


District 16, Republican Primary

County	 Janice Bowling
COFFEE	6,818
FRANKLIN	4,475
GRUNDY	1,764
MARION	3,039
SEQUATCHIE	1,502
VAN BUREN	608
WARREN	3,432
TOTALS	21,638


District 16, Democratic Primary

County	 Sheila Younglove
COFFEE	1,653
FRANKLIN	1,332
GRUNDY	395
MARION	1,208
SEQUATCHIE	260
VAN BUREN	120
WARREN	1,215
TOTALS	6,183


District 18, Republican Primary

County	 Ferrell Haile
DAVIDSON	1,723
SUMNER	16,204
TROUSDALE	996
TOTALS	18,923



District 18, Democratic Primary

County	 No Candidate Qualified
DAVIDSON	0
SUMNER	0
TROUSDALE	0
TOTALS	0

District 20, Republican Primary



County	 Steven Reid Dickerson
DAVIDSON	14,345
TOTALS	14,345

District 20, Democratic Primary


County	 Kimi Abernathy	 Heidi Campbell
DAVIDSON	12,723	13,441

County	 Kimi Abernathy	 Heidi Campbell
TOTALS	12,723	13,441



District 22, Republican Primary

County	 Doug Englen	 Bill Powers
HOUSTON	577	408
MONTGOMERY	5,704	7,210
STEWART	1,187	720
TOTALS	7,468	8,338


District 22, Democratic Primary

County	
HOUSTON	264
MONTGOMERY	6,111
STEWART	349
TOTALS	6,724



District 24, Republican Primary

County	 Casey L. Hood	 John D. Stevens
BENTON	909	1,252
CARROLL	1,324	2,254
GIBSON	1,618	2,615
HENRY	1,179	2,436
OBION	1,863	1,565
WEAKLEY	1,373	2,939
TOTALS	8,266	13,061


District 24, Democratic Primary

County	 No Candidate Qualified
BENTON	0
CARROLL	0
GIBSON	0
HENRY	0
OBION	0
WEAKLEY	0
TOTALS	0


District 26, Republican Primary

County	 Jai Templeton	 Page Walley
CHESTER	886	1,787
DECATUR	842	731
FAYETTE	1,350	4,027
HARDEMAN	704	1,551
HARDIN	2,204	1,236
HAYWOOD	282	737
HENDERSON	1,844	2,225
MCAIRY	3,216	598
TOTALS	11,328	12,892


District 26, Democratic Primary

County		
CHESTER		353
DECATUR		255
FAYETTE		1,438
HARDEMAN		1,168
HARDIN		379
HAYWOOD		1,015
HENDERSON		287
MCNAIRY		406
TOTALS		5,301

District 28, Republican Primary

County		
GILES		2,948
LAWRENCE		4,213
LEWIS		2,016
MAURY		8,834
PERRY		1,157
WAYNE		1,915
TOTALS		21,083



District 28, Democratic Primary

County		
GILES		0
LAWRENCE		0
LEWIS		0
MAURY		0
PERRY		0
WAYNE		0
TOTALS		0



District 30, Republican Primary

County		
SHELBY		0
TOTALS		0


District 30, Democratic Primary

County	 Marion Latroy	 Sara P. Kyle
SHELBY	4,292	10,241
TOTALS	4,292	10,241

District 32, Republican Primary

County	 Paul W. Rose	 Scott Throckmorton
SHELBY	11,758	4,707
TIPTON	5,536	635
TOTALS	17,294	5,342



District 32, Democratic Primary

County	 Julie Byrd Ashworth
SHELBY	6,312
TIPTON	1,174
TOTALS	7,486



Tennessee Senate General

November 3, 2020

District 2, State General

County	 Art Swann	 Write-In Patti Larimer Young
BLOUNT	52,454	1,676
SEVIER	27,220	98
TOTALS	79,674	1,774


District 4, State General

County	 Jon C. Lundberg	 Amber Riddle
CARTER	3,763	668
JOHNSON	5,546	1,095
SULLIVAN	56,329	15,618
TOTALS	65,638	17,381


District 6, State General

County	 Becky Duncan Massey	 Jane George
KNOX	61,286	35,785
TOTALS	61,286	35,785


District 8, State General

County	 Frank S. Niceley
CLAIBORNE	10,276
GRAINGER	8,363
HANCOCK	2,134
HAWKINS	16,359
JEFFERSON	17,186
UNION	5,395
TOTALS	59,713



District 10, State General

County	 Todd Gardenhire	 Glenn Scruggs
BRADLEY	14,274	2,751
HAMILTON	30,775	36,937
TOTALS	45,049	39,688



District 12, State General

County	 Ken Yager
CAMPBELL	12,194
FENTRESS	6,843
MORGAN	7,273
PICKETT	2,216
RHEA	11,525
ROANE	22,026
SCOTT	6,965
TOTALS	69,042



District 14, State General

County	 Shane Reeves	 Chase Clemons
BEDFORD	12,909	3,651
LINCOLN	12,001	2,840
MARSHALL	9,724	3,145
MOORE	2,619	546
RUTHERFORD	24,898	14,258
TOTALS	62,351	24,440


District 16, State General

County	 Janice Bowling	 Sheila Younglove
COFFEE	17,895	5,525
FRANKLIN	12,932	4,350
GRUNDY	4,284	929
MARION	9,624	3,110
SEQUATCHIE	5,257	1,213
VAN BUREN	2,092	515
WARREN	10,295	4,045
TOTALS	62,379	19,687



District 18, State General

County	 Ferrell Haile	 John A. Gentry (Independent)
DAVIDSON	6,941	6,187
SUMNER	58,670	19,452
TROUSDALE	2,530	622
TOTALS	68,141	26,261



District 20, State General

County	 Steven Reid Dickerson	 Heidi Campbell
DAVIDSON	54,755	58,746
TOTALS	54,755	58,746



District 22, State General

County	 Bill Powers	 Ronnie L. Glynn
HOUSTON	2,643	857
MONTGOMERY	42,460	28,394
STEWART	4,664	1,132
TOTALS	49,767	30,383




District 24, State General

County	 John D. Stevens	 Yahweh Yahweh (Independent)
BENTON	5,691	796
CARROLL	9,305	1,355
GIBSON	15,822	2,268
HENRY	11,020	1,545
OBION	10,842	1,293
WEAKLEY	10,852	1,538
TOTALS	63,532	8,795


District 26, State General

County	 Page Walley	 Civil Miller-Watkins
CHESTER	6,154	1,237
DECATUR	4,081	814
FAYETTE	15,171	5,473
HARDEMAN	5,882	3,558
HARDIN	9,335	1,568
HAYWOOD	3,371	3,672
HENDERSON	9,726	1,804
MCNAIRY	8,981	1,792
TOTALS	62,701	19,918



District 28, State General

County	 Joey Hensley	 James Gray (Independent)	 Write-In James R. Trusty
GILES	8,709	1,943	0
LAWRENCE	13,986	2,455	0
LEWIS	4,479	851	0
MAURY	30,524	11,660	1
PERRY	2,393	400	0
WAYNE	4,959	563	2
TOTALS	65,050	17,872	3

District 30, State General

County	 Sara P. Kyle
SHELBY	43,895
TOTALS	43,895

District 32, State General

County	 Paul W. Rose	 Julie Byrd Ashworth
SHELBY	50,887	26,008
TIPTON	19,762	5,563
TOTALS	70,649	31,571

Tennessee House of Representatives Primary

August 6, 2020

District 1, Republican Primary

County	John K. Crawford
SULLIVAN	5,724
TOTALS	5,724

District 1, Democratic Primary

County	No Candidate Qualified
SULLIVAN	0
TOTALS	0

District 2, Republican Primary

County	Bud Hulsey
SULLIVAN	8,668
TOTALS	8,668

District 2, Democratic Primary

County	Arvil Love Jr
SULLIVAN	1,248
TOTALS	1,248





District 3, Republican Primary

County	Scotty Campbell	Neal Kerney
CARTER	871	245
JOHNSON	2,255	771
SULLIVAN	3,250	1,285
TOTALS	6,376	2,301

District 3, Democratic Primary

County	No Candidate Qualified
CARTER	0
JOHNSON	0
SULLIVAN	0
TOTALS	0


District 4, Republican Primary

County	 Robert (Bob) Acuff	 John B. Holsclaw Jr	 Tim Lingerfelt	 Write-In Ty James West
CARTER	1,451	4,516	448	1
UNICOI	414	1,166	1,068	0
TOTALS	1,865	5,682	1,516	1


District 4, Democratic Primary

County	 Bobby Patrick Harrell
CARTER	566
UNICOI	259
TOTALS	825



District 5, Republican Primary

County	 David B. Hawk
GREENE	6,384
TOTALS	6,384


District 5, Democratic Primary

County	 No Candidate Qualified
GREENE	0
TOTALS	0



District 6, Republican Primary

County	 Tim Hicks	 Micah Van Huss
WASHINGTON	5,412	3,997
TOTALS	5,412	3,997

District 6, Democratic Primary

County	 Brad Batt
WASHINGTON	1,471
TOTALS	1,471

District 7, Republican Primary

County	 Rebecca Keefauver Alexander	 Matthew Hill
WASHINGTON	5,081	2,970
TOTALS	5,081	2,970

District 7, Democratic Primary

County	No Candidate Qualified
WASHINGTON	0
TOTALS	0

District 8, Republican Primary

County	Jerome F. Moon
BLOUNT	6,931
TOTALS	6,931

District 8, Democratic Primary

County	Jay Clark
BLOUNT	1,734
TOTALS	1,734

District 9, Republican Primary

County	Gary W Hicks Jr
HANCOCK	818
HAWKINS	5,239
TOTALS	6,057

District 9, Democratic Primary

County	No Candidate Qualified
HANCOCK	0
HAWKINS	0
TOTALS	0


District 10, Republican Primary

County	Rick Eldridge
HAMBLEN	3,967
TOTALS	3,967


District 10, Democratic Primary

County	No Candidate Qualified
HAMBLEN	0
TOTALS	0


District 11, Republican Primary

County	 Jeremy Faison
COCKE	3,136
GREENE	819
JEFFERSON	1,813
TOTALS	5,768

District 11, Democratic Primary

County	 No Candidate Qualified
COCKE	0
GREENE	0
JEFFERSON	0
TOTALS	0

District 12, Republican Primary

County	 Dale Carr
SEVIER	6,675
TOTALS	6,675

District 12, Democratic Primary

County	 Bennett H Lapidus
SEVIER	930
TOTALS	930

District 13, Republican Primary

County	 Elaine Davis
KNOX	4,066
TOTALS	4,066


District 13, Democratic Primary

County	 Gloria Johnson
KNOX	5,031
TOTALS	5,031


District 14, Republican Primary

County	 Jason Zachary
KNOX	9,039
TOTALS	9,039




District 14, Democratic Primary

County	 Justin Davis
KNOX	3,673
TOTALS	3,673



District 15, Republican Primary

County	 No Candidate Qualified
KNOX	0
TOTALS	0

District 15, Democratic Primary

County	 Sam McKenzie	 Matthew Park	 Rick Staples
KNOX	2,032	2,007	1,095
TOTALS	2,032	2,007	1,095


District 16, Republican Primary

County	 Patti Lou Bounds	 Michele Carringer
KNOX	3,343	4,657
TOTALS	3,343	4,657


District 16, Democratic Primary

County	 Elizabeth Rowland
KNOX	2,521
TOTALS	2,521



District 17, Republican Primary

County	 Andrew Ellis Farmer
JEFFERSON	3,328
SEVIER	2,736
TOTALS	6,064


District 17, Democratic Primary

County	 Delynn McCash
JEFFERSON	451
SEVIER	383
TOTALS	834


District 18, Republican Primary

County	 Eddie Mannis	 Gina Oster
KNOX	3,470	3,371
TOTALS	3,470	3,371


District 18, Democratic Primary

County	 Virginia Couch
KNOX	3,892
TOTALS	3,892



District 19, Republican Primary

County	 Dave Wright
KNOX	6,660
TOTALS	6,660


District 19, Democratic Primary

County	 No Candidate Qualified
KNOX	0
TOTALS	0


District 20, Republican Primary

County	 Bob Ramsey	 Bryan Richey
BLOUNT	4,879	2,275
TOTALS	4,879	2,275

District 20, Democratic Primary

County	 Susan Sneed
BLOUNT	2,118
TOTALS	2,118

District 21, Republican Primary

County	 Lowell Russell
LOUDON	6,172
MONROE	3,696
TOTALS	9,868

District 21, Democratic Primary

County	No Candidate Qualified
LOUDON	0
MONROE	0
TOTALS	0

District 22, Republican Primary

County	Dan Howell
BRADLEY	4,514
MEIGS	1,254
POLK	2,140
TOTALS	7,908

District 22, Democratic Primary

County	No Candidate Qualified
BRADLEY	0
MEIGS	0
POLK	0
TOTALS	0

District 23, Republican Primary

County	Mark Cochran
MCMINN	5,338
MONROE	2,169
TOTALS	7,507

District 23, Democratic Primary

County	No Candidate Qualified
MCMINN	0
MONROE	0
TOTALS	0


District 24, Republican Primary

County	Mark Hall
BRADLEY	6,287
TOTALS	6,287


District 24, Democratic Primary

County	Daniel Jones
BRADLEY	1,360
TOTALS	1,360


District 25, Republican Primary

County	 Cameron Sexton
CUMBERLAND	8,831
PUTNAM	576
VAN BUREN	570
TOTALS	9,977

District 25, Democratic Primary

County	 Robyn Deck
CUMBERLAND	1,499
PUTNAM	133
VAN BUREN	115
TOTALS	1,747

District 26, Republican Primary

County	 Robin T. Smith
HAMILTON	8,017
TOTALS	8,017

District 26, Democratic Primary

County	 Joan Farrell
HAMILTON	3,683
TOTALS	3,683

District 27, Republican Primary

County	 Patsy Hazlewood
HAMILTON	8,650
TOTALS	8,650


District 27, Democratic Primary

County	 No Candidate Qualified
HAMILTON	0
TOTALS	0


District 28, Republican Primary

County	 No Candidate Qualified
HAMILTON	0
TOTALS	0


District 28, Democratic Primary

County	 Yusuf A. Hakeem
HAMILTON	6,871
TOTALS	6,871


District 29, Republican Primary

County	 Mike Carter
HAMILTON	7,694
TOTALS	7,694


District 29, Democratic Primary

County	 No Candidate Qualified
HAMILTON	0
TOTALS	0


District 30, Republican Primary

County	 Esther Helton
HAMILTON	5,765
TOTALS	5,765


District 30, Democratic Primary

County	 Joseph Udejaja
HAMILTON	2,953
TOTALS	2,953



District 31, Republican Primary

County	 Ron Travis
BLEDSON	1,302
RHEA	3,294
ROANE	786
SEQUATCHIE	1,587
TOTALS	6,969

District 31, Democratic Primary

County	 Dean Sparks
BLEDSON	278
RHEA	565
ROANE	181
SEQUATCHIE	257
TOTALS	1,281


District 32, Republican Primary

County	 	
	Kent Calfee	Mike Hooks
LOUDON	1,275	768
ROANE	4,760	2,402
TOTALS	6,035	3,170


District 32, Democratic Primary

County	 No Candidate Qualified
LOUDON	0
ROANE	0
TOTALS	0


District 33, Republican Primary

County	 John D Ragan
ANDERSON	5,565
TOTALS	5,565


District 33, Democratic Primary

County	 Write-In Madison Dittner
ANDERSON	183
TOTALS	183


District 34, Republican Primary

County	 Tim Rudd
RUTHERFORD	6,634
TOTALS	6,634

District 34, Democratic Primary

County	 Mary R. Vaughn
RUTHERFORD	3,918
TOTALS	3,918

District 35, Republican Primary

County	 Jerry Sexton
CLAIBORNE	4,100
GRAINGER	2,276
UNION	736
TOTALS	7,112

District 35, Democratic Primary

County	No Candidate Qualified
CLAIBORNE	0
GRAINGER	0
UNION	0
TOTALS	0

District 36, Republican Primary

County	Dennis Powers
ANDERSON	998
CAMPBELL	2,770
UNION	1,109
TOTALS	4,877

District 36, Democratic Primary

County	CJ Mitchell
ANDERSON	303
CAMPBELL	406
UNION	196
TOTALS	905

District 37, Republican Primary

County	Charlie Baum
RUTHERFORD	5,110
TOTALS	5,110

District 37, Democratic Primary


County	Mariah N. Phillips
RUTHERFORD	3,454
TOTALS	3,454

District 38, Republican Primary


County	Kelly T Keisling
CLAY	745
FENTRESS	1,208
MACON	2,077
PICKETT	914
SCOTT	1,782
TOTALS	6,726

District 38, Democratic Primary


County	Carol Abney
CLAY	165
FENTRESS	163

County		 Carol Abney
MACON		201
PICKETT		141
SCOTT		166
TOTALS		836


District 39, Republican Primary

County		 Iris Rudder
FRANKLIN		4,322
MARION		1,534
MOORE		1,165
TOTALS		7,021


District 39, Democratic Primary

County		 No Candidate Qualified
FRANKLIN		0
MARION		0
MOORE		0
TOTALS		0


District 40, Republican Primary

County		 Terri Lynn Weaver
DEKALB		1,525
SMITH		2,878
SUMNER		3,883
TROUSDALE		1,084
TOTALS		9,370


District 40, Democratic Primary


County		 No Candidate Qualified
DEKALB		0
SMITH		0
SUMNER		0
TROUSDALE		0
TOTALS		0

District 41, Republican Primary



County		 No Candidate Qualified
FENTRESS		0
JACKSON		0
MORGAN		0
OVERTON		0
TOTALS		0

District 41, Democratic Primary

County		 John Mark Windle
FENTRESS		168

County	 John Mark Windle	
JACKSON	585	
MORGAN	335	
OVERTON	631	
TOTALS	1,719	




District 42, Republican Primary

County	 Dennis C Bynum	 Ryan Williams
PUTNAM	2,489	5,778
TOTALS	2,489	5,778


District 42, Democratic Primary

County	 No Candidate Qualified
PUTNAM	0
TOTALS	0


District 43, Republican Primary

County	 Jerry Lowery	 Bobby Robinson	 Paul Sherrell
GRUNDY	843	180	1,002
WARREN	625	388	1,321
WHITE	722	1,485	1,551
TOTALS	2,190	2,053	3,874


District 43, Democratic Primary

County	 No Candidate Qualified
GRUNDY	0
WARREN	0
WHITE	0
TOTALS	0


District 44, Republican Primary

County	 William Lamberth
SUMNER	5,981
TOTALS	5,981


District 44, Democratic Primary

County	 No Candidate Qualified
SUMNER	0
TOTALS	0


District 45, Republican Primary

County		 Johnny Garrett
SUMNER		7,191
TOTALS		7,191


District 45, Democratic Primary

County		 No Candidate Qualified
SUMNER		0
TOTALS		0



District 46, Republican Primary

County		 Clark Boyd
CANNON		1,430
DEKALB		484
WILSON		6,345
TOTALS		8,259


District 46, Democratic Primary

County		 No Candidate Qualified
CANNON		0
DEKALB		0
WILSON		0
TOTALS		0

District 47, Republican Primary

County		 Rush Bricken	 Ronnie E. Holden
COFFEE		4,639	2,216
WARREN		876	442
TOTALS		5,515	2,658


District 47, Democratic Primary

County		 No Candidate Qualified
COFFEE		0
WARREN		0
TOTALS		0


District 48, Republican Primary

County		 Bryan Terry
RUTHERFORD		6,484
TOTALS		6,484


District 48, Democratic Primary

County	 Matt Ferry
RUTHERFORD	3,115
TOTALS	3,115


District 49, Republican Primary

County	 Mike Sparks
RUTHERFORD	3,653
TOTALS	3,653


District 49, Democratic Primary

County	 Brandon Thomas
RUTHERFORD	2,968
TOTALS	2,968

District 50, Republican Primary

County	 No Candidate Qualified
DAVIDSON	0
TOTALS	0


District 50, Democratic Primary

County	 Bo Mitchell
DAVIDSON	7,493
TOTALS	7,493


District 51, Republican Primary

County	 No Candidate Qualified
DAVIDSON	0
TOTALS	0



District 51, Democratic Primary

County	 Bill Beck
DAVIDSON	9,910
TOTALS	9,910


District 52, Republican Primary

County	 Donna Tees	
DAVIDSON		1,226
TOTALS		1,226


District 52, Democratic Primary

County	 Mike Stewart	 James C. Turner II
DAVIDSON	4,327	2,634
TOTALS	4,327	2,634

District 53, Republican Primary

County	 No Candidate Qualified	
DAVIDSON		0
TOTALS		0



District 53, Democratic Primary

County	 Jason L. Powell	
DAVIDSON		6,075
TOTALS		6,075

District 54, Republican Primary

County	 No Candidate Qualified	
DAVIDSON		0
TOTALS		0


District 54, Democratic Primary

County	 Terry Clayton	 Vincent Dixie
DAVIDSON	4,772	7,060
TOTALS	4,772	7,060


District 55, Republican Primary

County	 No Candidate Qualified	
DAVIDSON		0
TOTALS		0


District 55, Democratic Primary

County	 John Ray Clemmons
DAVIDSON	8,994
TOTALS	8,994


District 56, Republican Primary

County	 Diane Michel Canada
DAVIDSON	5,918
TOTALS	5,918


District 56, Democratic Primary

County	 Bob Freeman
DAVIDSON	9,592
TOTALS	9,592

District 57, Republican Primary

County	 Susan M Lynn
WILSON	10,543
TOTALS	10,543

District 57, Democratic Primary

County	 No Candidate Qualified
WILSON	0
TOTALS	0


District 58, Republican Primary

County	 No Candidate Qualified
DAVIDSON	0
TOTALS	0


District 58, Democratic Primary

County	 Harold M. Love
DAVIDSON	8,203
TOTALS	8,203


District 59, Republican Primary

County	 No Candidate Qualified
DAVIDSON	0
TOTALS	0



District 59, Democratic Primary

County	 Jason Potts
DAVIDSON	4,698
TOTALS	4,698


District 60, Republican Primary

County	 No Candidate Qualified
DAVIDSON	0
TOTALS	0

District 60, Democratic Primary

County	 Darren Jernigan	 Grant Thomas Medeiros
DAVIDSON	5,241	2,136
TOTALS	5,241	2,136


District 61, Republican Primary

County	 Brandon Ogles
WILLIAMSON	8,180
TOTALS	8,180

District 61, Democratic Primary

County	 Sam Bledsoe
WILLIAMSON	3,218
TOTALS	3,218

District 62, Republican Primary

County	 Pat Marsh
BEDFORD	4,132
LINCOLN	2,145
TOTALS	6,277

District 62, Democratic Primary

County	No Candidate Qualified
BEDFORD	0
LINCOLN	0
TOTALS	0

District 63, Republican Primary

County	Glen Casada
WILLIAMSON	8,633
TOTALS	8,633

District 63, Democratic Primary

County	Elizabeth Madeira
WILLIAMSON	3,994
TOTALS	3,994

District 64, Republican Primary

County	Scott E. Cepicky
MAURY	7,771
TOTALS	7,771

District 64, Democratic Primary

County	James Campbell
MAURY	2,125
TOTALS	2,125


District 65, Republican Primary

County	Sam Whitson
WILLIAMSON	6,873
TOTALS	6,873


District 65, Democratic Primary

County	Jennifer Foley
WILLIAMSON	2,664
TOTALS	2,664


District 66, Republican Primary

County	 Sabi (Doc) Kumar
ROBERTSON	6,670
TOTALS	6,670

District 66, Democratic Primary

County	 Jarvus M. Turnley
ROBERTSON	1,783
TOTALS	1,783


District 67, Republican Primary

County	 John W. Dawson
MONTGOMERY	2,429
TOTALS	2,429

District 67, Democratic Primary

County	 Jason Hodges
MONTGOMERY	2,593
TOTALS	2,593


District 68, Republican Primary

County	 Curtis Johnson
MONTGOMERY	7,409
TOTALS	7,409


District 68, Democratic Primary

County	 No Candidate Qualified
MONTGOMERY	0
TOTALS	0


District 69, Republican Primary

County	 Michael G. Curcio
DICKSON	1,870
HICKMAN	2,029
MAURY	1,237
TOTALS	5,136


District 69, Democratic Primary

County	 Eddie Johnson
DICKSON	807
HICKMAN	471
MAURY	740
TOTALS	2,018




District 70, Republican Primary

County	 Clay Doggett
GILES	3,561
LAWRENCE	3,440
TOTALS	7,001


District 70, Democratic Primary

County	 No Candidate Qualified
GILES	0
LAWRENCE	0
TOTALS	0



District 71, Republican Primary

County	 David "Coach" Byrd	 Austin Carroll	 Garry Welch
HARDIN	1,778	396	1,336
LAWRENCE	473	193	70
LEWIS	1,008	989	142
WAYNE	2,027	280	130
TOTALS	5,286	1,858	1,678


District 71, Democratic Primary

County	 No Candidate Qualified
HARDIN	0
LAWRENCE	0
LEWIS	0
WAYNE	0
TOTALS	0

District 72, Republican Primary

County	 Kirk Haston	 Gordon Wildridge
CHESTER	2,167	452
DECATUR	1,299	334
HENDERSON	2,071	2,207
PERRY	1,477	72
TOTALS	7,014	3,065


District 72, Democratic Primary

County	 No Candidate Qualified
CHESTER	0
DECATUR	0
HENDERSON	0
PERRY	0
TOTALS	0


District 73, Republican Primary

County	 Chris Todd
MADISON	6,539
TOTALS	6,539


District 73, Democratic Primary

County	 No Candidate Qualified
MADISON	0
TOTALS	0


District 74, Republican Primary

County	 Jay D. Reedy
HOUSTON	960
HUMPHREYS	1,820
MONTGOMERY	1,698
TOTALS	4,478


District 74, Democratic Primary

County	 No Candidate Qualified
HOUSTON	0
HUMPHREYS	0
MONTGOMERY	0
TOTALS	0

District 75, Republican Primary






County	 Bruce I. Griffey
BENTON	2,006
HENRY	3,498
STEWART	1,650
TOTALS	7,154

District 75, Democratic Primary

County	 No Candidate Qualified
BENTON	0
HENRY	0
STEWART	0

County	No Candidate Qualified
TOTALS	0


District 76, Republican Primary

County	 Tandy Darby	 Dennis J. Doster	 David Hawks	 John McMahan	 Keith Priestley
CARROLL	391	206	32	340	768
OBION	312	109	18	609	74
WEAKLEY	2,119	896	109	724	722
TOTALS	2,822	1,211	159	1,673	1,564

District 76, Democratic Primary

County	No Candidate Qualified
CARROLL	0
OBION	0
WEAKLEY	0
TOTALS	0



District 77, Republican Primary

County	 Rusty Grills
DYER	3,123
LAKE	616
OBION	2,220
TOTALS	5,959


District 77, Democratic Primary

County	No Candidate Qualified
DYER	0
LAKE	0
OBION	0
TOTALS	0



District 78, Republican Primary

County	 James Ebb Gupton Jr.	 Mary Littleton
CHEATHAM	1,133	3,339
DICKSON	971	2,082
TOTALS	2,104	5,421


District 78, Democratic Primary

County	 Holly Spann
CHEATHAM	1,743
DICKSON	1,039
TOTALS	2,782


District 79, Republican Primary

County	 Curtis Halford	 Christine Warrington
CARROLL	1,598	317
GIBSON	3,886	759
TOTALS	5,484	1,076


District 79, Democratic Primary

County	 No Candidate Qualified
CARROLL	0
GIBSON	0
TOTALS	0

District 80, Republican Primary

County	 No Candidate Qualified
HARDEMAN	0
MADISON	0
TOTALS	0

District 80, Democratic Primary

County	 Johnny W. Shaw
HARDEMAN	1,390
MADISON	2,367
TOTALS	3,757


District 81, Republican Primary

County	 Debra F. Moody
TIPTON	5,606
TOTALS	5,606


District 81, Democratic Primary

County	 No Candidate Qualified
TIPTON	0
TOTALS	0


District 82, Republican Primary

County	 Chris Hurt
CROCKETT	1,540
HAYWOOD	997
LAUDERDALE	1,773
TOTALS	4,310


District 82, Democratic Primary

County	 Andrea Bond-Johnson
CROCKETT	326
HAYWOOD	1,274
LAUDERDALE	1,142
TOTALS	2,742


District 83, Republican Primary

County	 Mark White
SHELBY	5,737
TOTALS	5,737



District 83, Democratic Primary

County	 Jerri Green
SHELBY	4,401
TOTALS	4,401


District 84, Republican Primary

County	 No Candidate Qualified
SHELBY	0
TOTALS	0



District 84, Democratic Primary

County	 Dominique Primer	 Joe Towns Jr.
SHELBY	2,576	4,237
TOTALS	2,576	4,237


District 85, Republican Primary

County	 No Candidate Qualified
SHELBY	0
TOTALS	0





District 85, Democratic Primary

County	 Jesse Chism	 Alvin Crook
SHELBY	6,744	1,482
TOTALS	6,744	1,482


District 86, Republican Primary

County	 Rob White
SHELBY	1,433
TOTALS	1,433


District 86, Democratic Primary

County	 Barbara Cooper	 Austin A. Crowder	 Dominique Frost	 JoAnn Wooten-Lewis
SHELBY	3,936	140	1,542	319
TOTALS	3,936	140	1,542	319

District 87, Republican Primary

County	 No Candidate Qualified
SHELBY	0
TOTALS	0


District 87, Democratic Primary

County	 Karen Camper
SHELBY	6,025
TOTALS	6,025


District 88, Republican Primary

County	 No Candidate Qualified
SHELBY	0
TOTALS	0


District 88, Democratic Primary

County	 Larry J. Miller	 Orrden W. Williams Jr.
SHELBY	4,387	982
TOTALS	4,387	982

District 89, Republican Primary

County	 Justin Lafferty
KNOX	6,664
TOTALS	6,664




District 89, Democratic Primary

County	 No Candidate Qualified
KNOX	0
TOTALS	0

District 90, Republican Primary

County	 No Candidate Qualified
SHELBY	0
TOTALS	0

District 90, Democratic Primary

County	 Torrey C. Harris	 Anya Parker	 Catrina Smith
SHELBY	3,859	1,162	1,757
TOTALS	3,859	1,162	1,757




District 91, Republican Primary

County	 No Candidate Qualified
SHELBY	0
TOTALS	0


District 91, Democratic Primary

County	 London Lamar
SHELBY	5,340
TOTALS	5,340


District 92, Republican Primary

County	 Vincent A. Cuevas	 Rick Tillis	 Todd Warner
FRANKLIN	5	49	26
LINCOLN	185	920	1,003
MARION	66	662	785
MARSHALL	896	1,673	2,177
TOTALS	1,152	3,304	3,991


District 92, Democratic Primary

County	 No Candidate Qualified
FRANKLIN	0
LINCOLN	0
MARION	0
MARSHALL	0
TOTALS	0


District 93, Republican Primary

County	 No Candidate Qualified
SHELBY	0
TOTALS	0


District 93, Democratic Primary

County	 G.A. Hardaway
SHELBY	4,723
TOTALS	4,723

District 94, Republican Primary

County	 Ron M. Gant
FAYETTE	4,783
HARDEMAN	280
MCNAIRY	3,363
TOTALS	8,426

District 94, Democratic Primary

County	 No Candidate Qualified
FAYETTE	0
HARDEMAN	0
MCNAIRY	0
TOTALS	0

District 95, Republican Primary

County	 William Kevin Vaughan
SHELBY	7,900
TOTALS	7,900


District 95, Democratic Primary

County	 Lynnette P. Williams
SHELBY	2,829
TOTALS	2,829



District 96, Republican Primary

County	 Patricia "Patti" Possel
SHELBY	4,093
TOTALS	4,093





District 96, Democratic Primary

County	 Dwayne Thompson
SHELBY	6,039
TOTALS	6,039

District 97, Republican Primary

County	 John Gillespie	 Brandon S. Weise
SHELBY	3,628	1,009
TOTALS	3,628	1,009


District 97, Democratic Primary

County	 Allan Creasy	 Ruby Powell-Dennis	 Gabby Salinas	 Clifford Stockton
SHELBY	665	1,241	2,460	432
TOTALS	665	1,241	2,460	432

District 98, Republican Primary

County	 No Candidate Qualified
SHELBY	0
TOTALS	0

District 98, Democratic Primary

County	 Antonio Parkinson	 Charles A. Thompson
SHELBY	4,266	722
TOTALS	4,266	722

District 99, Republican Primary

County	 Tom Leatherwood	 Lee Mills
SHELBY	5,243	2,599
TOTALS	5,243	2,599


District 99, Democratic Primary

County	 No Candidate Qualified
SHELBY	0
TOTALS	0



Tennessee House of Representatives General

November 3, 2020


District 1, State General

County	 John K. Crawford	
SULLIVAN	22,456	
TOTALS	22,456	

District 2, State General

County	 Bud Hulseley	 Arvil Love Jr
SULLIVAN	23,315	6,915
TOTALS	23,315	6,915


District 3, State General

County	 Scotty Campbell	
CARTER	3,057	
JOHNSON	6,562	
SULLIVAN	14,259	
TOTALS	23,878	



District 4, State General

County	 John B. Holsclaw Jr	 Bobby Patrick Harrell
CARTER	14,620	3,293
UNICOI	5,962	1,415
TOTALS	20,582	4,708


District 5, State General

County	 David B. Hawk	
GREENE	21,277	
TOTALS	21,277	



District 6, State General

County	 Tim Hicks	 Brad Batt
WASHINGTON	21,557	8,107
TOTALS	21,557	8,107


District 7, State General

County	 Rebecca Keefauver Alexander	
WASHINGTON	18,136	
TOTALS	18,136	


District 8, State General

County	 Jerome F. Moon	 Jay Clark
BLOUNT	23,762	7,971
TOTALS	23,762	7,971


District 9, State General

County	 Gary W. Hicks Jr	
HANCOCK	2,270	
HAWKINS	18,862	
TOTALS	21,132	



District 10, State General

County	 Rick Eldridge	
HAMBLEN	17,156	
TOTALS	17,156	

District 11, State General

County	 Jeremy Faison	
COCKE	10,932	
GREENE	2,777	
JEFFERSON	5,984	
TOTALS	19,693	

District 12, State General

County	 Dale Carr	 Bennett H. Lapides
SEVIER	23,858	5,502
TOTALS	23,858	5,502



District 13, State General

County	 Elaine Davis	 Gloria Johnson
KNOX	12,664	14,242
TOTALS	12,664	14,242



District 14, State General

County	 Jason Zachary	 Justin Davis
KNOX	26,539	14,558
TOTALS	26,539	14,558



District 15, State General

County	 Sam McKenzie	 Troy B. Jones (Independent)
KNOX	13,158	4,887
TOTALS	13,158	4,887


District 16, State General

County	 Michele Carringer	 Elizabeth Rowland
KNOX	21,438	9,517
TOTALS	21,438	9,517


District 17, State General

County	 Andrew Ellis Farmer	 Delynn McCash
JEFFERSON	11,306	2,676
SEVIER	10,302	2,259
TOTALS	21,608	4,935

District 18, State General

County	 Eddie Mannis	 Virginia Couch
KNOX	17,400	14,350
TOTALS	17,400	14,350


District 19, State General

County	 Dave Wright
KNOX	24,350
TOTALS	24,350


District 20, State General

County	 Bob Ramsey	 Susan Sneed
BLOUNT	23,650	8,806
TOTALS	23,650	8,806



District 21, State General

County	 Lowell Russell
LOUDON	17,444
MONROE	11,780
TOTALS	29,224



District 22, State General

County	 Dan Howell	
BRADLEY		14,198
MEIGS		3,647
POLK		6,801
TOTALS		24,646



District 23, State General

County	 Mark Cochran	 David G.E. Fankhauser (Independent)
MCMINN	18,664	2,880
MONROE	5,626	831
TOTALS	24,290	3,711



District 24, State General

County	 Mark Hall	 Daniel Jones
BRADLEY	19,249	5,960
TOTALS	19,249	5,960


District 25, State General

County	 Cameron Sexton	 Robyn Deck
CUMBERLAND	24,158	5,330
PUTNAM	1,518	415
VAN BUREN	2,102	505
TOTALS	27,778	6,250


District 26, State General

County	 Robin T. Smith	 Joan Farrell
HAMILTON	24,396	13,311
TOTALS	24,396	13,311


District 27, State General

County	 Patsy Hazlewood	
HAMILTON		26,988
TOTALS		26,988



District 28, State General

County	 Yusuf A. Hakeem	
HAMILTON		21,062
TOTALS		21,062



District 29, State General

County	 Mike Carter	
HAMILTON		28,261
TOTALS		28,261


District 30, State General

County	 Esther Helton	 Joseph Udejaja
HAMILTON	19,146	11,907
TOTALS	19,146	11,907

District 31, State General

County	 Ron Travis	 Dean Sparks
BLEDSOE	4,586	915
RHEA	10,957	2,118
ROANE	2,128	593
SEQUATCHIE	5,622	1,153
TOTALS	23,293	4,779

District 32, State General

County	 Kent Calfee	
LOUDON		6,667
ROANE		18,980
TOTALS		25,647


District 33, State General

County	 John D Ragan	
ANDERSON		23,145
TOTALS		23,145



District 34, State General

County	 Tim Rudd	 Mary R. Vaughn
RUTHERFORD	26,284	16,381
TOTALS	26,284	16,381



District 35, State General

County	 Jerry Sexton	
CLAIBORNE		10,525
GRAINGER		8,146
UNION		2,153
TOTALS		20,824



District 36, State General

County	 Dennis Powers	 CJ Mitchell
ANDERSON	3,613	1,046
CAMPBELL	11,687	2,237
UNION	3,744	770
TOTALS	19,044	4,053


District 37, State General

County	 Charlie Baum	 Mariah N. Phillips
RUTHERFORD	17,372	12,509
TOTALS	17,372	12,509



District 38, State General

County	 Kelly T Keisling	 Carol Abney
CLAY	2,424	743
FENTRESS	3,444	537
MACON	6,875	1,145
PICKETT	2,293	465
SCOTT	7,141	834
TOTALS	22,177	3,724


District 39, State General

County	 Iris Rudder
FRANKLIN	13,438
MARION	5,339
MOORE	2,960
TOTALS	21,737


District 40, State General

County	 Terri Lynn Weaver	 Paddy Sizemore (Independent)
DEKALB	4,284	991
SMITH	6,364	1,743
SUMNER	12,570	3,635
TROUSDALE	2,768	622
TOTALS	25,986	6,991



District 41, State General

County	 John Mark Windle
FENTRESS	2,792
JACKSON	2,429
MORGAN	5,921
OVERTON	6,254
TOTALS	17,396


District 42, State General

County	 Ryan Williams	
PUTNAM	20,591	
TOTALS	20,591	


District 43, State General

County	 Paul Sherrell	 Luke Cameron (Independent)
GRUNDY	4,264	820
WARREN	6,533	2,088
WHITE	9,294	2,204
TOTALS	20,091	5,112


District 44, State General

County	 William Lamberth	
SUMNER	27,015	
TOTALS	27,015	


District 45, State General

County	 Johnny Garrett	
SUMNER	29,487	
TOTALS	29,487	



District 46, State General

County	 Clark Boyd	
CANNON	4,427	
DEKALB	1,449	
WILSON	22,343	
TOTALS	28,219	



District 47, State General

County	 Rush Bricken	
COFFEE	19,760	
WARREN	4,178	
TOTALS	23,938	


District 48, State General

County	 Bryan Terry	 Matt Ferry
RUTHERFORD	19,724	12,236
TOTALS	19,724	12,236


District 49, State General

County	 Mike Sparks	 Brandon Thomas
RUTHERFORD	15,375	13,167
TOTALS	15,375	13,167



District 50, State General

County	 Bo Mitchell
DAVIDSON	23,658
TOTALS	23,658


District 51, State General

County	 Bill Beck
DAVIDSON	27,212
TOTALS	27,212

District 52, State General

County	 Donna Tees	 Mike Stewart
DAVIDSON	6,382	16,421
TOTALS	6,382	16,421


District 53, State General

County	 Jason L. Powell
DAVIDSON	20,075
TOTALS	20,075



District 54, State General

County	 Vincent Dixie
DAVIDSON	24,619
TOTALS	24,619



District 55, State General

County	 John Ray Clemmons
DAVIDSON	25,707
TOTALS	25,707


District 56, State General

County	 Diane Michel Canada	 Bob Freeman
DAVIDSON	18,891	22,321
TOTALS	18,891	22,321

District 57, State General

County	 Susan M Lynn	 Tom Sottek (Independent)
WILSON	31,239	13,727
TOTALS	31,239	13,727


District 58, State General

County	 Harold M. Love
DAVIDSON	23,839
TOTALS	23,839


District 59, State General

County	 Jason Potts
DAVIDSON	15,418
TOTALS	15,418


District 60, State General

County	 Darren Jernigan
DAVIDSON	23,220
TOTALS	23,220




District 61, State General

County	 Brandon Ogles	 Sam Bledsoe
WILLIAMSON	27,440	14,178
TOTALS	27,440	14,178



District 62, State General

County	 Pat Marsh	 Write-In Tre Stewart
BEDFORD	14,836	192
LINCOLN	6,563	2
TOTALS	21,399	194



District 63, State General

County	 Glen Casada	 Elizabeth Madeira	 Bradley Fiscus (Independent)
WILLIAMSON	33,360	18,088	4,494
TOTALS	33,360	18,088	4,494



District 64, State General

County	 Scott E. Cepicky	 James Campbell
MAURY	26,003	10,561
TOTALS	26,003	10,561



District 65, State General

County	 Sam Whitson	 Jennifer Foley
WILLIAMSON	26,616	12,488
TOTALS	26,616	12,488

District 66, State General

County	 Sabi (Doc) Kumar	 Jarvus M. Turnley
ROBERTSON	23,348	6,740
TOTALS	23,348	6,740



District 67, State General

County	 John W. Dawson	 Jason Hodges
MONTGOMERY	10,538	12,841
TOTALS	10,538	12,841


District 68, State General

County	 Curtis Johnson
MONTGOMERY	28,351
TOTALS	28,351


District 69, State General

County	 Michael G. Curcio	 Eddie Johnson
DICKSON	7,673	2,456
HICKMAN	7165	2,296
MAURY	3,966	3,202
TOTALS	18,804	7,954


District 70, State General

County		 Clay Doggett
GILES		10,428
LAWRENCE		12,140
TOTALS		22,568

District 71, State General

County		 David "Coach" Byrd
HARDIN		9,554
LAWRENCE		2,266
LEWIS		4,364
WAYNE		5,243
TOTALS		21,427


District 72, State General

County		 Kirk Haston
CHESTER		6,640
DECATUR		4,457
HENDERSON		10,582
PERRY		2,954
TOTALS		24,633



District 73, State General

County		 Chris Todd
MADISON		25,093
TOTALS		25,093

District 74, State General



County		 Jay D. Reedy
HOUSTON		2,992
HUMPHREYS		6,464
MONTGOMERY		8,629
TOTALS		18,085

District 75, State General


County		 Bruce I. Griffey	 James Hart (Independent)
BENTON		5,507	1,109
HENRY		10,306	2,490
STEWART		4,327	1,027
TOTALS		20,140	4,626

District 76, State General



County		 Tandy Darby	 Jeffery T. Washburn (Independent)
CARROLL		3,756	1,166

County	 Tandy Darby	 Jeffery T. Washburn (Independent)
OBION	3,231	1,030
WEAKLEY	9,961	3,169
TOTALS	16,948	5,365



District 77, State General

County	 Rusty Grills	
DYER	11,878	
LAKE	1,386	
OBION	7,772	
TOTALS	21,036	


District 78, State General

County	 Mary Littleton	 Holly Spann
CHEATHAM	14,157	5,332
DICKSON	9,428	3,728
TOTALS	23,585	9,060


District 79, State General

County	 Curtis Halford	 Write-In Houston Butler Jr.
CARROLL	5,534	2
GIBSON	16,328	5
TOTALS	21,862	7



District 80, State General

County	 Johnny W. Shaw	
HARDEMAN	6,196	
MADISON	9,199	
TOTALS	15,395	



District 81, State General

County	 Debra F. Moody	
TIPTON	19,897	
TOTALS	19,897	


District 82, State General

County	 Chris Hurt	 Andrea Bond- Johnson
CROCKETT	4,210	1,397
HAYWOOD	3,106	4,241
LAUDERDALE	5,116	3,046
TOTALS	12,432	8,684


District 83, State General

County	 Mark White	 Jerri Green
SHELBY	17,738	15,136
TOTALS	17,738	15,136



District 84, State General

County	 Joe Towns Jr.
SHELBY	16,974
TOTALS	16,974


District 85, State General

County	 Jesse Chism
SHELBY	20,050
TOTALS	20,050

District 86, State General

County	 Rob White	 Barbara Cooper
SHELBY	5,946	15,803
TOTALS	5,946	15,803


District 87, State General

County	 Karen Camper
SHELBY	15,915
TOTALS	15,915



District 88, State General

County	 Larry J. Miller
SHELBY	17,615
TOTALS	17,615


District 89, State General

County	 Justin Lafferty	Greg Mills (Independent)	Write-In Kari Keeling
KNOX	23,905	9,426	757
TOTALS	23,905	9,426	757


District 90, State General

County	 Torrey C. Harris	 John J. Deberry Jr. (Independent)
SHELBY	15,996	4,689
TOTALS	15,996	4,689



District 91, State General

County	 London Lamer
SHELBY	14,082
TOTALS	14,082


District 92, State General

County	 Todd Warner
FRANKLIN	233
LINCOLN	6,663
MARION	4,994
MARSHALL	11,322
TOTALS	23,212



District 93, State General

County	 G.A. Hardaway	 Write-In Michael A Minnis
SHELBY	13,900	16
TOTALS	13,900	16



District 94, State General

County	 Ron M. Gant
FAYETTE	16,402
HARDEMAN	1,042
MCNAIRY	9,497
TOTALS	26,941



District 95, State General

County	 William Kevin Vaughan	 Lynnette P. Williams
SHELBY	27,747	12,086
TOTALS	27,747	12,086


District 96, State General

County	 Patricia "Patti" Possel	 Dwayne Thompson
SHELBY	13,491	19,613
TOTALS	13,491	19,613


District 97, State General

County	 John Gillespie	 Gabby Salinas
SHELBY	14,712	14,246
TOTALS	14,712	14,246

District 98, State General

County	 Antonio Parkinson
SHELBY	14,670
TOTALS	14,670


District 99, State General

County	 Tom Leatherwood
SHELBY	28,046
TOTALS	28,046


Tennessee State Special Elections

July 27, 2021

House District 29 Special Republican Primary

County	 Greg Vital
HAMILTON	1,068
TOTALS	1,068

House District 29 Special Democratic Primary

County	 DeAngelo L. Jelks
HAMILTON	136
TOTALS	136





September 14, 2021

House District 29 Special General


County	 Greg Vital	 DeAngelo L. Jelks
HAMILTON	3,884	965
TOTALS	3,884	965

November 5, 2019

House District 77 Special Republican Primary






County	 Rusty Grills	 Casey L Hood	 Bob Kirk	 Vanneda Prince Webb
DYER	2,655	345	650	555
LAKE	242	223	27	29
OBION	1,313	1,350	82	60
TOTALS	4,210	1,918	759	644

House District 77 Special Democratic Primary

County	 Michael Smith
DYER	277
LAKE	109
OBION	140
TOTALS	526

December 19, 2019

House District 77 Special General

County	 Rusty Grills	 Michael Smith	 Ronnie Henley (Independent)	 Billy M Jones (Independent)	 Max Smith (Independent)
DYER	2,103	250	13	6	20
LAKE	231	115	2	0	3
LAKE	1,010	139	6	9	16
TOTALS	3,344	504	21	15	39



Geographical Data

State, County, and Municipal Data

* County Seat.

^ Municipal Technical Advisory Service of the University of Tennessee Institute for Public Service.

Δ Certified population figures provided by the Economic and Community Development Local Planning Office. Certified as of September 21, 2021. The cities of Hartsville, Lynchburg, and Nashville represent urban service districts within metropolitan governments.

County Data

County	Seat	Area In Sq. Miles	2020 Census Population	Registered Voters as of July 8, 2021
ANDERSON	Clinton	338	77,123	48,809
BEDFORD	Shelbyville	474	50,237	27,093
BENTON	Camden	394	15,864	10,764
BLEDSON	Pikeville	406	14,913	8,329
BLOUNT	Maryville	559	135,280	89,171
BRADLEY	Cleveland	329	108,620	73,219
CAMPBELL	Jacksboro	480	39,272	22,158
CANNON	Woodbury	266	14,506	9,284
CARROLL	Huntingdon	599	28,440	16,886
CARTER	Elizabethton	341	56,356	33,557
CHEATHAM	Ashland City	303	41,072	26,885
CHESTER	Henderson	289	17,341	10,628
CLAIBORNE	Tazewell	434	32,043	19,539
CLAY	Celina	236	7,581	5,547
COCKE	Newport	434	35,999	23,160
COFFEE	Manchester	429	57,889	34,507
CROCKETT	Alamo	265	13,911	8,286
CUMBERLAND	Crossville	682	61,145	44,269
DAVIDSON	Nashville	502	715,884	479,412
DECATUR	Decaturville	333	11,435	7,274
DEKALB	Smithville	304	20,080	12,399
DICKSON	Charlotte	490	54,315	33,674
DYER	Dyersburg	510	36,801	21,705
FAYETTE	Somerville	705	41,990	29,949
FENTRESS	Jamestown	499	18,489	12,638
FRANKLIN	Winchester	553	42,774	26,511
GIBSON	Trenton	603	50,429	30,626
GILES	Pulaski	611	30,346	19,078
GRAINGER	Rutledge	280	23,527	14,467
GREENE	Greeneville	622	70,152	41,469
GRUNDY	Altamont	361	13,529	8,323
HAMBLEN	Morristown	161	64,499	36,991
HAMILTON	Chattanooga	543	366,207	247,307
HANCOCK	Sneedville	222	6,662	4,413
HARDEMAN	Bolivar	668	25,462	14,551
HARDIN	Savannah	578	26,831	16,181
HAWKINS	Rogersville	487	56,721	34,073
HAYWOOD	Brownsville	533	17,864	10,691
HENDERSON	Lexington	520	27,842	16,753
HENRY	Paris	562	32,199	20,617
HICKMAN	Centerville	613	24,925	14,552
HOUSTON	Erin	200	8,283	5,264
HUMPHREYS	Waverly	532	18,990	12,951
JACKSON	Gainesboro	309	11,617	8,081
JEFFERSON	Dandridge	274	54,683	32,787
JOHNSON	Mountain City	299	17,948	10,816
KNOX	Knoxville	509	478,971	309,507
LAKE	Tiptonville	163	7,005	3,301
LAUDERDALE	Ripley	471	25,143	13,129
LAWRENCE	Lawrenceburg	617	44,159	25,365
LEWIS	Hohenwald	282	12,582	8,041
LINCOLN	Fayetteville	570	35,319	21,837
LOUDON	Loudon	229	54,886	38,187
MACON	Lafayette	307	25,216	31,269
MADISON	Jackson	557	98,823	15,446
MARION	Jasper	500	28,837	14,186
MARSHALL	Lewisburg	375	34,318	61,150
MAURY	Columbia	613	100,974	19,064

County	Seat	Area In Sq. Miles	2020 Census Population	Registered Voters as of July 8, 2021
MCMINN	Athens	430	53,276	20,109
MCNAIRY	Selmer	560	25,866	64,975
MEIGS	Decatur	195	12,758	7,722
MONROE	Madisonville	635	46,250	32,467
MONTGOMERY	Clarksburg	539	220,069	128,434
MOORE	Lynchburg	129	6,461	4,933
MORGAN	Wartburg	522	21,035	11,386
OBION	Union City	545	30,787	19,029
OVERTON	Livingston	433	22,511	14,453
PERRY	Linden	415	8,366	5,115
PICKETT	Byrdstown	163	5,001	3,964
POLK	Benton	435	17,544	13,641
PUTNAM	Cookeville	401	79,854	47,384
RHEA	Dayton	316	32,870	21,032
ROANE	Kingston	361	53,404	35,232
ROBERTSON	Springfield	477	72,803	45,867
RUTHERFORD	Murfreesboro	619	341,486	197,097
SCOTT	Huntsville	532	21,850	12,884
SEQUATCHIE	Dunlap	266	15,826	10,292
SEVIER	Sevierville	592	98,380	68,131
SHELBY	Memphis	755	929,744	589,888
SMITH	Carthage	314	19,904	12,500
STEWART	Dover	458	13,657	9,138
SULLIVAN	Blountville	413	158,163	108,362
SUMNER	Gallatin	529	196,281	123,359
TIPTON	Covington	459	60,970	38,640
TROUSDALE	Hartsville	114	11,615	5,854
UNICOI	Erwin	186	17,928	11,101
UNION	Maynardville	224	19,802	11,747
VAN BUREN	Spencer	274	6,168	4,551
WARREN	McMinnville	433	40,953	22,911
WASHINGTON	Jonesborough	326	133,001	84,077
WAYNE	Waynesboro	734	16,232	9,534
WEAKLEY	Dresden	580	32,902	18,542
WHITE	Sparta	377	27,351	16,472
WILLIAMSON	Franklin	582	247,726	179,010
WILSON	Lebanon	571	147,737	96,051
TOTAL			6,910,840	4,402,010

City, Town, and Metropolitan Data

City or Town	County	Year Incorporated [^]	[^] Basic Charter	Δ 2020 Pop.
ADAMS	Robertson	1905	T.C.A. § 6-18-101 <i>et seq.</i>	624
ADAMSVILLE	Hardin & McNairy	1869	Chapter 42, 1987	2,265
ALAMO*	Crockett	1911	Chapter 557, 1911	2,336
ALCOA	Blount	1919	Chapter 510, 1919	10,978
ALEXANDRIA	DeKalb	1848	Chapter 160, 1935 (Ex. Ses.)	981
ALGOOD	Putnam	1901	Chapter 69, 1977	3,963
ALLARDT	Fentress	1964	T.C.A. § 6-1-101 <i>et seq.</i>	555
ALTAMONT*	Grundy	1854	Chapter 664, 1917	1,117
ARDMORE	Giles	1949	Chapter 801, 1949	1,217
ARLINGTON	Shelby	1900	T.C.A. § 6-1-101 <i>et seq.</i>	14,549
ASHLAND CITY*	Cheatham	1859	Chapter 121, 2004	5,193
ATHENS*	McMinn	1870	Chapter 455, 1953	14,084
ATOKA	Tipton	1838	Chapter 373, 1911	10,008
ATWOOD	Carroll	1941	T.C.A. § 6-1-101 <i>et seq.</i>	940
AUBURN TOWN	Cannon	1949	Chapter 65, 1949	272
BAILEY TON	Greene	1915	Chapter 192, 1994	436
BANE BERRY	Jefferson	1986	T.C.A. § 6-18-101 <i>et seq.</i>	523
BARTLETT	Shelby	1866	Chapter 55, 1993	57,786
BAXTER	Putnam	1915	Chapter 35, 1915	1,578
BEAN STATION	Grainger	1996	T.C.A. § 6-1-101 <i>et seq.</i> , 1996	2,967
BEERSHEBA SPRINGS	Grundy	1955	T.C.A. § 6-18-101 <i>et seq.</i> , 1955	434
BELL BUCKLE	Bedford	1877	T.C.A. § 6-1-101 <i>et seq.</i>	410
BELLE MEADE	Davidson	1955	T.C.A. § 6-18-101 <i>et seq.</i> , 1955	2,901
BELLS	Crockett	1889	Chapter 80, 1993	2,463
BENTON*	Polk	1915	Chapter 204, 1988	1,523
BERRY HILL	Davidson	1950	T.C.A. § 6-18-101 <i>et seq.</i> , 1950	2,112
BETHEL SPRINGS	McNairy	1870	Chapter 185, 1998	742
BIG SANDY	Benton	1903	Chapter 200, 1903	486
BLAINE	Grainger	1978	T.C.A. § 6-1-101 <i>et seq.</i> , 1978	2,084
BLUFF CITY	Sullivan	1870	Chapter 24, 1997	1,822
BOLIVAR*	Hardeman	1827	Chapter 142, 1953	5,205
BRADEN	Fayette	1969	T.C.A. § 6-18-101 <i>et seq.</i> , 1969	255
BRADFORD	Gibson	1913	Chapter 38, 1985	1,001
BRENTWOOD	Williamson	1969	T.C.A. § 6-18-101 <i>et seq.</i> , 1969	45,373
BRIGHTON	Tipton	1913	Chapter 98, 1977	2,888
BRISTOL	Sullivan	1856	Chapter 84, 1991	2,7147
BROWNSVILLE*	Haywood	1870	Chapter 124, 1994	9,788
BRUCETON	Carroll	1925	Chapter 325, 1980	1,507
BULLS GAP	Hawkins	1955	T.C.A. § 6-1-101 <i>et seq.</i>	756
BURLISON	Tipton	1965	T.C.A. § 6-18-101 <i>et seq.</i>	367
BURNS	Dickson	1953	Chapter 193, 1953	1,573

City or Town	County	Year Incorporated [^]	[^] Basic Charter	Δ 2020 Pop.
BYRDSTOWN*	Pickett	1917	Chapter 90, 2002	798
CALHOUN	McMinn	1961	T.C.A. § 6-18-101 et seq.	536
CAMDEN*	Benton	1838	Chapter 350, 1903	3,674
CARTHAGE*	Smith	1804	Chapter 112, 1991	2,291
CARYVILLE	Campbell	1968	T.C.A. § 6-1-101 et seq.	2,212
CEDAR HILL	Robertson	1870	T.C.A. § 6-18-101 et seq.	301
CELINA*	Clay	1846	Chapter 90, 1991	1,422
CENTERTOWN	Warren	1951	Chapter 606, 1951	297
CENTERVILLE*	Hickman	1853	Chapter 40, 1997	3,532
CHAPEL HILL	Marshall	1850	Chapter 159, 2002	1,717
CHARLESTON	Bradley	1956	T.C.A. § 6-18-101 et seq.	664
CHARLOTTE*	Dickson	1804	Chapter 154, 1955	1,656
CHATTANOOGA*	Hamilton	1839	Tennessee Constitution Article XI, Section 9-Home Rule, 1972	181,099
CHURCH HILL	Hawkins	1958	T.C.A. § 6-1-101 et seq.	6,998
CLARKSBURG	Carroll	1858	T.C.A. § 6-1-101 et seq.	379
CLARKSVILLE*	Montgomery	1807	Chapter 292, 1957	166,722
CLEVELAND*	Bradley	1842	Chapter 78, 1993	47,356
CLIFTON	Wayne	1856	T.C.A. § 6-18-101 et seq.	2,651
CLINTON*	Anderson	1801	Tennessee Constitution Article XI, Section 9-Home Rule, 1954	10,056
COALMONT	Grundy	1957	T.C.A. § 6-18-101 et seq.	784
COLLEGEDALE	Hamilton	1968	T.C.A. § 6-18-101 et seq.	11,109
COLLIERSVILLE	Shelby	1870	Chapter 43, 2001	51,324
COLLINWOOD	Wayne	1921	T.C.A. § 6-18-101 et seq.	898
COLUMBIA*	Maury	1817	Chapter 380, 1972	41,690
COOKEVILLE*	Putnam	1903	Chapter 223, 1961	34,842
COOPERTOWN	Robertson	1936	T.C.A. § 6-1-101 et seq.	4,450
COPPERHILL	Polk	1913	Chapter 94, 1993	443
CORNERSVILLE	Marshall	1849	Chapter 150, 1994	1,228
COTTAGE GROVE	Henry	1856	Chapter 54, 1991	66
COVINGTON*	Tipton	1826	Chapter 132, 2006	8,663
COWAN	Franklin	1921	Chapter 127, 2006	17,599
CRAB ORCHARD	Cumberland	1921	T.C.A. § 6-1-101 et seq.	720
CROSS PLAINS	Robertson	1973	T.C.A. § 6-18-101 et seq.	1,789
CROSSVILLE*	Cumberland	1901	Chapter 519, 1953	12,071
CRUMP	Hardin	1988	T.C.A. § 6-1-101 et seq.	1,594
CUMBERLAND CITY	Stewart	1903	T.C.A. § 6-1-101 et seq., 1951	305
CUMBERLAND GAP	Claiborne	1907	Chapter 32, 2007	313
DANDRIDGE*	Jefferson	1799	Chapter 137, 1998	3,344
DAYTON*	Rhea	1903	Chapter 229, 1903	7,065
DECATUR*	Meigs	1838	Chapter 58, 2003	1,563
DECATURVILLE*	Decatur	1850	Chapter 351, 1968	807
DECHERD	Franklin	1868	Chapter 318, 1901	2,379
DICKSON	Dickson	1873	Chapter 160, 2000	16,058
DOVER*	Stewart	1805	T.C.A. § 6-1-101 et seq.	1,826
DOWELLTOWN	DeKalb	1949	Chapter 827, 1949	342
DOYLE	White	1905	T.C.A. § 6-1-101 et seq.	4,093
DRESDEN*	Weakley	1827	Chapter 146, 1986	3,019
DUCKTOWN	Polk	1951	T.C.A. § 6-18-101 et seq.	461
DUNLAP*	Sequatchie	1908	Chapter 396, 1941	5,357
DYER	Gibson	1899	Chapter 267, 1899	2,308
DYERSBURG*	Dyer	1850	Chapter 410, 1903	16,164
EAGLEVILLE	Rutherford	1949	Chapter 77, 1977	813
EAST RIDGE	Hamilton	1921	Tennessee Constitution Article XI, Section 9-Home Rule, 1954	22,167
EASTVIEW	McNairy	1967	T.C.A. § 6-1-101 et seq.	763
ELIZABETHTON*	Carter	1799	T.C.A. § 6-30-101 et seq., 1965	14,546
ELKTON	Giles	1907	Chapter 49, 2007	545
ENGLEWOOD	McMinn	1919	Chapter 30, 1919	1,483
ENVILLE	Chester & McNairy	1953	Chapter 6, 1953	188
ERIN*	Houston	1909	Chapter 94, 2004	1,224
ERWIN*	Unicoi	1903	Chapter 297, 1947	6,083
ESTILL SPRINGS	Franklin	1948	T.C.A. § 6-1-101 et seq.	2,267
ETHRIDGE	Lawrence	1907	T.C.A. § 6-18-101 et seq., 1973	537
ETOWAH	McMinn	1909	Tennessee Constitution Article XI, Section 9-Home Rule, 1964	3,603
FAIRVIEW	Williamson	1959	T.C.A. § 6-18-101 et seq.	9,357
FARRAGUT	Knox & Loudon	1980	T.C.A. § 6-1-101 et seq.	23,506
FAYETTEVILLE*	Lincoln	1819	Chapter 294, 1903	7,068
FINGER	McNairy	1970	T.C.A. § 6-1-101 et seq.	276
FOREST HILLS	Davidson	1957	T.C.A. § 6-18-101 et seq.	5,038
FRANKLIN*	Williamson	1799	Chapter 126, 1967	83,454
FRIENDSHIP	Crockett	1858	Chapter 720, 1949	613
FRIENDSVILLE	Blount	1953	Chapter 555, 1953	896
GADSDEN	Crockett	1868	Chapter 209, 1949	463
GAINESBORO*	Jackson	1905	Chapter 26, 1905	920
GALLATIN*	Sumner	1801	Chapter 67, 1953	44,431
GALLAWAY	Fayette	1869	T.C.A. § 6-18-101 et seq., 1966	528
GARLAND	Tipton	1913	Chapter 35, 1913	289
GATES	Lauderdale	1901	Chapter 286, 1943	664
GATLINBURG	Sevier	1945	Chapter 84, 1945	3,577
GERMANTOWN	Shelby	1841	Chapter 87, 1985	41,333
GIBSON	Gibson	1909	Chapter 88, 2006	366
GILT EDGE	Tipton	1967	T.C.A. § 6-18-101 et seq.	476
GLEASON	Weakley	1903	Chapter 33, 1985	1,369
GOODLETTSVILLE	Davidson & Sumner	1858	T.C.A. § 6-18-101 et seq.	17,789
GORDONSVILLE	Smith	1909	Chapter 99, 2000	1,363
GRAND JUNCTION	Fayette & Hardeman	1901	Chapter 75, 1969	338

City or Town	County	Year Incorporated ^A	^A Basic Charter	Δ 2020 Pop.
GRAYSVILLE	Rhea	1917		
GREENBACK	Loudon	1957	Chapter 230, 1992	1,471
GREENBRIER	Robertson	1937	T.C.A. § 6-1-101 et seq.	1,102
GREENEVILLE*	Greene	1795	Chapter 158, 2002	6,898
GREENFIELD	Weakley	1905	Chapter 563, 1903	15,479
GRUETLI-LAAGER	Grundy	1980	Chapter 203, 1992	2,031
GUY	McNairy	1986	T.C.A. § 6-1-101 et seq.	1,742
HALLS	Lauderdale	1901	T.C.A. § 6-1-101 et seq.	414
HARRIMAN	Roane	1891	Chapter 445, 1901	2,091
HARROGATE	Claiborne	1992	Chapter 165, 1917	5,892
HARTSVILLE*	Trousdale	1833	T.C.A. § 6-1-101 et seq.	4,400
HENDERSON*	Chester	1869	Metro Gov. under T.C.A. § 7-1-101 et seq.	1915
HENDERSONVILLE	Sumner	1901	Chapter 198, 1901	6,308
HENNING	Lauderdale	1875	T.C.A. § 6-1-101 et seq., 1968	61,753
HENRY	Henry	1907	Chapter 274, 1901	871
HICKORY VALLEY	Hardeman	1951	Chapter 224, 1992	446
HOHENWALD*	Lewis	1911	Chapter 261, 1951	78
HOLLOW ROCK	Carroll	1869	Chapter 17, 2007	3,668
HORNBEAK	Obion	1923	Chapter 14, 1993	683
HORNSBY	Hardeman	1920	Chapter 90, 1997	511
HUMBOLDT	Gibson	1866	Chapter 112, 1920 (Ex. Ses.)	264
HUNTINGDON*	Carroll	1849	Chapter 61, 2001	7,874
HUNTLAND	Franklin	1907	Chapter 233, 1974	4,439
HUNTSVILLE*	Scott	1965	Chapter 223, 1913	886
JACKSBORO*	Campbell	1967	T.C.A. § 6-1-101 et seq.	1,270
JACKSON*	Madison	1845	T.C.A. § 6-1-101 et seq.	2,306
JAMESTOWN*	Fentress	1920	Chapter 101, 1993	68,205
JASPER*	Marion	1852	Chapter 54, 1959	1,935
JEFFERSON CITY	Jefferson	1901	T.C.A. § 6-1-101 et seq., 1959	3,612
JELICO	Campbell	1903	Chapter 11, 1979	8,419
JOHNSON CITY	Carter, Sullivan, & Washington	1869	Chapter 167, 2002	2,154
JONESBOROUGH*	Washington	1779	Tennessee Constitution Article XI, Section 9-Home Rule, 1955	71,046
KENTON	Gibson & Obion	1899	Chapter 135, 1903	5,860
KIMBALL	Marion	1962	Chapter 87, 1981	1,205
KINGSPORT	Hawkins & Sullivan	1917	T.C.A. § 6-1-101 et seq.	1,545
KINGSTON*	Roane	1799	Chapter 76, 1917	55,442
KINGSTON SPRINGS	Cheatham	1965	Chapter 298, 1972	9,953
KNOXVILLE*	Knox	1791	T.C.A. § 6-18-101 et seq.	2,824
LAFAYETTE*	Macon	1843	Tennessee Constitution Article XI, Section 9-Home Rule, 1982	190,740
LAFOLLETTE	Campbell	1897	Chapter 325, 1945	5,584
LAGRANGE	Fayette	1831	Chapter 46, 2003	7,430
LAKELAND	Shelby	1977	Chapter 254, 1901	123
LAKESITE	Hamilton	1972	T.C.A. § 6-18-101 et seq.	13,904
LAVERGNE	Rutherford	1972	T.C.A. § 6-18-101 et seq.	1,856
LAWRENCEBURG*	Lawrence	1825	T.C.A. § 6-1-101 et seq.	38,719
LEBANON*	Wilson	1801	Chapter 17, 2001	11,633
LENOIR CITY	Loudon	1907	Chapter 644, 1911	38,431
LEWISBURG*	Marshall	1837	Chapter 127, 1933	10,117
LEXINGTON*	Henderson	1824	Chapter 36, 1961	12,288
LIBERTY	Dekalb	1850	Chapter 131, 2004	7,956
LINDEN*	Perry	1850	Chapter 796, 1947	334
LIVINGSTON*	Overton	1907	Chapter 365, 1923	997
LOBELVILLE	Perry	1959	Chapter 130, 1907	3,905
LOOKOUT MOUNTAIN	Hamilton	1890	T.C.A. § 6-1-101 et seq.	919
LORETTO	Lawrence	1949	Chapter 210, 1992	2,058
LOUDON*	Loudon	1850	T.C.A. § 6-1-101 et seq.	1,739
LOUISVILLE	Blount	1990	Chapter 74, 1975	5,991
LUTTRELL	Union	1925	T.C.A. § 6-1-101 et seq.	4,384
LYNCHBURG*	Moore	1833	Chapter 94, 1965	1,017
LYNNVILLE	Giles	1838	Metro Gov. under T.C.A. § 7-1-101 et seq., 1987	459
MADISONVILLE*	Monroe	1866	Chapter 289, 1965	292
MANCHESTER*	Coffee	1838	Chapter 66, 1915	5,132
MARTIN	Weakley	1901	Chapter 74, 2005	12,212
MARYVILLE*	Blount	1795	Chapter 177, 1994	189
MASON	Tipton	1869	Chapter 177, 1994	189
MAURY CITY	Crockett	1911	Tennessee Constitution Article XI, Section 9-Home Rule, 1963	633,104
MAYNARDVILLE*	Union	1870	T.C.A. § 6-1-101 et seq.	679
MCEWEN	Humphreys	1917	Chapter 27, 1967	31,907
MCKENZIE	Carroll, Henry, & Weakley	1868	Chapter 120, 1915	1,337
MCLEMORESVILLE	Carroll	1949	Chapter 107, 1986	583
MCMINNVILLE*	Warren	1868	T.C.A. § 6-18-101 et seq., 1958	2,456
MEDINA	Gibson	1907	Chapter 669, 1951	1,643
MEDON	Madison	1850	Chapter 128, 1990	5,529
MEMPHIS*	Shelby	1826	Chapter 507, 1949	288
MICHIE	McNairy	1961	T.C.A. § 6-1-101 et seq., 1901	13,788
MIDDLETON	Hardeman	1901	Chapter 96, 1991	5,126
MILAN	Gibson	1866	Chapter 177, 1994	189
MILLEDGEVILLE	Chester, Hardin, & McNairy	1903	Tennessee Constitution Article XI, Section 9-Home Rule, 1963	633,104
			Chapter 220, 1953	658
			Chapter 7, 1999	8,171
			T.C.A. § 6-1-101 et seq., 1961	271

City or Town	County	Year Incorporated ^A	^A Basic Charter	Δ 2020 Pop.
MILLERSVILLE	Robertson & Sumner	1981	T.C.A. § 6-18-101 et seq.	6,299
MILLINGTON	Shelby	1903	Chapter 238, 1903	10,582
MINOR HILL	Giles	1969	T.C.A. § 6-1-101 et seq.	504
MITCHELLVILLE	Sumner	1909	Chapter 429, 1909	163
MONTEAGLE	Grundy & Marion	1962	T.C.A. § 6-1-101 et seq.	1,393
MONTEREY	Putnam	1901	Chapter 492, 1901	2,746
MORRISON	Warren	1905	Chapter 154, 2002	733
MORRISTOWN*	Hamblen	1867	Chapter 103, 1903	30,431
MOSCOW	Fayette	1860	Chapter 77, 1991	572
MOSHEIM	Greene	1974	T.C.A. § 6-1-101 et seq.	2,479
MOUNT CARMEL	Hawkins	1961	T.C.A. § 6-1-101 et seq.	5,473
MOUNT JULIET	Wilson	1972	T.C.A. § 6-18-101 et seq.	39,289
MOUNT PLEASANT	Maury	1824	T.C.A. § 6-18-101 et seq., 1957	4,784
MOUNTAIN CITY*	Johnson	1905	Chapter 133, 1986	2,415
MUNFORD	Tipton	1905	Chapter 75, 2005	6,302
MURFREESBORO*	Rutherford	1903	Chapter 429, 1931	152,769
NASHVILLE*	Davidson	1806	Metro Gov. under T.C.A. § 7-7-101 et seq., 1962	511,546
NEW HOPE	Marion	1974	T.C.A. § 6-1-101 et seq.	987
NEW JOHNSONVILLE	Humphreys	1949	Chapter 77, 1971	1,804
NEW MARKET	Jefferson	1911	T.C.A. § 6-1-101 et seq., 1977	1,349
NEW TAZEWELL	Claiborne	1887	T.C.A. § 6-1-101 et seq., 1954	2,769
NEWBERN	Dyer	1858	Chapter 450, 1901	3,349
NEWPORT*	Cocke	1799	Chapter 76, 2005	6,868
NIOTA	McMinn	1911	Chapter 48, 1919	772
NOLENSVILLE	Williamson	1838	T.C.A. § 6-18-101 et seq., 1996	13,829
NORMANDY	Bedford	1858	Chapter 151, 2002	108
NORRIS	Anderson	1949	Chapter 565, 1949	1,599
OAK HILL	Davidson	1952	T.C.A. § 6-18-101 et seq.	4,891
OAK RIDGE	Anderson & Roane	1959	Tennessee Constitution Article XI, Section 9-Home Rule, 1962	31,402
OAKDALE	Morgan	1911	Chapter 51, 1995	191
OAKLAND	Fayette	1919	Chapter 167, 1994	8,936
OBION	Obion	1903	Chapter 47, 1997	991
OLIVER SPRINGS	Anderson, Morgan, & Roane	1903	Chapter 13, 1979	3,297
ONEIDA	Scott	1905	Chapter 211, 1917	3,787
ORLINDA	Robertson	1965	T.C.A. § 6-18-101 et seq.	947
ORME	Marion	1935	Chapter 630, 1935	87
PALMER	Grundy	1925	Chapter 318, 1925	551
PARIS*	Henry	1849	T.C.A. § 6-18-101 et seq., 1946	10,316
PARKERS CROSSROADS	Henderson	1981	T.C.A. § 6-18-101 et seq.	284
PARROTTSVILLE	Cocke	1923	Chapter 105, 2000	217
PARSONS	Decatur	1913	Chapter 182, 1998	2,100
PEGRAM	Cheatham	1972	T.C.A. § 6-1-101 et seq.	2,072
PETERSBURG	Lincoln & Marshall	1837	Chapter 115, 2006	528
PHILADELPHIA	Loudon	1968	T.C.A. § 6-1-101 et seq.	607
PIGEON FORGE	Sevier	1961	T.C.A. § 6-18-101 et seq.	6,343
PIKEVILLE*	Bledsoe	1911	Chapter 574, 1939	1,824
PIPERTON	Fayette	1974	T.C.A. § 6-18-101 et seq.	2,263
PITTMAN CENTER	Sevier	1974	T.C.A. § 6-1-101 et seq.	454
PLAINVIEW	Union	1992	T.C.A. § 6-1-101 et seq.	2,060
PLEASANT HILL	Cumberland	1903	Chapter 140, 1963	540
PLEASANT VIEW	Cheatham	1921	T.C.A. § 6-1-101 et seq., 1996	4,807
PORTLAND	Robertson & Sumner	1905	Chapter 568, 1939	13,156
POWELLS CROSSROADS	Marion	1976	T.C.A. § 6-1-101 et seq.	1,296
PULASKI*	Giles	1809	Chapter 50, 2007	8,397
PURYEAR	Henry	1909	Chapter 222, 1992	706
RAMER	McNairy	1958	T.C.A. § 6-18-101 et seq.	325
RED BANK	Hamilton	1945	Tennessee Constitution Article XI, Section 9-Home Rule, 1956	11,899
RED BOILING SPRINGS	Macon	1953	Chapter 120, 1953	1,205
RIDGELY	Lake	1909	Chapter 109, 2002	1,690
RIDGESIDE	Hamilton	1925	Chapter 615, 1931	446
RIDGETOP	Davidson & Robertson	1935	Chapter 176, 1935	2,155
RIPLEY*	Lauderdale	1838	Chapter 128, 2006	7,800
RIVES	Obion	1905	Chapter 129, 1981	246
ROCKFORD	Blount	1970	T.C.A. § 6-18-101 et seq.	822
ROCKWOOD	Roane	1903	Chapter 289, 1980	5,444
ROCKY TOP	Anderson & Campbell	1939	Chapter 227, 1992	1,628
ROGERSVILLE*	Hawkins	1903	Chapter 519, 1911	4,671
ROSSVILLE	Fayette	1903	Chapter 161, 2002	1,041
RUTHERFORD	Gibson	1799	Chapter 133, 1994	1,163
RUTLEDGE*	Grainger	1797	T.C.A. § 6-1-101 et seq., 1973	1,321
SAINT JOSEPH	Lawrence	1919	T.C.A. § 6-18-101 et seq., 1958	420
SALTILLO	Hardin	1870	Chapter 699, 1951	210
SAMBURG	Obion	1907	Chapter 193, 1947	414
SARDIS	Henderson	1909	Chapter 833, 1949	112
SAULSBURY	Hardeman	1859	Chapter 336, 1901	7,213

City or Town	County	Year Incorporated [^]	[^] Basic Charter	Δ 2020 Pop.
SAVANNAH*	Hardin	1849	Chapter 683, 1951	877
SCOTTS HILL	Decatur &	1917	Chapter 115, 2004	4,446
SELMER*	Henderson McNairy	1901	Chapter 37, 2001 Tennessee Constitution Article XI, Section 9-Home Rule, 1954	17,889
SEVIERVILLE*	Sevier	1795	Chapter 177, 1901	935
SHARON	Weakley	1901	Chapter 754, 1947	23,557
SHELBYVILLE*	Bedford	1819	Chapter 126, 1990	8,852
SIGNAL MOUNTAIN	Hamilton	1919	Chapter 126, 1990	97
SILERTON	Chester &			
SILERTON	Hardeman	1923	Chapter 148, 1923	170
SLAYDEN	Dickson	1913	Chapter 346, 1913	5,004
SMITHVILLE*	DeKalb	1843	Chapter 486, 1941	53,070
SMYRNA	Rutherford	1869	Chapter 68, 2000	1,282
SNEEDVILLE*	Hancock	1850	T.C.A. § 6-1-101 et seq.	13,070
SODDY-DAISY	Hamilton	1969	T.C.A. § 6-18-101 et seq.	3,415
SOMERVILLE*	Fayette	1854	Chapter 169, 1998	1,490
SOUTH CARTHAGE	Smith	1963	T.C.A. § 6-1-101 et seq.	2,245
SOUTH FULTON	Obion	1903	T.C.A. § 6-18-101 et seq., 1964	3,106
SOUTH PITTSBURG	Marion	1901	Chapter 213, 1992	4,998
SPARTA*	White	1841	Chapter 295, 1903	1,462
SPENCER*	Van Buren	1846	Chapter 115, 2004	1,949
SPRING CITY	Rhea	1953	T.C.A. § 6-18-101 et seq., 1980	50,005
SPRING HILL	Maury & Williamson	1837	T.C.A. § 6-1-101 et seq., 1987	18,782
SPRINGFIELD*	Robertson	1796	Chapter 1, 1989	790
STANTON	Haywood	1927	Chapter 142, 1990	417
STANTONVILLE	McNairy	1966	T.C.A. § 6-1-101 et seq.	335
SUNBRIGHT	Morgan	1930	T.C.A. § 6-1-101 et seq.	519
SURGOINSVILLE	Hawkins	1815	T.C.A. § 6-1-101 et seq., 1920 Tennessee Constitution Article XI, Section 9-Home Rule, 1958	1,882
SWEETWATER	Monroe	1901	Chapter 536, 1911	6,312
TAZEWELL*	Claiborne	1801	T.C.A. § 6-1-101 et seq., 1954	2,348
TELLICO PLAINS	Monroe	1911	Chapter 536, 1911	762
TENNESSEE RIDGE	Houston & Stewart	1960	T.C.A. § 6-18-101 et seq.	1,332
THOMPSON'S STATION	Williamson	1990	T.C.A. § 6-1-101 et seq.	7,485
THREE WAY	Madison	1998	T.C.A. § 6-1-101 et seq.	1,877
TIPTONVILLE*	Lake	1907	Chapter 393, 1907	3,976
TOONE	Hardeman	1903	Chapter 414, 1903	270
TOWNSEND*	Blount	1921	Chapter 463, 1941	550
TRACY CITY	Grundy	1915	Chapter 158, 1945	1,406
TRENTON*	Gibson	1846	Chapter 551, 1903	4,240
TREZEVAULT	Carroll	1911	Chapter 29, 1965	799
TRIMBLE	Dyer & Obion	1905	Chapter 88, 1993	547
TROY	Obion	1901	Chapter 50, 1979	1,423
TULLAHOMA	Coffee & Franklin	1858	Chapter 553, 1903	20,339
TUSCULUM	Greene	1959	T.C.A. § 6-18-101 et seq.	3,298
UNICOI	Unicoi	1994	T.C.A. § 6-1-101 et seq.	3,833
UNION CITY*	Obion	1867	T.C.A. § 6-30-101 et seq., 1960	11,170
VANLEER	Dickson	1913	Chapter 510, 1915	374
VIOLA	Warren	1901	Chapter 320, 1901	93
VONDRE	Monroe	1965	T.C.A. § 6-1-101 et seq.	1,574
WALDEN	Hamilton	1975	T.C.A. § 6-1-101 et seq.	1,981
WARTBURG*	Morgan	1905	T.C.A. § 6-1-101 et seq., 1968	848
WARTRACE	Bedford	1858	Chapter 98, 2000	653
WATAUGA	Carter	1960	T.C.A. § 6-18-101 et seq.	353
WATERTOWN	Wilson	1905	Chapter 187, 1937	1,553
WAVERYL*	Humphreys	1838	Chapter 475, 1947	4,297
WAYNESBORO*	Wayne	1850	T.C.A. § 6-18-101 et seq., 1935	2,317
WESTMORELAND	Sumner	1901	Chapter 306, 1951	2,718
WHITE BLUFF	Dickson	1869	Chapter 25, 2003	3,862
WHITE HOUSE	Robertson &			
WHITE HOUSE	Sumner	1921	T.C.A. § 6-1-101 et seq., 1971	12,982
WHITE PINE	Jefferson	1915	Chapter 176, 1994	2,471
WHITEVILLE	Hardeman	1901	Chapter 280, 1901	2,606
WHITWELL	Marion	1956	Tennessee Constitution Article XI, Section 9-Home Rule, 1956	1,641
WILLISTON	Fayette	1970	T.C.A. § 6-18-101 et seq.	349
WINCHESTER*	Franklin	1821	Chapter 208, 1963	9,375
WINFIELD	Scott	1983	T.C.A. § 6-1-101 et seq.	947
WOODBURY*	Cannon	1838	Chapter 633, 1925	2,703
WOODLAND MILLS	Obion	1968	T.C.A. § 6-1-101 et seq.	346
YORKVILLE	Gibson	1848	T.C.A. § 6-18-101 et seq., 1964	236

Municipalities by County

* Depicts incorporated municipalities that are located in more than one county. The name(s) of the additional county/counties is/are shown in parentheses.

** County Seat.

Anderson

Clinton**
Norris
Oak Ridge (Roane)*
Oliver Springs (Morgan & Roane)*
Rocky Top (was Lake City)
(Campbell)

Bedford

Bell Buckle
Normandy
Shelbyville**
Wartrace

Benton

Big Sandy
Camden**

Bledsoe

Pikeville**

Blount

Alcoa
Friendsville
Louisville
Maryville **
Rockford
Townsend

Bradley

Charleston
Cleveland**

Campbell

Caryville
Jacksboro**
Jellico
LaFollette
Rocky Top (was Lake City)
(Anderson)*

Cannon

Auburntown
Woodbury**

Carroll

Atwood
Bruceton
Clarksburg
Hollow Rock
Huntingdon**
McKenzie (Henry & Weakley)*
McLemoresville
Trezevant

Carter

Elizabethton**
Johnson City (Sullivan &
Washington)*
Watauga

Cheatham

Ashland City**
Kingston Springs
Pegram
Pleasant View

Chester

Enville (McNairy)*
Henderson**
Milledgeville (Hardin & McNairy)*
Sierton (Hardeman)*

Claiborne

Cumberland Gap
Harrogate
New Tazewell
Tazewell**

Clay

Celina**

Cocke

Newport**
Parrottsville

Coffee

Manchester**
Tullahoma (Franklin)*

Crockett

Alamo**
Bells
Friendship
Gadsden
Maury City

Cumberland

Crab Orchard
Crossville**
Pleasant Hill

Davidson

Belle Meade
Berry Hill
Forest Hills
Goodlettsville (Sumner)*
Nashville-Davidson**
County Metropolitan
Government
Oak Hill
Ridgetop (Robertson)*

Decatur

Decaturville**
Parsons
Scotts Hill (Henderson)*

DeKalb

Alexandria
Dowelltown
Liberty
Smithville**

Dickson

Burns
Charlotte**
Dickson
Slayden
Vanleer
White Bluff

Dyer

Dyersburg**
Newbern
Trimble (Obion)*

Fayette

Braden
Galloway
Grand Junction (Hardeman)*
LaGrange
Moscow
Oakland
Piperton
Rossville
Somerville**
Williston

Fentress

Allardt
Jamestown**

Franklin

Cowan
Decherd
Estill Springs
Huntland
Tullahoma (Coffee)*
Winchester**

Gibson

Bradford
Dyer
Gibson
Humboldt
Kenton (Obion)*
Medina
Milan
Rutherford
Trenton**
Yorkville

Giles

Ardmore
Elkton
Lynnville
Minor Hill
Pulaski**

Grainger

Bean Station
Blaine
Rutledge**

Greene

Baileytown
Greeneville**
Mosheim
Tusculum

Grundy

Altamont**
Beersheba Springs
Coalmont
Gruettli-Laager
Monteagle (Marion)*
Palmer
Tracy City

Hamblen

Morristown**

Hamilton Chattanooga** Collegedale East Ridge Lakesite Lookout Mountain Red Bank Ridgeside Signal Mountain Soddy-Daisy Walden	Johnson Mountain City**	McNairy Adamsville (Hardin)* Bethel Springs Eastview Enville (Chester)* Finger Guys Michie Milledgeville (Chester & Hardin)* Ramer Selmer** Stantonville
Hancock Sneedville**	Knox Farragut (Loudon)* Knoxville**	Meigs Decatur**
Hardeman Bolivar** Grand Junction (Fayette)* Hickory Valley Hornsbj Middleton Saulsbury Silerton (Chester)* Toone Whiteville	Lake Ridgely Tiptonville**	Monroe Madisonville** Sweetwater Tellico Plains Vonore
Hardin Adamsville (McNairy)* Crump Milledgeville (Chester & McNairy)* Saltito Savannah**	Lauderdale Gates Halls Henning Ripley**	Montgomery Clarksville**
Hawkins Bulls Gap Church Hill Kingsport (Sullivan)* Mount Carmel Rogersville** Surgoinsville	Lawrence Ethridge Lawrenceburg** Loretto Saint Joseph	Moore Lynchburg-Moore** County Metropolitan Government
Haywood Brownsville** Stanton	Lewis Hohenwald**	Morgan Oakdale Oliver Springs (Anderson & Roane)* Sunbright Wartburg**
Henderson Lexington** Parkers Crossroads Sardis Scotts Hill (Decatur)*	Lincoln Fayetteville** Petersburg (Marshall)*	Obion Hornbeak Kenton (Gibson)* Obion Rives Samburg South Fulton Trimble (Dyer)* Troy Union City** Woodland Mills
Henry Cottage Grove Henry McKenzie (Carroll & Weakley)* Paris** Puryear	Loudon Farragut (Knox)* Greenback Lenoir City Loudon** Philadelphia	Overton Livingston**
Hickman Centerville**	Macon Lafayette** Red Boiling Springs	Perry Linden** Lobelville
Houston Erin** Tennessee Ridge (Stewart)*	Madison Jackson** Medon Three Way	Pickett Byrdstown**
Humphreys McEwen New Johnsonville Waverly**	Marion Jasper** Kimball Monteagle (Grundy)* New Hope Orme Powells Crossroads South Pittsburg Whitwell	Polk Benton** Copperhill Ducktown
Jackson Gainesboro**	Marshall Chapel Hill Cornersville Lewisburg** Petersburg (Lincoln)*	Putnam Algood Baxter Cookeville** Monterey
Jefferson Baneberry Dandridge** Jefferson City New Market White Pine	Mauy Columbia** Mount Pleasant Spring Hill (Williamson)*	Rhea Dayton** Graysville Spring City
	McMinn Athens** Callhoun Englewood Etowah Niota	Roane Harriman Kingston** Oak Ridge (Anderson)* Oliver Springs (Anderson & Morgan)* Rockwood

Robertson

Adams
Cedar Hill
Coopertown
Cross Plains
Greenbrier
Millersville (Sumner)*
Orlinda
Portland (Sumner)*
Ridgetop (Davidson)*
Springfield**
White House (Sumner)*

Rutherford

Eagleville
LaVergne
Murfreesboro**
Smyrna

Scott

Huntsville**
Oneida
Winfield

Sequatchie

Dunlap**

Sevier

Gatlinburg
Pigeon Forge
Pittman Center
Sevierville**

Shelby

Arlington
Bartlett
Collierville
Germantown
Lakeland
Memphis**
Millington

Smith

Carthage**
Gordonsville
South Carthage

Stewart

Cumberland City
Dover**
Tennessee Ridge (Houston)*

Sullivan

Blountville** (Unincorporated)
Bluff City
Bristol
Johnson City (Carter & Washington)*
Kingsport (Hawkins)*

Sumner

Gallatin**
Goodlettsville (Davidson)*
Hendersonville
Millersville (Robertson)*
Mitchellville
Portland (Robertson)*
Westmoreland
White House (Robertson)*

Tipton

Atoka
Brighton
Burlison
Covington**
Garland
Gilt Edge
Mason
Munford

Trousdale

Hartsville-Trousdale**
County Metropolitan
Government

Unicoi

Erwin**
Unicoi

Union

Luttrell
Maynardville**
Plainview

Van Buren

Spencer**

Warren

Centertown
McMinnville**
Morrison
Viola

Washington

Johnson City (Carter & Sullivan)*
Jonesborough**

Wayne

Clifton
Collinwood
Waynesboro**

Weakley

Dresden**
Gleason
Greenfield
Martin
McKenzie (Carroll & Henry)*
Sharon

White

Doyle
Sparta**

Williamson

Brentwood
Fairview
Franklin**
Nolensville
Spring Hill (Maury)*
Thompson's Station

Wilson

Lebanon**
Mount Juliet
Watertown