


EQUINOX

Pulse Tube

User Manual



Order code: EQLED085

WARNING

FOR YOUR OWN SAFETY, PLEASE READ THIS USER MANUAL CAREFULLY BEFORE YOUR INITIAL START-UP!

- Before your initial start-up, please make sure that there is no damage caused during transportation.
- Should there be any damage, consult your dealer and do not use the equipment.
- To maintain the equipment in good working condition and to ensure safe operation, it is necessary for the user to follow the safety instructions and warning notes written in this manual.
- Please note that damages caused by user modifications to this equipment are not subject to warranty.



IMPORTANT:

The manufacturer will not accept liability for any resulting damages caused by the non-observance of this manual or any unauthorised modification to the equipment.

- Never let the power cable come into contact with other cables. Handle the power cable and all mains voltage connections with particular caution!
- Never remove warning or informative labels from the unit.
- Do not open the equipment and do not modify the unit.
- Do not connect this equipment to a dimmer pack.
- Do not switch the equipment on and off in short intervals, as this will reduce the system's life.
- Only use the equipment indoors.
- Do not expose to flammable sources, liquids or gases.
- Always disconnect the power from the mains when equipment is not in use or before cleaning! Only handle the power-cable by the plug. Never pull out the plug by pulling the power-cable.
- Make sure that the available mains supply voltage is between 100~240V AC, 50/60Hz.
- Make sure that the power cable is never crimped or damaged. Check the equipment and the power cable periodically.
- If the equipment is dropped or damaged, disconnect the mains power supply immediately and have a qualified engineer inspect the equipment before operating again.
- If the equipment has been exposed to drastic temperature fluctuation (e.g. after transportation), do not connect power or switch it on immediately. The arising condensation might damage the equipment. Leave the equipment switched off until it has reached room temperature.
- If your product fails to function correctly, stop use immediately. Pack the unit securely (preferably in the original packing material), and return it to your Pro Light dealer for service.
- Only use fuses of same type and rating.
- Repairs, servicing and power connection must only be carried out by a qualified technician. THIS UNIT CONTAINS NO USER SERVICEABLE PARTS.
- This lighting fixture is for professional use only - it is not designed for or suitable for household use. The product must be installed by a qualified technician in accordance with local territory regulations. The safety of the installation is the responsibility of the installer. The fixture presents risks of severe injury or death due to fire hazards, electric shock and falls.
- Warning! Risk Group 2 LED product according to EN 62471. Do not view the light output with optical instruments or any device that may concentrate the beam.
- WARRANTY: One year from date of purchase.

OPERATING DETERMINATIONS

If this equipment is operated in any other way, than those described in this manual, the product may suffer damage and the warranty becomes void. Incorrect operation may lead to danger e.g: short-circuit, burns and electric shocks etc.

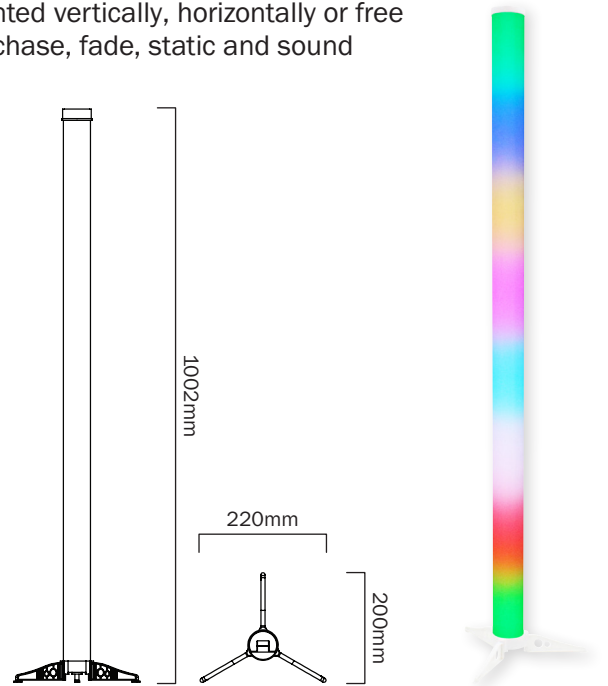
Do not endanger your own safety and the safety of others!

Incorrect installation or use can cause serious damage to people and/or property.

Pulse Tube

The Pulse Tube is a colour changing LED effect that can be mounted vertically, horizontally or free standing with the included easy fit feet. The tube will operate in chase, fade, static and sound active modes and is supplied with a handy IR remote.

- 1m LED colour tube with UV resistant polycarbonate tubing
- 32 tri-colour SMD 5050 LEDs (RGB)
- Rainbow colour effect
- Includes handy IR remote for static colour with variable strobe, auto with rainbow effect and sound active modes
- Feet allow the tube to be stood vertically
- Supplied with 12V DC power adaptor



Specifications	
Power consumption	8W
Power supply	12V DC (by adaptor included)
Dimensions	1002 x 220 x 200mm
Weight	0.3kg
Order code	EQLED085

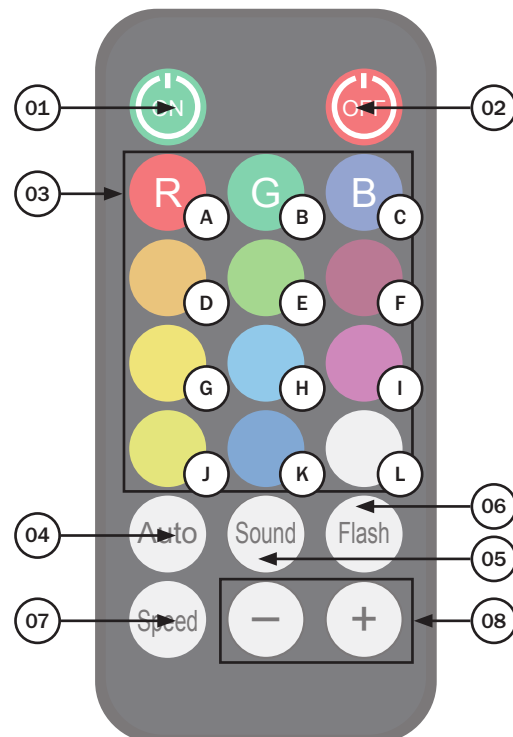
Operation:

Connect to a suitable mains outlet using the captive power connection.

In the box: **1 x fixture,**
1 x IR remote,
1 x power supply,
& 1 x user manual

IR remote functions:

- 01 - Sets the unit into blackout off (LED on)
- 02 - Sets the unit into blackout on (LED off)
- 03 - Sets the static colour (see chart key for colours)
 - A - Red E - Lime Green I - Magenta
 - B - Green F - Pink J - Yellow
 - C - Blue G - Amber K - Purple/Blue
 - D - Orange H - Cyan L - White
- 04 - Runs the built-in programs, use the '+' and '-' buttons to go through the programs and then the 'Speed' button followed by the '+' and '-' buttons to adjust the program speed
- 05 - Runs the sound programs, use the '+' and '-' buttons to go through the programs
- 06 - Sets the LEDs to flash, use the '+' and '-' buttons to change the flash speed
- 07 - Sets the built in program speed. Press this button followed by the '+' and '-' buttons to adjust the program speed
- 08 - Adjusts the built-in programs and built-in program speed, sound program, flash speed for static colour, brightness of static colour





Correct Disposal of this Product (Waste Electrical & Electronic Equipment)

**(Applicable in the European Union and other European countries
with separate collection systems)**

This marking shown on the product or its literature, indicates that it should not be disposed of with other household wastes at the end of its working life. To prevent possible harm to the environment or human health from uncontrolled waste disposal, please separate this from other types of wastes and recycle it responsibly to promote the sustainable reuse of material resources.

Household users should contact either the retailer where they purchased this product, or their local government office, for details of where and how they can take this item for environmentally safe recycling.

Business users should contact their supplier and check the terms and conditions of the purchase contract. This product should not be mixed with other commercial wastes for disposal.

