

BATHROOM REMODEL

WHAT TO EXPECT



CALL OUR EXPERTS
703-940-9929

FIND OUT MORE
WWW.DIRTCONNECTIONS.COM

FOLLOW US ON SOCIAL



REMODEL PROCESS:

STEP 1: SCHEDULE YOUR APPOINTMENT

Schedule an appointment with our company contractors to receive your free estimate

STEP 2: FREE ESTIMATE CONSULTATION

Discuss with our designers your plans while they offer samples and take measurements

STEP 3: MEASUREMENTS & INSPECTION

Your remodelers will conduct a final inspection to remeasure your bathroom and ensure that all installations and materials fit perfectly

STEP 4: INSTALLATION

Our remodeling team will then complete the process by installing the final additions to complete your bathroom remodel

PREPARATION CHECKLIST:

EXAMINE THE EXISTING BATHROOM

Determine your bathroom's current layout and conduct your own initial measurements

ENVISION YOUR NEW BATHROOM

Consider what you want your new bathroom to look like - this helps the design remodeling team get a sense of the project






DETERMINE FUTURE PLANS

Decide on your new bathroom based on how long you will stay in your current home

BUDGET

Make a realistic budget of what you can afford at most and discuss it with your contractor

BENEFITS OF A BATHROOM REMODEL:

-  Lower your home's utility bills
-  Increase your home's value
-  Increase your home's appeal
-  Bring home the spa benefit
-  Reduce clutter

AVERAGE REMODEL

65% COST RECOUPED

UPSCALE REMODEL

59% COST RECOUPED

