

Safety Step Platform Ladders

Elevating your safety with unique ladder solutions!



WorkMaster Step Platform

Engineered for optimal safety and efficiency, with its robust construction and innovative features, this platform ensures stability, reliability, and customizable options to meet diverse job requirements. Fit for purpose, including, electrical work, maintenance tasks, or industrial projects, it provides a secure and convenient solution for elevated work, ensuring peace of mind and productivity on the job.

Specifications

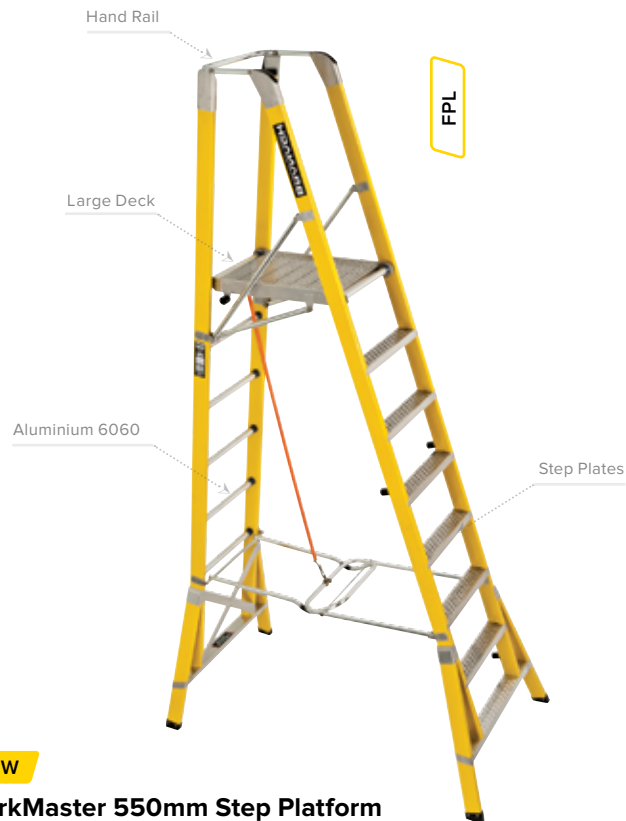
FPL

WorkMaster 450mm Step Platform

Model	Platform height	Front to rear spread	Weight	Maximum load rating
FPL 0.6	0.60 m	0.98 m	12.2 kg	150 kg
FPL 0.9	0.90 m	1.10 m	14.0 kg	150 kg
FPL 1.2	1.20 m	1.23 m	15.8 kg	150 kg
FPL 1.5	1.50 m	1.35 m	17.6 kg	150 kg
FPL 1.8	1.80 m	1.48 m	19.4 kg	150 kg
FPL 2.1	2.10 m	1.60 m	21.2 kg	150 kg
FPL 2.4	2.40 m	1.73 m	23.0 kg	150 kg
FPL 3.0	3.00 m	1.98 m	26.6 kg	150 kg
FPL 3.6	3.60 m	2.23 m	30.2 kg	150 kg

	Platform height		Maximum load rating
	Front to rear spread		Weight

Optional Accessories: RL/RS/RW, TR, KB, CC/CN/CW, CA, OK, SX, MK, ID, PL. For more details, visit branch.com/accessories.



FPW

WorkMaster 550mm Step Platform

Model	Platform height	Front to rear spread	Weight	Maximum load rating
FPW 0.6	0.60 m	0.98 m	13.2 kg	150 kg
FPW 0.9	0.90 m	1.10 m	15.1 kg	150 kg
FPW 1.2	1.20 m	1.23 m	17.2 kg	150 kg
FPW 1.5	1.50 m	1.35 m	19.3 kg	150 kg
FPW 1.8	1.80 m	1.48 m	21.3 kg	150 kg
FPW 2.1	2.10 m	1.60 m	23.4 kg	150 kg
FPW 2.4	2.40 m	1.73 m	25.5 kg	150 kg
FPW 3.0	3.00 m	1.98 m	29.5 kg	150 kg
FPW 3.6	3.60 m	2.23 m	33.6 kg	150 kg

Problem

- > Unstable: Standard platform ladders often lack stability, posing a risk of falling.
- > Cumbersome: Their bulkiness makes them difficult to transport and store.
- > Limited Reach: These ladders may not provide sufficient height for certain tasks.
- > Small deck, causing discomfort while working.

Solved

- > **Enhanced Stability** - Strongbox joining system ensures unparalleled strength and stability.
- > **Safety Assurance** - Front safety rail at 900mm height, large deck, step covers and fiberglass construction ensure user safety, especially for electrical work.
- > **Customisable Options** - Front split rail, castors, outdoor wheels, tool trays, and TerrainMaster levelling system offer tailored solutions.
- > **Quick Setup** and Portability - Unique construction enables quick assembly, portability, and easy storage.

All Terrain Step Platform

Designed for rugged environments and challenging terrains, the All-Terrain Platform sets the benchmark for safety and versatility in elevated work. Built with durability in mind, this platform boasts innovations such as the TerrainMaster leveling system and a robust construction, ensuring stability and reliability on uneven surfaces. From construction sites to outdoor maintenance tasks, the All-Terrain Platform provides a secure and adaptable solution for working at heights, empowering workers to tackle any job with confidence and efficiency.

Specifications

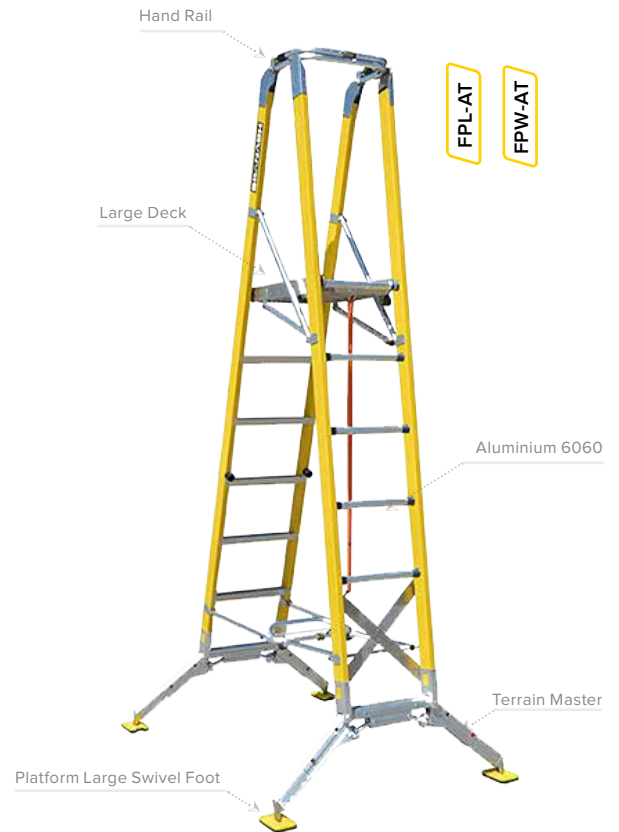
FPL-AT

All Terrain Step Platform 450mm

Model	Platform height	Open Height	Closed height	Weight	Maximum load rating
FPL-AT 0.9	0.90 m	1.78 m	2.05 m	19.0 kg	150 kg
FPL-AT 1.2	1.20 m	2.07 m	2.34 m	20.8 kg	150 kg
FPL-AT 1.5	1.50 m	2.36 m	2.64 m	22.6 kg	150 kg
FPL-AT 1.8	1.80 m	2.65 m	2.94 m	24.4 kg	150 kg
FPL-AT 2.1	2.10 m	2.94 m	3.23 m	26.2 kg	150 kg
FPL-AT 2.4	2.40 m	3.23 m	3.52 m	28.0 kg	150 kg
FPL-AT 3.0	3.00 m	3.82 m	4.11 m	31.6 kg	150 kg
FPL-AT 3.6	3.60 m	4.40 m	4.71 m	35.2 kg	150 kg

	Platform height		Closed height		Maximum load rating
	Open Height		Weight		

Optional Accessories: FC/FS/FT, MK, TR. For more details, visit branch.com/accessories.



FPW-AT

All Terrain Step Platform 550mm

Model	Platform height	Open Height	Closed height	Weight	Maximum load rating
FPW-AT 0.9	0.88 m	1.78 m	2.05 m	20.0 kg	150 kg
FPW-AT 1.2	1.77 m	2.07 m	2.34 m	23.3 kg	150 kg
FPW-AT 1.5	1.46 m	2.36 m	2.64 m	24.3 kg	150 kg
FPW-AT 1.8	1.75 m	2.65 m	2.94 m	25.2 kg	150 kg
FPW-AT 2.1	2.04 m	2.94 m	3.23 m	29.7 kg	150 kg
FPW-AT 2.4	2.33 m	3.23 m	3.52 m	31.5 kg	150 kg
FPW-AT 3.0	2.92 m	3.82 m	4.11 m	34.4 kg	150 kg
FPW-AT 3.6	3.50 m	4.40 m	4.71 m	38.5 kg	150 kg

Problem

- > **Unstable** - Standard platform ladders lack stability on uneven ground, increasing the risk of falls.
- > **Unsafe**, instability under lateral force make them hazardous to use.
- > **Heavy** to lift and maneuver, posing a risk of physical strain.
- > Non-compliant: Many do not meet current industry standards

Solved

- > **Side ways** force mitigated with Terrainmaster wide legs creating a base of 1.4m.
- > **Uneven ground** is effectively managed with independent leveling legs, accommodating angles of up to 15 degrees.
- > **Large foot pads** provide secure footing to the ground.
- > A **built-in level bubble** guarantees a level work platform.
- > Light weight, **portable** and easy to store.
- > **Safety** and **productivity** in one package.

TerrainMaster

Worldwide research indicates instability is the common factor in ladder falls, resulting in trauma and fatalities. 'Overreaching' and the ladder 'slipping out' is the leading cause of destabilising the ladder.

The TerrainMaster was designed for just this purpose. It offers the convenience and stability that users and safety experts have been asking for.

Built to industrial standards to master the most punishing environments, the award-winning TerrainMaster is '**Changing the face of height safety**' with unprecedented stability.



Problem

- > **Uneven Terrain**, or challenging terrains present unsafe conditions to work from a ladder.
- > **Inadequate Ladder Stability**, leading to potential accidents and falls.
- > **Unsafe practices** used to level the ladder including rocks, wedges and dirt.
- > **Time** required to level to ladder reduces productivity.

Solved

- > **Designed** for Uneven Surfaces, Independently adjustable legs of up to 15 degrees, ensure stability on uneven terrain, enhancing versatility and usability.
- > **Enhanced Stability**, With an expanded 1.4-meter base, and large grip foot pads the risk of the ladder destabilising is greatly reduced.
- > Built-in **Integrated Leveling** System eliminates the need for additional wedges, offering ease of use and increased productivity.

Accessories



Front Split Rail
FS for FPL / FT for FPW /
FC for FPS



Rear Safety Rail
RW for FPW / RL for FPL /
RS for FPS



Tool Tray
TR/TO



Platform Table
PL




Kick Board
KB



Lever Actuated Castors
CW for FPW / CN for FPL /
CC for FPS



Spring Loaded Castors
Suitable 0.6 to 1.8
CA for FPW & FPL



Outdoor Wheels –
All Legs OK



Platform Large Swivel
feet KIT
SX



Company Mark
MK



Ladder Tag Identification
ID





CorrosionMaster Step Platform

Specifically engineered for portability and height access in harsh and corrosive environments, the CorrosionMaster Safety Step Platform is ideal for desalination plants, pharma, maritime industries, mining, and similar sectors where corrosion resistance is crucial.


Specifications


FPS


CorrosionMaster Step Platform

Model				
FPS 0.6	0.60 m	0.98 m	19.5 kg	150 kg
FPS 0.9	0.90 m	1.10 m	22.5 kg	150 kg
FPS 1.2	1.20 m	1.23 m	25.5 kg	150 kg
FPS 1.5	1.50 m	1.35 m	28.5 kg	150 kg
FPS 1.8	1.80 m	1.48 m	31.5 kg	150 kg
FPS 2.1	2.10 m	1.60 m	36.0 kg	150 kg
FPS 2.4	2.40 m	1.73 m	39.0 kg	150 kg
FPS 3.0	3.00 m	1.98 m	45.0 kg	150 kg
FPS 3.6	3.60 m	2.23 m	51.0 kg	150 kg

 Platform height

 Maximum load rating

 Front to rear spread

 Weight

Optional Accessories: CC/CN/CW, MK, FC/FS/FT.
For more details, visit branach.com/accessories.



Problem

- > **Material failure** in corrosive environments.
- > **Safety** concerns in such environments.
- > Limited **lifespan** of equipment.
- > Joints and connections weaken causing instability or even catastrophic failure during use.
- > Equipment not repairable due to rust and corrosion.
- > Solution often costly and time consuming to set up ie scaffolding.

Solved

- > **Premium** fiberglass and 316 stainless components for durability in corrosive conditions.
- > Prioritises **electrical safety** near corrosive environments.
- > **Portable** and folds to 200mm for storage.
- > Long-lasting performance reduces need for frequent replacements, ensuring reliability
- > **Quick** and easy set up
- > Large Deck and step plates made of 316 stainless provide a secure base to work from providing sideloading stability.

Who is Branach?

We are a proud Australian company who manufacture the world's safest height safety solutions.

Our Design team creates functional, simple and well-engineered products. Our unique capability extends from **concept, design, prototyping to manufacture**. This allow us to be agile enough to move with partners and reshape the way our clients work at heights. Our Partnership starts long before a product is first used and continues to grow long after. This is based on listening to concerns and assisting to manage the risk of working at heights.



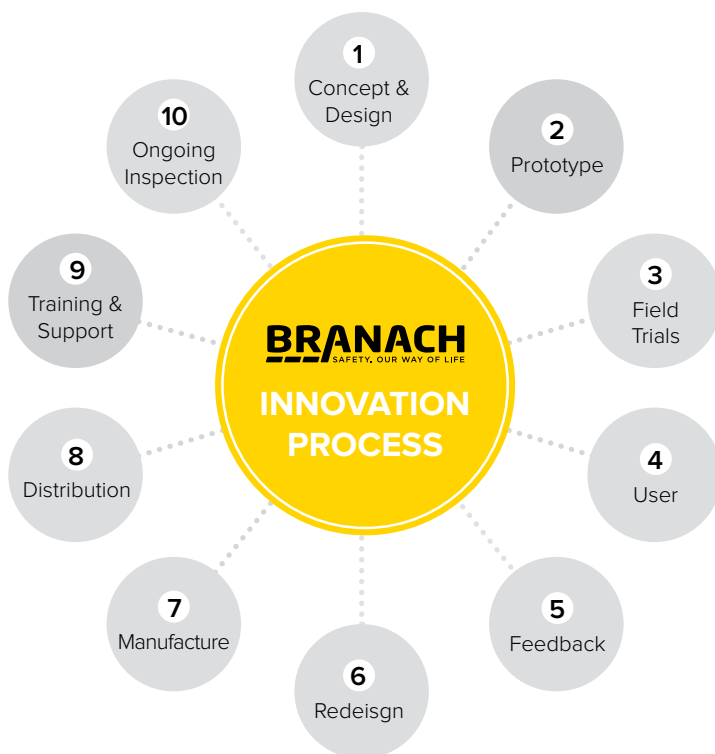
We are committed to innovation and height safety.



We work alongside height safety specialists in both industry and regulatory bodies.



We ensure our products not only meet but exceed Australian and International standards.



SAURYA

Value Driven Safety

Distributed by: SAURYA HSE PVT LTD

Ho: C-112A, Kailash Business Park, Veer Sawarkar Marg, Vikhroli (West), Mumbai - 400079, Maharashtra, India

T: +91 22 4065 5555 | E: info@sauryahse.com | W: www.sauryahse.com