

# Single and Extension Ladders

*Elevating your safety with  
unique ladder solutions!*






# Power Master

## Single and Extension

The Power Master combines unmatched performance with durability and repairability. These ladders are built to outlast the competition and provide you with the reliability you need for any job.

### FND





#### Power Master Single

MODEL			
<b>FND 2.4</b>	Fly: 2.465m/Base: 2.435m	Fly: 56kg/Base: 5.7kg	160kg
<b>FND 3.0</b>	Fly: 3.075m/ Base: 3.045m	Fly: 7.1kg/Base: 7.2kg	160kg
<b>FND 3.6</b>	Fly: 3.685m/ Base: 3.655m	Fly: 8.6kg/Base: 8.7kg	160kg
<b>FND 4.2</b>	Fly: 4.295m/ Base: 4.265m	Fly: 11.5kg/Base: 12.1kg	160kg
<b>FND 4.8</b>	Fly: 4.905m/ Base: 4.875m	Fly: 13.5kg/Base: 13.8kg	160kg
<b>FND 5.5</b>	Fly: 5.515m/ Base: 5.485m	Fly: 14.9kg/Base: 15.2kg	160kg

**Optional Accessories:** CH, FB, FW, TE, RF, SF, BF, TL, PP, PS, MK, LD, WB, VW. For more details go to [branach.com/accessories](http://branach.com/accessories).

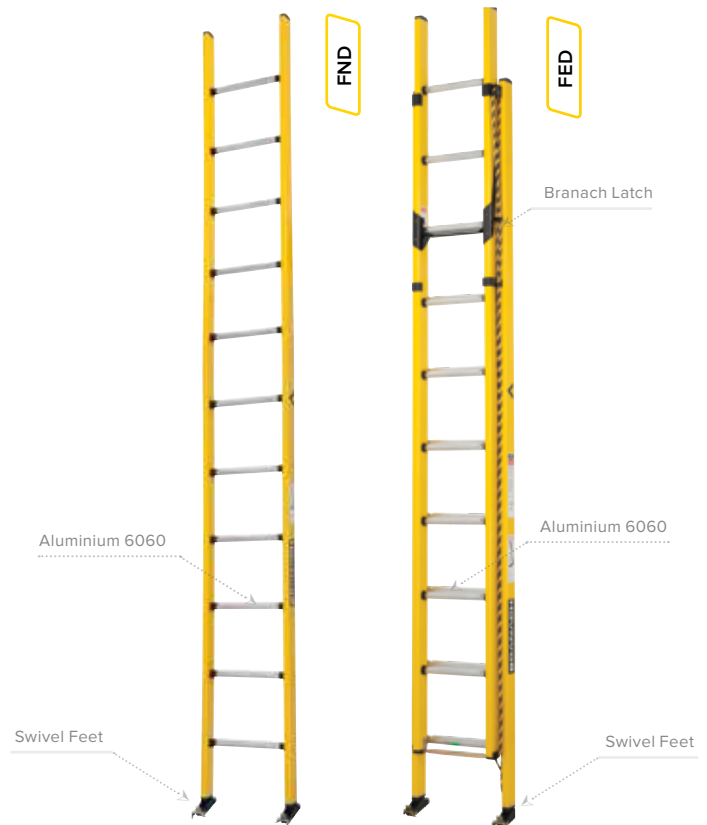
### FED

#### Power Master Extension

MODEL				
<b>FED 4.0</b>	2.70m	4.00m	15.5kg	160kg
<b>FED 5.2</b>	3.30m	5.20m	18.5kg	160kg
<b>FED 6.4</b>	3.90m	6.40m	21.6kg	160kg
<b>FED 7.6</b>	4.50m	7.60m	27.1kg	160kg
<b>FED 8.8</b>	5.10m	8.80m	31.5kg	160kg
<b>FED 9.4</b>	5.80m	9.40m	35.5kg	140kg
<b>FED 9.8</b>	5.80m	9.80m	35.5kg	120kg

**Optional Accessories:** CL, CH, FB, FW, FL, LW, TP, RF, SF, GB, AR, BF, TL, PP, PS, CT, MK, ID, TB, WB, WW. For more details, visit [branach.com/accessories](http://branach.com/accessories).

	Closed height		Height		Weight
	Extended height		Maximum load rating		



## Problem

- > **Structural Failure** - Collapse risk causing personal injury, due to low quality materials used in manufacture of ladder.
- > **Improper Use** - Incorrect ladder choice, overloading, and incorrect set up, lead to personal hazards.
- > **Using damaged ladder** – ladder age, annual inspection and repair schedule has been neglected and faulty ladders left in service unbeknown to the user.

## Solved

- > **Strength** – Fiberglass Strongbox construction, gives unparalleled performance in strength and stability.
- > **Fit for purpose** - Electrically Safe with higher load ratings, suitable for all work environments,
- > **Lightweight/ Portable** - Lightweight yet sturdy, easy to manoeuvre and transport.
- > **Customisable** - Tailored functionality for working at heights.
- > **Repairable** - Extends lifespan with repairs and reduces overall costs.

# All Terrain Extension

## Higher Stability

The All Terrain Extension is built for any terrain, indoors or out. Its individual adjustable legs offer the convenience and stability that users and safety experts have been asking for and it meets the Meets AS 1892.1:2018 Higher Stability standard.

### FED-AT

#### All Terrain Extension

MODEL	▼	▲	⚠️	⚠️
FED-AT 4.0	2.80m	3.95m	18.6kg	160kg
FED-AT 5.2	3.41m	5.17m	21.6kg	160kg
FED-AT 6.4	4.02m	6.39m	24.7kg	160kg
FED-AT 7.6	4.63m	7.61m	31.3kg	160kg
FED-AT 8.8	5.24m	8.83m	34.4kg	150kg
FED-AT 9.4	5.85m	9.44m	39.3kg	140kg
FED-AT 9.8	5.85m	9.75m	39.3kg	120kg

▼ Closed height

⚠️ Max load rating

▲ Extended height

⚠️ Weight

**Optional Accessories:** UniTop, Stand Off Arms, Walk Through Arms, Wheels, TL, TF, PS, PC, PB, FW. For more details, visit [branach.com/accessories](http://branach.com/accessories).



## Problem

- > **Overreaching** - Traditional ladders pose the risk of a sideways incident due to over reaching
- > **Choking up** - Instability from inadequate base support.
- > **Uneven terrain** - Surface irregularities compromising ladder stability.
- > **Confidence** - Productivity and safety hindered by ladder stability concerns.
- > **Tight spaces** - Maneuverability challenges for ladder positioning.

## Solved

- > **TerrainMaster** - Adjustable base width of 925mm to 1440mm prevents ladder destabilisation, reducing fall risks.
- > **Adjustable legs** - Wide base and variable leg height (up to 305mm) ensure stable ground contact, eliminating the need for makeshift solutions on uneven surfaces.
- > **Uneven terrain** - Rugged construction and anti-slip feet provide stability on uneven ground.
- > **Confidence** - Advanced safety features and robust materials enhance user confidence and productivity.
- > **Tight spaces** - Compact design and flexible positioning options facilitate safe ladder placement in tight spaces.



# Fall Control System

## Higher Stability

An innovative, portable, and mobile solution for ensuring the safety of workers at heights. Our unique system is designed to keep workers safe while ascending, descending, or in the event of a fall, slip, or medical issue.

### FED-FC

#### Extension Ladder with Fall Control

MODEL	↙	↗	⚠️	⚠️
<b>FED 4.0 FC</b>	2.90 m	4.00 m	20.5 kg / 23.0 kg	160 kg / 120 kg
<b>FED 5.2 FC</b>	3.50 m	5.20 m	23.5 kg / 26.0 kg	160 kg / 120 kg
<b>FED 6.4 FC</b>	4.33 m	6.42 m	26.6 kg / 29.0 kg	160 kg / 120 kg
<b>FED 7.6 FC</b>	4.92 m	7.64 m	33.0 kg / 35.7 kg	160 kg / 120 kg
<b>FED 8.8 FC</b>	5.20 m	8.80 m	36.0 kg / 39.0 kg	150 kg / 120 kg

↙ Closed height

⚠️ Max load rating (Ladder / FC)

↗ Extended height

⚠️ Weight (Without Bag / With Bag)

**Features:** Flat D rungs for greater foot stability, Extra Wide TerrainMaster, Branch Latch, Arapoline Rope, Tethers, Rope Bag, Rope Grab, Rung Work Position Hook, Descender/Rescue, Life Line, Level Bubble and Pole Strap.



**Optional Accessories:** TJ, SA, VW, DA, TQ, MK. For more details, visit [branch.com/accessories](http://branch.com/accessories).



## Problem

- > **An untethered** ladder destabilizes user.
- > Risk of **unprotected falls** from ladder.
- > Absence of suitable **anchor points**.
- > **Lack of rescue** options for emergencies.
- > **Costly setup** and productivity loss.
- > **Unique** height access challenges conventional ladders can't address.

## Solved

- > **Ladder Secured** - Integrated tether secures ladder, ensuring stability, while its wide, level base ensures stability from the ground up
- > **Fall protection** - Lifeline connects user to ladder for safety during climbing and work.
- > **Uni top** with rated rope return provides secure connection to ladder for the user.
- > **Integrated rescue system** eliminates risks for second person.
- > **Portable**, mobile, and quick setup enhances productivity and saves costs.
- > **Innovative**, customised options address difficult height access problems effectively.



# CorrosionMaster

## Single and Extension

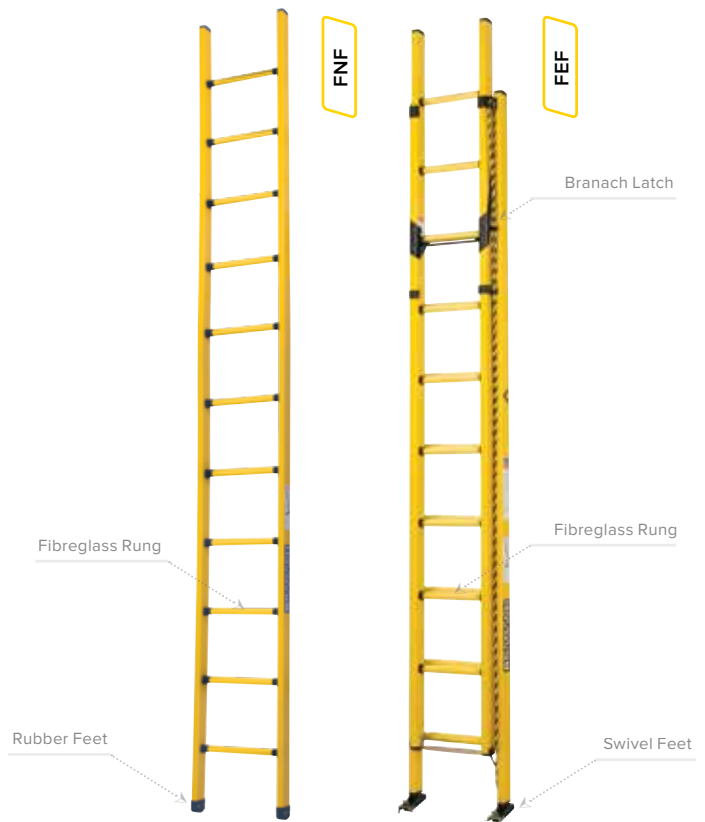
Specially designed for portable access and working at height in the world's harshest, explosive, and corrosive environments and industries, the CorrosionMaster Extension Ladder is perfectly suited for desalination plants, maritime industries, mining, pharmaceutical, and all other environments where corrosion resistance is a deciding factor when purchasing equipment.

### Problem

- > **Material failure** in corrosive environments.
- > **Safety** concerns in such environments.
- > Limited **lifespan** of equipment.

### Solved

- > **Premium** fiberglass and 316 stainless components for durability in corrosive conditions.
- > Prioritises **electrical safety** near corrosive environments.
- > **Long-lasting** performance reduces need for frequent replacements, ensuring reliability.



#### FNF

### CorrosionMaster Single

Available in two widths: Fly 365mm or Base 450mm

Model	📏	⚠️	Fly / Base <b>kg</b>
<b>FNF 2.4</b>	2.40 m	160 kg	6.2 kg / 6.6 kg
<b>FNF 3.0</b>	3.00 m	160 kg	7.9 kg / 8.3 kg
<b>FNF 3.6</b>	3.60 m	160 kg	9.6 kg / 9.9 kg
<b>FNF 4.2</b>	4.20 m	160 kg	12.8 kg / 13.3 kg
<b>FNF 4.8</b>	4.80 m	160 kg	14.6 kg / 15.0 kg
<b>FNF 5.4</b>	5.40 m	160 kg	16.0 kg / 16.5 kg

Optional Accessories: SF, GB, MK, ID, TB, WB, WW. For more details, visit [branach.com/accessories](http://branach.com/accessories).

#### FEF

### CorrosionMaster Extension\*

Model	📏	📏	⚠️	<b>kg</b>
<b>FEF 3.4</b>	2.40 m	3.40 m	150 kg	13.0 kg
<b>FEF 4.0</b>	2.70 m	4.00 m	150 kg	15.2 kg
<b>FEF 5.2</b>	3.30 m	5.20 m	150 kg	18.3 kg
<b>FEF 6.4</b>	4.00 m	6.40 m	150 kg	21.4 kg
<b>FEF 7.6</b>	4.60 m	7.60 m	150 kg	27.7 kg
<b>FEF 8.8</b>	5.20 m	8.80 m	150 kg	31.2 kg
<b>FEF 9.4</b>	5.80 m	9.40 m	150 kg	32.9 kg
<b>FEF 9.8</b>	5.80 m	9.80 m	120 kg	32.9 kg

Optional Accessories: SF, GB, MK, ID, TB, WB, WW. For more details, visit [branach.com/accessories](http://branach.com/accessories).

- 📏 Closed height
- 📏 Extended height
- ⚠️ Maximum load rating
- kg** Weight
- 📏 Height

\*Minimum order quantity applies.



# UniTop System & UniTop Attachments



UniTop accessories are only compatible with the Branach mounting system



Wide Pole strap  
**TW**



Stand Off Wall Mounts  
**SA**



Tool Hoist  
**TJ**



Vertical Wheels for  
Demountable UniTop\*\*  
**VW**



Demountable UniTop  
**TQ**

## The Uni Top System

The Branach Uni-Top is a versatile addition to all Fall Control Ladders and is available as a factory-fit option for the All Terrain Extension and PowerMaster range. Designed to enhance safety and functionality, it allows for various attachments to be easily connected into place. Positioned at the top of the ladder, this feature provides a customizable solution for different tasks, ensuring users can work more efficiently and securely.



Davit Arm System Kit - **DA** | Used with Fall Control System only



# Accessories for Extensions and Single Ladders



Branach Latch  
**BC**



Conventional Latch  
**CL**



Cable Hooks  
**CH**



Fly Boot Protector  
**FB** – Black / **FW** – White



Fly Lock Mechanism  
**FL**



Fly Protector Strip  
**FP**



Fly Section Ladder Wheels  
**LW**



TerrainMaster  
**TE**



Rubber Feet  
**RF**



Swivel Feet  
**SF**



Grab Bar  
**SG**



Arapoline Rope  
**AR**



Bottom Lash  
**BL**



Bottom Lash with Red Flag  
**BF**




Tethering System  
**TF**



Pole Chain  
**PC**



Plastic Covered Pole Chain  
**PP**



Pole Strap  
**PS**



Centre Pull Rope **CP**  
Available with  
Conventional Latch (CL)



Rope Cleat  
**CT**



Company Mark  
**MK**



Ladder Tag Identification  
**ID**



Tie Down Bar  
**TB**



Wall Bracket  
**WB** 370mm single ladders  
**WW** 450mm single ladders



Top Lash  
**TL**



Top Lash  
**TT**



Value Driven Safety

Distributed by: SAURYA HSE PVT LTD

Ho: C-112A, Kailash Business Park, Veer Sawarkar Marg,  
Vikhroli (West), Mumbai - 400079, Maharashtra, India

T: +91 22 4065 5555 | E: info@sauryahse.com | W: www.sauryahse.com