

AUSTRALIAN SCOUT UNIFORM STANDARD



Adult Members



AUSTRALIAN SCOUT PUBLICATION

Published by the authority of the National Operations Committee of the Scout Association of Australia.

Copyright © the Scout Association of Australia.

This work is the intellectual property of the Scout Association of Australia. Permission is granted for extracts or portions of this material to be shared for non-commercial, educational purposes, by members of the Scout Association of Australia and its affiliated Branches for the purposes of delivering the Youth and or Adult Training & Development programs, provided that this copyright statement appears on the reproduced materials and notice is given that the copying is by permission of the Scout Association of Australia. This permission does not extend to reproduction or republishing of this work in its entirety.

To disseminate otherwise or to republish in any form or by any means, electronic or mechanical, including photocopying, recording or by any information storage, mailing or retrieval requires the written permission of the National Headquarters of the Scout Association of Australia

DOCUMENT MANAGEMENT

Version	Date	Amendment
1.0	June 2021	Initial publication
1.1	November 2021	Update for Scouts Fellowship Badge Changes to Pilot qualifications/requirements
1.2	March 2023	Update to Mental Health Badge criteria and minor changes to wearing of APR Awards
1.3	June/November 2023	Update to Awards, Decorations and Insignia (Service Awards, Branch Awards and Commendation Awards) Removal of PLA insignia
1.4	March 2024	Update to changes for wearing of ARAs on the Rover Scout Uniform

CONTENTS

Document Management.....	1
About this Standard.....	4
The Australian Scout Uniform	4
Purpose	4
A brief history.....	5
Who wears the Australian Scout Uniform?	5
When to wear Uniform.....	6
‘Standard’ Uniform	6
‘Formal’ Uniform	6
Compulsory parts of the Uniform	7
Shirt	7
Scarf	7
Belt.....	8
Additional parts of the Uniform	8
Shoes.....	8
Below the waist wear	9
Variations of Uniform	9
Headwear.....	9
Jackets.....	10
Awards, Decorations, Badges and Insignia	10
Awards and Decorations	10
Branch Recognition Award.....	11
Recognition of Service by Adult Leaders	12
Scouts Australia Adult Recognition Awards (ARA)	12
Awards for Gallantry.....	17
Awards for Meritorious Conduct.....	18
Awards by Other Organisations	19
Australian Honours and Awards.....	19
Decorations Awarded by Overseas Governments and Scout Associations	19
Training Recognition.....	21
Peak Award Badges (Youth Program).....	22
Qualification / Skill Badges.....	22

Name Tapes, District and Region Badges	27
Scout Fellowship.....	27
Special Event Badges	28
Australian Flag Badge	28
World Scout Emblem Badge	28
Name Bars.....	28
Messengers of Peace Ring Badge	29
Adult Member Designation.....	30
Badges of Sponsoring Authorities	31
Badge Placement.....	31
Right Sleeve – <i>My Identity</i>	32
Left Sleeve - <i>My Journey</i>	33
Front Panels and Scarf - <i>My Involvement</i>	34
Variations.....	35
Branches	35
Scout Shows	35
Scouts Australia National Uniform	35
International.....	36
Uniform Purchasing.....	36

ABOUT THIS STANDARD

The purpose of this standard is to provide a “one stop” quick reference resource as to the design and correct wear of the Australian Scout Uniform (the “Uniform”) for Adult Members and to complement Policy and Rules (P&R) and its understanding. The need for this standard has arisen from many questions relating to the impact of changes to the Youth Program and how this translates to Adult Member Uniforms and so, complements the Youth Program equivalent of this document which is to be consulted for specific details in the wear of the uniform by Youth Members. **When interpreting, please ensure the whole of this guide is read and that statements are not adopted in isolation.**

The choice whether to wear the Uniform is governed by both the choice of the role in Scouting made by the Member (understanding there are specific requirements to be admitted as a “member” of Scouting) and Branch rules. Therefore, it is important to always check with the relevant Team Leader where any doubt may exist. Also, should a member wish to wear an item on their Uniform (e.g., a badge) and it is not provided for in P&R or at a Branch level, it is necessary to submit a request to the relevant Branch Chief Commissioner who will consider and if supportive make a recommendation to the Chief Commissioner of Australia (Rule 13.11).

For the purposes of this document Adult participants in the Youth Program (i.e., 18-year-old Venture Scouts and Rover Scouts) have been excluded as has those Adult Members who are either not permitted or where a choice exists choose not to wear Uniform.

Finally, it is important to appreciate that while every effort is made to capture all of the various Uniform intricacies here, changes can occur from time to time that may not have been reflected in this publication. The source of truth for the Uniform always remains within the various Sections of P&R.

THE AUSTRALIAN SCOUT UNIFORM

PURPOSE

The Uniform is an item of clothing that unifies all members of Scouting in Australia. Sharing similarities with other Scout Uniforms throughout the world (in particular the scarf/neckerchief and the World Scout Emblem badge), it clearly identifies its wearer, as a member of a National Scout Organisation (NSO), of the World Organization of the Scout Movement (WOSM), and all of the wonderful things associated with that.

The Uniform forms part of what is known as Tier 1 in our *symbolic framework*. The *symbolic framework* is one of eight (8) elements in the Scout Method. Along with the Scout sign, Scout salute and left handshake, the Uniform is a unique and distinguishing feature of Scouting, locally, nationally and globally.

The Uniform is designed to be light and comfortable to wear, looking formal but not unfriendly, and wearable in many situations. The Uniform also offers members the opportunity to display badges celebrating their achievements or recognising their identity usually through the wearing of a range of badges.

A BRIEF HISTORY

The first version of the Scout Uniform was based upon what Lord Baden-Powell, the founder of World Scouting, wore in the British Army. It included a khaki shirt, shorts, and wide-brimmed hat. The original design had long sleeves, which could be rolled up.

Shorts were used as they were thought to be practical for the lifestyle of typical Scouts of the time, which included spending lots of time camping and in the outdoors. Many Scouts chose to wear long pants when not in the outdoors, to fit in with the fashion of the day.

The scarf/neckerchief would identify its wearer as a Scout, as well as from where they came. But, the scarf/neckerchief also has many hidden functions – it can be used as a sling, bandage, or as a means of keeping warm.

Over time, many ergonomic changes have been made to the Uniform. The materials changed from thick (and somewhat uncomfortable) wools and cottons, to more light, breathable and comfortable fabrics.

In 2004, Australian Scouting looked to modernise its public image, as well as reduce the overall cost of membership, by introducing a new Uniform style and colour. Although this was the third new Uniform style since the 1980s, it was by far the most significant change to date, principally because of the colour change from the more traditional khaki, to a dark blue.

In late 2020/early 2021, a long-sleeved shirt was added to the Uniform options. This provides all members with the opportunity to wear a lightweight and sun smart option, especially for those regularly operating in hotter climates.

WHO WEARS THE AUSTRALIAN SCOUT UNIFORM?

All members who may wear Uniform will normally wear their respective Uniform to Uniformed events (more information on these in 'When to wear Uniform', below). Which events qualify as these vary between Scout Groups and Units.

Youth Helpers wear the Uniform of the Section they are a member of when they are attending the Unit they are helping – so a Venturer Scout helping out at their local Cub Scout Unit wears their Venturer Scout Uniform. Guides may also wear their Guide Uniform with a Youth Helper badge when they assist in a youth helper capacity in a Scouting Formation. This requires permission from their Guide Unit's Leader.

In the event that a Youth Helper is not a member of a Scouting or Guiding Section, they wear the adult navy-blue Uniform shirt with the World Scout badge, Australian flag badge and Youth Helper badge.

All elements of the Uniform are covered by a copyright of The Scouts Association of Australia and may not be modified without the specific approval of the Association.

Badges may only be obtained from the approved retailer engaged by Scouts Australia; However, local scarves (neckerchiefs) may be manufactured locally provided the item has been officially registered. Branch Offices will help facilitate this process.

Further, no alterations or additions may be made to the Uniform except for authorised badges and insignia. Where a member wishes to wear a decoration or an award not provisioned within Policy and Rules (or this Standard) an application in writing to the Chief Commissioner of Australia needs to be made for consideration. This application needs to be endorsed by the Branch Chief Commissioner beforehand.

WHEN TO WEAR UNIFORM

For the purposes of this guide, there are two different definitions of 'Uniform', described below. These two definitions cover the different circumstances when a Uniform may be worn, and while not officially recognised, they are both used in practice throughout the country.

'STANDARD' UNIFORM

This is what is generally worn to weekly meetings, and at some events and camps where members are asked to wear Uniform, but may also be somewhat active while wearing it. The components of the Standard Uniform are as follows – shirt, scarf, belt, neat below the waist wear, neat, practical footwear (individual choice of black or brown shoes; boots or joggers), and optional official headwear and/or jacket in appropriate circumstances.

'FORMAL' UNIFORM

This is what is worn to important events – award ceremonies, Annual Report and Presentations (ARPs), ANZAC Day, formal Scout dinners, and any other important events where there will be significant or momentous things happening.

The components of the Formal Uniform are the same as Standard Uniform accompanied by any relevant decorations as approved in Rule 13 of P&R.

COMPULSORY PARTS OF THE UNIFORM

SHIRT

The shirt, along with scarf (or neckerchief), is the most distinctive part of the Scout Uniform. All Adult Member (other than Rover Scouts and 18-year-old Venturer Scouts) shirts are all-navy blue.

The shirt is currently available in a unisex or fitted female cut.

The Uniform must be worn properly, with all badges sewn on neatly and correctly, the shirt and collar straight, and nothing showing underneath. Preferably, a shirt should always be presentable and where possible ironed. This is important as youth members look to adults as role models and will often follow the standard adults set. This doesn't mean that a member can't wear a shirt underneath it, particularly in cold weather – but the shirt must not be visible underneath the Uniform shirt.

There are two styles of Uniform shirt – a short and a long-sleeved button up shirt embroidered with the Scouts Australia logo. All badges are worn in the same location on both shirts. On a long sleeve shirt this means no badges are worn below the elbow.



SCARF

Also known as a neckerchief (or 'neckie' for short), this is the one item of the Scout Uniform that remains similar the world over.

In Australia, this will usually be the Group/Unit scarf, except for Queensland, where the same scarf is worn throughout the whole Branch. For some special events or if travelling overseas, an event-specific scarf may be provided. Whatever the event, it should be worn neatly.

Scouts Australia's policy states that the scarf may be worn over or under the collar, however it is best to check with the Group/Unit or Branch as they may have a preference for more formal occasions. As a guide consistency with other members is preferred.

To join the scarf, members wear a woggle.

As an adult member and provided all pre-appointment proficiency has been attained a Gilwell Woggle is worn (Note: youth members, other than those holding a Certificate of Proficiency, do not wear the Gilwell Woggle).



An alternative to the Gilwell Woggle is a more generic option such as the Scouts Australia cloth / Velcro woggles. Some Branches may have unique rules in relation to wearing woggles. A friendship knot may also be acceptable, but this isn't as common in Australia – it's more seen in Europe, where scarves are generally thinner or when travelling overseas.

BELT

Scouts Australia provides a belt for wearing with below the waist wear. Rule R 14.2.6 states:

1. *Dark blue webbing style belt with metal buckle incorporating the Scouts Australia logo (as approved by Scouts Australia) where the below waist garment permits. Otherwise, optional.*
2. *Subject to 14.2.6.1 Option for Sea Scouts only: White webbing style belt with metal buckle incorporating the Scouts Australia logo (as approved by Scouts Australia).*

The important thing here is the choice of below garment wear. The key to wearing a belt or not is whether the shirt is worn on the outside of the below waist garment or not. If the shirt is “tucked in” then a belt should be worn, noting that to do so the below waist garment must have loops for the belt. If it does not and is elasticised, then it may be appropriate to wear the shirt on the outside. The “unisex” shirts are tailored in a manner to accommodate either option. The female shirt is a different cut to the unisex shirt, and may not be able to be tucked in. For more formal occasions (e.g., ANZAC Day) it's best to check with whoever's in charge to find out the protocol to be adopted.

ADDITIONAL PARTS OF THE UNIFORM

SHOES

First and foremost, these should be appropriate to the activity. In all but a very few cases, this will mean closed-toe shoes – these are compulsory on almost all activities and camps. The official ruling in Scouts Australia's Rule 14.2.7 is “Neat, practical footwear. Individual choice of black or brown shoes; boots or joggers.”

When wearing Uniform formally, shoes should be neat – some formal activities or events will require lace-up or buckled, polished leather shoes, or similar, with appropriate socks (colour coordinated with below waist garment). On some

occasions, a specific colour will be requested, so best to check the information about the specific event before attending.

Each Branch may have variations to what is outlined, and this information is available from the Branch office. On other activities, abide by the standards provided, choose comfortable and supportive shoes.

BELOW THE WAIST WEAR

Similar to the wearing of shoes, below waist wear needs to be of comfortable and neat attire and is generally for individual choice. Colours may be from a range prescribed by the relevant Branch Chief Commissioner. In some locations the decision of below waist garment is specified by the Group/Unit. However, as a guide, a neutral colour is recommended.

For formal wear – Nationally, no specific colour for below the waist garment is stated. For formal occasions the event organiser may specify a type of garment and/or colour, and often this is either black, navy or beige/stone. The same colour standards will apply for skirts/shorts/culottes/trousers, as detailed below. Scouts Australia does offer pants and shorts in men and womens' cuts.

VARIATIONS OF UNIFORM

Rule 14.2.9 states:

1. *Branch Chief Commissioners may approve alternative or additional uniform (apart from the approved Scout Shirt, Scarf and Belt) which recognises the cultural heritage and/or religious requirements of a member.*
2. *In approving alternative uniform, the Branch Chief Commissioner shall give consideration to acceptable uniform in other culturally relevant National Scout Organisations and to the Values of Scouts Australia.*

This means where the member is part of a Group that wears an approved variant Adult Leaders may, where permitted, wear the same variant. (e.g., a Scottish or Irish descent Group, may wear a kilt with the standard Uniform).

HEADWEAR

Scouts Australia, through its retailer, provides a line of Scout-branded headwear, including bucket hats, wide brimmed hats, and peaked hats. These are all acceptable wear with the Uniform. When wearing the standard Uniform, any hat will be accepted, as being sun smart is what's important. A key note is that wearing headwear that has external Branding or (depending on the circumstance) fluoro coloured is not appropriate. On some occasions members may be asked to remove headwear or to cover their heads as a sign of respect. Always check with the event organiser for formal occasions to ensure the right headwear is worn at the right time.

Some events may include a hat as part of the event merchandise, with an expectation that it will be worn at that event. An example of this is the Akubra wide-brimmed hats that have been worn at recent World Scout Jamborees by the Australian Contingents.

JACKETS

Scouts Australia, through its retailer, provides polar fleece and softshell navy jackets. However, any Jacket that's either neutral (i.e., does not have other organisations branding) or, where applicable, Scouting event specific merchandise (e.g., Jamboree) will usually be acceptable. Similar to headwear, there may be times when a jacket needs to be removed. Always check with the event organiser to ensure when a jacket may be worn.

AWARDS, DECORATIONS, BADGES AND INSIGNIA

There are a variety of Awards Adult Members may wear. For the purposes of this guide decorations, awards, badges and insignia worn by Rover Scouts has been excluded – these are provided for in the Youth Program version of the Uniform Standard.

Rules 13 and 14 govern the type and wearing of Decorations, Awards, Badges and Insignia, the details of which are outlined below

AWARDS AND DECORATIONS

The Award System of The Scout Association of Australia has a number of categories, each of which is designed to recognise the particular contribution and achievement. For Adult Members, the Awards System is as follows:

- Adult Members in a leadership or specific management role:
 - i. Recognition of service.
 - ii. Adult Recognition Awards (formerly Good Service).
 - iii. Awards for Gallantry.
 - iv. Awards for Meritorious Conduct.
 - v. Recognition of competency in an adventurous activity.
 - vi. Recognition of the provision of service.
- Other Adult Members and Supporters:
 - i. Recognition of service.
 - ii. Young Adult Members, Adult Members and Supporters.
 - iii. Adult Recognition Awards (formerly Good Service).
 - iv. Awards for Gallantry.
 - v. Awards for Meritorious Conduct

Scouts Australia reserves the right to withdraw Awards already granted if the recipient's subsequent or past behaviour is contrary to Scouts Australia's values, Code of Ethics or Code of Conduct.

All Decorations and Awards (Badges, Ribbons, Medals, etc) recognising contribution or achievement by members and supporters of Scouts Australia are the copyright of Scouts Australia and may not be reproduced without the specific approval of Scouts Australia.

BRANCH RECOGNITION AWARD

Rule 13.10 Wearing of Award and Emblems allows for the wearing of a badge to identify the member has received a Branch Recognition Award.

Where adopted Branches will determine if a system shall be implemented and the criteria for awarding. Any system will have no more than three levels/tiers.

The uniform badge must be the same size and shape of the Scouts Australia Adult Recognition Award badges. The image design will be determined by the Branch and will be approved by the Scouts Australia National General Manager.

An individual may only wear one Branch Recognition Award badge at any time. If the Branch recognition system has multiple levels of award, then the highest badge should be worn.

If an individual has been awarded a Branch Recognition Award from multiple Branches, then only one badge may be worn, and the individual may choose which badge they wear.

RECOGNITION OF SERVICE BY ADULT LEADERS

The Service Decoration is granted to adult members in a leadership or specific management role who have given two years continuous service since application for their first appointment. Applications for the Award shall be processed in accordance with Branch procedures.

The first (two year) Service Decoration consists of a cloth emblem with a white knot on a blue background with the figure '2' superimposed in gold. Thereafter, the next award will be at five years' service and in increments of successive five years.



A certificate is issued with each Service Decoration. The Service Decoration is worn on the left sleeve in accordance with Rule R13.10. In the case of the Rover Scout Uniform the decoration may alternatively be worn on the right sleeve in the Additional Awards section.

SCOUTS AUSTRALIA ADULT RECOGNITION AWARDS (ARA)


Rule 13.5 details the criteria for all ARAs. Awards for especially good service to Scouts Australia are awarded to persons who have given particularly valuable service or significantly contributed to the wellbeing of Scouting.

Awards are granted for good service beyond the level of service normally expected of a person in carrying out the responsibilities of the appointment or position held as well as carrying out those duties to a high standard. Awards are based on evidence of achievement.








Nominees for Leader awards of Silver Wattle and above are expected to be Wood Badge qualified and Young Adult Members may only be considered for an Adult Recognition Award if the service given is not used towards their achievement pathway.

A distinctive generic pin for wearing when not in Uniform, is issued together with the first Award presented. This is a silver lapel badge based on the National logo.

Table of Adult Recognition Awards

Award	Definition	Cloth Emblem	Formal Emblem
Special Service	Awarded to young adult members, adult members and members and supporters for the successful support, development or management of a Section or Formation, or for an intense contribution over a period of at least 12 months to the success of a major event or major activity. 'Special Service' is defined as making a noteworthy contribution in their role. This Award can be made in the first three-year assignment / period of service.		
Meritorious Service	Awarded to young adult members, adult members and supporters for meritorious or praiseworthy service to Scouts Australia for a period of around six to eight years. 'Meritorious Service' is defined as performing to a higher standard for longer or more intensely, than would be reasonably expected.		
Outstanding Service	Awarded for outstanding service to Scouts Australia for a period of at least twelve years, to non-uniformed members and supporters.		

Award	Definition	Cloth Emblem	Formal Emblem
Silver Wattle	<p>Awarded for outstanding service to Scouts Australia as an adult member in an active Leadership role, for a period of around ten to twelve years.</p> <p>'Outstanding service' is defined as a performance at a consistently high standard, normally over a number of assignments, all of which have provided positive outcomes for Scouting. This person's contribution to Scouting clearly stands out from that of his/her peer group.</p>		
Distinguished Service	<p>Awarded for distinguished service to Scouts Australia as an adult member or supporter for a period of around 18 to 20 years. It is expected that such distinguished service is at a consistently high level, providing significant and valuable support to a Group or higher Formation and that the recipient is respected and highly regarded throughout the District/Region/Branch or Nationally.</p>		
Silver Koala	<p>Awarded for distinguished service to Scouts Australia as an adult member in an active Leadership role, for a period of around 14 to 16 years. It is expected that such distinguished service is at a consistently high level, normally over a number of assignments, resulting in a significant contribution to the wellbeing of Scouting and that the recipient is respected and highly regarded throughout the District/Region/Branch or Nationally.</p>		

Award	Definition	Cloth Emblem	Formal Emblem
Silver Emu	Awarded for further distinguished service to Scouts Australia by an adult member in an active Leadership role, for a period of at least four or five years since the Award of the Silver Koala. It is expected that such further distinguished service is at a consistently high level, over a number of assignments and at a number of levels within a Branch or at a National level, resulting in further significant contributions to the wellbeing of Scouting.		
National President's	Awarded for eminent achievement and exceptional service to Scouts Australia by adult members and supporters, over a long period in a number of significant roles within the organisation, or for a unique and highly valued contribution to the wellbeing of Scouting.		
Silver Kangaroo	Awarded for eminent achievement and exceptional service to Scouts Australia by an adult member in an active Leadership role, over a long period, in a number of roles at various levels within the organisation, or for a unique and highly valued contribution to the wellbeing of Scouting.		
Rover Service	Awarded by Branch Rover Councils on the recommendation of a Rover Scout Unit, Region Rover Council, or the Branch Rover Council itself to Rover Scouts, Rover Advisers, other uniformed members of the Scout Movement, and/or non-uniformed people, who give outstanding service to the Rover Scout Section. Each Branch Rover Council has the right to use an individual additional name for the Award to honour a distinguished former leader in that Branch.		








Where more than one around the neck award is received in any category the holder will wear only one such award at any one time. The choice of award worn rests with the holder. Note; excluding the Rover Service Award, only the highest cloth badge is worn at any one time.

In addition to recognition worn on the Uniform (i.e., as a Badge), there is provision for the awarding of a "Commendation Award" (P&R 13.6.1) that is not a uniform badge:

- This award may be issued to youth members, adult members and non-members.
- It may only be issued by the Leader in Charge of a Formation.
- There are no set criteria for the award.
- The award may be issued locally at any time and does not affect any nominations for ARAs.
- The award may be recorded on the recipient's member record on the membership system.

AWARDS FOR GALLANTRY

Awards for Gallantry are granted by the Chief Scout of Australia on the recommendation of the Chief Scout of a Branch to individual members, or Scout Groups in cases of joint action. One of the following awards may be granted, according to the circumstances of the case:




Gallantry Award	Definition	Cloth Emblem	Formal Emblem
Certificate	Cases involving limited risk		Not Applicable
Gilt Cross	Cases with moderate risk		
Silver Cross	Cases with considerable risk		
Bronze Cross	Highest possible award, granted for special heroism or extraordinary risk only		

A certificate is issued with each Award.

Medals for Gallantry Awards are worn on the right side of the shirt closer to the centre in order of precedence.

AWARDS FOR MERITORIOUS CONDUCT

Awards for Meritorious Conduct are granted by the Chief Scout of Australia on the recommendation of the Chief Scout of a Branch to individual members, or Groups in cases of joint action. Awards for Meritorious Conduct are given in cases which may not have involved risk of life but which have displayed courage, endurance, initiative, or devotion to duty, often under suffering. One of the following awards may be granted, according to the circumstances of the case:

Meritorious Conduct Award	Definition	Cloth Emblem	Formal Emblem
Certificate	There are no specific criteria, with the level of award being based on the case circumstances		Not Applicable
Medal			

A certificate is issued with each Award.

When wearing the Medal for Meritorious Conduct it is positioned on the right side of the shirt closer to the centre with any Awards for Gallantry taking precedent.

AWARDS BY OTHER ORGANISATIONS

AUSTRALIAN HONOURS AND AWARDS

Australian ribbons representing medals and awards as approved by the Australian Government under the Honours and Awards system may be worn on the left side of the uniform, in order of precedence, from the centre to the left shoulder above the pocket and below the Australian Flag and World Membership Badge.

All other Australian medals and awards as approved by the Australian Government under the Honours and Awards system, may be worn at formal occasions (in place of ribbons) affixed to the top of the pocket.

Members (including youth) may wear the military medals of family members (in accordance with the current Australian Government guidelines) on the right side of the uniform at War Memorial Services only.

State and Territory medals and commendations are not worn on the Australian Scout Uniform.

DECORATIONS AWARDED BY OVERSEAS GOVERNMENTS AND SCOUT ASSOCIATIONS

Overseas Governments

Members may wear the ribbons of decorations by overseas Governments as currently approved by the Governor-General of the Commonwealth of Australia. These are to be worn after any Australian Honours and Awards on the on the left side of the uniform, in order of precedence, from the centre to the left shoulder above the pocket and below the Australian Flag and World Membership Badge).

Where a medal is (also) issued this may also be worn at formal occasions in place of the ribbon in accordance with the Australian "order of wear" approved by the Governor-General of the Commonwealth of Australia, affixed to the top of the pocket.

Where there is a neck award this may be worn at formal occasions in place of the ribbon - only one award (including Scout Awards) may be worn at any one time.

APR / WOSM

Service/Award cloth badges issued by the Asia Pacific Region are to be worn on the left sleeve in accordance with Rule R13.10 - refer Badge placements chart. In the case of the Rover Scout Uniform the decoration may alternatively be worn on the right sleeve in the Additional Awards section.

The APR Youth Award “Outstanding Scout Award” badge may be worn on the left sleeve (centre) below any other Peak Awards. Where the award is a medal, it is only to be worn at relevant functions associated with the APR/WOSM event on the right-side of the uniform above the line of the pocket.

Where the member has received other medals, they are to be worn in one straight line in the order of precedence from centre to right shoulder above the line of the pocket. Precedence may be determined by any or all of the following: type of award (Bravery/Meritorious/Good Service/Service), date of award, organisation and event. Note; excluding the Bronze Wolf, only the highest cloth badge is worn at any one time.

Where the award is a neck award it is only to be worn at relevant functions associated with the APR/WOSM event. Only one award (including Scouts Australia Awards) is to be worn at any one time.

Membership of WOSM/APR Committees represented with the members name, their appointment and term of office on a purple cloth badge may be worn on the front of the uniform above the left pocket and below the Australian and World Membership Badges for the term of their appointment only.

Overseas Scouting Associations

Members may wear cloth awards issued by an Overseas Scouting Organisation on the left sleeve in accordance with Rule R13.10 – Refer Badge placements chart. In the case of the Rover Scout Uniform the decoration may alternatively be worn on the right sleeve in the Additional Awards section.

Peak Awards (equivalent to the Queen Scout and/or Baden-Powell Scout Awards) earned by Adults from other NSOs as a Youth member may be worn on the left sleeve (centre) below any other Peak Awards.

Where the award is a ribbon, it is to be worn on the right side of the uniform above the line of the pocket. Where the member has received other similar ribbons, they are to be worn in one straight line in the order of precedence as described in R13.9.2.2 – Refer Badge placements chart.

Where the award is a medal, it is only to be worn at relevant functions associated with that NSO on the right side of the uniform (in place of the relevant ribbon) above the line of the pocket. Where the member has received other similar medals, they are to be worn in one straight line in the order of precedence as described in R13.9.2.2 noting that Awards for Gallantry / Meritorious Conduct from Scouts Australia taking precedent (worn closest) to the centre. – Refer Badge placements chart.

Where the award is a neck award it is only to be worn at relevant functions associated with that NSO. Only one award (including Scouts Australia Awards) is to be worn at any one time

TRAINING RECOGNITION

Leaders who have completed the requisite training are entitled to wear in uniform the Gilwell Woggle consisting of a leather two-strand Turks Head, first developed by Bill Shankley (a Leader with then 8th Hobart Group) who in the early 1920s, while working at Gilwell introduced the design to supplement the leather used as part of backwoods training. Up until then slides, often made of various pieces of bone were used. The idea stuck and became common across much of WOSM.



Leaders who have gained the Wood Badge are entitled to wear in uniform the Gilwell Scarf and Woggle, and the Wood Badge on a leather thong around the neck. The Gilwell scarf is normally worn only for adult training purposes and at Gilwell reunions. The Wood Badge consists of two facsimiles of beads from a Zulu necklace which was acquired by the Founder (Lord Robert Baden Powell of Gilwell).



Under the World Wood Badge Framework, certain appointments or training outcomes permit the wearing of three or four beads. Details of their applicability rests within the Adult Training and Development Standard.

Adventurous Activity Guides will wear a rectangular cloth badge denoting their role on their Uniform.

GUIDE

PEAK AWARD BADGES (YOUTH PROGRAM)

When an Adult Member has earned either the Queen’s Scout Award and/or Baden Powell Scout Award, they may wear that peak award badge on their Uniform. For those Adults who earned their award under previous Programs (i.e., before **one program**) are permitted to wear the older style “miniature” versions of the Badge if they so choose.

Queen’s Scout Award	Baden Powell Award
	

Members who are eligible, may (also) wear the Queen’s Guide badge in the same position as the Queen’s Scout Award badge, or if entitled to both, immediately below the Queen’s Scout badge.

Similarly, Members who are eligible, may wear the Olave Baden Powell badge in the same position as the Baden-Powell Scout Award badge, or if entitled to both, immediately below the Baden-Powell Scout Award badge




Queen’s Guide Award	Olave Baden Powell Award
	



Note the Olave Baden Powell award is a metal badge

Peak award badges are to be worn in accordance with Rule R13.10 – refer Badge placements chart.


QUALIFICATION / SKILL BADGES

There are many Qualification / Skill Badges an Adult Member may earn / wear. Below are the details of those approved for the Uniform to be worn in accordance with Rule R13.10 – refer Badge placements chart.

Badge	Details / Definition
	<p>Duke of Edinburgh's International Award</p> <p>Adult members, who are eligible may wear the Gold level award only. Lower levels of the DoE International Award are not permitted for wear by Adults</p>
	<p>First Aid badge</p> <p>While an individual's qualifications remain valid, Scouts Australia's First Aid Badge may be worn by Adult Members who hold a current First Aid qualification from any approved provider to current Australian Resuscitation Council Standards.</p>
	<p>Mental Health First Aid badge</p> <p>While an individual's qualification remains valid Scouts Australia's Mental Health First Aid Badge may be worn at the bottom of the right sleeve on the uniform by Section members and leaders who comply with the following requirements:</p> <p>Venturer Scouts, Rover Scouts and Leaders:</p> <ul style="list-style-type: none"> • Need to have successfully completed a course of at least 1 day's duration (in total) by an externally certified and recognised provider. • Able to demonstrate proficiency in: <ul style="list-style-type: none"> • Identifying imminent crisis situations • Addressing immediate safety concerns • Providing referral for crisis intervention support • Caring for self • Comply with any State/Territory jurisdictional requirement • Renew successfully their proficiency with an externally certified and recognised provider every three years, or sooner if required by the provider <p>Scouts:</p> <ol style="list-style-type: none"> 1. Need to have successfully completed an age-appropriate course by an externally certified and recognised provider. The content should cover, as a minimum:

Badge	Details / Definition
	<ul style="list-style-type: none"> • Different types of mental health problems and mental health crisis situations in young people • How to recognise changes in a friends' thinking, feelings or behaviour that may indicate the presence of a mental health problem • How to offer initial mental first aid support • How to connect them with a trusted adult <ol style="list-style-type: none"> 2. Comply with any State/Territory jurisdictional requirement 3. Renew successfully their proficiency with an externally certified and recognised provider every three years, or sooner if required by the provider.
	<p>Scout Wings</p> <p>Can be worn by Adult Members who meet any one of the following qualifications:</p> <ol style="list-style-type: none"> a. Recreational Pilot Licence or higher issued by the Civil Aviation Safety Authority. b. Recreational Pilot Certificate issued by Recreational Aviation Australia. c. Glider Pilot Certificate issued by the Gliding Federation of Australia or Glider Pilot Licence issued by the Civil Aviation Safety Authority. d. Private Balloon Pilot Certificate issued by the Australian Ballooning Federation or Balloon Pilot Licence issued by the Civil Aviation Safety Authority. e. Any qualification that allows the wearing of Pilot Wings in the Australian Defence Force. <p>Qualifications to operate drones or remotely piloted vehicles (RPV) do not authorise the wearing of Scout Wings</p> <p>To continue to wear Scout Wings the Adult Member must retain valid current qualifications.</p>
	<p>Language Emblem badge</p> <p>This can be worn by Adult Members competent in the speaking the language shown on the Badge. Available in multiple languages</p>

Badge	Details / Definition
	<p>“I can sign” Badge</p> <p>This can be worn by Adult Members competent in signing AUSLAN.</p>
	<p>International Ambassador Badge</p> <p>When a Member travels overseas as part of a national contingent or Branch friendship tour, they shall deliver a report or presentation of their experience to other members of their Scouting Formation or local community in order to earn this award. Once earned, this badge can continue to be worn.</p>
	<p>Scouts of the World Award – Supporters Badge</p> <p>The Scouts of the World Award challenges young people, Scouts and non-Scouts, to think about global issues and act upon them in their local community. It is service focussed on addressing the issue or problem that is related to the Sustainable Development Goals</p> <p>.</p> <p>The Supporters Badge exists to recognise the role and support an Adult provides in enabling youth program members to earn their Award.</p>
	<p>Dialogue for Peace – Facilitators Badge</p> <p>The Dialogue for Peace programme invites Scouts to discover how they can incorporate dialogue into their everyday lives. Scouts learn about the principles of dialogue, participate in activities that develop dialogue skills (do) and review their learning through a report (receive).</p> <p>The Facilitators Badge exists to recognise the role and support an Adult provides in enabling youth program members to earn this Badge.</p>
	<p>Amateur Radio Operators Badge</p> <p>Adult Members who have a current Amateur Radio Operator’s licence may wear this badge.</p>

Badge	Details / Definition
	<p>Anchor Badge</p> <p>Adult Members who have qualified in Activities (not limited to water activities) and where required maintained currency may wear the Anchor Badge.</p>

Lifesaving Badges and Medals

The cloth badges issued by the Surf Life Saving Association and/or the Royal Life Saving Society may be worn on the right sleeve of the Uniform - Refer Badge placements chart.

The Life Saving Medal is only to be worn at relevant functions associated with Life Saving on the right-hand side of the uniform above the line of the pocket. Where the member has received other medals, they are to be worn in one straight line in the order of receipt other than Awards for Gallantry/Meritorious Conduct which will be worn closer to the centre of the shirt with Awards for Gallantry/Meritorious Conduct from Scouts Australia taking precedent (worn closest) to the centre of the shirt.

NAME TAPES, DISTRICT AND REGION BADGES

This is space made available to wear the badges and tapes that identify Scouting connections and locations. Some adult members are involved in more than one formation and may have multiple tapes they could wear. Generally, 3-4 Tapes is the preferred limit.



There is also space made available for both a district and a region badge. Not all Branches have both Districts and Regions, so there may only be one badge in this position. Some Branches have a State/Branch Badge that is worn in this location by Branch Appointments

SCOUT FELLOWSHIP

Membership of a Scout Fellowship entitles the member, according to Branch practice, to wear a badge with a Scouts Australia logo emblem on a teal background with the words Fellowship:



This badge is worn on the right sleeve just below District/Region Badges

SPECIAL EVENT BADGES

No special event badge may be worn on the Scout Uniform unless it has been approved by the National or Branch Chief Commissioner and is to be no larger than 75mm wide and 75mm high. Anything larger may only be used as a blanket badge.

Only one special event badge may be worn on the Uniform at any one time.

Special Event badges may be worn on the uniform for the time specified by the approving Chief Commissioner (Branch or National)



AUSTRALIAN FLAG BADGE



All members of Scouts Australia wear the Australian Flag badge on their uniform and are presented with one on their initial investiture into the Scout Movement.

WORLD SCOUT EMBLEM BADGE

All members of the World Scout Movement (which includes invested members of Scouts Australia) wear the World Scout Emblem badge.



NAME BARS

It is common for all Adult Members to wear a name bar on the flap of the pocket that displays their name, role and Formation. Below is an example, however, design may vary Branch to Branch.




MESSENGERS OF PEACE RING BADGE

Not shown on the diagram, this WOSM badge is part of the Better World Framework and is awarded when an Adult completes a Messengers of Peace project. It is a ring-shaped badge that fits around the World Scout Emblem Badge.









Note:

1. completion of a Messenger of Peace Project as a Youth member does not rollover to wearing the badge as an Adult – a separate Project must be completed.
2. Once earned, a Member should recognise their continual duties include being a Messenger of Peace, and therefore be ensuring they contribute to the community through engagement in projects on a regular basis, and at least once a year.

Badge	Details / Definition	Uniform location
	<p>Messengers of Peace (ring badge)</p> <p>The Messengers of Peace programme aims to highlight Scouts' community service and encourage Scouts to share their actions with others to help build a global network of service.</p> <p>In Scouts Australia, we encourage this as a Plan>Do>Review> a project that includes the following elements:</p> <p>Inspire: Explore and research about local problems, people in action and good practices.</p> <p>Learn and decide: Identify motivation and talents. Choose a field of action. Select useful knowledge, skills and ideas to apply.</p> <p>Do: Plan actions, execute, monitor, evaluate and report.</p> <p>Share: Share achievements, experiences, outcomes and lessons learnt.</p>	<p>This badge is worn on the front of the Uniform, above the pocket on the left-hand side and replaces the World Scout Membership Badge.</p>

ADULT MEMBER DESIGNATION

Subject to Branch Chief Commissioner approval, Adult Members and Rover Scouts (who also hold an appointment as an adult leader) may wear shoulder badges to designate their Section or Formation to which they have been appointed:

Description	Badge
Joey Scout Leaders - A badge with a Scouts Australia logo emblem on a tan background with the words Joey Scout on the outer edge.	
Cub Scout Leader - A badge with a Scouts Australia logo emblem on a yellow background with the words Cub Scout on the outer edge.	
Scout Leader - A badge with a Scouts Australia logo emblem on a green background with the words Scout on the outer edge.	
Venturer Scout Leader - A badge with a Scouts Australia logo emblem on a maroon background with the words Venturer Scout on the outer edge.	
Rover Adviser - A badge with a Scouts Australia logo emblem on a red background with the words Rover Scout on the outer edge.	
Leaders at Group level - A badge with a Scouts Australia logo emblem on a white background with the word Group on the outer edge.	
Leaders providing technical support at any level (other than a Group Leader / Assistant Group Leader) - A badge with a Scouts Australia logo-emblem on a light blue background (no words). This includes District Leaders / Advisers, Region Leaders/Advisers and, Branch Leaders/Advisers.	
Commissioners at any level - A badge with a Scouts Australia logo-emblem on a light purple background	

Only one shoulder badge on each shoulder may be worn at one time.

Note: A Chaplain in uniform wears an appropriate badge on the right sleeve.

BADGES OF SPONSORING AUTHORITIES

The badge of a Sponsoring Authority may be worn on the right sleeve of the Uniform. subject to:

- a) size not exceeding Branding guidelines for District/Region Badges, and
- b) design having been approved by the Branch Chief Commissioner.

BADGE PLACEMENT

Badge placement is a common discussion point, and it can be very easy to be confused as to where to place the various badges. This Section of the guide outlines the badge placement, including diagrams, images and explanations.

The Adult Uniform is laid out into three themed panels which are similar to Tier 1 of the one (Youth) program *symbolic framework*.

This is:

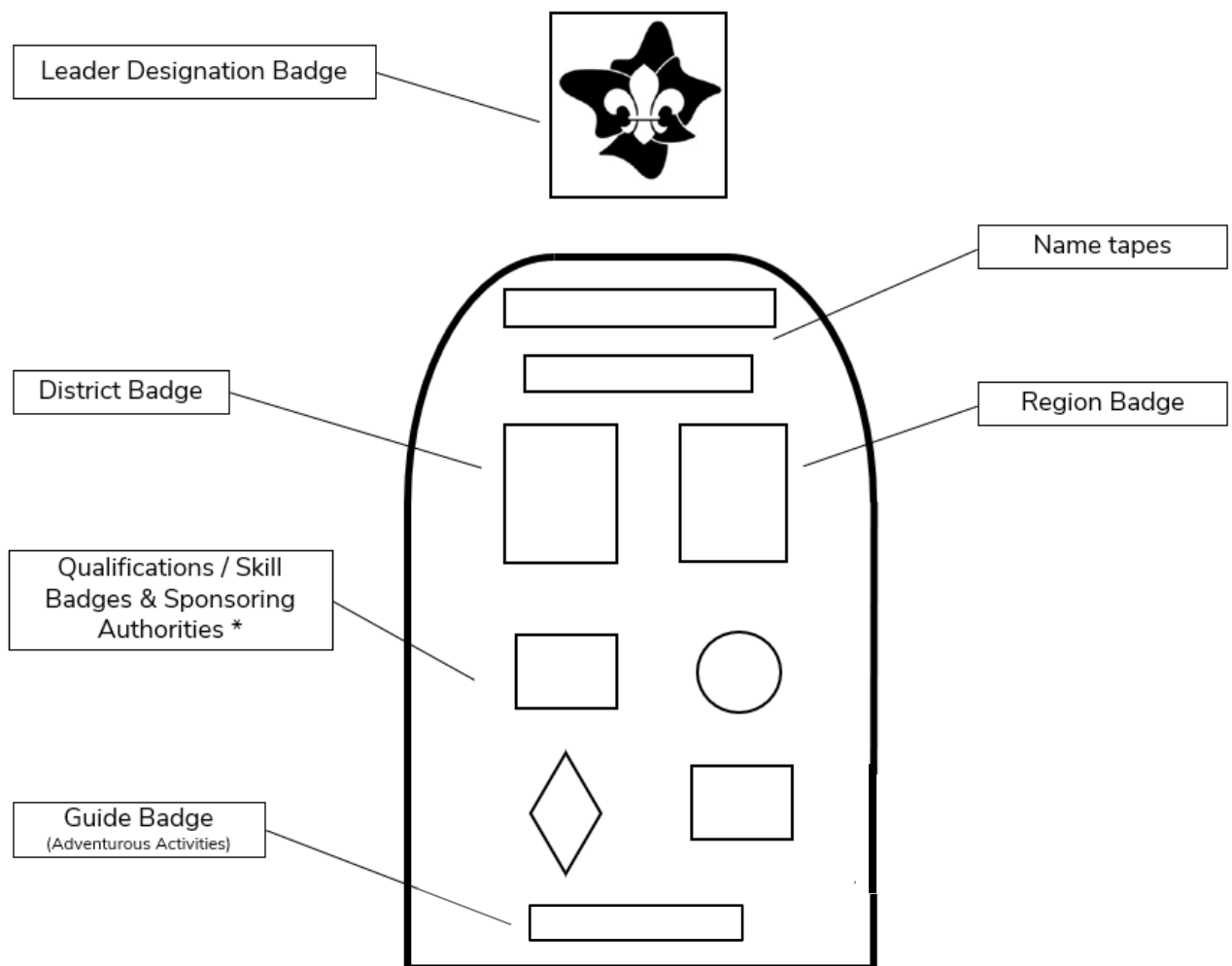
- **Right Sleeve – My Identity**
This panel recognises where a member does most of their Scouting, and the additional special awards / qualifications attained.
- **Left Sleeve – My Journey**
This panel celebrates a recognition of a member's time in Scouting.
- **Front Panels and Scarf – My Involvement**
These parts of the uniform recognise active involvement in the movement including external awards to Scouting.

An explanation on what each of these includes follows the uniform layout diagram.

The following page contains the nationally approved badge placement diagram for adult members.

Note Branch variations, as permitted have not been included – refer to the relevant Branch Office in need.

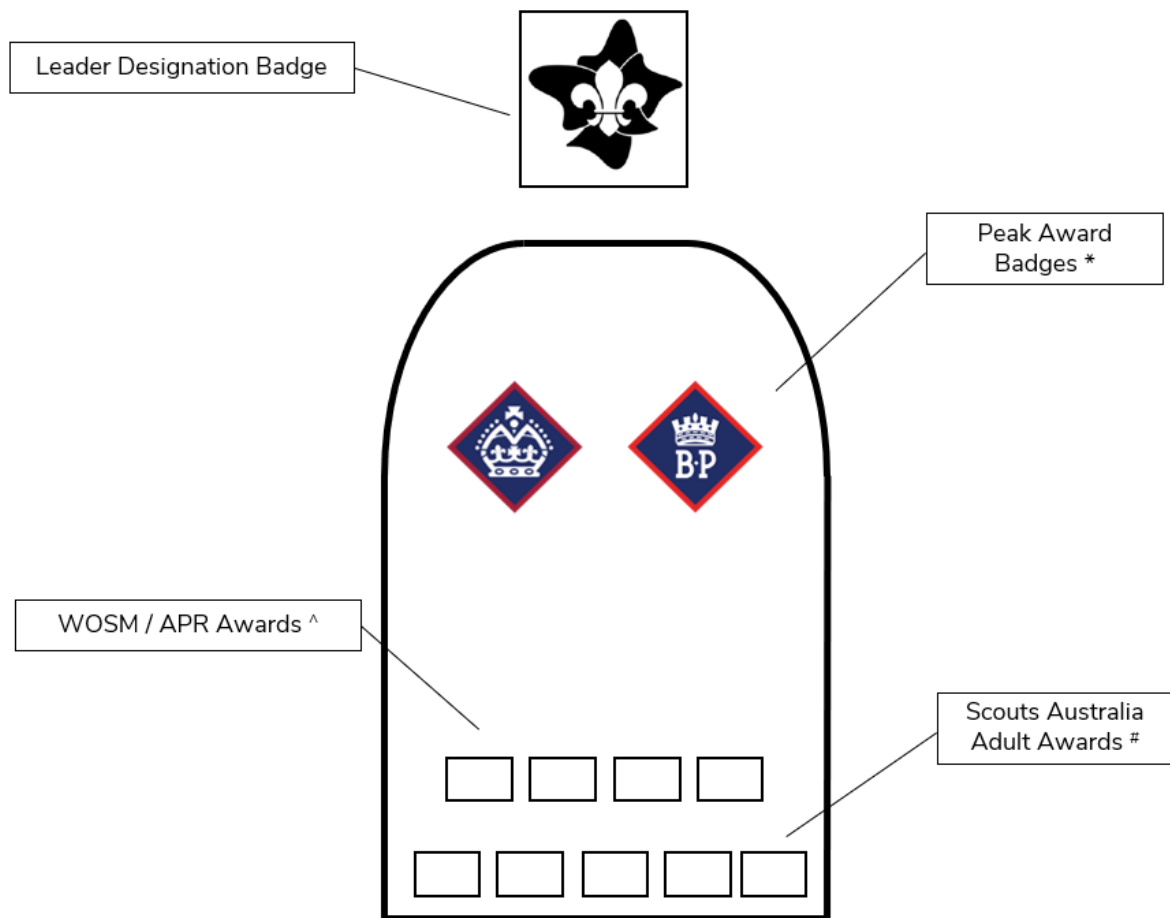
RIGHT SLEEVE – MY IDENTITY



Note (*), includes:

- Duke of Edinburgh Gold Award
- First Aid Badge
- Mental Health First Aid Badge
- Language Badge (note: the “I can sign” badge goes on the front pocket of the Uniform)
- International Ambassador Badge
- Scouts of the World Award (blue supporters badge only)
- Dialogue for Peace Badge (blue facilitators badge only)
- Amateur Radio Operators Badge
- Anchor Badge
- Surf Life Saving Association or the Royal Life Saving Society Badges
- Sponsoring Authority Badge (as approved by the Branch chief Commissioner)
- Scout Fellowship Badge

LEFT SLEEVE - MY JOURNEY



a) Note (*) includes in addition to Scouts Australia Queens Scout and Baden Powell Award:

- Queen's Guide
- Olave Baden Powell Award
- Peak Scout Youth Awards from other NSOs (e.g., Eagle Scout)
- Outstanding Scout Award – APR

b) Note (^) includes in order of precedence (i.e., left to right):

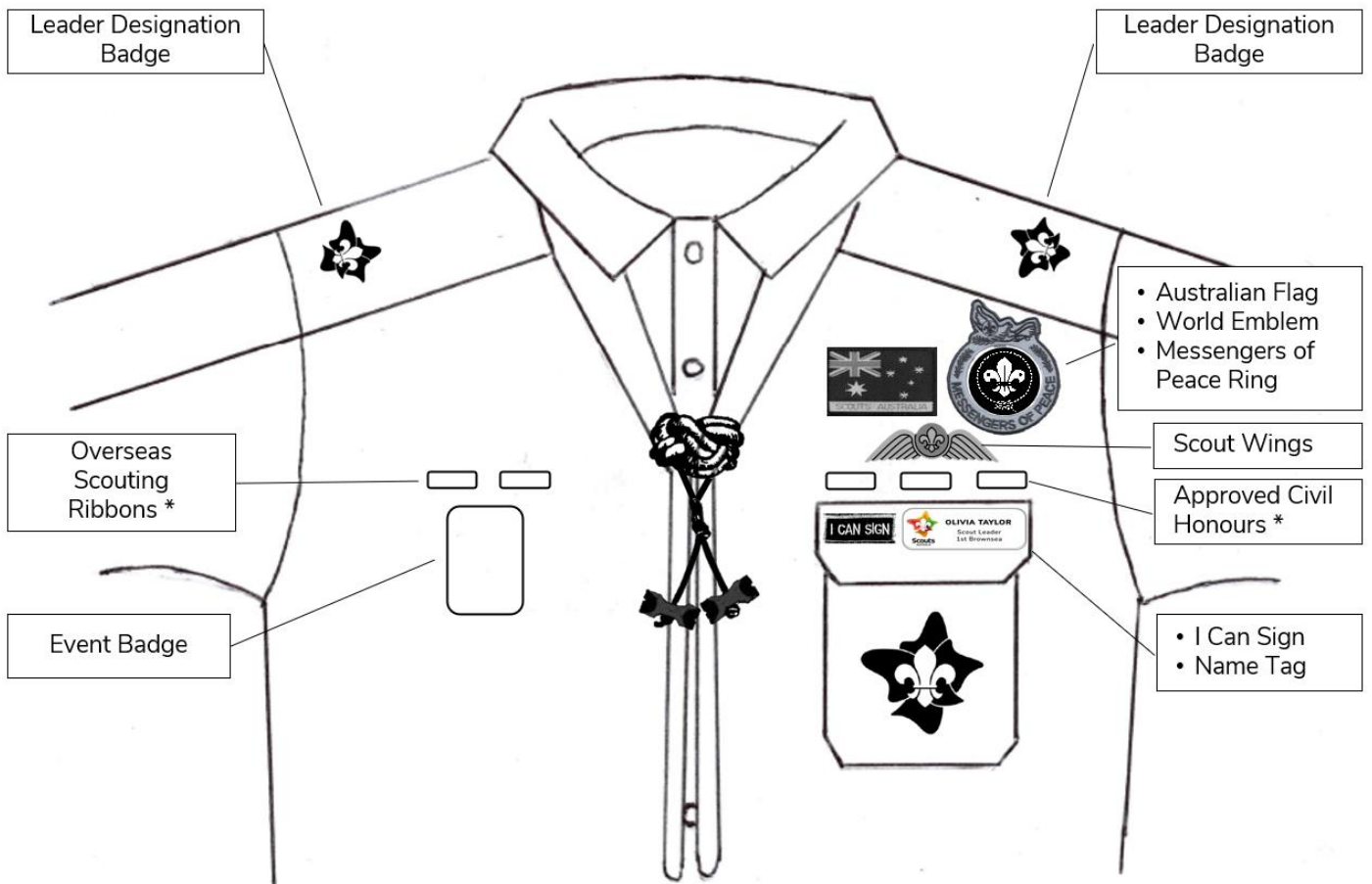
- Award for Gallantry
- Award for Meritorious Conduct
- Bronze Wolf Award (WOSM)
- APR Service Awards (highest Award only)

c) Note (#) includes in order of precedence (i.e., left to right):

- Award for Gallantry
- Award for Meritorious Conduct
- Adult Recognition Award (highest Award only)
- Rover Service Award
- Service Decoration (most recent years of service only)
- Branch Recognition Award (if implemented by respective Branch)

For Notes (b) and (c) above - in the case of the Rover Scout Uniform these decorations may alternatively be worn on the right sleeve in the Additional Awards section.

FRONT PANELS AND SCARF - MY INVOLVEMENT



Note (*) – When wearing a medal equivalent the “ribbon” is to be removed

Scout Adult Recognition Awards are worn around the neck on formal occasions resting on top of the scarf and under the Wood Badge.

Medals for Gallantry/Meritorious Conduct are worn on the right side of the shirt in order of precedence with the highest award closer to the centre.

VARIATIONS

BRANCHES

Each Branch may have slightly different requirements for their members regarding both the 'standard' and 'formal' Uniforms a member may wear. This advice might be consistent across all activities and events, or it may differ between events. Either way, check with the relevant Branch Office for further details and information.

SCOUT SHOWS

Gang Shows or Showtimes, or another kind of Scout show, may often determine a separate set of Uniform guidelines. The Director of the show will set this standard. A particular colour of below the waist garments will probably be set, along with the show's scarf/neckerchief so that when on stage all cast members will look consistent and professional.

SCOUTS AUSTRALIA NATIONAL UNIFORM

When Adult Members wear their Uniform as a representative of the National Team (National Rover Council, as a National Commissioner, etc), the preferences for Uniform are:

- Beige/stone pants and black / dark brown shoes
- Conformance to the standard badge placement (as this Guide explains) is a must, with the following specifications:
 - National appointments do not wear Leader Designation badges on the shoulders
 - Apart from the National Team tape, there is no National Badge worn on the right sleeve
- A Scouts Australia **National scarf** (white, with the blue/green gumtree edging and the Scouts Australia logo at its peak) is also worn, and is usually presented upon investiture into role.



- As all members of National are (also) members of their home Branch there will be times when wearing the Uniform of the Branch is more appropriate. This will be a judgment call for the Member. Some Members choose to have two (or more) appropriately badged Uniforms.

INTERNATIONAL

When travelling internationally in Scouting, there may be some specific Uniform requests that need to be adhered to.

Firstly, representing Scouts Australia internationally is an honour and a privilege. Therefore, it is expected Uniforms will be well kept, neat and presentable, especially on formal occasions. Generally speaking, Adult Members wear the Scouts Australia International scarf – presently, this is yellow and green with a kangaroo and the words Australia embroidered at its peak.



Commonly, the expectation will be beige/stone pants and black polished shoes, especially for official delegations to conferences, but be sure to check the contingent information, or with the contingent team in the event this may be different.

UNIFORM PURCHASING

Members may find buying a uniform varies from Branch to Branch.

Across Australia, Uniforms may be purchased online from The Scout Shop:

scoutshop.com.au

In New South Wales, Northern Territory, Queensland, South Australia and Tasmania there are local Scout Shops and Scout Outdoor Centres too. In Victoria, you can also purchase a uniform from the Snowgum Factory Outlet.