



# GRIMCO®

## SIGN & TRAFFIC PRODUCTS



**Signs By Sam**

106 ELIZABETH WAY, ELLWOOD CITY, PA  
724.752.3711 • WWW.SIGNSBYSAM.COM

Grimco® Carries A Full Line Of Traffic Products Including:

**3M** Reflective Sheeting, Posts, Brackets, Complete Traffic Control Signs, Blanks & More

*Signs by Sam is an authorized Grimco reseller and distributor*

# SIGNS



- Thousands Of Signs In Inventory For Immediate Shipment



- Quick Turn-A-Round On Custom Signs

- Finest Quality & Service In The Industry



- All Reflective Signs Made With **3M** Reflective Sheeting

- Signs Available In .040, .063, .080, .100 & .125 Aluminum Thicknesses



## CUSTOM LEGEND SIGNS

- .080 aluminum
- Standard federal radius corners
- 3/8" mounting holes
- 3105-H18

Standard letterfont used unless specified otherwise

Background color options: White, Red, Blue, Black, Green, Orange, Yellow & Brown

Font color options: White, Red, Blue, Black, Green, Orange, Yellow & Brown

Border to edge

When ordering please specify quantity, font and background colors, vertical or horizontal mount and exact legend. Sizes W x H

### Engineer Grade Prismatic - Type 1 reflective sheeting

Orange EG Signs are made with  
3M CW84 Beaded Sheeting

#### VERTICAL

Part#	Size
RA1218CUSTOM1C	12" x 18"
RA1824CUSTOM1C	18" x 24"
RA2430CUSTOM1C	24" x 30"
RA3036CUSTOM1C	30" x 36"

#### HORIZONTAL

Part#	Size
RA126CUSTOM1C	12" x 6"
RA1812CUSTOM1C	18" x 12"
RA2418CUSTOM1C	24" x 18"
RA3024CUSTOM1C	30" x 24"

#### SQUARE

Part#	Size
RA125QCUSTOM1C	12" x 12"
RA185QCUSTOM1C	18" x 18"
RA245QCUSTOM1C	24" x 24"
RA305QCUSTOM1C	30" x 30"
RA365QCUSTOM1C	36" x 36"

#### DIAMOND

Part#	Size
RA24DIACUSTOM1C	24" x 24"
RA30DIACUSTOM1C	30" x 30"
RA36DIACUSTOM1C	36" x 36"

### High-Intensity Prismatic - Type 3 reflective sheeting

#### VERTICAL

Part#	Size
HIA1218CUSTOM1C	12" x 18"
HIA1824CUSTOM1C	18" x 24"
HIA2430CUSTOM1C	24" x 30"
HIA3036CUSTOM1C	30" x 36"

#### HORIZONTAL

Part#	Size
HIA126CUSTOM1C	12" x 6"
HIA1812CUSTOM1C	18" x 12"
HIA2418CUSTOM1C	24" x 18"
HIA3024CUSTOM1C	30" x 24"

#### SQUARE

Part#	Size
HIA125QCUSTOM1C	12" x 12"
HIA185QCUSTOM1C	18" x 18"
HIA245QCUSTOM1C	24" x 24"
HIA305QCUSTOM1C	30" x 30"
HIA365QCUSTOM1C	36" x 36"

#### DIAMOND

Part#	Size
HIA24DIACUSTOM1C	24" x 24"
HIA30DIACUSTOM1C	30" x 30"
HIA36DIACUSTOM1C	36" x 36"
HIA48DIACUSTOM1C	48" x 48"

### Diamond Grade (DG3) - Type XI reflective sheeting

Fluorescent Orange DG signs are made  
with 3M 3924 Diamond Grade Sheeting

#### VERTICAL

Part#	Size
DG1218CUSTOM1C	12" x 18"
DG1824CUSTOM1C	18" x 24"
DG2430CUSTOM1C	24" x 30"
DG3036CUSTOM1C	30" x 36"

#### HORIZONTAL

Part#	Size
DG126CUSTOM1C	12" x 6"
DG1812CUSTOM1C	18" x 12"
DG2418CUSTOM1C	24" x 18"
DG3024CUSTOM1C	30" x 24"

#### SQUARE

Part#	Size
DG125QCUSTOM1C	12" x 12"
DG185QCUSTOM1C	18" x 18"
DG245QCUSTOM1C	24" x 24"
DG305QCUSTOM1C	30" x 30"
DG365QCUSTOM1C	36" x 36"

#### DIAMOND

Part#	Size
DG24DIACUSTOM1C	24" x 24"
DG30DIACUSTOM1C	30" x 30"
DG36DIACUSTOM1C	36" x 36"
DG48DIACUSTOM1C	48" x 48"

## ADD-A-LEGEND SIGNS

- .080 Aluminum
- Standard federal radius corners
- 3/8" mounting holes
- 3105-H18
- Type I reflective sheeting



12" x 18"  
G-14RA5



12" x 18"  
G-15RA5



12" x 18"  
CW-18RA5



12" x 18"  
G-16RA5



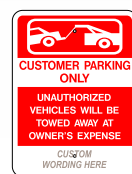
12" x 18"  
G-17RA5



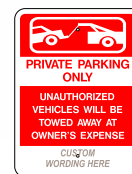
12" x 18"  
R7-100SRA5B



18" x 24"  
CW-14RA9



18" x 24"  
CW-16RA9



18" x 24"  
CW-17RA9

**\$50 FINE**   **\$100 FINE**   **\$100 FINE**   **\$150 FINE**   **\$200 FINE**   **\$200 FINE**   **\$250 FINE**   **\$250 FINE**   **\$350 FINE**

12" x 6"   12" x 6"   12" x 6"   12" x 6"   12" x 6"   12" x 6"   12" x 6"   12" x 6"   12" x 6"  
 G-11(R)3   G-13(C)R3   G-13D(R)3   G-13G(R)3   G-13E(R)3   G-13F(R)3   G-13H(R)3   G-13I(R)3   G-13J(R)3

**\$500 FINE**   **VAN ACCESSIBLE**   **VAN ACCESSIBLE**   **VIOLATORS WILL BE TOWED**   **→**   **→**   **→**   **PERMIT REQUIRED**

12" x 6"   12" x 6"   12" x 6"   12" x 6"   12" x 6"   12" x 6"   12" x 6"   12" x 6"  
 G-13K(R)3   G-68B(R)3   G-68(R)3   G-74(R)3   G-62A(R)3   G-62B(R)3   G-62E(R)3   G-73(R)3



12" x 18"   12" x 18"   12" x 18"   12" x 18"  
 G-40(R)5   G-42(R)5   G-65R(R)5   G-65L(R)5



12" x 18"   12" x 18"   12" x 18"   12" x 18"  
 G-65N(R)5   G-64(R)5   G-53(R)5   G-55(R)5



12" x 18"   12" x 18"   12" x 18"   12" x 18"  
 R7-8(R)5   R7-8N(R)5   R7-8B(R)5   R7-8VA(R)5

Space for arrows



**Alabama**  
 12" x 18"  
 AL1218(R)5



**Arkansas**  
 12" x 18"  
 AR1218(R)5



**Arizona**  
 12" x 18"  
 AZ1218(R)5



**Arizona**  
 12" x 24"  
 AZ1224(R)



**California**  
 24" x 24"  
 CA2424(R)



**California**  
 12" x 24"  
 CA1224(R)



**California**  
 12" x 24"  
 CA1224V(R)



**Connecticut**  
 12" x 24"  
 CT1224N(R)



**Connecticut**  
 12" x 24"  
 CT1224(R)



**Florida**  
 12" x 18"  
 G-61(R)5



**S. Florida**  
 12" x 18"  
 G-61MD(R)5



**Georgia**  
 12" x 18"  
 GA1218(R)



**Hawaii**  
 12" x 18"  
 HA1218(R)5



**Hawaii**  
 12" x 18"  
 HA1218B(R)5



**Massachusetts**  
 12" x 18"  
 MA1218(R)5



**Minnesota**  
 12" x 18"  
 MN1218(R)5



**Missouri**  
 12" x 18"  
 G-300(R)5



**Missouri**  
 12" x 6"  
 G-301(R)3



**Missouri**  
 12" x 6"  
 G-301A(R)3



**Nevada**  
 12" x 18"  
 NV1218(R)5



**New Jersey**  
 10" x 12"  
 R-1012(R)



**N. Carolina**  
 12" x 26"  
 R7-8E(R)



**N. Carolina**  
 12" x 26"  
 R7-8EN(R)



**N. Carolina**  
 12" x 9"  
 G-86(R)3



**N. Carolina**  
 12" x 9"  
 R7-8D(R)



**N. Dakota**  
 12" x 18"  
 ND1218(R)5



**Oregon**  
 12" x 18"  
 OR1218(R)5



**Pennsylvania**  
 12" x 18"  
 PA1218(R)5



**Tennessee**  
 12" x 18"  
 TN1218(R)



**Texas**  
 12" x 24"  
 TX1224N(R)



**Virginia**  
 12" x 18"  
 VA1218(R)



**Washington**  
 12" x 18"  
 WA1218(R)5



**Wisconsin**  
 12" x 18"  
 WI1218(R)5



**Wyoming**  
 18" x 24"  
 WY1824(R)9



12" x 12" D9-6(R)4  
 18" x 18" D9-6(R)8



Part# 566   Size 6" x 6"

- Place these 6" x 6" pressure sensitive decals on any smooth clean surface.
- Great for making accessible entrances to buildings.
- Made of high performance outdoor grade vinyl.

**REPLACE (R) WITH:**  
**RA** - Engineer Grade Prismatic  
**HIA** - High Intensity Prismatic  
**DG** - Diamond Grade Prismatic



18" x 18" R1-1(R)8  
24" x 24" R1-1(R)16  
30" x 30" R1-1(R)22  
36" x 36" R1-1(R)29



24" x 24" x 24" R1-2(R)16  
30" x 30" x 30" R1-2(R)22  
36" x 36" x 36" R1-2(R)27



18" x 18" R5-1(R)8  
24" x 24" R5-1(R)16  
30" x 30" R5-1(R)22



12" x 6" R1-3A(R)3



12" x 6" R1-3B(R)3



12" x 6" R1-3C(R)3



18" x 6" R1-4(R)6



30" x 18" R-10(R)20



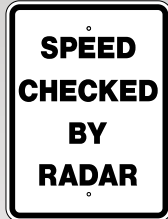
30" x 18" R5-9(R)15  
36" x 24" R5-9(R)26



24" x 30" R2-5C(R)17



24" x 30" R2-5A(R)17



24" x 30" R2-5E(R)17



12" x 18" R2-1(R)5\*  
18" x 24" R2-1(R)9\*  
24" x 30" R2-1(R)17\*

\* Specify MPH in increments of 5, from 5-55



24" x 24" R2-2(R)16  
30" x 30" R2-2(R)27



24" x 18" R10-19(R)15  
36" x 30" R10-19(R)29



24" x 24" R3-15(R)16  
30" x 30" R3-15(R)22



24" x 24" R3-25(R)16  
30" x 30" R3-25(R)22



24" x 24" R3-45(R)16  
30" x 30" R3-45(R)22



12" x 12" R8-35(R)4  
30" x 30" R8-35(R)22



24" x 24" R5-25(R)16  
30" x 30" R5-25(R)22



24" x 24" R3-18(R)16  
30" x 30" R3-18(R)22



24" x 24" R5-1A(R)16



24" x 24" R5-2A(R)16



24" x 24" R11-5(R)16



24" x 24" R5-5B(R)16  
36" x 36" R5-5B(R)27



24" x 24" R5-3(R)16



24" x 18" R4-7P(R)15



24" x 18" R5-2P(R)15



24" x 18" R3-1P(R)15



24" x 18" R3-2P(R)15



24" x 18" R14-2(R)15



18" x 24" R14-3(R)9



24" x 18" R3-4P(R)15



18" x 24" R3-4A(R)9



30" x 30" R1-5L(R)22



30" x 30" R1-5R(R)22



18" x 24" R1-5AL(R)9



18" x 24" R1-5AR(R)9



9" x 12" R10-3B(R)38



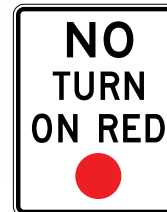
9" x 12" R10-3C(R)38



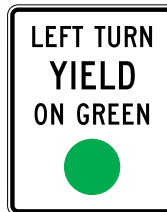
9" x 12" R10-3D(R)38



9" x 15" R10-3E(R)39



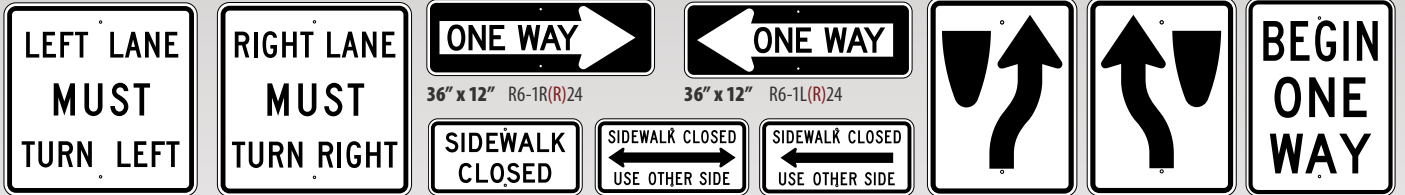
18" x 24" R10-11(R)9  
24" x 30" R10-11(R)17



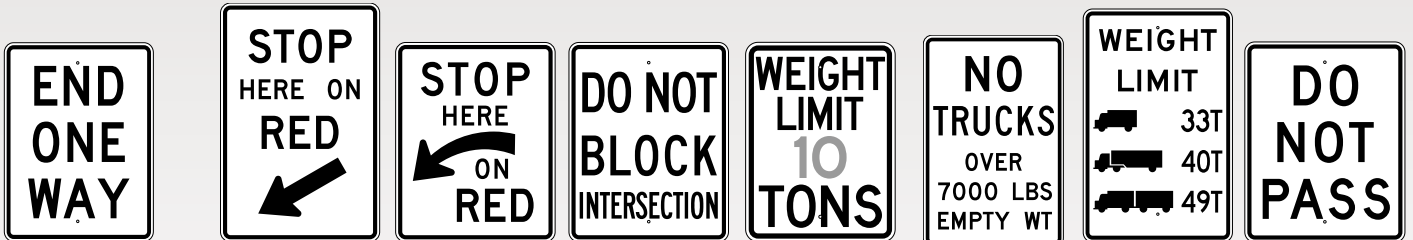
18" x 24" R10-12(R)9  
24" x 30" R10-12(R)17



18" x 24" R4-7A(R)9    18" x 24" R4-8A(R)9    18" x 24" R6-2R(R)9    18" x 24" R6-2L(R)9    18" x 24" R-63(R)9    18" x 24" R5-805(R)9    18" x 24" R5-804(R)9    18" x 24" R-95(R)9    18" x 24" R-94(R)9    18" x 24" R3-1A(R)9    18" x 24" R3-2A(R)9




30" x 30" R3-7L(R)22    30" x 30" R3-7R(R)22    36" x 12" R6-1R(R)24    36" x 12" R6-1L(R)24    24" x 12" R9-9(R)13    24" x 12" R9-10(R)13    24" x 12" R9-11A(R)13    24" x 30" R4-7S(R)17    24" x 30" R4-8S(R)17    24" x 30" R6-6(R)17



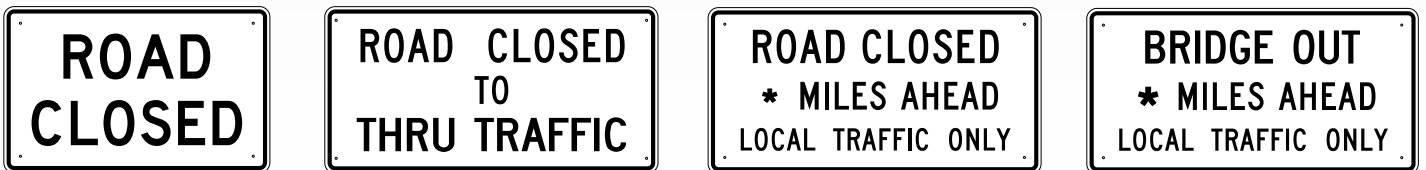
24" x 30" R6-7(R)17    24" x 36" R10-6(R)18    24" x 30" R10-6A(R)17    24" x 30" R10-7(R)17    18" x 24" R12-1(R)9    24" x 30" R12-1(R)17    18" x 24" R15-2(R)16    24" x 36" R12-5(R)23    24" x 30" R4-1(R)17

Specify weight limits

Specify weight limits



30" x 36" R3-5A(R)23    30" x 36" R3-5R(R)23    30" x 36" R3-5L(R)23    24" x 36" R3-9B(R)18    30" x 30" R3-8(R)22    48" x 30" R11-2B(R)31



48" x 30" R11-2(R)31    60" x 30" R11-4(R)34    Must ship motor freight    60" x 30" R11-3(R)34    Must ship motor freight \*Specify miles    60" x 30" R11-3B(R)34    Must ship motor freight \*Specify miles



12" x 18" R-70(R)5 12" x 18" R-45R(R)5 12" x 18" R-45L(R)5 12" x 18" R-46(R)5 12" x 18" R-18(R)5 12" x 18" R7-1R(R)5 12" x 18" R7-1L(R)5 12" x 18" R7-1(R)5 12" x 18" R-42(R)5 12" x 18" R-42R(R)5 12" x 18" R-42L(R)5 12" x 18" R-43(R)5 12" x 18" R-83(R)5



12" x 18" R-40(R)5 12" x 18" R-86(R)5 12" x 18" R-84(R)5 12" x 18" R7-6(R)5 12" x 18" R-77(R)5 12" x 18" R-80(R)5 12" x 18" R-201(R)5 12" x 18" R-76(R)5 12" x 18" R-114(R)5 12" x 18" R-53(R)5 12" x 18" R-54R(R)5 12" x 18" R-54(R)5 12" x 18" R-54L(R)5



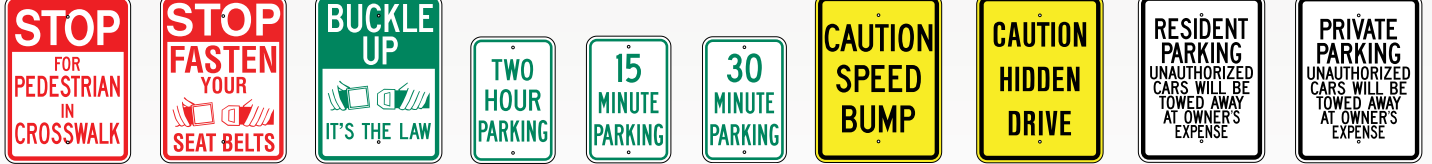
12" x 18" R-49(R)5 12" x 18" R7-4(R)5 12" x 18" R-79(R)5 12" x 18" R-78(R)5 12" x 18" R-55(R)5 12" x 18" R-71(R)5 12" x 18" R-34(R)5 12" x 18" R-72(R)5 12" x 18" R-96(R)5 12" x 18" R-200(R)5 12" x 18" R-400(R)5 12" x 18" R-89(R)5 12" x 18" R-98(R)5



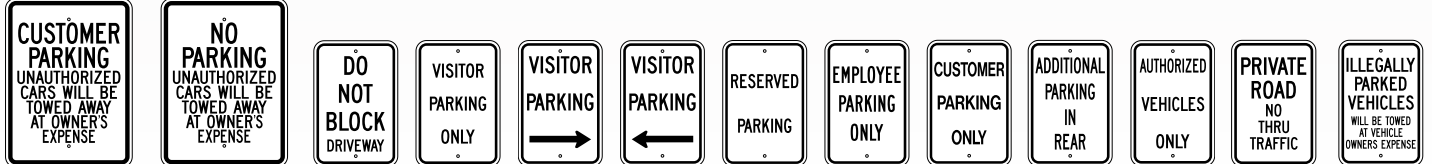
12" x 18" R-110(R)5 12" x 18" R-88(R)5 12" x 18" R-90(R)5 12" x 18" R-91(R)5 12" x 18" R-92(R)5 12" x 18" R-107(R)5 12" x 18" R-97(R)5 12" x 18" S2-14(R)5 12" x 18" R-111(R)5 12" x 6" G-62C(R)3 12" x 6" G-62D(R)3 12" x 18" R7-100S(R)5 12" x 18" R7-101(R)5



18" x 24" R-53(R)9 18" x 24" R-18(R)9 12" x 18" R-401(R)5 12" x 18" R-100(R)5 12" x 18" R-101(R)5 12" x 18" R-102(R)5 12" x 18" R-103(R)5 12" x 18" R-104(R)5 18" x 12" G-205(R)5 18" x 12" G-206(R)5 18" x 24" R8-3(R)9



18" x 24" G-10(R)9 18" x 24" G-50(R)9 18" x 24" G-51(R)9 12" x 18" R-68B(R)5 12" x 18" R-69C(R)5 12" x 18" R-69D(R)5 18" x 24" G-52(R)9 18" x 24" G-118(R)9 18" x 24" G-88(R)9 18" x 24" G-44(R)9



18" x 24" G-45(R)9 18" x 24" G-99(R)9 12" x 18" G-21(R)5 12" x 18" G-27(R)5 12" x 18" G-28R(R)5 12" x 18" G-28L(R)5 12" x 18" G-29(R)5 12" x 18" G-22(R)5 12" x 18" G-78(R)5 12" x 18" R7-3(R)5 12" x 18" G-20(R)5 12" x 18" G-115(R)5 12" x 18" G-116(R)5



12" x 18" G-49(R)5 12" x 18" G-80(R)5 12" x 18" G-81(R)5 12" x 18" R-115(R)5 12" x 18" R-105(R)5 12" x 18" G-83(R)5 12" x 18" G-84(R)5 12" x 18" G-85(R)5 12" x 18" G-86(R)5 12" x 18" G-89(R)5 12" x 18" G-90(R)5 12" x 18" G-75(R)5 12" x 18" R7-202(R)5



18" x 12"  
G-47(R)5



18" x 12"  
G-92(R)5



18" x 12"  
G-93(R)5



18" x 12"  
G-94(R)5



18" x 12"  
G-37(R)5



18" x 12"  
G-56(R)5



18" x 12"  
G-76(R)5



18" x 12"  
G-70(R)5



18" x 12"  
G-48(R)5



18" x 12"  
G-209(R)5



18" x 12"  
G-34(R)5



18" x 12"  
G-35R(R)5



18" x 12"  
G-35L(R)5



18" x 12"  
G-36(R)5



18" x 12"  
G-31(R)5



18" x 12"  
G-32R(R)5



18" x 12"  
G-32L(R)5



18" x 12"  
G-33(R)5



18" x 12"  
G-30(R)5



18" x 18"  
G-110(R)8




18" x 18"  
G-113R(R)8




18" x 18"  
G-113L(R)8



18" x 18"  
G-111(R)8



18" x 18"  
G-112R(R)8



18" x 18"  
G-112L(R)8

GUIDE SIGNS

\*Federal version shown, individual state symbols also available



24" x 24" M1-1(R)16  
36" x 36" M1-1(R)27



24" x 24" M1-2(R)16  
36" x 36" M1-2(R)27



24" x 24" M1-3(R)16  
36" x 36" M1-3(R)27



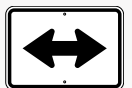
24" x 24" M1-4(R)16  
36" x 36" M1-4(R)27



24" x 24" M1-5(R)16  
36" x 36" M1-5(R)27




18" x 18" M1-6(R)8  
24" x 24" M1-6(R)16  
36" x 36" M1-6(R)27



21" x 15"  
M6-4(R)13



21" x 15"  
M6-4(R)13BU



21" x 15"  
M6-1(R)10



21" x 15"  
M6-1(R)10BU



21" x 15"  
M6-3(R)10



21" x 15"  
M6-3(R)10BU



21" x 15"  
M5-1(R)10



21" x 15"  
M5-1(R)10BU



21" x 15"  
M2-1(R)10



21" x 15"  
M2-1(R)10BU



24" x 12"  
M4-5(R)13



24" x 12"  
M4-5(R)13BU



24" x 12"  
M4-4(R)13



24" x 12"  
M4-6(R)13



24" x 12"  
M4-6(R)13BU



24" x 12"  
M3-2(R)13



24" x 12"  
M3-2(R)13BU



24" x 12"  
M3-3(R)13



24" x 12"  
M3-3(R)13BU



24" x 12"  
M3-4(R)13



24" x 12"  
M3-4(R)13BU



24" x 12"  
M3-1(R)13



24" x 12"  
M3-1(R)13BU



**DRUG FREE GUN FREE SCHOOL ZONE**  
VIOLATORS WILL FACE SEVERE FEDERAL STATE AND LOCAL CRIMINAL PENALTIES  
24" x 30" S2-8(R)17

**DRUG FREE GUN FREE SCHOOL ZONE**  
18" x 24" S2-9(R)9

**PLAYGROUND RULES**  
NO RUNNING, PUSHING OR SHOVING.  
DO NOT USE PLAY EQUIPMENT IMPROPERLY.  
NO BARE FEET. WEAR PROPER FOOTWEAR.  
ADULT SUPERVISION REQUIRED FOR USE. PLAY CAREFULLY.  
18" x 24" S2-10(R)9

**END SCHOOL ZONE**  
24" x 30" S5-2(R)17

**STUDENT DROP-OFF AND PICK-UP AREA**  
24" x 10" S4-2(R)13

**WHEN CHILDREN ARE PRESENT**  
18" x 18" S2-23(R)8

**SCHOOL SPEED LIMIT 20**  
ON SCHOOL DAYS WHEN CHILDREN ARE PRESENT  
24" x 48" S4-7(R)19

**SCHOOL SPEED LIMIT 20**  
ON SCHOOL DAYS WHEN CHILDREN ARE PRESENT  
7:30 AM TO 4:30 PM SCHOOL DAYS  
24" x 48" S5-1(R)19

**SLOW DEAF CHILD**  
18" x 24" G-200(R)9

**SLOW CHILDREN PLAYING**  
18" x 24" G-8(R)9

**SLOW SCHOOL**  
18" x 24" G-1(R)9

**SLOW CHILDREN**  
18" x 24" G-2(R)9

**SLOW 20 M.P.H.**  
18" x 24" G-4(R)9

**SCHOOL CROSSING**  
30" x 30" W15-15(R)22

**SCHOOL BUS STOP AHEAD**  
30" x 30" S3-1(R)22

**SCHOOL SPEED LIMIT 20**  
30" x 30" S4-5(R)22\*

**SCHOOL**  
30" x 30" S1-1(R)22  
36" x 36" S1-1(R)27

**SCHOOL**  
24" x 8" S4-3(R)12

**SCHOOL AHEAD**  
24" x 12" W16-9P(R)13  
30" x 18" W16-9P(R)12

**SCHOOL AHEAD**  
24" x 12" W16-7A(R)14  
30" x 18" W16-7A(R)20

Diamond Grade is fluorescent yellow/green prismatic sheeting on .080 aluminum. These meet federal highway administration regulations.

**MUTCD requires the use of the ahead and arrow sign under the S1-1 to designate the crosswalk being ahead and at the crosswalk.**

Replace the first "A" with an "R" for right arrows

## STOP/SLOW PADDLES

**HS-13** 24" x 24", double-sided octagon  
• High intensity prismatic  
• .063 aluminum  
• 6' wooden handle  
• Not assembled  
Part# Wording  
HS-13 STOP/SLOW

**HS-12** 24" x 24", double-sided octagon  
• Engineer grade reflective  
• .040 aluminum  
• 6' wooden handle  
• Not assembled  
Part# Wording  
HS-12 STOP/SLOW

**HS-10** 18" x 18", double-sided octagon  
• Baked enamel .040 aluminum  
• 6' wooden handle  
• Not assembled  
Part# Wording  
HS-10 STOP/STOP  
HS-11 STOP/SLOW

**HS-1** 18" x 18", double-sided octagon  
• Baked enamel .040 aluminum  
• 10' wooden handle  
• Perfect for crosswalk use  
• Not assembled  
Part# Wording  
HS-1 STOP/SLOW  
HS-2 STOP/STOP

## POST REFLECTORS

• Increase sign visibility day or night  
• Promote safety  
• Use on U-Channel, square, or round sign posts  
• Reflective one side only  
• .080 aluminum

**NOW AVAILABLE IN HIGH INTENSITY FINISH!**

**3" x 30" Size**

Part#	Description
PF318ER	Red Engineer Grade
PF318RHI	Red High Intensity
PF318YHI	Yellow High Intensity
PF318DGY	Yellow/Green Diamond Grade

**3" x 72" Size**

Part#	Description
PF319RHI	Red High Intensity
PF319YHI	Yellow High Intensity
PF319YDG	Yellow/Green Diamond Grade

## COURTESY SIGNS



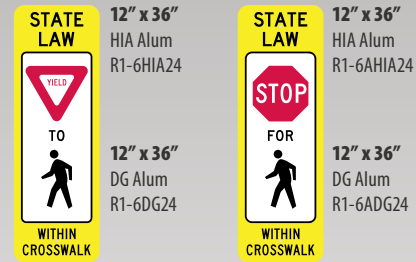
12" x 18" R-210(R)5  
 12" x 18" R-116(R)5  
 12" x 18" R-117(R)5  
 12" x 18" R-118(R)5

## DRIVE CAREFULLY SIGNS



18" x 24" S-1824(R)  
 24" x 18" S-2418(R)

## CROSSWALK SIGNS



Single sided  
 DG version made of fluorescent yellow/green prismatic sheeting

## PEDESTRIAN CROSSWALK

### Base Included

- Plastic, double-faced
- Overall Height - 43"
- Panel Size: 12" x 36"
- 3M Fluorescent Yellow Green DG<sup>3</sup> Sheeting
  - Inserts: 10" x 24"
- 3M High Intensity Prismatic Sheeting
- Equipped with an Anti-Twist Feature
- Meets or Exceeds MUTCD specifications



## POOL | SWIMMING SIGNS



12" x 18" S2-21(R)5  
 18" x 18" S2-18(R)8  
 18" x 18" S2-19(R)8  
 18" x 12" S2-20(R)5

## SURVEILLANCE SIGNS



18" x 24" G-117(R)9  
 18" x 24" G-400(R)9

## NEIGHBORHOOD WATCH



18" x 24" G-46(R)9\*  
 12" x 18" G-120(R)5\*

## CELL PHONE USE



24" x 18" S7-1T(R)

## SNOW ROUTE SIGNS



18" x 24" R7-203(R)9  
 12" x 18" SR-3(R)5  
 12" x 9" R10-7(R)1

# INFORMATIONAL SIGNS



24" x 24" D9-2S(R)16



24" x 6" D9-2P(R)11



24" x 6" D9-2B(R)11



24" x 24" D9-3A(R)16



24" x 6" D9-3P(R)11



30" x 24" R3-17(R)



30" x 12" R3-17B(R)



24" x 24" I-8(R)16



24" x 6" I-8P(R)11



24" x 6" D11-1B(R)11



24" x 18" D11-1S(R)15



18" x 15" D4-1(R)7

Specify Arrow Direction



30" x 12" R3-17A(R)



48" x 18" M4-10R(R)29      48" x 18" M4-10L(R)29      36" x 18" G20-2B(R)25      24" x 18" W16-2P(R)15 # - Specify feet      24" x 18" M4-8A(R)15      60" x 24" G20-2(R)33



Replace \* with: AHEAD, 500 FEET, 1000 FEET, 1500 FEET, or MILES

## A-FRAME STAND

- Comes with single-sided Men Working Sign, 24" x 24"
- Available in Type I reflective sheeting on .080 aluminum finish
- Frame constructed of sturdy angle iron
- Use self tapping screws to mount signs.
- Folds for easy storage and small parcel shipment



Part#	Description
AFMONLY	Metal Frame Only
AFMWRA	Metal Frame & Men Working Sign

## SIGN STAND

- Heavy duty Tripod will accommodate 24" thru 48" diamond mesh or metal signs
- Folds for easy storage and small parcel shipment
- For temporary use only
- Weighs 14 lbs and stands 60" tall



Part#
TP1

### ALUMINUM DELINEATOR

- 3" x 8", .080 aluminum back
- Engineer grade prismatic reflective

Part#	Color
RF-6A	Amber
RF-6R	Red
RF-6W	White



### PLASTIC REFLECTOR

- 3" diameter
- 3/8" hole

Part#	Color
RF-1A	Amber
RF-1R	Red
RF-1W	White



### ALUMINUM REFLECTOR

- 3" diameter
- 3/8" hole
- .080 aluminum back

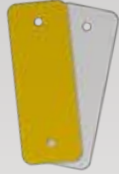
Part#	Color
RF-1AAlum	Amber
RF-1WAlum	White



### ALUMINUM DELINEATOR

- 3" x 8", .080 aluminum
- High intensity prismatic sheeting


Part#	Color
RF-6AHI	Amber
RF-6WHI	White



### OM4-1 HIGH INTENSITY REFLECTOR

- 18" x 18", 3" plastic buttons on .080 aluminum sheeted with high intensity

Part#	Color
RF-9AHI	Amber
RF-9RHI	Red



### OM4-1 BAKED ENAMEL REFLECTOR

- 18" x 18", 3" plastic buttons on .080 aluminum non-reflective back.

Part#	Color
RF-9A	Amber
RF-9R	Red
RF-9RBK	Red on Black



### BUTTON ON ALUMINUM

- 6" x 15", .080 baked enamel aluminum back
- 3" diameter plastic buttons


Part#	Color
RF-3A	Amber
RF-3R	Red



### OM4-3 END OF ROAD MARKER

- 18" x 18", .080 aluminum
- High intensity red

Part#	Color
OM4-3HIA	Red




### SLOW MOVING VEHICLE

- High intensity reflective on steel
- Mounts to vehicle to warn of slow moving hazard

Part#
M10-1105-2A



12" x 36" OM-3C(R)24  
12" x 36" G-105R(R)24  
12" x 36" G-105L(R)24



10" x 30" G-105R(R)2  
10" x 30" G-105L(R)2



6" x 24" G-105R(R)11  
6" x 24" G-105L(R)11

## WARNING SIGNS

.080 Aluminum



4" x 4" OM-EYE(R)1W



4" x 4" OM-EYE(R)1Y



4" x 4" OM4-EYE(R)1R



36" x 48" x 48" W14-3(R)



18" x 18" W13-1(R)8  
Specify miles per hour in increments of 5, from 5 to 55



36" x 8" W14-1AL(R)



36" x 8" W14-2AL(R)



12" x 18" W1-8(R)5  
18" x 24" W1-8(R)9



36" x 8" W14-1AR(R)



36" x 8" W14-2AR(R)



18" x 12" W11-2P(R)5  
24" x 18" W11-2P(R)15

3M 4083 Diamond Grade \*




18" x 12" W11-15P(R)51  
24" x 18" W11-15P(R)15

3M 4083 Diamond Grade \*



36" x 18" W1-6(R)25  
48" x 24" W1-6(R)30



36" x 18" W1-7(R)25  
48" x 24" W1-7(R)30

\*3M 4083 DG3 Fluorescent Yellow Green

**REPLACE (R) WITH RA** - Engineer Grade  
**HIA** - High Intensity Prismatic  
**DG** - Diamond Grade Prismatic



24" W1-1L(R)16  
30" W1-1L(R)22  
36" W1-1L(R)27



24" W1-1R(R)16  
30" W1-1R(R)22  
36" W1-1R(R)27



24" W1-2L(R)16  
30" W1-2L(R)22  
36" W1-2L(R)27



24" W1-2R(R)16  
30" W1-2R(R)22  
36" W1-2R(R)27



24" W1-3L(R)16  
30" W1-3L(R)22  
36" W1-3L(R)27



24" W1-3R(R)16  
30" W1-3R(R)22  
36" W1-3R(R)27



24" W1-4L(R)16  
30" W1-4L(R)22  
36" W1-4L(R)27



24" W1-4R(R)16  
30" W1-4R(R)22  
36" W1-4R(R)27



24" W1-5L(R)16  
30" W1-5L(R)22  
36" W1-5L(R)27



24" W1-5R(R)16  
30" W1-5R(R)22  
36" W1-5R(R)27



24" W2-1(R)16  
30" W2-1(R)22  
36" W2-1(R)27



24" W2-2(R)16  
30" W2-2(R)22  
36" W2-2(R)27



24" W2-3L(R)16  
30" W2-3L(R)22  
36" W2-3L(R)27



24" W2-3R(R)16  
30" W2-3R(R)22  
36" W2-3R(R)27



24" W2-4(R)16  
30" W2-4(R)22  
36" W2-4(R)27



24" W2-6(R)16  
30" W2-6(R)22  
36" W2-6(R)27



24" W2-66(R)16  
30" W2-66(R)22  
36" W2-66(R)27



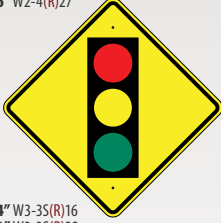
24" W3-1A(R)16  
30" W3-1A(R)22  
36" W3-1A(R)27



24" W3-1S(R)16  
30" W3-1S(R)22  
36" W3-1S(R)27



24" W3-2S(R)16  
30" W3-2S(R)22  
36" W3-2S(R)27



24" W3-3S(R)16  
30" W3-3S(R)22  
36" W3-3S(R)27



24" W-34(R)16  
30" W-34(R)22  
36" W-34(R)27



24" W3-5(R)16  
30" W3-5(R)22  
36" W3-5(R)27



24" W4-2(R)16  
30" W4-2(R)22  
36" W4-2(R)27



24" W4-2L(R)16  
30" W4-2L(R)22  
36" W4-2L(R)27



24" W4-3(R)16  
30" W4-3(R)22  
36" W4-3(R)27



24" W5-1(R)16  
30" W5-1(R)22  
36" W5-1(R)27



24" W5-2A(R)16  
30" W5-2A(R)22  
36" W5-2A(R)27



24" W5-3(R)16  
30" W5-3(R)22  
36" W5-3(R)27



24" W5-5(R)16  
30" W5-5(R)22  
36" W5-5(R)27



24" W6-3S(R)16  
30" W6-3S(R)22  
36" W6-3S(R)27



24" W-62(R)16  
30" W-62(R)22  
36" W-62(R)27



24" W-64(R)16  
30" W-64(R)22  
36" W-64(R)27



24" W7-1S(R)16  
30" W7-1S(R)22  
36" W7-1S(R)27



24" W8-1(R)16  
30" W8-1(R)22  
36" W8-1(R)27



24" W8-2(R)16  
30" W8-2(R)22  
36" W8-2(R)27



24" W8-3A(R)16  
30" W8-3A(R)22  
36" W8-3A(R)27



24" W8-4(R)16  
30" W8-4(R)22  
36" W8-4(R)27



24" W8-5A(R)16  
30" W8-5A(R)22  
36" W8-5A(R)27



24" W8-5S(R)16  
30" W8-5S(R)22  
36" W8-5S(R)27



24" W8-6(R)16  
30" W8-6(R)22  
36" W8-6(R)27



24" W8-7(R)16  
30" W8-7(R)22  
36" W8-7(R)27



24" W8-8(R)16  
30" W8-8(R)22  
36" W8-8(R)27



24" W8-9(R)16  
30" W8-9(R)22  
36" W8-9(R)27



24" W8-9B(R)16  
30" W8-9B(R)22  
36" W8-9B(R)27



24" W8-11(R)16  
30" W8-11(R)22  
36" W8-11(R)27



24" W8-11A(R)16  
30" W8-11A(R)22  
36" W8-11A(R)27



24" W8-13(R)16  
30" W8-13(R)22  
36" W8-13(R)27



24" W8-18(R)16  
30" W8-18(R)22  
36" W8-18(R)27



24" W9-1(R)16  
30" W9-1(R)22  
36" W9-1(R)27



24" W9-1L(R)16  
30" W9-1L(R)22  
36" W9-1L(R)27



24" W9-2(R)16  
30" W9-2(R)22  
36" W9-2(R)27



24" W9-2R(R)16  
30" W9-2R(R)22  
36" W9-2R(R)27



24" W11-15(R)16  
30" W11-15(R)22  
36" W11-15(R)27



24" W11-2A(R)16  
30" W11-2A(R)22  
36" W11-2A(R)27

3M 4083  
Diamond  
Grade\*



24" W11-3S(R)16  
30" W11-3S(R)22  
36" W11-3S(R)27



24" W11-4S(R)16  
30" W11-4S(R)22  
36" W11-4S(R)27



24" W11-5S(R)16  
30" W11-5S(R)22  
36" W11-5S(R)27



24" W11-6S(R)16  
30" W11-6S(R)22  
36" W11-6S(R)27



24" W11-7S(R)16  
30" W11-7S(R)22  
36" W11-7S(R)27



24" W11-8S(R)16  
30" W11-8S(R)22  
36" W11-8S(R)27



24" W11-10S(R)16  
30" W11-10S(R)22  
36" W11-10S(R)27



24" W11-11S(R)16  
30" W11-11S(R)22  
36" W11-11S(R)27



24" W11-14(R)16  
30" W11-14(R)22  
36" W11-14(R)27



18" x 18"  
W11-15(R)8

3M 4083  
Diamond  
Grade\*

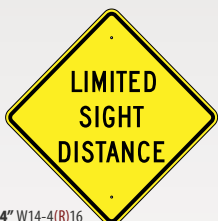


24" W12-1(R)16  
30" W12-1(R)22  
36" W12-1(R)27



24" W12-2S(R)16  
30" W12-2S(R)22  
36" W12-2S(R)27

Specify height



24" W14-4(R)16  
30" W14-4(R)22  
36" W14-4(R)27



24" W14-2(R)16  
30" W14-2(R)22  
36" W14-2(R)27



24" W14-1(R)16  
30" W14-1(R)22  
36" W14-1(R)27



24" W15-6(R)16  
30" W15-6(R)22  
36" W15-6(R)27



24" W16-3(R)16  
30" W16-3(R)22  
36" W16-3(R)27




24" W16-4(R)16  
30" W16-4(R)22  
36" W16-4(R)27



24" W16-5(R)16  
30" W16-5(R)22  
36" W16-5(R)27



24" W16-7(R)16  
30" W16-7(R)22  
36" W16-7(R)27



24" W16-9(R)16  
30" W16-9(R)22  
36" W16-9(R)27



24" W17-1(R)16  
30" W17-1(R)22  
36" W17-1(R)27



24" W17-1A(R)16  
30" W17-1A(R)22  
36" W17-1A(R)27



24" W18-1(R)16  
30" W18-1(R)22  
36" W18-1(R)27



24" W18-2(R)16  
30" W18-2(R)22  
36" W18-2(R)27



24" W18-5(R)16  
30" W18-5(R)22  
36" W18-5(R)22




24" W10-1(R)16  
30" W10-1(R)22  
36" W10-1(R)27



24" W10-2(R)16  
30" W10-2(R)22  
36" W10-2(R)27



24" W10-3(R)16  
30" W10-3(R)22  
36" W10-3(R)27



24" W10-4(R)16  
30" W10-4(R)22  
36" W10-4(R)27



48" x 9"  
R15-1(R)



27" x 18"  
R15-2(R)

\*3M 4083 DG3 Fluorescent Yellow Green

REPLACE (R) WITH  
**RA** - Engineer Grade Prismatic  
**HIA** - High Intensity Prismatic  
**DG** - Diamond Grade Prismatic



36" RUW3-4(R)27  
48" RUW3-4(R)32

36" RUW8-1(R)27  
48" RUW8-1(R)32

36" RUW36-1(R)27  
48" RUW36-1(R)32

36" RUW37-3(R)27  
48" RUW37-3(R)32

36" RUW41-8(R)27  
48" RUW41-8(R)32

36" RUW15-1(R)27  
48" RUW15-1(R)32



36" RUW9-2L(R)27  
48" RUW9-2L(R)32

36" RUW9-2R(R)27  
48" RUW9-2R(R)32

36" RUW20-1(R)27  
48" RUW20-1(R)32

36" RUW20-3R(R)27  
48" RUW20-3R(R)32

36" RUW20-2(R)27  
48" RUW20-2(R)32

36" RUW20-4(R)27  
48" RUW20-4(R)32



36" RUW20-05L(R)27  
48" RUW20-05L(R)32

36" RUW20-05R(R)27  
48" RUW20-05R(R)32

36" RUW20-5L(R)27  
48" RUW20-5L(R)32

36" RUW20-5R(R)27  
48" RUW20-5R(R)32

36" RUW20-7A(R)27  
48" RUW20-7A(R)32

36" RUW21-1A(R)27  
48" RUW21-1A(R)32



36" RUW21-1B(R)27  
48" RUW21-1B(R)32

36" RUW21-4(R)27  
48" RUW21-4(R)32

36" RUW21-7(R)27  
48" RUW21-7(R)32

36" RUW34-1(R)27  
48" RUW34-1(R)32



**Ribs Included**  
• .375" thick vertical ribs,  
high quality UV resistant  
polyester/glass fiber "pultrusion"

REPLACE (R) WITH: **NON** - Non Ref Mesh • **HIA** - High Intensity Prismatic • **DG** - Diamond Grade Prismatic

### SIGN STAND – ULTRA COMPACT WITHOUT SPRINGS

- Compact, lightweight and no spring design
- User friendly
- Stainless steel guide plate
  - Smooth clamping motion as sign is tightened to the stand
- Telescopic legs
  - 4 positive locking positions: vertical, normal & two for uneven terrain
- 350 approved
- Open Dimensions:
  - Minimum: 32" x 57"
  - Maximum: 49" x 94" (legs extended)



Part#  
RUSS548UCRA

### SIGN STAND – ULTRA COMPACT WITH SPRINGS

- Dual spring action ensures sign visibility and stability in high wind conditions
- Universal clamping systems
- Telescopic legs
  - 4 positive locking positions: Vertical, Normal & Two for Uneven Terrain
- 350 approved
- Open Dimensions:
  - Minimum: 31" x 60"
  - Maximum: 49" x 96" (legs extended)



Part#  
RUSS548UCA

# POSTS

## MORE INVENTORY

across the country than anyone else



U - Channel Posts



Square Posts



Round Posts




GRIMCO®



## SQUARE SIGN POSTS

- $\frac{7}{16}$ " holes on 1" centers the full length of the post
- Mount signs back to back on all 4 sides
- Use alone or with a 3' base post to create a break-away system



POSTS	1 3/4" POSTS			2" X 2" POSTS		
	Part#	Size	Gauge	Part#	Size	Gauge
	SQ8	8'	14	SQ82	8'	14
	SQ10	10'	14	SQ102	10'	14
	SQ12	12'	14	SQ122	12'	14
	SQ10-12	10'	12	SQ102-12	10'	12
	SQ12-12	12'	12	SQ122-12	12'	12
<b>SQUARE POST ANCHORS</b> <b>-12 GAUGE</b>	Part#	Size		Part#	Size	
	SQ3	3', 2" base		SQ32	3', 2 1/4" base	
	SQ30	30', 2" base		SQ302	30', 2 1/4" base	
<b>SLEEVES FOR SQUARE POST</b> <b>-12 GAUGE</b>	Part#	Size		Part#	Size	
	SQ18	18', 2 1/4"		SQ182	18', 2 1/2"	
<b>CORNER BOLT</b>	Part#	Size	Base	Part#	Size	
	VCB1682	1 1/4" x 2" x 2 1/4"	2"	VCB1683	7/16" x 1 1/8" x 2 1/2"	

## SQUARE POST DRIVE RIVET

- 1" O.D. Aluminum
- Grip .205"-.330"
- Includes washer
- Attaches sign to square post

Part#  
VCR221



## CHANNEL POSTS

- Tapered on end for easy installation
- Punched full length
- 4', 6', 7' 1.12 posts are ideal for temporary applications or smaller signs
- 2# posts are ideal for permanent sign installation
- Painted green or hot-dipped galvanized finish



Part#	Size	Finish	WT/FT
UP-32	3'	Green	2.0
UP-3G	3'	Galvanized	1.12
UP-4	4'	Green	1.12
UP-6	6'	Green	1.12
UP-6G	6'	Galvanized	1.12
UP-62	6'	Green	2.0
UP-6G2	6'	Galvanized	2.0
UP-7	7'	Green	1.12
UP-7G	7'	Galvanized	1.12
UP-8	8'	Green	2.0
UP-8G	8'	Galvanized	2.0
UP-10	10'	Green	2.0
UP-10G	10'	Galvanized	2.0
UP-103	10'	Green	3.0
UP-10G3	10'	Galvanized	3.0
UP-12	12'	Green	2.0
UP-12G	12'	Galvanized	2.0
UP-123	12'	Green	3.0
UP-12G3	12'	Galvanized	3.0

10' and taller posts must ship motor freight

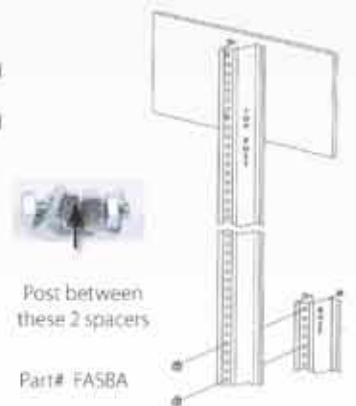
## BREAK AWAY U-CHANNEL POSTS

- 2 lb/ft
- Posts break away at the stub upon impact
- Includes 3' base, top post and mounting hardware

Part#	Size	Finish
UP-8BP	8'	Green
UP-8BPG	8'	Galvanized
UP-10BP	10'	Green
UP-10BPG	10'	Galvanized

## BREAK-AWAY POST HARDWARE

- Hardware for 1 post
- Includes:
  - 2 bolts and locking nuts
  - 2 washers
  - 4 square spacer nuts



Post between these 2 spacers

Part# FASBA

## 2 3/8" PIPE POST

- 2 3/8" O.D. Galvanized steel pipe
- 16 gauge
- .065 wall

Part#	Size
PP-8	8'
PP-1	10'
PP-2	12'



10' and taller posts must ship motor freight

Call for pricing for wedge and socket system for break away.

# REVOLUTIONIZING THE WAY THE INDUSTRY BUYS BLANKS



- Extensive Inventory Of Reflective Blanks
- 3105/H18 Standard Blanks
- 5052/H38 Blanks Available Upon Request



- .040, .063, .080, .100 & .125 Aluminum Available



- Extruded Street Name Sign Blanks In Inventory
- Custom Blanks Available

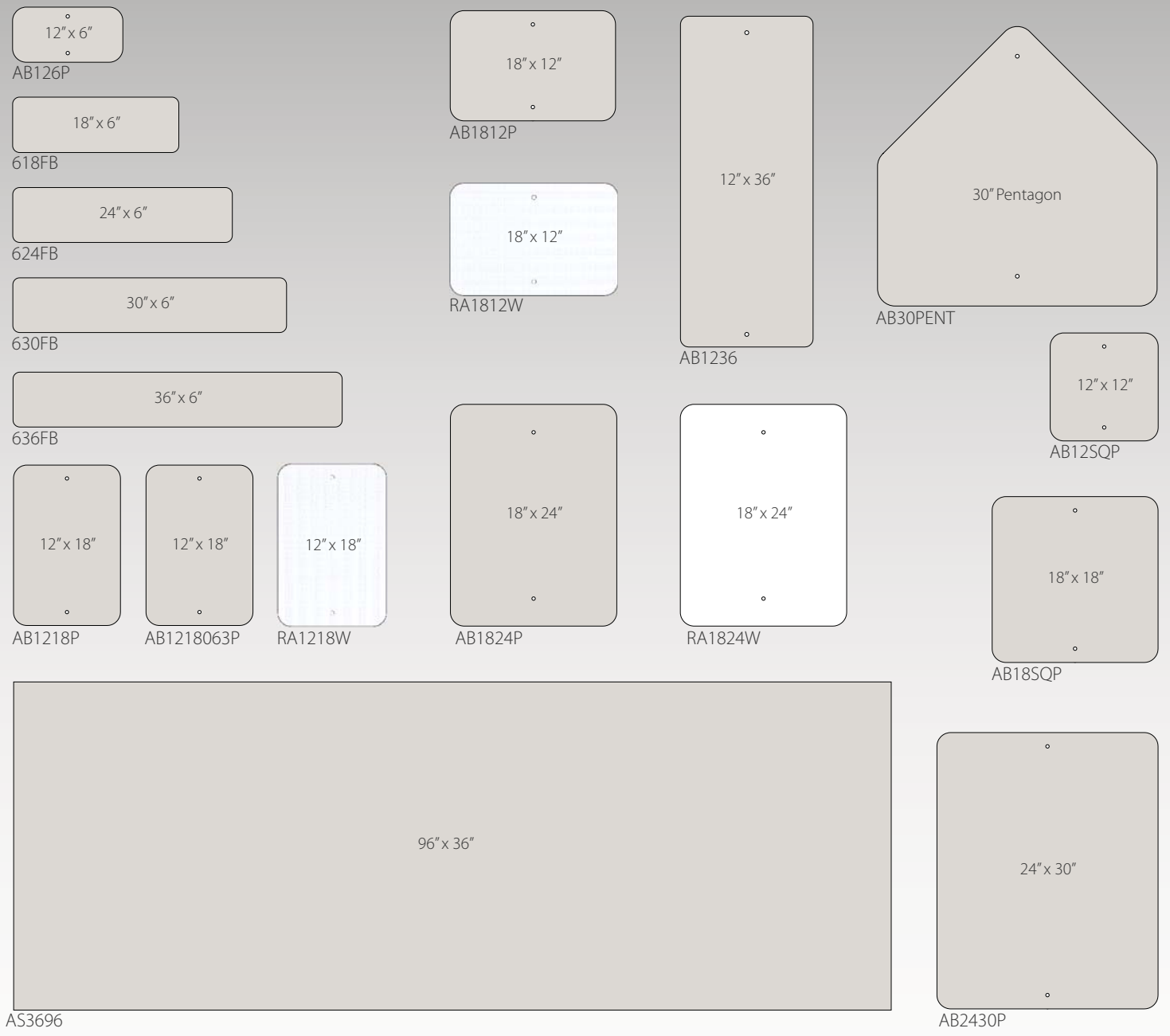


- Unusual Hole Punching & Custom Shapes Available



GRIMCO®

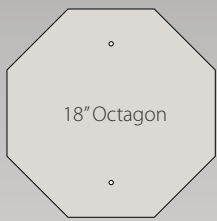
# Stock Aluminum Blanks Shipped Next Day - The New Industry Standard



Part#	Size	Material	Color	Finish	Radius Corners	Hole QTY	Hole Diameter	Hole Inset	Hole Location
AB126P	12" x 6"	.080 Alum	Bare	AC	1.5"	2	3/8"	1.5"	Top & Bottom Centered
AB12SQP	12" Square	.080 Alum	Bare	AC	1.5"	2	3/8"	1.5"	Top & Bottom Centered
AB1218P	12" x 18"	.080 Alum	Bare	AC	1.5"	2	3/8"	1.5"	Top & Bottom Centered
AB1218063P	12" x 18"	.063 Alum	Bare	AC	1.5"	2	3/8"	1.5"	Top & Bottom Centered
RA1218W	12" x 18"	.080 Alum	White	EGP	1.5"	2	3/8"	1.5"	Top & Bottom Centered
AB1236P	12" x 36"	.080 Alum	Bare	AC	1.5"	2	3/8"	3"	Top & Bottom Centered
618FB	18" x 6"	.080 Alum	Bare	AC	.75"	N/A	N/A	N/A	N/A
AB1812P	18" x 12"	.080 Alum	Bare	AC	1.5"	2	3/8"	1.5"	Top & Bottom Centered
RA1218W	18" x 12"	.080 Alum	White	EGP	1.5"	2	3/8"	1.5"	Top & Bottom Centered
AB18SQP	18" Square	.080 Alum	Bare	AC	1.5"	2	3/8"	3"	Top & Bottom Centered
AB18OCT	18' Octagon	.080 Alum	Bare	AC	N/A	2	3/8"	3"	Top & Bottom Centered

AC = Alodine Coated  
 EGP = Engineer Grade Prismatic  
 HIP = High Intensity Prismatic

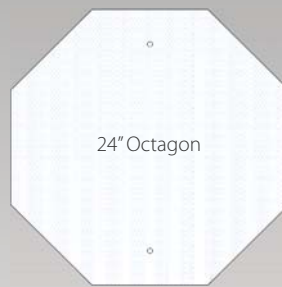
# Grimco - The Aluminum Blank Experts



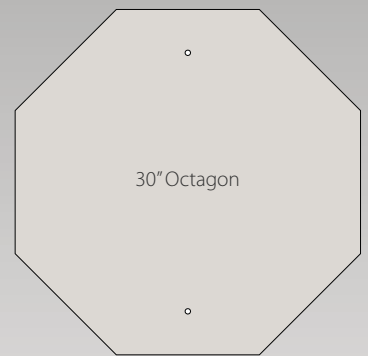
AB18OCT



RA24OCTW



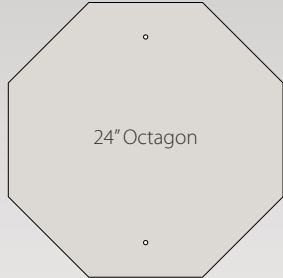
RA24OCTHIPW



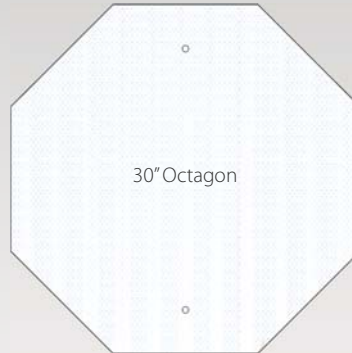
AB30OCT



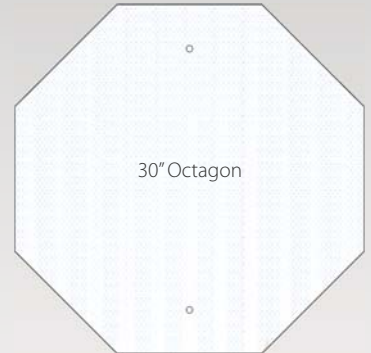
AB2418P



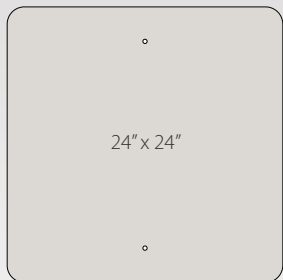
AB24OCT



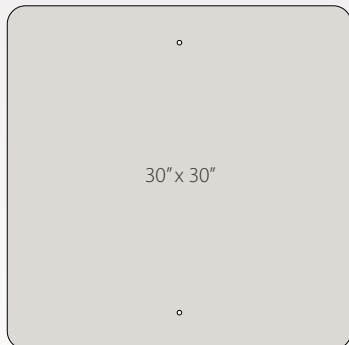
RA30OCTW




RA30OCTHIPW



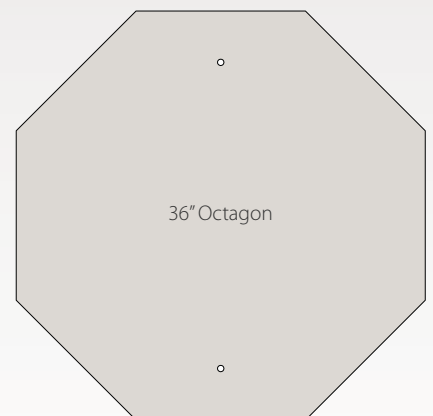
AB24SQP



AB30SQP



AB3036P



AB36OCT

Part#	Size	Material	Color	Finish	Radius Corners	Hole QTY	Hole Diameter	Hole Inset	Hole Location
AB1824P	18" x 24"	.080 Alum	Bare	AC	1.5"	2	3/8"	3"	Top & Bottom Centered
RA1824W	18" x 24"	.080 Alum	White	EGP	1.5"	2	3/8"	3"	Top & Bottom Centered
624FB	24" x 6"	.063 Alum	Bare	AC	.75"	N/A	N/A	N/A	N/A
AB2418P	24" x 18"	.080 Alum	Bare	AC	1.5"	2	3/8"	3"	Top & Bottom Centered
AB24SQP	24" Square	.080 Alum	Bare	AC	1.5"	2	3/8"	3"	Top & Bottom Centered
AB24OCT	24" Octagon	.080 Alum	Bare	AC	N/A	2	3/8"	3"	Top & Bottom Centered
RA24OCTW	24" Octagon	.080 Alum	White	EGP	N/A	2	3/8"	3"	Top & Bottom Centered
RA24OCTHIPW	24" Octagon	.080 Alum	White	HIP	N/A	2	3/8"	3"	Top & Bottom Centered
AB2430P	24" x 30"	.080 Alum	Bare	AC	1.5"	2	3/8"	3"	Top & Bottom Centered
630FB	30" x 6"	.080 Alum	Bare	AC	.75"	N/A	N/A	N/A	N/A
AB30SQP	30" Square	.080 Alum	Bare	AC	1.875"	2	3/8"	3"	Top & Bottom Centered

AC = Alodine Coated  
 EGP = Engineer Grade Prismatic  
 HIP = High Intensity Prismatic

### HEAVY DUTY PARKING LOT STENCILS

- 1/8" thick polyethylene
- Apply paint using spray equipment, brush or roller
- Made for easy clean up
- Lightweight, roll up (must ship via UPS)
- Call or fax for pricing on stencils with logos



- Priced per letter/number
- Order as individual characters or as a complete stencil
- 10% discount for complete alphabet

Part#	Size
CS01	1"
CS02	2"
CS03	3"
CS04	4"
CS06	6"
CS08	8"
CS10	10"
CS12	12"
CS18	18"
CS24	24"
CS30	30"
CS36	36"
HA1	38" x 44" Handicap Stencil
HA2	24" x 32" Handicap Stencil

### REFLECTIVE HIGH VISIBILITY TAPE

- 5-7 year Engineer Grade Prismatic reflective marking tape
- Adheres to smooth, clean, dry surfaces
- Ideal for marking posts, barricades and more
- Available in:
  - White-W, Red-R, Yellow-Y

Part#	Size
RS130	1" x 30'
RS230	2" x 30'
RS330	3" x 30'
RS350W	3" x 50 yds



For color choice when ordering replace \* in the part# with W, R, Y  
RS350W available in white only

### REFLECTIVE WARNING STRIPE TAPE

- Self-adhesive reflective stripe tape
- Provides safety and visibility during night time and low light conditions
- Use indoors and outdoors

Part#	Size	Color
R3000TB2	2" x 30'	Black/Yellow
R4000RW2	2" x 30'	Red/White



### REFLECTIVE PLASTIC BARRICADE

- Polyethylene legs and boards
- Top panel has 12" Engineer Grade reflective orange/white stripes
- 24" x 12" barricade
- Maintenance free and lightweight
- Can carry a 35 lb sandbag on front and back legs
- Molded hole and bolt protector design allows mounting of flashing light (not included)



Part# 101-T12-C8

### TUBULAR MARKER POST

- 36" orange post
- 2-3" white hi-intensity, white reflective stripes
- 8" base can be affixed to ground with lag bolts or epoxy (not included)
- Can withstand speeds up to 55 mph



Part# FS753

### IMPACT RECOVERY POST

- Solid white plastic post
- 2 1/2" OD x 5' with 8" base
- Reactive spring allows post to give with impact
- Base designed for parking lot applications using bolts and epoxy (not included)
- Mount lightweight signs by drilling holes in post




Part# 2087391

# AUTHORIZED **3M** REFLECTIVE DISTRIBUTOR SIGN & WORKZONE SHEETING



- 3200 Engineer Grade (EG)
- 3400 Engineer Grade Prismatic (EGP)
- 3900 High Intensity Prismatic (HIP)
- 3924s DG Workzone Orange
- 4000 Diamond Grade Cubed DG<sup>3</sup>
- 1150/1160 Overlay
- 1170 EC Film
- 963/983 Conspicuity Tape
- CW80/3336 Drum & Barrel
- CW46 Barricade



GRIMCO®


**3M** Diamond Grade  
DG<sup>3</sup> Series 4000



4090 • White



4095 • Blue



4092 • Red



4099 • Brown



4097 • Green



4081 • Fluorescent Yellow

**3M** High Intensity  
Prismatic Series 3930



3930 • White



3931 • Yellow



3932 • Red



3935 • Blue



3937 • Green



3939 • Brown

**3M** Engineer Grade  
Prismatic Series 3400



3430 • White



3431 • Yellow



3432 • Red



3435 • Blue



3437 • Green



3439 • Brown

**3M** Diamond Grade DG<sup>3</sup>  
4081 Fluorescent Yellow



4091 • Yellow


**3M** Engineer Grade Enclosed  
Lens/Beaded 3200



3290 • White



3271 • Yellow



3275 • Blue



3272 • Red




3277 • Green



3279 • Brown

**3M** Transparent  
EC Film 1170




1170 • Clear



1178 • Black



1171 • Yellow



1172 • Red



1175 • Blue



1177 • Green



1179 • Brown



1174 • Orange

**3M** Diamond Grade DG<sup>3</sup> 4083  
Fluorescent Yellow/Green



4083 • Fluorescent Yellow-Green

**3M** Engineer Grade  
Work Zone CW80



CW80 • White



CW84 • Orange

**3M** Diamond Grade DG<sup>3</sup> 4084  
Fluorescent Orange



4084 • Fluorescent Orange

**3M** Diamond Grade 3924s  
Fluorescent Orange



3924s • Fluorescent Orange

**3M** Diamond Grade  
Flexible 3910/3914



3910 • White



3914 • Fluorescent Orange

**3M** High Intensity Flexible  
Prismatic 3334/3336



L



R

3334 = 4" Stripe • 3336 = 6" Stripe

**3M** High Intensity Prismatic  
3934 Orange



3934 • Orange

**3M** High Intensity Prismatic  
Work Zone 3300



3310 • White



3314 • Orange

**3M** Diamond Grade DG<sup>3</sup>  
Series 444/446



L



R

444 = 4" Stripe • 446 = 6" Stripe

**3M** Premium Protective Film  
Series 1160\*



1160

**3M** Premium Overlay Film  
Series 1150\*



1150

**3M** Engineer Grade  
Series CW80



L



R

CW44 = 4" Stripe • CW46 = 6" Stripe

\*available with or without premask



# Signs By Sam

106 ELIZABETH WAY, ELLWOOD CITY, PA  
724.752.3711 • WWW.SIGNSBYSAM.COM

*Signs by Sam is an authorized Grimco reseller and distributor*