

# GREENLAND IN FIGURES

2023



Axel G. Hønsen - Visit Greenland



**Greenland in Figures 2023** • 20<sup>th</sup> edition • Editorial deadline: May 2023 • Number printed: 800

Published by Statistics Greenland • Telephone: +299 34 57 70 • Fax: +299 34 57 90 • [stat@stat.gl](mailto:stat@stat.gl) • [www.stat.gl](http://www.stat.gl)

Edited by Naduk Kleemann, Statistics Greenland

Layout: iCICERO, Nuuk • Printed by Nuuk Offset

© Statistics Greenland 2023. Quotations from this leaflet are permitted if the source is acknowledged.

ISBN: 978-87-998113-8-0

ISSN: 1604-7397

# INDEX

- 4 The World's Largest Island
- 5 Population in Greenland
- 6 Population
- 7 Deaths and Births
- 8 Migration
- 9 Families
- 10 Health
- 12 Education
- 13 Politics
- 14 Social Welfare
- 15 Crime
- 16 Climate
- 18 Culture
- 19 Labour Market
- 20 Business
- 21 Business Structure
- 22 Fishing
- 24 Hunting
- 25 Agriculture
- 26 Tourism
- 27 Transportation
- 28 Income
- 29 Prices
- 30 Foreign Trade
- 31 Public Finances
- 32 National Accounts
- 34 Key Figures

## Symbols

- 0
  - . Category not valid
  - 0 Less than 0.5 of the unit used
  - ... Data not available
  - \* Provisional or estimated figures
- All economic figures are in Danish kroner (DKK)*

# THE WORLD'S LARGEST ISLAND

Greenland is a mountainous country and the largest island of the world with a total area of 2.2 mio. km<sup>2</sup>. The country is geographically located on the North American continent.

81 per cent of Greenland is covered by ice, and the total population is just about 57,000, on an area 1/6 of Siberia's. Comprised entirely of vast tundra, Greenland has the world's lowest population density. Counting the ice-free areas only, it is a mere 0.3 persons per square kilometer.

In terms of geopolitics, however, it is a part of Europe and is a self-governing region within the Kingdom of Denmark. In 1721, Greenland became a Danish colony, in 1953 a Danish County, and in 1979, home rule was granted. Self-government was es-

tablished on June 21<sup>st</sup> 2009. Along with Denmark, Greenland was an EU member from 1973 on. Following a referendum in 1982, Greenland left the union in 1985.

Most of the Greenlandic landscape is pristine tundra. All towns and settlements are located along the coast line. No roads exist between towns, and travel is by sea or air only. Most of the population lives on the southern west coast. This includes the capital Nuuk with around 19,000 inhabitants.

Greenland has its own national flag, and issues its own stamps, but does not have a national currency. Danish Kroner (DKK) is legal tender.

## **LARGEST DISTANCES**

North to south: 2,670 km

East to west: 1,050 km

Coastline: 44,087 km

Siorapaluk, the northernmost settlement in Greenland, is located in North West Greenland, a mere 1,400 km from the North Pole. Mount Gunnbjörn, Greenland's highest mountain with 3,700 meters, is located in East Greenland.

## Population in Greenland by January 1<sup>st</sup>, 2023

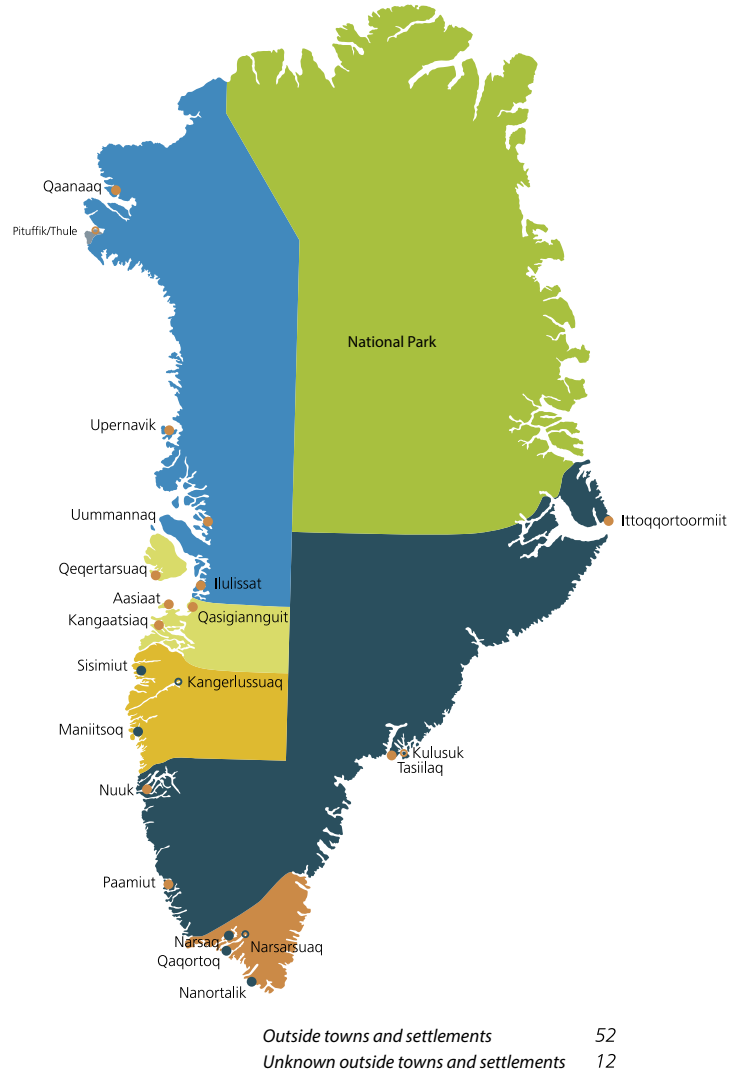
KOMMUNE KUJALLEQ	
<b>Narsaq</b>	1,312
Igaliku	35
Qassiarsuk	62
Narsarsuaq	139
<b>Qaqortoq</b>	3,005
Saarloq	26
Eqalugaarsuit	79
Qassimiut	14
<b>Nanortalik</b>	1,120
Aappilattoq	93
Narsarmijit	57
Tasiusaq	56
Ammassivik	43
Alluitsup Paa	164

KOMMUNEQARFIK SERMERSOOQ	
<b>Nuuk</b>	19,604
Qeqertarsuaasiaat	177
Kapisillit	43
<b>Paamiut</b>	1,173
Arsuk	72
<b>Tasiilaq</b>	1,904
Sermiligaaq	189
Isertoq	63
Kulusuk	226
Tiilerilaaq	93
Kuummiit	250
<b>Ittoqqortoormiit</b>	353

QEQQATA KOMMUNIA	
<b>Sisimiut</b>	5,436
Itilleq	91
Sarfannuguit	101
Kangerlussuaq	491
<b>Maniitsoq</b>	2,519
Atammik	192
Napasooq	70
Kangaamiut	291

KOMMUNE QEQTALIK	
<b>Aasiaat</b>	2,903
Akunnaaq	61
Kitsissuarsuit	54
<b>Qasigiannuguit</b>	1,037
Ikamiut	76
<b>Qeqertarsuaq</b>	845
Kangerluk	12
<b>Kangaatsiaq</b>	507
Attu	196
Iginniarfik	64
Niaqornaarsuk	233
Ikerasaarsuk	94

AVANNAATA KOMMUNIA	
<b>Qaanaaq</b>	630
Savissivik	50
Siorapaluk	41
Qeqertat	31
<b>Upernavik</b>	1,090
Upernavik Kujalleq	201
Kangersuatsiaq	141
Aappilattoq	149
Tasiusaq	249
Nuussuaq	181
Kullorsuaq	444
Naajaat	45
Innaarsuit	171
Nutaarmiut	43
Ikerasaarsuk	1
<b>Uummannaq</b>	1,407
Niaqornat	34
Qaarsut	161
Ikerasak	226
Saattut	259
Ukkusissat	144
<b>Ilulissat</b>	4,848
Oqaatsut	48
Qeqertaq	112
Saqqaaq	160
Ilimanaq	51



# POPULATION



## CITIZENSHIP

As of January 1<sup>st</sup> 2023, 1,958 non-Danish citizens live in Greenland, 276 of which have citizenship in another Nordic country.

Greenland's population lives in towns and settlements on the coast. Over 60 per cent live in the five largest towns – Nuuk, Sisimiut, Ilulissat, Aasiaat and Qaqortoq. Most of the population is born in Greenland.

After the 1960's, the populations in the towns grew rapidly, as they absorbed the net population growth as well as the migration from the settlements. This trend has been continuing for the last 50 years.

Greenland has a total populace overweight of men. This goes for those born in Greenland, and especially for those born abroad, for which 2/3 are men and 1/3 are women.

### Population by type of residence

	1983	1993	2003	2013	2023
Total population					
<b>Total</b>	<b>51,903</b>	<b>55,117</b>	<b>56,676</b>	<b>56,370</b>	<b>56,609</b>
Capital city	9,848	12,181	13,884	16,454	19,604
Main settlements	14,037	15,322	16,064	16,517	16,192
Larger settlements	14,861	15,124	14,802	13,530	12,406
Settlements	7,262	7,416	7,070	5,628	4,361
Smaller settlements	4,771	4,468	4,443	3,764	3,563
Smallest settlements	603	343	167	246	420
Other localities	521	263	246	231	63

Source: <https://bank.stat.gl/BEESTA>

### POPULATION FORECAST

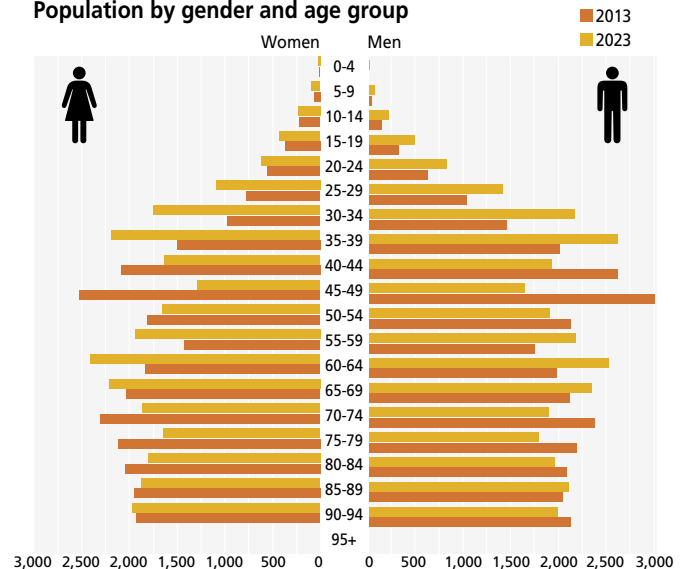
Towards 2050, Greenland's population will become older. Due to the large 1960's cohorts, and the subsequent drop in fertility, the elderly part of the population will increase during the next 20 years. Total populace will expectedly drop below 50,000, if no changes in fertility, mortality and migration take place.

### Population by type of residence, born in Greenland

	1983	1993	2003	2013	2023
Born in Greenland					
<b>Total</b>	<b>42,632</b>	<b>47,762</b>	<b>50,090</b>	<b>50,231</b>	<b>50,160</b>
Capital city	6,700	9,000	10,729	12,908	15,540
Main settlements	11,923	13,634	14,482	15,144	14,685
Larger settlements	12,859	13,759	13,785	12,878	11,843
Settlements	6,369	6,717	6,720	5,364	4,172
Smaller settlements	4,289	4,345	4,192	3,694	3,492
Smallest settlements	477	282	124	193	406
Other localities	15	25	58	50	22

Source: <https://bank.stat.gl/BEESTA>

### Population by gender and age group



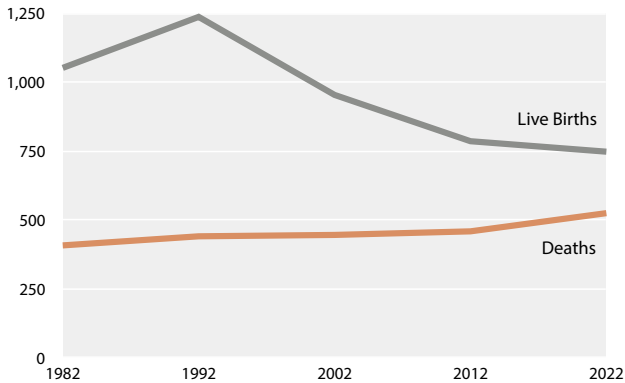
Source: <https://bank.stat.gl/BEESTA>

# DEATHS AND BIRTHS



Around 800 persons are born every year, and 500 die. Men and women born in Greenland have a shorter life expectancy than the average of the western world. This is primarily due to a high mortality rate caused by accidents and suicide.

## Live Births and Deaths



Source: <https://bank.stat.gl/BEEBBLO> and <https://bank.stat.gl/BEEBDM1>

In Greenland, men live to the age of 69.6 years on average, while women live to the age of 73.5 years

The general birth pattern has remained stable during the last ten years. Towns differ from settlements in fertility rate. Women in settlements give birth to more children than those in towns. However, fertility in the settlements has decreased in the past few years.

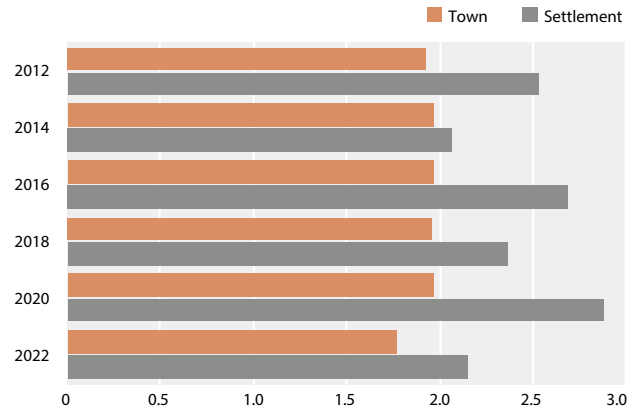
In the start 1960's, the general fertility was very high, causing the Health Authority to launch campaigns for contraceptive pills

and intrauterine devices in 1975. Even today, pregnancies more often result in legal abortions than in live births. Since the start 1970's, the fertility total has been constant, at around 2 births per woman.

## First birth

In Greenland, women give birth to their first child 3-5 years earlier than in the other Nordic countries. The mean age for Greenlandic primiparae is 25.0 years.

## Total fertility for women in towns and settlements



Source: <https://bank.stat.gl/BEEBBF>

In 2021, Aputsiaq and Marco are the most popular names for boys. Lea and Luna are the most popular names for girls.

# MIGRATION

Compared to the population size in Greenland, the internal migrations are significant, and have a big impact on the populace composition. An internal migration from outer districts to towns, primarily to Nuuk, has been going on for the last 50 years.

The majority of migrants are citizens of the Danish Kingdom, who move from Denmark to Greenland or vice versa. Greenland's constant need for summoned workforce requires the net emigration of foreign nationals to be continuously countered by immigration.

## Internal migration

	2002	2004	2006	2008	2010	2012	2014	2016	2018	2020	2022
Same town	10,280	11,217	12,490	12,102	13,755	13,129	14,322	14,383	14,126	10,935	11,032
Same settlement	945	960	1,271	1,266	1,215	1,191	1,119	1,045	1,058	777	712
Between towns	3,756	4,153	4,428	4,371	4,553	4,440	4,695	4,926	5,133	4,651	4,419
Between settlements	291	288	302	406	346	418	345	397	318	300	293
From settlement to town	1,158	1,090	1,240	1,319	1,325	1,359	1,403	1,264	1,233	982	1,009
From town to settlement	914	950	999	1,047	1,070	1,079	1,201	1,138	1,098	956	844
Others	72	81	51	122	49	82	25	26	20	6	16

Source: <https://bank.stat.gl/BEEBAF2B>

## Migration abroad, selected years

	2004	2006	2008	2010	2012	2014	2016	2018	2020	2022
<b>Net immigration</b>	<b>-236</b>	<b>-644</b>	<b>-639</b>	<b>-160</b>	<b>-709</b>	<b>-585</b>	<b>-306</b>	<b>-200</b>	<b>-41</b>	<b>-349</b>
<b>Immigrations, total</b>	<b>2,482</b>	<b>2,404</b>	<b>2,536</b>	<b>2,491</b>	<b>2,191</b>	<b>2,148</b>	<b>2,451</b>	<b>2,316</b>	<b>1,911</b>	<b>2,040</b>
Born in Greenland	922	892	915	1,061	871	1,055	1,108	1,081	790	686
Born outside Greenland	1,555	1,503	1,611	1,387	1,317	1,091	1,339	1,230	1,119	1,354
<b>Emigrations, total</b>	<b>2,718</b>	<b>3,048</b>	<b>3,175</b>	<b>2,651</b>	<b>2,900</b>	<b>2,733</b>	<b>2,763</b>	<b>2,514</b>	<b>1,953</b>	<b>2,389</b>
Born in Greenland	1,110	1,358	1,560	1,337	1,486	1,504	1,468	1,347	957	1,214
Born outside Greenland	1,587	1,682	1,604	1,270	1,414	1,225	1,285	1,164	993	1,169

Source: <https://bank.stat.gl/BEEBBIU2>

## FOREIGN NATIONALS

Greenland's international twist is growing, now representing 3.5 per cent of population total. The largest immigrant groups are Philippines, Thai and Icelanders. In 2012, 14,908 Greenlandic born lived in Denmark. In 2022, the number has risen to 16,801.

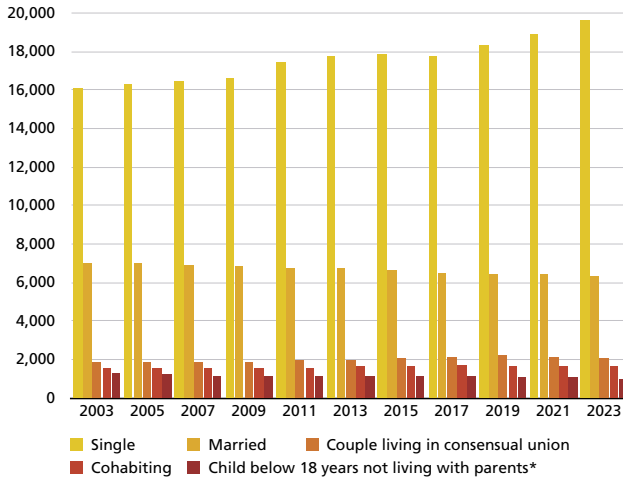




# FAMILIES

In 2023, 19,647 persons live as singles, which is 22 per cent more than 20 years ago.

## Number of families



\* Children below 18 and not living with parents include those living with other relatives, in foster care, in social institutions or dorms.  
Source: <https://bank.stat.gl/BEEFAM2>

The Greenlandic family structure has been changing during the last 50 years. Today, couples often live together without being married. The relations between persons in a household define family type. In brief, the family is defined as one or more persons from the same household, who are kin or couples.

## Families

In general, we define three family types; couples, singles and children not living at home. The couple or single family type can have children or youngsters living at home. A family consists of two generations at max. For instance, three generations living at one household would count as two or more families.

## HOUSEHOLDS

A household is defined as all persons living at the same address, regardless of how the persons are related. A household can consist of more than one family, while a family cannot be dispersed over more than one household.

## Number of persons in households

	2003	2005	2007	2009	2011	2013	2015	2017	2019	2021	2023
1 person	6,442	6,676	7,002	7,429	7,701	7,972	7,994	7,883	8,230	7,883	7,974
2 persons	4,883	5,033	5,164	5,296	5,324	5,453	5,543	5,587	5,598	5,688	5,748
3 persons	3,273	3,320	3,341	3,399	3,433	3,399	3,447	3,506	3,542	3,334	3,374
4 persons	2,665	2,744	2,693	2,629	2,719	2,711	2,646	2,614	2,524	2,678	2,679
5 persons	1,690	1,569	1,525	1,508	1,491	1,435	1,386	1,375	1,408	1,359	1,371
6 persons	818	829	805	714	692	688	628	656	564	623	592
7 persons	359	365	332	307	341	277	307	253	283	273	246
8 persons	171	146	147	136	127	113	111	120	121	138	131
9 persons	71	76	77	59	57	59	53	50	50	67	45
10 persons	31	36	39	25	17	20	22	23	18	29	39
11 persons	20	19	14	12	13	19	11	13	12	12	15
12+	57	60	46	60	51	57	60	57	57	64	77

Source: <https://bank.stat.gl/BEEHUS1>

# HEALTH



The health care system in Greenland is divided into five regions. Regional Hospitals are located in the towns; Ilulissat, Aasiaat, Sisimiut, Nuuk and Qaortoq. The hospital in Nuuk, Queen Ingrid's Hospital, is the Central Hospital of Greenland. In each region, outside of the main towns, there are health care centers, health care stations and rural health care consultations, which can be equipped with telemedicine.

Health care is provided free of charge for all permanent citizens of Greenland. Prescription medicine and birth control is free of charge. Most towns have public dental clinics and dental treatment is free of charge for permanent residents of Greenland.

Greenland is geographically a large country with a small population. Hence, residents of Greenland can be living far away from a health care center or a regional hospital. In case of serious illness citizens will be transported to the nearest hospital for medical examination and treatment. Patients in need of specialized treatment, e.g. cancer patients, are transferred to Queen Ingrid's Hospital in Nuuk or to a hospital in Denmark. In case of severe emergency, patients can be transferred to a hospital in Iceland.

Compared to the other Nordic countries, tuberculosis is more than 20 times as frequent in Greenland. Sexually transferred diseases are distinctly more frequent, while cancer is a par with the other Nordic countries. Suicide rate is 6-7 times higher than the other Nordic countries. This number has been stable during the past 25 years.

## Causes of deaths

	2011	2013	2015	2017	2019
	Number of deaths				
<b>Total</b>	<b>480</b>	<b>456</b>	<b>478</b>	<b>506</b>	<b>549</b>
Infectious diseases	16	21	20	16	17
Cancer	127	105	101	126	133
Endocrine and metabolic	2	10	6	15	11
Heart diseases	65	56	57	73	67
Other circulatory system diseases	28	32	35	52	41
Respiratory system	22	28	38	42	51
Digestive system	13	17	20	17	24
Accidents	17	21	25	36	38
Suicide	55	42	32	40	44
Homicide	1	3	3	6	4
Other	134	121	141	83	119

Source: <https://bank.stat.gl/SUELDA1>



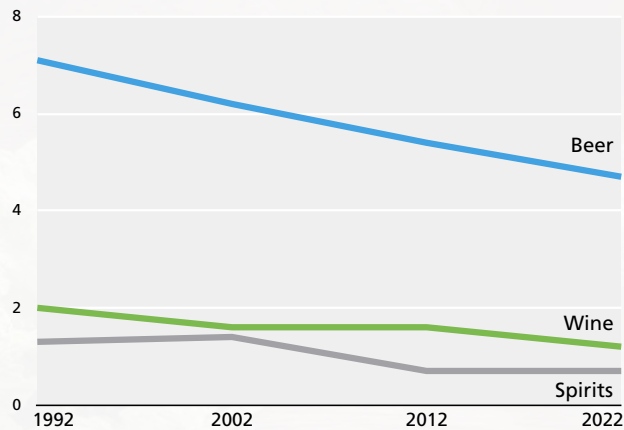
## CONSUMPTION OF ALCOHOL AND TOBACCO

Alcohol consumption has dropped by more than 30 per cent over the last 30 years, and is now at par with the other Nordic countries. Tobacco consumption has also dropped by more than 30 per cent during the same period of time.

Mads Pihl - Visit Greenland

### Import and production of alcoholic beverages

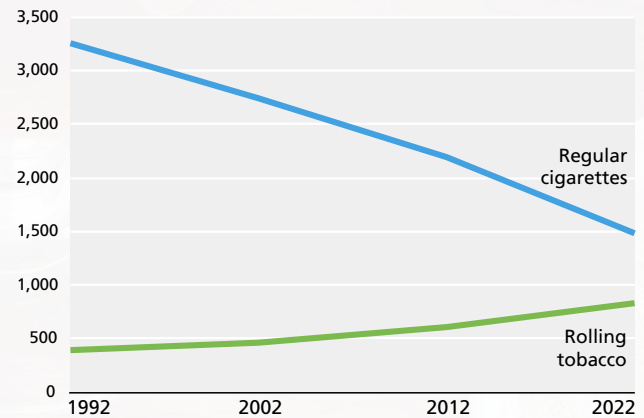
Litres of 100 pct. alcohol per person over 14 years



Source: <http://bank.stat.gl/ALEALK1>

### Import of tobacco

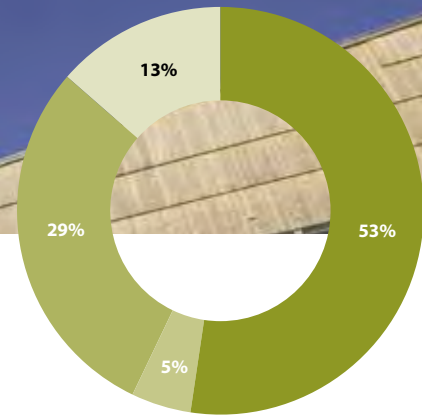
Number of cigarettes per person over 14 years



Source: <https://bank.stat.gl/ALETOB2>

# EDUCATION

**Educational attainment**  
25-64 years old,  
2021



© Anders Peter

Source: <https://bank.stat.gl/UDEISCPROD>

Ten years of primary and lower secondary education is mandatory in Greenland. Children start primary school at the year they turn six. Children from small settlements need to leave their home and move to the nearest town in order to attend 8-10 grade. Danish is taught as a second language from the first grade and English is taught from the lowest grades. After finishing elementary school, about half of the children do one year at a continuation school in Greenland or Denmark. Only 1 in 7 pupils proceed directly to upper secondary education.

Many young people have to move to another town to pursue an upper secondary education. Four towns have high schools, and most vocational educations are offered at ten main vocational colleges. The vocational educations alternate between theoretical classes and practical training in apprenticeships.

Greenlandic students starts in high school at age 20 in average, while the average age for students starting a vocational education is 26 years.

Greenland's University, Ilisimatusarfik, is located in the capital of Nuuk. It offers 11 bachelor programs and 3 master programs. Short-cycle higher educations are also offered at some vocational schools. As only a few higher educations are offered in Greenland, around 30 per cent of the students study abroad, the majority study in Denmark.

Education is free, and students receive a monthly student grant. Apprentices usually receive salary from the apprenticeship. Students that need to move to another town for studies are entitled to a dormitory room.

- Lower secondary school
- High School
- Vocational education
- Higher education

## Educational attainment

Though increasing, the education level in Greenland remains the lowest in the Nordic Nations. Over half of the population of 25-64 years old has no education above the lower-secondary level, compared to about ¼ in other Nordic countries.

## Choice of education

Women attain an education above lower-secondary level more often than men. 1 out of 10 men choose to start a higher education, while the number for women is 1 out of 5. Women primarily choose educations within welfare, business or higher education. Men primarily choose educations in engineering, construction, and transport services.

## Number of educations completed

		Greenland	Abroad
<b>High school</b>	2012	314	36
	2017	298	30
	2022	248	33
<b>Vocational education</b>	2012	401	10
	2017	407	23
	2022	361	13
<b>Higher education</b>	2012	133	82
	2017	133	117
	2022	177	74

Source: <https://bank.stat.gl/UDEISC11D>

# POLITICS

The Inatsisartut (Parliament of Greenland), with 31 members, and Naalakkersuisut (the Government) are both located in the capital Nuuk. The Head of Naalakkersuisut is termed "Naalakkersuisut Siulittaasuut". The remaining members are termed "Naalakkersuisut".

Elections for the Inatsisartut are held at least every four years. A candidate can run for a party or as an independent. After each election, the Inatsisartut appoints the Naalakkersuisut members and the Naalakkersuisut Siulittaasuut.

Greenland is divided into five municipalities; Kommune Kujalleq, Kommuneqarfik Sermersooq, Qeqqata kommunia, Kommune Qeqertalik and Avannaata Kommunia. Elections for the municipal boards are also held every four years. At the end of 2021, Greenland has five political parties. The two largest are Inuit Ataqatigiit ("Unified Inuit") and Siumut ("Forward").

Being a part of the Kingdom of Denmark, Greenland has two seats in Folketinget, the parliament of Denmark. The members are elected in conjunction with the election for the Danish parliament. From time to time, referendums about political decisions are held. In 1979, Greenland voted for home rule, and in 2008, it voted for self-rule. In 1982, Greenland voted for leaving the EU.

## Latest election to the Greenlandic Parliament, April 6<sup>th</sup> 2021

	Votes	Per Cent	Mandates	Elected women
<b>Parties</b>	27,109	100	31	10
Atassut	1,878	6.9	2	-
Demokraatit	2,454	9.1	3	2
Inuit Ataqatigiit	9,933	36.6	12	6
Siumut	7,986	29.5	10	2
Nunatta Qitornai	639	2.4	-	-
Naleraq	3,252	12.0	4	-
Samarbejdspartiet	376	1.4	-	-
Other	10	0.0	-	-

Source: The Election Board, Government of Greenland

## Election to the municipal Councils, April 6<sup>th</sup> 2021

	Greenland, total	Avannaata Kommunia	Kommune Qeqertalik	Qeqqata Kommunia	Kommuneqarfik Sermersooq	Kommune Kujalleq
Distribution of votes						
Atassut	7.3	12.0	8.1	11.8	2.8	6.1
Demokraatit	6.8	9.5	8.8	1.3	9.4	-
Inuit Ataqatigiit	36.9	16.9	53.2	20.8	45.1	50.9
Naleraq	10.5	12.1	1.4	24.9	9.6	-
Siumut	35.5	46.2	25.7	39.8	29.4	40.3
Nunatta Qitornai	0.9	2.2	-	-	1.2	-
Other	0.2	-	1.3	-	-	-

Source: The Election Board, Government of Greenland

# SOCIAL WELFARE

For social welfare, Greenland follows the Nordic Model. If certain requirements are met, citizens are entitled to income-replacing benefits in case of unemployment, disease and maternity. Persons with low or no income, who do not meet regularities, are entitled to public benefits.

Low-income families also have the right to housing subsidies and child benefits.

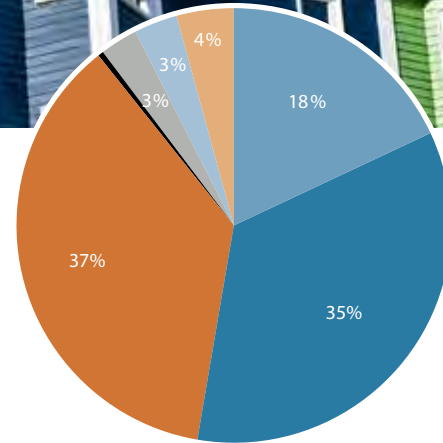
Residents with reduced work ability can apply for early retirement pension, if younger than 67 years. If 67 years or older, residents are always entitled to age pension. In addition, early retirees and senior residents may receive help and care in their home. If necessary, a nursing home place is offered.

Disabled residents are entitled to relief measures to compensate for the disability. The measures are highly individual. They may include help in daily life from a support person, being accompanied when travelling or full-time stay at a residential institution. Disabled residents may also be offered a protected workshop job.

## Recipients of public and unemployment benefits

	2017	2018	2019	2020	2021
Number of persons					
Recipients of public benefits	5,787	5,086	4,760	4,702	3,749
Recipients of unemployment and maternity benefits	2,894	2,533	2,253	2,314	2,124

Source: <https://bank.stat.gl/SOE004> and <https://bank.stat.gl/SOE006>



## Total social benefits, 2021

- Sickness and disability - 635 mio. DKK
- Old age - 1,223 mio. DKK
- Family and children - 1,292 mio. DKK
- Unemployment - 15 mio. DKK
- Housing - 99 mio. DKK
- Social exclusion - 114 mio. DKK
- Social protection etc. - 150 mio. DKK

Source: <https://bank.stat.gl/OFEFUNK>

## Recipients of pensions

	2017	2018	2019	2020	2021
Number of persons					
Recipients of age pension	3,783	3,767	3,806	3,937	3,797
Recipients of early retirement pension	2,286	2,392	2,396	2,406	2,526

Source: <https://bank.stat.gl/SOEAP1> and <https://bank.stat.gl/SOEFPE1>

## Recipients of housing subsidies and child benefits by time

	2017	2018	2019	2020	2021
Number of persons					
Recipients of housing subsidies	4,115	3,941	3,822	3,729	3,653
Recipients of child benefits	3,487	3,880	3,678	3,591	3,653

Source: <https://bank.stat.gl/SOEB501> and <https://bank.stat.gl/SOEBT01>

# CRIME

## THE PROBATION SERVICE

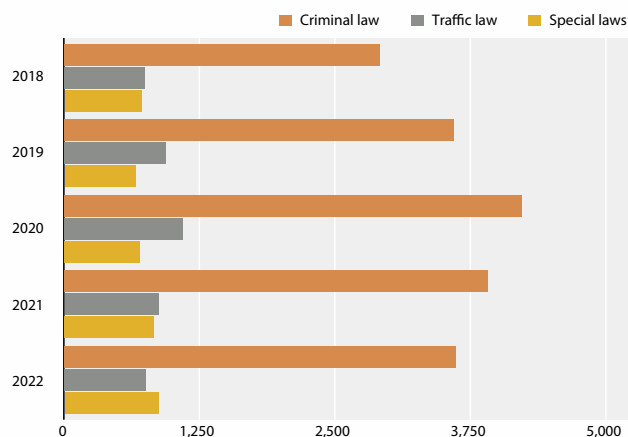
The Probation Service in Greenland oversees convicts who have been sentenced to probation terms, community service or legal psychiatric placement. The Probation Service also participates in crime prevention, in cooperation with the police, schools and Social Services.

The Greenlandic court system is comprised of four District Courts and The Court of Greenland, together representing the first court level. The High Court of Greenland represents the second court level. As the Greenlandic court system is still a part of the Danish court system, the Supreme Court of Denmark is third court level for Greenland.

The justice system in Greenland emphasizes resocialization. Convicts are generally allowed to maintain some degree of everyday life during imprisonment. Five correctional facilities exist in Greenland, distributed in towns of Ilulissat, Asiaat, Nuuk, Qaqortoq and Tasiilaq. Mentally deviant offenders can be sentenced to time indefinite imprisonment in Nuuk.

The crime statistics includes violations of the Greenlandic criminal law, plus a number of special laws including traffic law violations. The crime statistics is divided into subjects, mirroring the formal process in which a violation is handled, from initial report to charge, trial and verdict.

### Reported offenses, by type



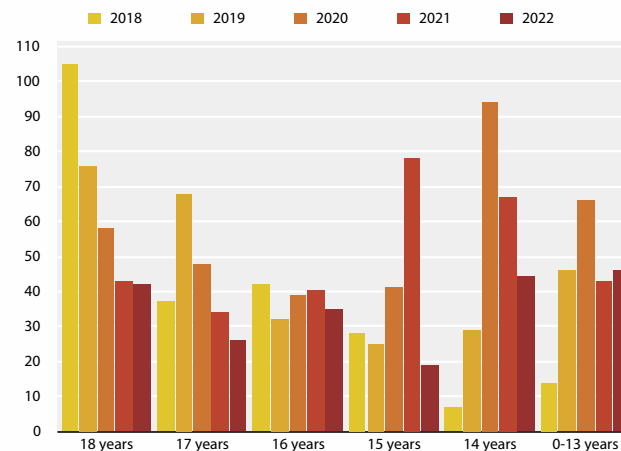
Source: <https://bank.stat.gl/KREAN>

### Number of charges and reported offences, by type

	2018	2019	2020	2021	2022
Number of reports					
Criminal law	2,925	3,596	4,222	3,920	3,610
Traffic law	748	948	1,101	878	767
Special laws	724	666	707	831	873
Number of charges					
Criminal law	1,902	2,475	2,792	2,526	2,019
Traffic law	684	844	1,020	758	653
Special laws	601	534	544	606	590
Rate of charges in per cent					
Criminal law	65.0	68.8	66.1	64.4	55.9
Traffic law	91.4	89.0	92.6	86.3	85.1
Special laws	83.0	80.2	76.9	72.9	67.6


Source: <https://bank.stat.gl/KREAN>

### Juvenile delinquency by age and number of cases with precautions



Source: <https://bank.stat.gl/KREAF>

# CLIMATE



Greenland is located in the Northern Polar region. The winters are cold and the summers mild with a local variation.

In North Greenland, the climate is High Arctic. Here, the summers are cool with midnight sun, while the winters are harsh and the polar night lasts one to five months. Mid and South Greenland generally has a Low Arctic climate. However, in the deep fiords of South Greenland, the climate is Sub Arctic, allowing for a few trees to grow.

The highest temperature measured in Greenland is 25.9 degrees Celsius on the West Coast of the country in July 2013. The coldest temperature is measured on the Ice Cap, and is down on -69.9 degrees Celsius.

Due to the cold climate, Greenland has a large need for heating. Since the 1990s, five hydropower plants have been built, supplying Nuuk, Qaqortoq/Narsaq, Sisimiut, Ilulissat and Tasiilaq. Before hydropower plants were introduced, power was produced from fossil fuels only. Smaller towns, settlements and outer districts still rely entirely on fossil fuels. A small amount of heating is produced from incineration of waste in treatment plants.

Air temperatures in 2022, selected towns

	Ilulissat	Kangerlussuaq	Nuuk	Narsarsuaq	Tasiilaq
Degrees in Celsius	Maximum temperatures				
<b>January</b>	5.4	7.0	5.9	9.8	5.2
<b>February</b>	1.1	2.1	1.3	2.4	0.8
<b>March</b>	4.9	6.0	5.2	11.4	4.7
<b>April</b>	6.2	8.9	3.3	14.3	7.1
<b>May</b>	7.2	15.3	8.3	17.3	8.1
<b>June</b>	15.2	18.8	13.8	20.2	13.4
<b>July</b>	17.3	20.5	16.6	20.1	14.9
<b>August</b>	14.4	18.2	13.1	16.8	14.0
<b>September</b>	15.8	19.9	15.5	18.2	16.4
<b>October</b>	7.9	10.4	8.8	13.4	7.0
<b>November</b>	4.0	5.2	1.8	10.8	10.2
<b>December</b>	8.8	10.0	8.3	9.1	10.2
	Minimum temperatures				
<b>January</b>	-19.4	-29.2	-13.0	-16.3	-17.3
<b>February</b>	-25.0	-36.7	-19.6	-22.0	-14.7
<b>March</b>	-22.2	-30.8	-18.2	-20.2	-16.8
<b>April</b>	-20.0	-18.9	-10.1	-4.6	-13.2
<b>May</b>	-12.8	-8.0	-7.2	-1.8	-8.4
<b>June</b>	-1.0	-0.4	-0.5	2.3	-4.2
<b>July</b>	3.1	2.8	0.7	4.8	-0.1
<b>August</b>	1.4	-0.1	2.4	2.6	-0.6
<b>September</b>	-1.4	-2.2	0.6	1.9	-0.7
<b>October</b>	-8.6	-11.4	-3.8	-9.1	-4.4
<b>November</b>	-14.6	-24.6	-8.2	-10.1	-6.5
<b>December</b>	-19.4	-31.2	-10.7	-22.4	-19.2

Source: <https://bank.stat.gl/ENE1MID>



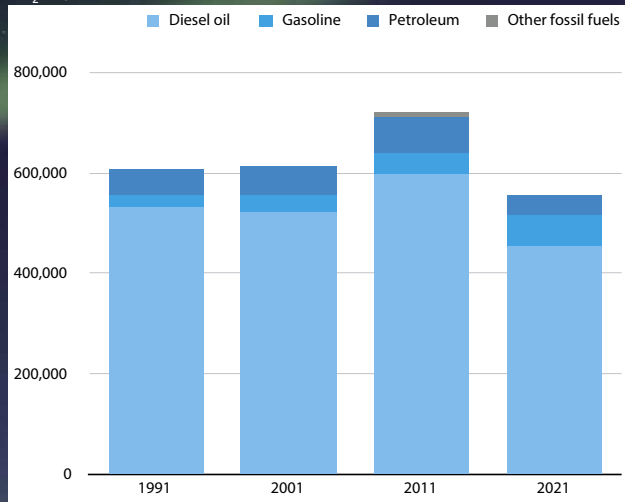
## Actual energy consumption

	1991	2001	2011	2021
	Tera Joule			
Gas oil	7,271	6,964	7,991	6,035
Gasoline	322	484	571	856
Kerosene / Jet Fuel	710	777	1,010	561
Diesel Fuel Arctic	0	158	173	170
LPG	12	7	4	3
Aviation Gasoline	0	0	1	0
Fueloil	0	0	82	1
Wasteoil	9	9	9	9
Waste heat	0	80	91	102
Hydropower	0	572	1,138	1,521

Source: <https://bank.stat.gl/ENE1ACT>

## Emission of Greenhouse Gases from consumption of fossil fuels

CO<sub>2</sub>-equivalents in tonnes



Source: <https://bank.stat.gl/ENE2CO2e>



Mads Pihl - Visit Greenland

# CULTURE

Greenland's cultural identity is a mix of globalism and tradition. Towns have a vibrant life, with sports facilities and leisure activities, while life in the remote areas is more traditional, and most towns have their own museum, which tells the local cultural history.

Nuuk houses National Theatre, which produces a Performing Art repertoire, based on Greenlandic culture and tradition. The number of shows varies from year to year, and some shows go on countrywide tours. The National Theatre is also school for actor students.

Kalaallit Nunaata Radioa (KNR) is Greenland's Public Service national radio and TV Company, broadcasting a range of news-, entertainment-, and sports programs. A number of local radio and TV stations also exist, in addition to the two national newspapers Atuagagdliutit (AG) and Sermitsiaq, which have weekly issues.

A number of towns have local papers, a handful of minor publishing companies also exist. Greenland has a long literate tradition, as almost everybody could read and write from the 1840s on. Most towns have their own choirs.

Folk dance is also popular. The traditional dances are European, and were introduced in Greenland by whalers and early colonists in the 17<sup>th</sup> and 18<sup>th</sup> century.

Drum songs and dances constitute the original Inuit music tradition, and have become increasingly popular these days. Greenland has a relatively high number of performing musicians, mainly in the rock and pop genres.

## Language

Greenland's main language is Greenlandic, which belongs to the Eskimo-Aleut language family. Various dialects exist, but West Greenlandic is coined Official Greenlandic of the orthography. One of the longest word on Greenlandic with 153 letters goes:

"Nalunaarasuartaateerannngualioqatigiiffissualioriaataallaqqisupilorujussuannngortartuinnakasinngortinniamisaalinguat-sialaluallaqqooqigaminngamiaasiinngooq".

This means:

"There were reports that they apparently – God knows for how many times – once again had considered whatever I, my poor condition despite, still could be considered to be quite adept and resourceful as initiator to put a consortium together for the establishment of a range of small radio stations".

## Visits to National Museum of Greenland

	2017	2018	2019	2020	2021	2022
	Number of visits					
<b>Total*</b>	12,646	12,342	19,391	9,274	11,108	18,013
<b>Children</b>	3,799	3,909	4,311	2,974	2,891	3,125
<b>Adults</b>	8,847	8,433	15,080	6,300	8,217	8,760

\* Numbers do not include visits in entrance  
Source: Greenland National Museum

## Broadcasts by KNR (Greenlandic Radio/TV)

	2017	2018	2019	2020	2021	2022
	Hours per year					
<b>Radio, total</b>	3,536	3,496	3,199	3,013	3,063	2,976
<b>TV, total</b>	623	832	797	634	846	824

Source: KNR

# LABOUR MARKET

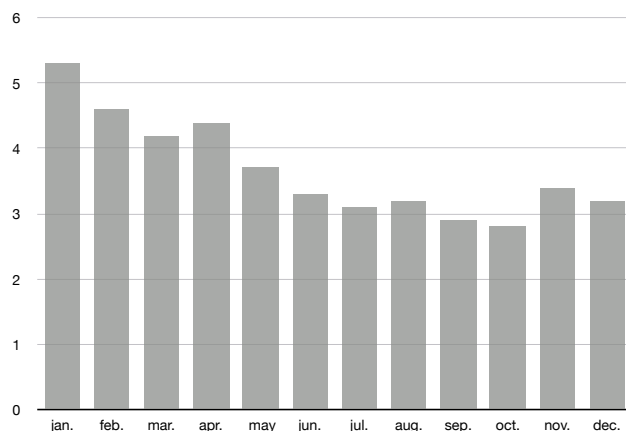
## CHOICE OF PROFESSION

Over 40 per cent of all jobs are found in the public sector. More than 60 per cent of employed women are working in the public sector. For men, fishing, hunting, agriculture and public administration and service are the most popular choices.

A large proportion of the Greenlandic labour market is public jobs in municipalities or the Government of Greenland. In towns, most people work as employees. In settlements, a large proportion are mainly huntsmen and fishermen. In general, the Greenlandic labour market follow the Scandinavian model having employee- and employer organizations, wage agreements and an extensive legislation for worker protection, arbitration, vacation and workers compensation. Persons without Danish or Nordic citizenship can achieve a residence and work permit.

The unemployed part of the work force has a high proportion of unskilled workers. Around 84 per cent have no education, apart from primary school. For the highly educated, the unemployment rate is very low.

### Unemployment rate (pct.) in average per month, 2021



Source: <https://bank.stat.gl/ARELED48>

Another distinct feature in the Greenlandic labour market is a large seasonal variation in employment, due to the climate and the geographic dispersion, which limits mobility.

### Main employment by industry and nationality, 2021

	Total	Greenland	Denmark	Europe	Outside Europe
— Number of employed persons in average per month —					
<b>Total</b>	<b>28,909</b>	<b>25,432</b>	<b>2,828</b>	<b>179</b>	<b>470</b>
Fishing, hunting & agriculture	4,465	4,168	181	16	100
Mining and quarrying	118	90	24	4	0
Manufacturing	224	202	21	1	0
Electricity and water supply	435	369	64	2	1
Construction	2,268	1,887	329	42	10
Wholesale	3,020	2,674	245	4	97
Hotels and restaurants	777	523	98	8	148
Transportation	1,953	1,712	209	21	11
Business activities	1,775	1,316	383	15	59
Public administration and service	12,910	11,750	1,084	51	25
Other industries	297	247	38	3	10
Activity not stated	669	495	151	13	10

Source: <https://bank.stat.gl/AREBFB07>

# BUSINESS

The economic activity in Greenland is dominated by few large industries. About 1/3 of the revenue generated by the companies is created within the fisheries and fisheries-related industry and trade. The other big industries is wholesale and retail, where revenue also accounts for just under a 1/3 of the total turnover of the companies.

The value added, which is created in the companies is greatest within the fishery, where it represents more than 1/3 of the total value added.

Greenland's business life is dominated by large publicly owned enterprises. The largest companies with a 100 per cent ownership of Self-government are Royal Greenland A/S (fishing industry), KNI A/S (retail and oil business), Royal Arctic Line A/S (shipping), Air Greenland (air traffic) and Tusass (telecommunication).

	Value added					Turnover				
	2016	2017	2018	2019	2020	2016	2017	2018	2019	2020
	DKK million					DKK million				
Fishing and other related industries	2,883	2,526	2,695	2,796	1,919	6,977	6,224	6,495	6,782	5,928
Mining	-136	-98	-55	-85	-27	87	97	99	92	142
Manufacturing	161	167	172	164	167	408	405	417	430	433
Construction	885	975	1,020	1,111	1,233	2,215	2,399	2,426	2,747	3,532
Wholesale and retail trade; repair of motor vehicles and motorcycles	1,206	1,237	1,236	1,231	1,256	6,290	6,366	6,476	6,466	6,573
Transportation and storage	1,153	1,195	1,333	1,363	1,330	2,283	2,469	2,673	2,618	2,518
Accommodation and food service activities	192	199	198	209	145	399	424	431	422	321
Information and communication	690	642	615	573	623	1,142	1,126	1,100	1,094	1,082
Financial and insurance activities	214	368	310	349	310	554	607	489	507	530
Real estate activities	326	332	340	363	472	429	460	449	477	552
Professional, scientific and technical activities	171	187	187	205	208	256	284	292	329	347
Administrative and support service activities	144	165	180	171	160	491	524	475	311	276

Source: <https://bank.stat.gl/ESERESBAL>, <https://bank.stat.gl/ESENGL>

# BUSINESS STRUCTURE

The dominant form of business in Greenland is the mode of operation proprietorship. Under this mode of operation are registered fishermen fishing in the coastal sea. The second most common mode of operation is other types of companies.

About half of the total salary is paid by limited companies.

## Business statistics

Business statistics is the basis for analysis of the business structure in Greenland. The focus is on Greenlandic companies outside public administration, defense and social insurance. This means that the company's share of companies and government-controlled companies are included in the survey, but that large parts of the public sector are generally not included.

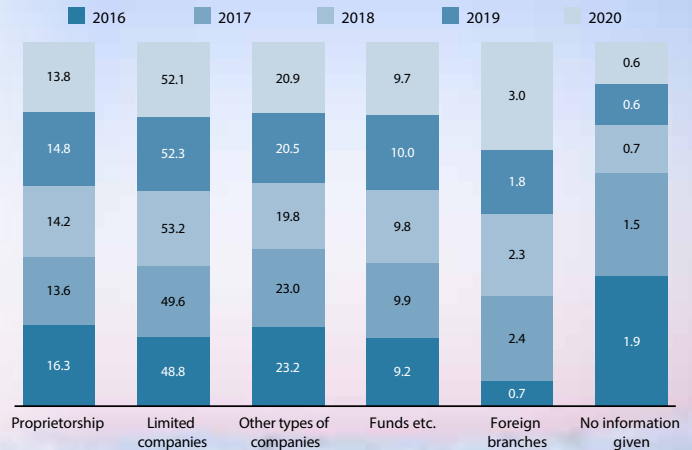
The main sources of business statistics are Statistics Greenland's employment and income registers, both derived from Tax Agency data.

## Number of enterprises

	2016	2017	2018	2019	2020
Proprietorship	2,970	2,886	2,974	3,006	2,724
Limited companies	137	134	136	137	135
Other types of companies	562	567	503	521	501
Funds etc.	173	172	163	178	166
Foreign branches	31	83	57	53	61
No information given	87	152	129	92	82
Total	3,960	3,994	3,962	3,987	3,669

Source: <https://bank.stat.gl/ESE2A>

## Percentages of salaries



Source: <https://bank.stat.gl/ESE2A>

# FISHING

Fishing is Greenland's single most important trade. Fishing for prawns and Greenlandic halibut and some other species is regulated by quota and license regulations decided by the government. Fishing comes in two breeds; coastal - and offshore fishing. Coastal fishing supplies land-based factories, while the offshore fishing fleet primarily consists of factory vessels with on-board production.

## Sled dogs

Greenlandic dogs from the North- and East Greenlandic sled areas, in which the dogs are primarily used for fishing, hunting and tourism, require a special permit to be moved to West- and South Greenland. Likewise, it takes a special permit to move dogs from West- and South Greenland to North- and East Greenland. This is enforced to prevent mix-breeding of the Greenlandic sled dog.

The land based fishing industry is dominated by two companies; the government-owned Royal Greenland, and the private owned Polar Seafood. Royal Greenland is Greenland's largest company. In recent years, a number of private seafood enterprises have appeared on the scene.

Greenland has bilateral or trilateral fisheries agreements with the Faroe Islands, Norway and Iceland, and has a general fisheries agreement with the EU. Greenland has the legal authority regarding the fisheries sector, and Greenland's Fishery Control authority (GFLK) deploys observers on Greenlandic and international vessels, primarily on shrimp trawlers.

## Fishing vessels

In 2022, Greenland's fishing fleet consists of 279 vessels, 1,606 dinghy boats, 243 dog sleds and 635 snowmobiles licensed for fishing. Furthermore, 263 dinghy boats have license to recreational fishing.



### Total landing of fish and shellfish in coastal and offshore fishing, selected species

	2017	2018	2019	2020	2021	2022
	1,000 tonnes					
<b>Shellfish, total</b>	<b>47.6</b>	<b>50.8</b>	<b>54.1</b>	<b>57.0</b>	<b>58.4</b>	<b>57.1</b>
Snow crab	2.2	2.6	2.8	2.5	2.8	2.7
Northern prawn	45.4	48.2	51.3	54.5	55.6	54.4
<b>Fish, total</b>	<b>72.6</b>	<b>67.0</b>	<b>68.7</b>	<b>60.7</b>	<b>58.9</b>	<b>56.8</b>
Chars	0	0	0	0	0	0
Greenland cod	0	0	0	0.1	0.1	0
Wolffish	0.2	0.2	0.2	0.2	0.3	0.2
Greenland halibut	28.1	32.0	35.6	30.6	33.8	34.3
Other species	0.1	0.1	0.2	0	0	0
Capelin	0.4	0.3	0.8	0.6	0.4	0.3
Redfish	0.2	0.2	0.1	0.1	0.2	0.1
R. grenadier	0	0	0	0	0	0
Lumpfish	7.5	6.7	7.6	9.0	4.5	4.9
Atlantic cod	36.2	27.6	24.2	20.1	19.7	17.1

Source: <https://bank.stat.gl/FIE012>

### Total catch of fish and shellfish by offshore fishing, Greenlandic vessels

	2017	2018	2019	2020	2021	2022
	1,000 tonnes					
<b>Greenland halibut</b>	9.4	9.1	10.2	11.9	12.4	12.4
<b>Atlantic cod</b>	17.4	17.5	18.2	17.4	22.7	29.4
<b>Capelin</b>	26.2	11.4	0.0	0	14	43.8
<b>Atlantic halibut</b>	0	0	0	0	0	0
<b>Haddock</b>	1.4	1.2	1.0	0.9	1.1	0.8
<b>Herring</b>	12.2	2.8	3.2	3.2	2.9	6.2
<b>Icelandic scallop</b>	0.5	0.7	0.7	0.5	0.6	0.6
<b>Mixed fish</b>	1.0	1.1	1.2	0.9	0.5	2.1
<b>Saithe</b>	0.4	0.5	0.4	0.5	0.4	0.5
<b>Deep sea prawn</b>	40.5	40.3	44.3	53.0	52.3	57.0
<b>Redfish</b>	4.5	3.1	2.7	2.4	1.8	1.0
<b>Catfishes</b>	0	0	0	0	0	0
<b>Blue whiting</b>	20.5	23.3	19.8	19.6	19.3	18.8
<b>Mackerel</b>	45.8	63.5	30.2	25.6	33.4	17.6
<b>Other species</b>	1.0	0.5	0.0	0	0.1	0.1

Source: <https://bank.stat.gl/FIE008>



# HUNTING

Huntsmanship has been a way of life in Greenland for generations. Even today, hunting provides an important supplement to the economy of the families. Hunting is regulated by means of seasons and permissions. A hunting license is mandatory for anyone, who wants to hunt. The general license comes in two breeds; professional and recreational. In addition, a specific license is needed when hunting species limited by quota. The quota system regulates the number of animals available for hunting.

Professional hunting license holders usually do not make a full living from hunting. In addition, they will often do dinghy fishing in summer and ice fishing in winter.

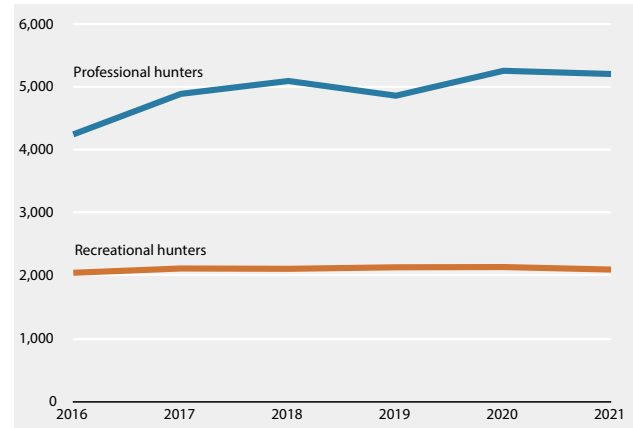
Seal still plays an important role. The sealskin is usually traded, while the meat is consumed or used for dog fodder in sled dog districts. About 50 per cent of traded sealskin is tanned by Great Greenland, the country's only tannery.

A number of whale species have hunting quota. The meat and the skin are consumed in Greenland only. Reindeer and musk ox are the most important land species. Primarily sheep and lamb are butchered at Neqi A/S. Skin of land mammals are traded as well. Bird hunting is regulated by means of quota. A number of species are not quota-regulated. In general, the police enforce the hunting regulations.

## UNESCO WORLD HERITAGE

Aasivissuit – Nipisat at Kangerlussuaq is a unique cultural landscape, stretching from the Ice Cape, by the vast reindeer hunting grounds, to the fiords and islands of the coast. The area holds a plethora of prehistoric remains, which testify to 4,500 years of human history.

## Hunting licenses



Source: <https://bank.stat.gl/FIEBEVIS>

## Catches of mammals and birds

	2016	2017	2018	2019	2020	*2021
	Numbers of catch					
Seals'	107,981	92,236	98,682	99,898	93,259	71,740
Whales''	3,623	3,773	4,400	4,446	5,583	5,613
Landmam- mals'''	18,148	17,355	15,587	17,961	16,246	12,210
Birds''''	111,672	102,914	80,402	78,176	90,171	60,971

\* Preliminary figures

' Ringed seal, harp seal, hooded seal, bearded seal, harbour seal and walrus

'' Beluga whale, narwhale, killer whale, harbour porpoise, pilot whale, atlantic white-sided dolphin, minke whale, bowhead whale, humpback whale and fin whale

''' Polar hare, reindeer, musk ox, arctic fox and polar bear

'''' Guillemot, eider, king eider, squaw, mallard, fulmar, theist, little auk, black-legged kitti, canada goose, barnacle goose, short nest goose and ptarmigan

Source: <https://bank.stat.gl/FIEFANGST>



# AGRICULTURE

Agriculture in Greenland is mainly based on sheep farming with summer grazing of sheep and lamb. A modest number of poultry, bees, horses, cattle and domesticated reindeer are held. Winter feed for animals is grown, along with potatoes and vegetables for the home market. Agriculture exists almost only in the deep fiords of South Greenland, due to the sub-arctic climate of this region.

In a historical context, Greenlandic agriculture dates back to the Late Viking Age, where Norse settlers colonized Southwest Greenland in 982 and lived there up til mid-15<sup>th</sup> century. In 1782, today's sheep farming tradition was founded in Igaliku, literally on the ancient Norse fields as a hobby business. In 1924, the first full-scale farm was established at Erik the Red's old settlement in Qassiarsuk.

Over the last decades, sheep farms have become fewer and bigger, often two or three generations join forces on running a farm.

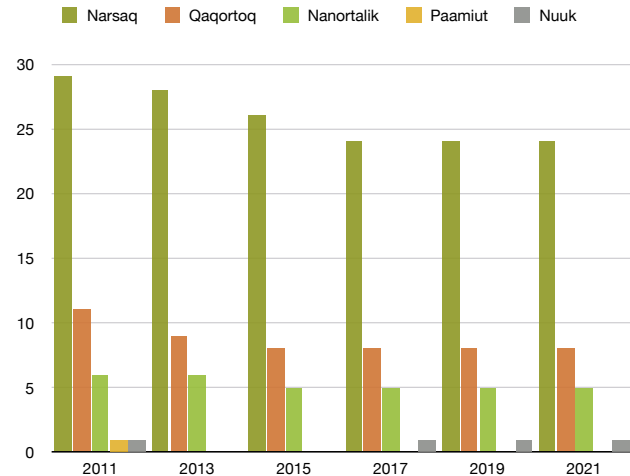
## Livestock

	2011	2013	2015	2017	2019	2021
	Number of animals					
Sheep	20,232	19,994	17,501	17,785	17,785	18,184
Tame reindeer	3,000	3,000	3,000	3,000	3,000	3,000
Cows	79	125	146	193	300	356
Horses	161	132	151	152	129	146
Fowls	215	191	165	168	189	219
Beehives	4	4	6	6	...	....

Source: <https://bank.stat.gl/FIEHDYR>

Upernaviarsuk is South Greenland's experimental farm. Here, an arctic climate test program is carried out for the most common crops and winter feeds. Upernaviarsuk also runs an agricultural school, offering educations in sheep farming, production gardening and greenhouse gardening.

## Farms by location



Source: <https://bank.stat.gl/FIEHEKBEDD>

## UNESCO WORLD HERITAGE

350 sq. km<sup>2</sup> cultural and agricultural Kujataa landscape in South Greenland was inscribed as UNESCO World Heritage in 2017. Kujataa consists of five areas around the Tunulliarfik and Igaliku Fiords.

# TOURISM

Tourists enter Greenland by international flights into Ilulissat, Kangerlussuaq, Nuuk, Narsarsuaq, Kulusuk and Nerlerit Inaat in Ittoqqortoormiit or by cruise ships. Inside Greenland, travelling usually means a combination of flight and sailing.

Accommodation standards differ; from hotels to bed and breakfasts in towns, to private accommodation in settlements. Camping is an option too, though it requires preparation.

The Disko Bay area has the predominant part of cruise tourism and hotel stays, and is the best-developed tourism market in Greenland. It also has the highest number of tourism operators. The Kangerlussuaq and Narsarsuaq airports were built as American WWII military airports, and later on handed over to Greenland. They are located on mainland, where weather is more stable. This makes them good hubs for outdoor tourism. Kulusuk in East Greenland has many one-day visits from Iceland. East Greenland is also a popular destination for advanced outdoor tourists. A few outdoor tourists dare venture across the Ice Cap, usually between Kangerlussuaq and Tasiilaq. This requires a special permit from the government. Outdoor tourism peaks in the summer season, but maintains some activity in winter as well. Cruise season generally runs from spring to fall.

## THE WORLD'S LARGEST NATIONAL PARK

The World's largest National Park is located in North East Greenland, with an area of 972,000 km<sup>2</sup>. The only residents are the Sirius dog sled special force and weather stations staff.

## UNESCO WORLD HERITAGE

The Ilulissat Icefiord (Sermeq Kujalleq) has been UNESCO World Heritage since 2004. It is the size of 66,000 soccer fields. Every day it produces an amount of ice equal to New York's yearly water consumption.

Norris Niman  
- Visit Greenland

## Number of international passengers by airport

	2014	2016	2018	2020	2022
<b>Total</b>	<b>69,580</b>	<b>80,806</b>	<b>85,306</b>	<b>30,785</b>	<b>85,484</b>
Kangerlussuaq	52,526	61,762	66,820	28,815	69,036
Narsarsuaq	4,371	5,111	4,696	45	4,374
Kulusuk	6,363	5,764	5,114	278	4,256
Nerlerit inaat	336	357	869	261	807
Nuuk	3,859	4,720	4,700	1,296	5,263
Ilulissat	2,125	3,092	3,107	90	1,748

Source: <https://bank.stat.gl/ITUEUPAX>

## Hotel guests by nationality

	2014	2016	2018	2020	2022
Number of guests					
Greenland	43,277	57,501	57,163	43,767	68,076
Nordic countries	21,852	23,918	23,037	10,441	44,619
Germany	2,668	2,440	2,945	413	3,676
France	555	748	1,672	110	1,211
Italy	291	365	528	51	607
The Netherlands	281	253	324	41	469
Great Britain	855	1,595	1,320	312	2,245
Rest of Europa	2,612	2,035	4,188	320	2,691
USA	3,050	2,767	2,677	287	2,953
Japan	393	583	307	16	165
Canada	599	716	906	201	824
Other countries	2,873	3,301	2,820	283	2,374
Unknown	567	0	3,413	3,288	7,418

Source: <https://bank.stat.gl/ITUEHOT>

# TRANSPORTATION



Transportation in Greenland is very different from the other Nordic countries. Due to the climate and geography, Greenland has no railroads or roads to connect towns and settlements. Passengers and goods are transported only by sea and air. Most towns have paved roads and cars, while smaller towns and settlements usually have gravel or dirt roads. Bigger towns have busses and most of the towns have taxis.

## Number of registered motor vehicles in 2022



	Buses	Taxis	Cars and vans	Snowmobiles	Other motor vehicles*
<b>North Greenland</b>					
Qaanaaq	-	-	25	24	64
Upernavik	1	3	68	288	96
Uummannaq	1	9	124	453	128
Ilulissat	24	30	645	322	225
Qasigiannuguit	1	3	77	101	73
Aasiaat	1	18	257	147	104
Kangaatsiaq	-	-	4	15	9
Qeqertarsuaq	1	-	60	193	58
<b>West Greenland</b>					
Sisimiut	23	30	913	795	488
Maniitsoq	3	14	235	87	101
Nuuk	39	74	4,392	327	983
Paamiut	2	1	99	32	73
<b>South Greenland</b>					
Narsaq	1	10	109	40	107
Qaqortoq	6	18	308	32	128
Nanortalik	-	2	61	16	57
<b>East Greenland</b>					
Tasiilaq	4	4	92	191	123
Iltoqqortoormiit	-	-	7	92	72

\*ATV and 4-wheelers, construction machineries, trucks, motorcycles, emergency vehicles and other unspecified vehicles.

Source: <https://bank.stat.gl/ENEMO2DI>

Greenland's major airline company, Air Greenland, maintains international flight routes to Denmark and Iceland as well as all domestic flight and helicopter routes. The main gateway to Greenland is the former American air base in Kangerlussuaq. Nuuk, Ilulissat and Kulusuk have Air Greenland also routes bound for Iceland. Moreover, Air Iceland maintains routes between Reykjavik and Nuuk, Ilulissat, Narsarsuaq and Kulusuk.

Greenland's largest shipping company, Royal Arctic Line, has freight routes to towns and settlements. Arctic Umiaq Line's passenger ship, Sarfaq Ittuk, maintains passenger routes on the West Coast most of the year. Several minor passenger routes also exist. Travel by sea to the far northern and eastern regions is impeded by the sea ice during wintertime. Greenland has no international passenger ship routes, but is itself a popular destination for cruise ships from US, Canada and Europe.



## Flight passengers by airport type

	2017	2018	2019	2020	2021
	Number of passengers				
International traffic	184,133	192,905	197,038	87,672	110,118
Domestic traffic	214,103	218,590	217,173	124,762	146,000
Helicopter traffic	27,064	32,040	28,790	20,189	23,913

Source: Greenland Airports

## NORTH- AND EAST GREENLAND

In the outer districts of North and East Greenland, snowmobiles and dog sleds are used for local transportation when the sea is covered by ice in wintertime. In summer, dinghy boats are used.

# INCOME

## INCOME AND TAX

In Greenland, residents pay 42-44 per cent tax from personal income, depending on the municipality. Base tax credit is 4,833 DKK monthly.

© Maksym Kapiuk

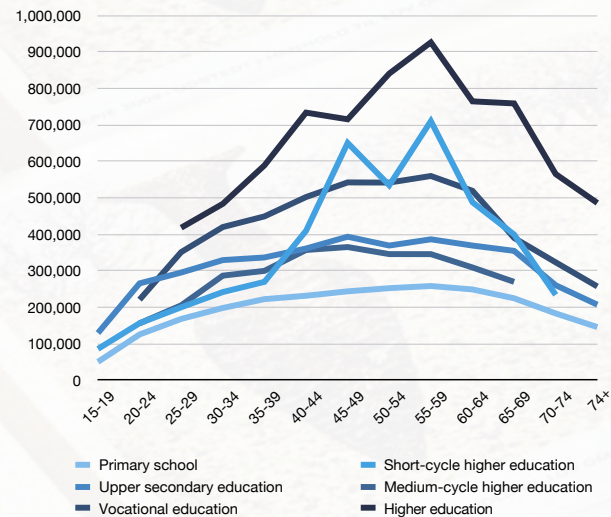
In settlements, income level is considerably lower than in towns. However, the size of this difference depends on the municipality. The difference in average gross income between settlements and towns is most significant in Kommuneqarfik Sermersooq. Here, the average income of a Nuuk resident is more than twice the average income of a settlement resident.

In 2021, women had an average gross income of 240,000 DKK, while men held an average gross income of 295,000 DKK. Hence, on a national level the average man had an income 23 per cent higher than the average woman. However, men are overrepresented in the typical economically active groups, and women are overrepresented in the oldest age groups. This may in part cause the difference in income.

In Greenland, income correlates with education level. When the level of education increases, the level of income increases as well.

The income inequality in Greenland is higher than the Nordic average.

## Average gross income by educational background and age, 2021



Source: <https://bank.stat.gl/INEPI104>

## Average gross income by municipality and place of residence, 2021

	Greenland total	Kommune Kujalleq	Kommuneqarfik Sermersooq	Qeqqata Kommunua	Kommune Qeqertalik	Avannaata Kommunua
Town	280,001	229,234	323,752	266,690	221,453	245,753
Settlement	188,036	181,502	161,724	245,703	163,884	182,295

Source: <https://bank.stat.gl/INEPI101>

# PRICES

Price is a measure for living costs, and the indexes are primarily used to track the inflation. The consumer price index is a measure for actual prices paid by consumers for goods and services. It mirrors the sum of changes in consumer prices, including those caused by changes in taxes, duties and subsidies. Hence, it is a compound expression of pure market changes and legislative price changes.

## Consumer price index and sub-indices ( Jan. 2008=100)

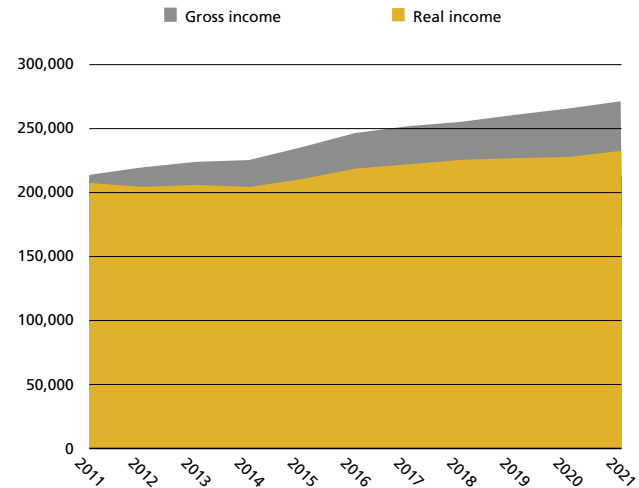
	Jan. 2013	Jan. 2015	Jan. 2017	Jan. 2019	Jan. 2021	Jan. 2023
<b>Consumer price index, total</b>	<b>113.8</b>	<b>117.0</b>	<b>118.8</b>	<b>120.1</b>	<b>123.3</b>	<b>127.0</b>
Food and beverages	121.5	126.5	133.5	136.7	139.3	147.5
Alcohol and tobacco	109.8	113.3	116.2	119.1	128.0	133.0
Clothing and footwear	100.3	97.3	94.3	94.0	90.4	90.6
Gross rent (dwelling)	127.6	132.8	129.6	126.5	129.1	127.7
Furniture, household, equipment etc.	116.0	122.2	122.3	115.8	117.4	122.7
Medical care and health expenses	121.8	124.5	126.0	127.8	127.8	131.5
Transportation	112.7	117.4	123.7	119.8	127.2	128.5
Communication	95.5	87.3	86.5	87.8	83.7	85.5
Recreation and entertainment etc.	95.3	95.5	97.8	103.8	103.9	114.2
Restaurants and hotels	112.6	115.6	118.6	122.5	134.0	137.9
Miscellaneous goods and services	106.1	108.5	108.7	112.1	115.6	119.5

Source: <https://bank.stat.gl/PREPRISV>

The population's actual spending power is called purchasing power or real income. Spending power is closely related to the balance between income level and price level. Real income increases if income growth is higher than price growth.

Consumer prices have been slightly increasing in recent years, with yearly increases from 0 to 2 per cent

## Real income trends 2010=100



Source: Statistics Greenland



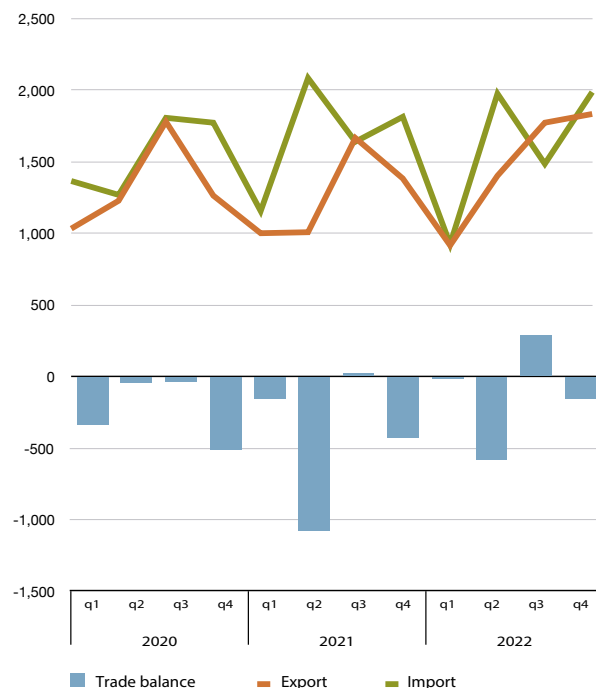
# FOREIGN TRADE

Greenland has a one-sided production and demands a wide range of goods, which necessitates extensive foreign trading. Apart from fishing and hunting, Greenland has a very limited domestic production of commodities. This causes import to include more or less all goods necessary in households, businesses and institutions. As the majority of Greenland's exports consist of fish and shellfish, Greenland is very dependent on the fishing sector and the international buyer prices.

The fishing industry provides over 90 per cent of Greenland's export. The most important species are Codfish, Greenland halibut, mackerel, crab and prawn.

Trade balance is a measure of export value minus import value of goods.

Trade balance DKK Million



## Values of import and export by SITC

	2020		2021*		2022*	
	Import	Export	Import	Export	Import	Export
	DKK million					
<b>Total</b>	<b>6,218</b>	<b>5,305</b>	<b>6,698</b>	<b>5,060</b>	<b>6,375</b>	<b>5,928</b>
Provisions and livestock	945	4,861	935	4,783	1,056	5,837
Alcoholic beverages and tobacco	183	0	192	0	204	0
Raw materials, inedible	46	7	51	7	55	12
Mineral fuels and lubricants etc.	509	0	872	0	1,451	0
Animal or vegetable fats and oils	8	-	7	0	8	3
Chemicals and chemical products	337	0	360	0	441	1
Manufactured products mainly semi-manufactured products	870	13	950	8	1,066	16
Machinery and transport equipment	2,592	326	2,657	183	1,381	32
Manufactured products	603	5	595	5	635	16
Miscellaneous articles and transactions	126	92	79	74	79	10

\* Preliminary figures

Source: <https://bank.stat.gl/IIESITC>

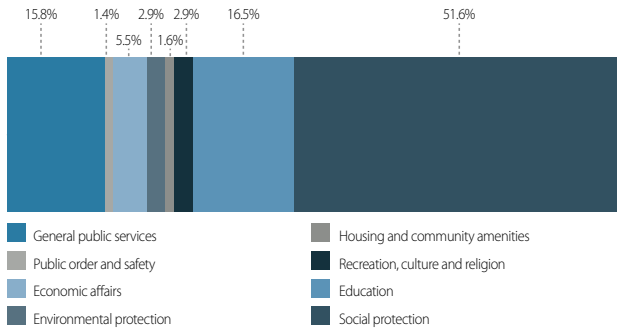
# PUBLIC FINANCES

Public finances consist of activities in the general government of administration and services. The general government consists of three sectors; the municipal sector, the self-government sector and the State of Denmark. The general government finances are negotiated through the appropriation law every year.

The central government sector includes activities still managed and financed directly by the State of Denmark. In compliance with international guidelines, only expenses held in or at Greenland are accounted.

The general government of administration and services include authorities and institutions, which predominantly provide non-market services and redistribute income and wealth. Most public services are available free of charge for citizens and enterprises. Public expenditures are mainly financed through taxes and block grants from the Danish state. However, some services are financed through duties or user fees.

## Expenditures in municipalities, 2021



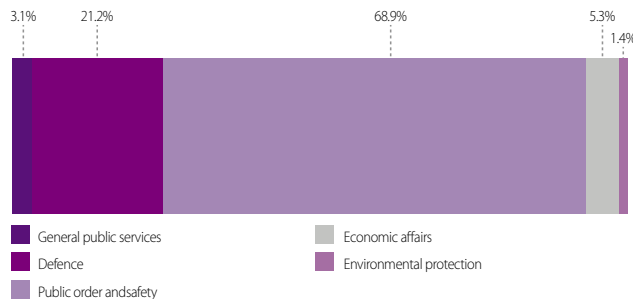
Source: <https://bank.stat.gl/OFEFUNK>

## Expenditures in Selfgovernment, 2021



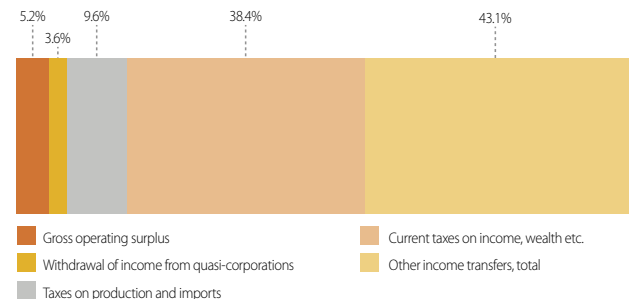
Source: <https://bank.stat.gl/OFEFUNK>

## Expenditures in Central government, 2021



Source: <https://bank.stat.gl/OFEFUNK>

## Revenue of general government, 2021



Source: <https://bank.stat.gl/OFEREA1>

# NATIONAL ACCOUNTS

National accounts provide an overall picture of Greenland's economy. The National Accounts system is a set of definitions and classifications, without which it would not be possible to obtain an overview of the immense number of financial transactions, which take place in Greenland's economy.

The key figures for the annual national accounts show the main results for Greenland's economy. The balance of demand and supply shows the supply in the form of Greenlandic production (GDP), imports and demand in the form of household consumption, government consumption, gross investments and exports.

National accounts are compiled according to international guidelines, which make them comparable between countries.

## GDP

The National Accounts are calculated from constant prices (chained values) and from current prices. National accounts in constant prices (chained values) have been adjusted for price developments. Accordingly, the development in real GDP (chained values) expresses the real economic growth.

## Trends in GDP

	2016	2017	2018	2019	2020*	2021*
	Current prices					
GDP, million DKK	18,224	18,829	19,296	19,990	20,169	20,344
Per capita, 1,000 DKK	327	338	346	357	360	361
Annual growth in percent	8.4	3.3	2.5	3.6	0.9	0.9
	2010-prices, chained values					
GDP, million DKK	14,983	14,990	15,084	15,511	15,540	15,741
Per capita, 1,000 DKK	269	269	270	277	277	279
Annual real growth in percent	4.7	0.1	0.6	2.8	0.2	1.3

\* Preliminary figures

Source: <https://bank.stat.gl/NRE10>





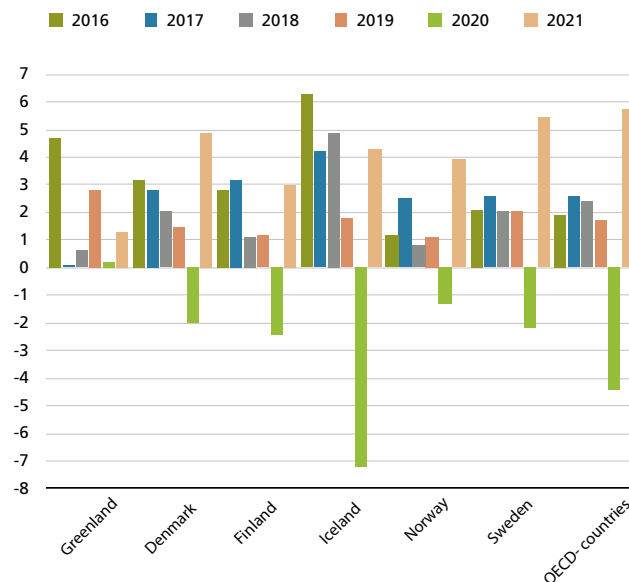
## Supply and demand

	2016	2017	2018	2019	2020*	2021*
	Current prices, mio.DKK					
Gross Domestic product	18,224	18,829	19,296	19,990	20,169	20,344
Imports of goods and services	8,214	8,193	8,745	10,225	9,428	10,114
<b>Supply</b>	<b>26,438</b>	<b>27,022</b>	<b>28,042</b>	<b>30,215</b>	<b>29,597</b>	<b>30,458</b>
Household consumption	6,828	6,928	6,943	7,005	7,116	7,289
Government consumption	7,717	7,986	8,325	8,755	8,820	9,178
Gross investment	4,464	4,446	4,195	6,251	6,410	6,782
Exports of goods and services	7,429	7,662	8,578	8,205	7,251	7,209
<b>Final demand</b>	<b>26,438</b>	<b>27,022</b>	<b>28,042</b>	<b>30,215</b>	<b>29,597</b>	<b>30,458</b>
	Period to period real growth in per cent					
Gross Domestic product	4.7	0.1	0.6	2.8	0.2	1.3
Imports of goods and services	11.0	-3.5	2.4	15.1	-5.8	5.9
<b>Supply</b>	<b>6.7</b>	<b>-1.1</b>	<b>1.2</b>	<b>6.7</b>	<b>-1.9</b>	<b>2.8</b>
Household consumption	1.5	0.9	1.5	0.5	0.4	3.2
Government consumption	1.8	1.7	3.0	4.0	-1.8	1.4
Gross investment	10.9	-4.1	-6.9	46.9	0.4	6.5
Exports of goods and services	15.2	-3.8	3.6	-5.4	-5.6	0.7
<b>Final demand</b>	<b>6.7</b>	<b>-1.1</b>	<b>1.2</b>	<b>6.7</b>	<b>-1.9</b>	<b>2.8</b>


\* Preliminary figures.

Source: <https://bank.stat.gl/NRE1>

## Real growth in GDP in Greenland and OECD-countries



Source: <https://stats.oecd.org>



# KEY FIGURES

## Geography

Location	The world's largest non-continental island, located on the North American continent between the Arctic Ocean and the North Atlantic Ocean, north east of Canada. The northernmost point of Greenland, Oodaap Qeqertaa, is only 706 km from the North Pole. The southernmost point is Cape Farwell which is at about the same latitude as Oslo in Norway
Geography	Greenland dominates the North Atlantic between North America and Europe. The population lives in towns and settlements along the coast
Geographical coordinates	72 00 N, 40 00 W (the geographical centre of Greenland)
Area	2,166,086 km <sup>2</sup> (the largest island in the world - 12 <sup>th</sup> largest country in the world)
Ice-free area	410,449 km <sup>2</sup>
Coastline	44,087 km
Geographic extent	North-South 2,670 km, East-West 1,050 km
Highest point	Gunnbjørn Fjeld 3,700 m in East Greenland
Terrain	The flat, gradually sloping icecap covers all but a narrow, mountainous, barren, rocky coast. The ice cap is up to 3 km thick and contains 10 per cent of the world's resources of fresh water
Climate	Arctic to subarctic; cool winters and cold summers in which the mean temperature does not normally exceed 10° C (the traditional definition of polar climate)
Mean temperature, January	Nuuk -6.5° C, Kangerlussuaq -13.5° C, Ilulissat -9.2° C, Kulusuk -6.4° C (2022)
Mean temperature, July	Nuuk 7.3° C, Kangerlussuaq 11.1° C, Ilulissat 8.8° C, Kulusuk 6.8° C (2022)
Natural resources	Zinc, lead, iron ore, coal, molybdenum, gold, platinum, uranium, copper, nickel, rare earth metals, hydropower and possibly oil and gas
Plant life	Low-growing mountain and tundra plants, mosses, lichens, heather, crowberry, bog, whortleberry, and dwarf birch

## Animal life

Fish, seals, walruses, whales, polar bears, arctic foxes, arctic wolves, reindeer, musk oxen, Greenland collared lemmings, snow hares, and a rich bird life which comprises some 50 breeding species. Livestock in South Greenland are following, sheep, tame reindeer, cows, horses, dogs and fowls. In North Greenland and East Greenland dogsleds are used for hunting and fishing purposes

## National parks

The national park of Greenland comprises approximately 972,000 km<sup>2</sup> in the north eastern part of the country

## Area conservation acts

Melville Bay and Sarfartoq (The Paradise Valley) by Maniitsoq are under conservation acts. The Ilulissat icefjord, Aasivissuit - Nipisat and Kujataa landscapes are UNESCO world heritage

## Population

Population	56,609 (Jan. 2023)
Density	0.14 per km <sup>2</sup> of ice-free area (Jan. 2021)
Population in the capital	Nuuk: 19,604 (Jan. 2023)
Population in towns	49,690 (Jan. 2023)
Population in settlements	6,854 (Jan. 2023)
Population growth rate	0.01 per cent (2023)
Death rate, total	10.8 deaths per 1,000 inhabitants (2021)
Net migration	-349 (2022)
Infant mortality rate, total	15.7 deaths per 1,000 live births (2021)
Life expectancy	Women 73.53, men 69.65 (2016/2021)
Total fertility rate	1.8 per woman aged 15-49 years (2021)
Demonym	Noun: Greenlander(s). Adjective: Greenlandic
Place of birth	Born in Greenland: 89 per cent. Born outside Greenland: 11 per cent (Jan. 2023)
Religions	The majority of the population is evangelical Lutherans
Languages	Greenlandic (Kalaallisut), Danish

## Government

Government type	Parliamentary democracy within a constitutional monarchy
Dependency status	Part of the Kingdom of Denmark. Home-rule since 1979. Self-governing region since 2009
Capital	Nuuk
National holiday	21 <sup>st</sup> June (the longest day of the year)
Legal system	Danish
Suffrage	18 years of age; universal
Membership of the EU	From January 1 <sup>st</sup> 1973 to February 1 <sup>st</sup> 1985
Head of state	HMS Queen Margrethe II of Denmark
Head of government	Múte Bourup Egede (Inuit Ataqatigiit)
Legislative branch	Inatsisartut (the parliament with 31 seats)
Judiciary	Kredsret/Court of Greenland, High Court of Greenland and Supreme Court of Denmark
The Greenlandic flag	The sun (red) ascending over the horizon and the ice cap (white) in the flag's upper half, mirrored in opposite colors in the lower half

## Economy

GDP	DKK 15,741 million (preliminary figures 2021)
GDP - real growth rate	1.3 per cent from 2020 to 2021 (preliminary figures)
Average gross income per household	1 <sup>st</sup> decile: DKK 45,744. 10 <sup>th</sup> decile: DKK 1,249,593 and Average: DKK 409,492 (2021)
Inflation rate (consumer prices)	2.7 per cent (January 2022 - January 2023)
Labour force	28,933 permanent residents, aged 18-66 (monthly average 2021)
Unemployment rate	3.7 per cent on average per month of permanent residents aged 18-66 (2021)
Budget	Income DKK 12.8 billion. Expenditure DKK 12.6 billion including capital expenditure of DKK 1.1 billion (2021)
Industries	Fish processing (mainly prawns and Greenland halibut), handicrafts, hides and skins, small shipyards, tourism and mining

Electricity - consumption	358 GWh (2021)
Agriculture - products	Sheep, cows and reindeer
Exports	5,924 DKK million (preliminary figures 2022)
Exports - commodities	Provisions and livestock
Exports - partners	Denmark, Iceland
Imports	6,375 DKK million (preliminary figures 2022)
Imports - commodities	Machinery and transport equipment, manufactured goods, provisions and livestock, petroleum products
Imports - partners	EU (primarily Denmark and Sweden)
Block grant	3,942.6 DKK (2021) and 3,986.0 DKK (2022) million in subsidies from Denmark
Currency	Danish Kroner (DKK)
Exchange rates	USD 100 = DKK 676.81, EUR 100 = DKK 745.40 (May 1 <sup>st</sup> , 2023)

## Communications

Telephones - mobiles	68,711 (2021)
Country calling code	299
Television broadcast stations	Kalaallit Nunaata Radioa (national television) and some local television stations
Newspapers	Atuagagdliutit/Grønlandsposten (AG) and Sermit-siaq

## Transportation

Railways	0 km
Ports and harbours	13 towns have ports and most of the settlements on the coast have port facilities
Airports	13 airports, 43 helipads

Sources: CIA World Factbook, Greenland Airports, Tusass and Statistics Greenland



# MORE INFORMATION ABOUT GREENLAND



You can find more comprehensive information on number of statistical areas on <https://bank.stat.gl>

-  **Mount Gunnbjörn**
-  **Melville Bay**
-  **Valley of Paradise**
-  **UNESCO world heritage**
-  **National park**

