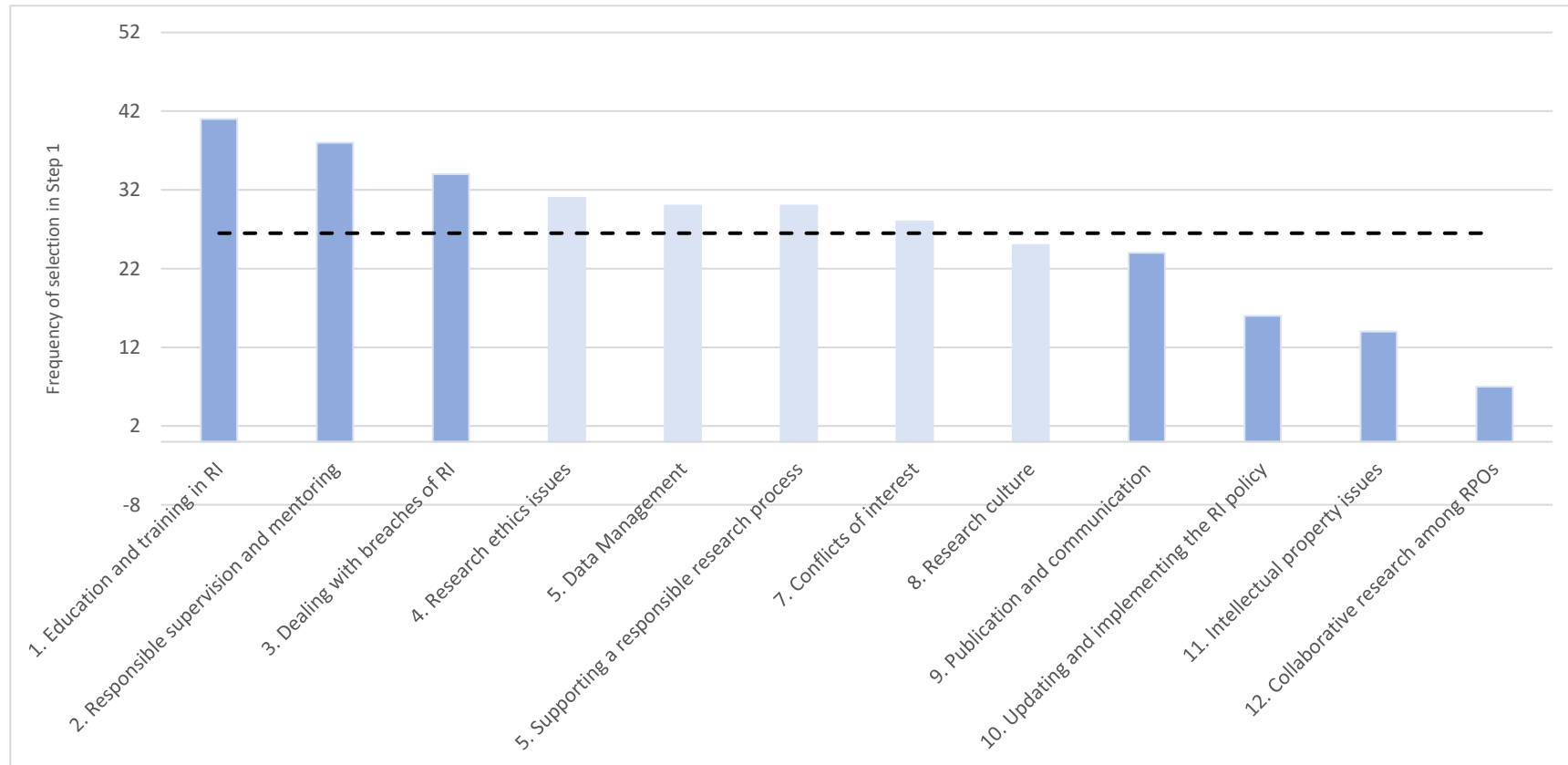


## Appendix 6: Results of the prioritization and ranking exercise

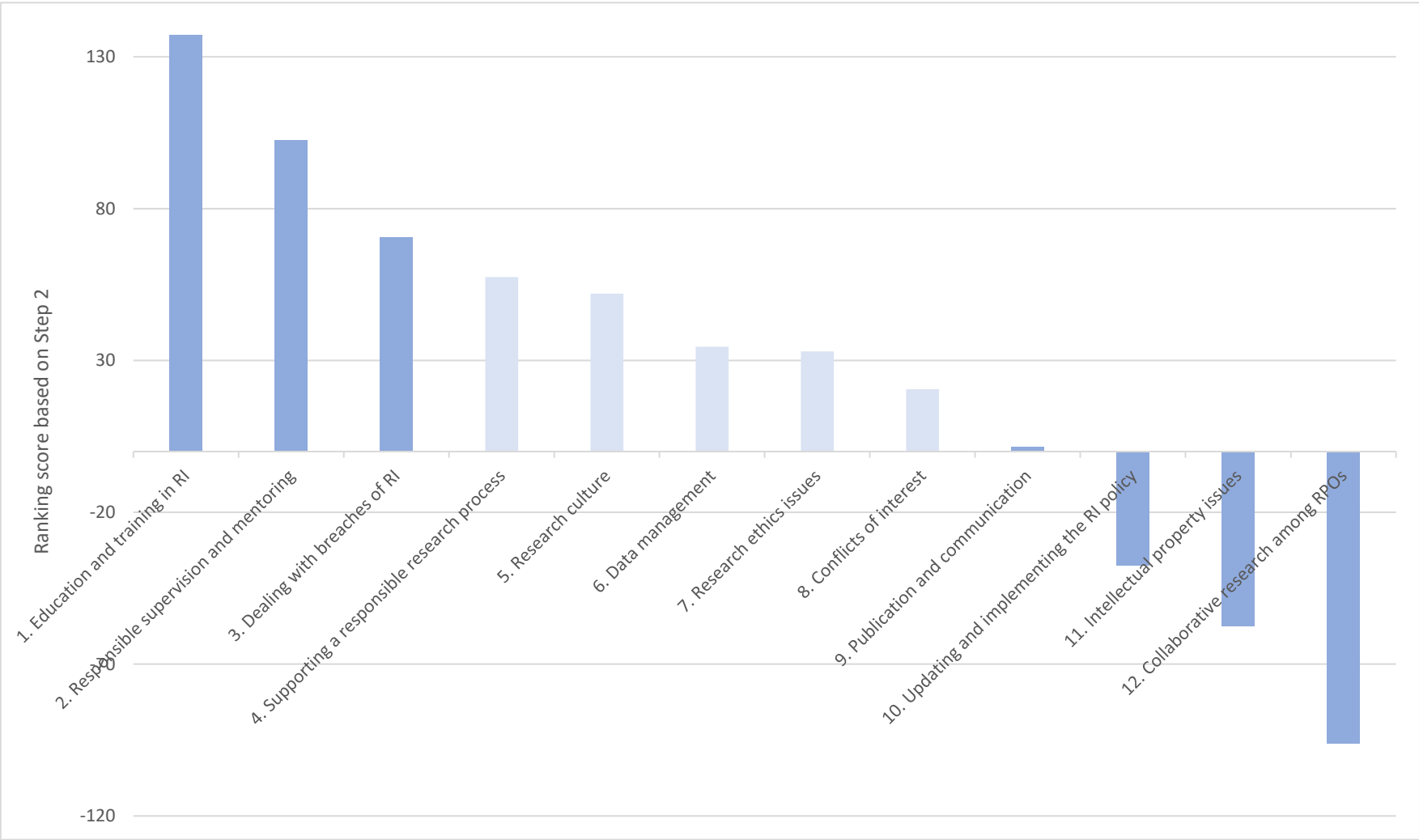
### 1. Prioritization and ranking of the RPO topics

Figure 1 shows how often each RI topic was prioritized by experts in Step 1 of the prioritization and ranking exercise:



**Figure 1 How often each topic was prioritized.** 53 experts took part in this exercise, so each topic could be selected a maximum of 53 times. The black dotted line represents 50% of respondents. The bars that are in dark blue represent the topics that received the same ordering in Steps 1 and 2 of the prioritization and ranking exercise.

Figure 2 shows the total ranking score of each topic.



**Figure 2** The total ranking score of each topic. Topics with a higher ranking score received a higher ranking place. The bars that are in dark blue represent the topics that received the same ordering in Steps 1 and 2 of the prioritization and ranking exercise.

Figure 3 is an example that illustrates how the total ranking score was calculated for the topic 'Research culture' (Phase B of the analysis of the prioritization and ranking exercise). Table 1 shows an overview of the number of experts who were assigned each ranking score for each topic.

- 28 experts did not prioritize 'Research culture' [score -2.5]

Among those who prioritized 'Research culture':

- 3 experts ranked it last [score 1]
- 1 expert ranked it second last [score 2]
- 2 experts ranked it third last [score 3]
- 1 expert ranked it third highest [score 4]
- 1 expert ranked it second highest [score 5]
- 17 experts ranked it highest [score 6]

**Total ranking score =  $(28 * -2.5) + (3 * 1) + (1 * 2) + (2 * 3) + (1 * 4) + (1 * 5) + (17 * 6) = 52$**

**Figure 3 Example:** Calculating the total ranking score for the topic 'Research culture'.

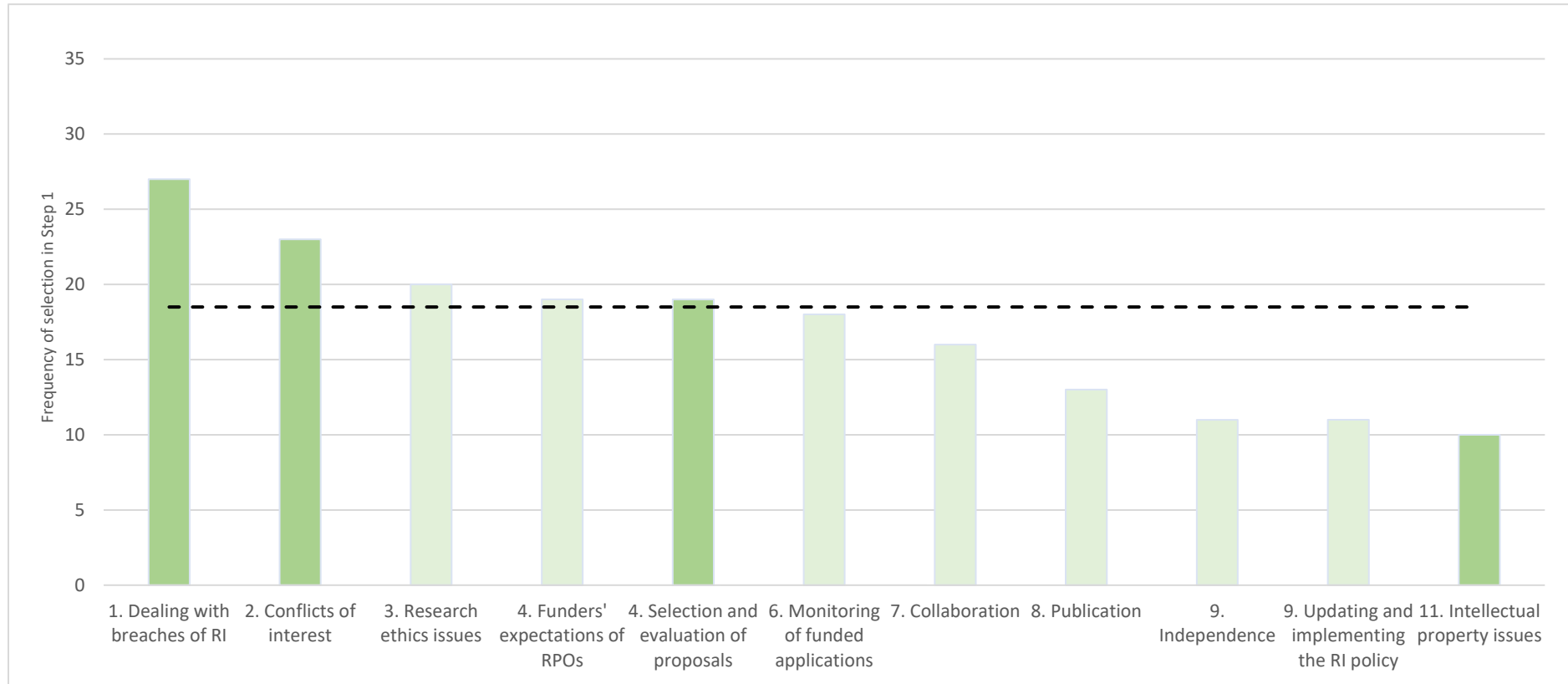
Table 1: Ranking scores per topic

Topic	Ranking score							Total ranking score
	6	5	4	3	2	1	-2.5	
<b>Education and training in RI</b>	9	9	9	7	4	3	12	137
<b>Responsible supervision and mentoring</b>	2	10	10	7	8	1	15	102.5
<b>Dealing with breaches of RI</b>	4	7	8	4	4	7	19	70.5
<b>Supporting a responsible research process</b>	7	5	5	5	5	3	23	57.5
<b>Research Culture</b>	17	1	1	2	1	3	28	52
<b>Data Management</b>	1	7	4	7	3	8	23	34.5
<b>Research ethics issues</b>	5	1	3	5	9	8	22	33
<b>Conflicts of interest</b>	3	3	3	5	9	5	25	20.5
<b>Publication and communication</b>	3	4	2	4	5	6	29	1.5
<b>Updating and implementing the RI policy</b>	1	3	4	4	2	2	37	-37.5
<b>Intellectual property issues</b>	0	3	3	1	3	4	39	-57.5
<b>Collaborative research among RPOs</b>	1	0	1	2	0	3	46	-96

*This table represents the number of experts (text not in bold) who were assigned each ranking score per topic in Phase B of the analysis of the prioritization and ranking exercise.*

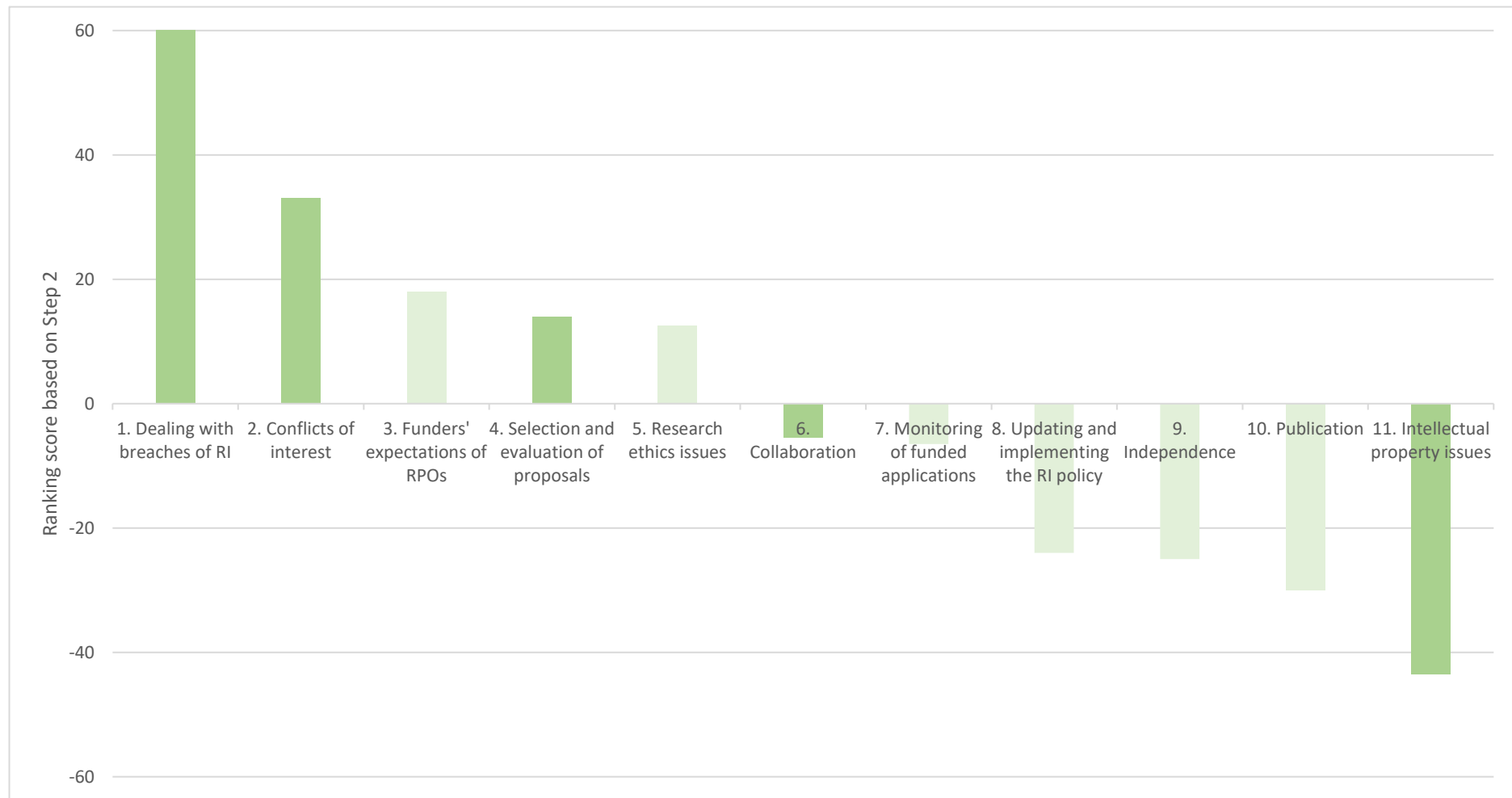
## 2. Prioritization and ranking of the RFO topics

Figure 4 shows how often each RI topic was selected to be prioritized by experts in Step 1 of the prioritization and ranking exercise:



**Figure 4 How often each topic was prioritized.** 37 experts took part in this exercise, so each topic could be selected a maximum of 37 times. The black dotted line represents 50% of respondents. The bars that are in dark green represent the topics that received the same ordering in Steps 1 and 2 of the prioritization and ranking exercise.

Figure 5 shows the total ranking score of each topic.



**Figure 5** The total ranking score of each topic. Topics with a higher ranking score received a higher ranking place. The bars that are in dark green represent the topics that received the same ranking place in Steps 1 and 2 of the ranking exercise.

Table 2 shows an overview of the number of experts who were assigned each ranking score for each topic.

*Table 2: Ranking scores per topic*

Topic	Rank						Total ranking score
	5	4	3	2	1	-2.5	
<b>Dealing with breaches of RI</b>	6	8	6	1	5	11	62
<b>Conflicts of interest</b>	4	6	3	5	5	14	33
<b>Funders' expectations of RPOs</b>	5	5	2	5	2	18	18
<b>Selection and evaluation of proposals</b>	5	2	6	2	4	18	14
<b>Research ethics issues</b>	3	3	4	6	4	17	12.5
<b>Collaboration</b>	3	4	2	3	4	21	-5.5
<b>Monitoring of funded applications</b>	1	1	5	7	3	20	-6.5
<b>Updating and implementing the RI policy</b>	5	2	2	0	2	26	-24
<b>Independence</b>	4	3	2	0	2	26	-25
<b>Publication</b>	1	2	2	3	5	24	-30
<b>Intellectual property issues</b>	0	1	3	5	1	27	-43.5

*This table represents the number of experts (text not in bold) who were assigned each ranking score per topic in Phase B of the analysis of the prioritization and ranking exercise.*