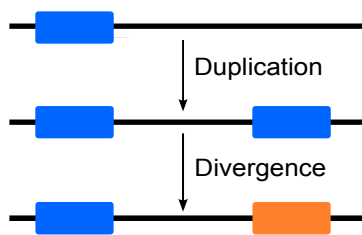


### a. Duplication



Number of LSGs  
expression support loci (gene model)

417 (22.25%)  
270 (180)

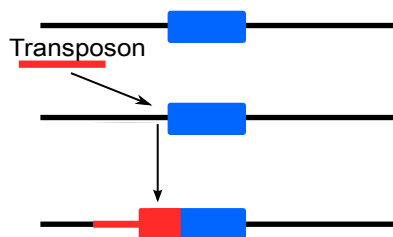
### b. Intergenic hit in *A.lyrata*

Species A (A.thaliana specific)



423 (23.65%)  
86 (53)

### c. Transposon Exaptation



175 (9.71%)  
115 (57)

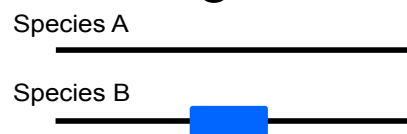
### d. Out-of-frame CDS hit in *A.lyrata*

Species A (A.thaliana specific)




111 (6.2%)  
63 (41)

### e. Intergenic hit non-Brassicaceae



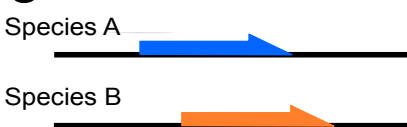
25 (1.4%)  
15 (12)

### f. Overlapping gene models



21 (1.18%)  
19 (14)

### g. Out-of-frame CDS hit non-Brassicaceae



15 (0.84%)  
10 (9)

### h. Unknown origins Brassicaceae specific

?

478 (26.72%)  
323 (273)

### i. Unknown origins *A.thaliana* specific

?

178 (9.95%)  
57 (30)