

C 8.29
at Chatanooga
6 pm

Ψ 9.7
at Indiana
2:30 pm

ILLINOIS STATE 9.14
ILLINOIS STATE
2 PM : Mid-America Classic

INDIANA STATE 9.21
at Indiana State
12 pm

TEXAS TECH 9.28
TENNESSEE TECH
4 PM : Family Weekend/Hall of Fame

M 10.5
at Murray State
1 pm

JACKSONVILLE STATE 10.12
JACKSONVILLE STATE
12 PM : Community Day

UT MARTIN 10.19
at UT Martin
2 pm

EKU 10.26
EASTERN KENTUCKY
2 PM : Homecoming

TSU 11.9
at Tennessee State
2 pm

SOUTHEAST MISSOURI 11.16
SOUTHEAST MISSOURI
12 PM : Senior Day

AP 11.23
at Austin Peay
2 pm



EIU.

PANTHERS



#RUNWITHUS

EIU FOOTBALL

EIUPANTHERS.COM







QUICK FACTS

Name of School..... Eastern Illinois University
 City/Zip Charleston, IL 61920
 Founded / Enrollment 1895 / 7,415
 Nickname..... Panthers
 School Colors Blue, Grey and White
 Stadium (Capacity) O'Brien Field (10,000)
 Surface Matrix Turf
 Affiliation / Conference NCAA FCS / Ohio Valley
 President Dr. David Glassman (Minnesota, 1976)
 Faculty Representative..... Dr. Jim Davis
 Athletics Director Tom Michael (Illinois, 1993)
 Athletics Department Phone..... (217) 581-2319

FOOTBALL HISTORY

First Year of Football..... 1899
 All-Time Playoff-Record (FCS) 4-16
 Years In Post Season 2016
 Last Post Season Appearance 2015
 Result L 17-53 at Northern Iowa (1st Rd)
 All-Time Record..... 512-525-43

MEDIA RELATIONS

Associate AD/Media&PR..... Rich Moser
 Email..... rlmoser@eiu.edu
 Office Phone / Cell..... (217) 581-7480
 Cell (217) 508-8317
 Press Box Phone..... (217) 581-7770

Athletics Website www.EIUPanthers.com
 Facebook..... EIUPanthers
 Twitter..... @EIU_Panthers / @EIUPantherFB
 Instagram..... eiupanthernation

COACHING STAFF

Head Coach... Adam Cushing (Univ. of Chicago, 2002)
 Record at School (Yrs) First Year
 Overall Record (Yrs)..... Same
 OVC Record (Yrs) First Year
 Football Office Phone..... (217) 581-5031

Defensive Coordinator..... Chris Bowers
 Offensive Coordinator / Super Backs ...John Kuceyeski
 Quarterbacks Chris Batti
 Corners & Special Teams Benny Boyd
 Defensive Line..... Deonte Gibson
 Linebackers Adam Gristick
 Offensive Line..... Dan Hernandez
 Assistant Offensive Line Shane Kelly
 Wide Receivers Mark Philmore II
 Safeties..... Neal Renna
 Outside Linebackers..... Jesse Walton
 Running Backs Omar Young

TEAM INFORMATION


Overall Record.....3-8
 Conference Record/Finish 3-5 (T6th)
 Final Ranking..... NR
 Basic Offense Spread
 Basic Defense Multiple
 Letterwinners Returning/Lost..... 36 / 27
 Starters Returning/Lost..... 10 / 15

2019 SCHEDULE

Aug. 29 at Chattanooga
 Sept. 7 at Indiana
Sept. 14..... ILLINOIS STATE
 Sept. 21 at Indiana State
Sept. 28..... * TENNESSEE TECH
 Oct. 5 * at Murray State
Oct. 12..... * JACKSONVILLE STATE
 Oct. 19..... * at UT Martin
Oct. 26..... * EASTERN KENTUCKY (HC)
 Nov. 9 * at Tennessee State
Nov. 16..... * SOUTHEAST MISSOURI
 Nov. 23 * at Austin Peay
 * OVC Games


#EIUBLEEDBLUE

 EIUPanthers
 @EIU_Panthers
 eiupanthernation




Schools With Multiple Payton Award Winners

- Villanova 3
- Eastern Washington 3
- Eastern Illinois..... 2**
- Appalachian State 2
- Colgate 2
- Georgia Southern 2
- New Hampshire 2
- Idaho..... 2
- Sam Houston State 2



2013 Walter Payton Award Voting

#	Name	School	1st	Total
1.	Jimmy Garoppolo	Eastern Illinois	74	576
2.	Vernon Adams	Eastern Washington	30	446
3.	Terrance West	Towson	22	370
4.	Brock Jensen	North Dakota State	8	149
5.	Michael Nebrich	Fordham	3	106
6.	Zach Zenner	South Dakota State	2	86
7.	Erik Lora	Eastern Illinois	0	85



2002 Walter Payton Award Voting

#	Name	School	1st	Total
1.	Tony Romo	Eastern Illinois	24	268
2.	Brett Gordon	Villanova	18	245
3.	Bruce Eugene	Grambling State	21	234

#RUNWITHUS
#EUIBLEEDBLUE
2019 EASTERN ILLINOIS PANTHER FOOTBALL

PROGRAM SUCCESS



OHIO VALLEY CONFERENCE CHAMPIONSHIPS SINCE 2000 (By School)

<u>School.....</u>	<u># Titles (Last)</u>
Jacksonville State.....	8 (2018)
EASTERN ILLINOIS	7 (2013)
Eastern Kentucky	3 (2011)
Tennessee Tech.....	1 (2011)
Southeast Missouri.....	1 (2010)
UT Martin.....	1 (2006)
Murray State.....	1 (2002)
Western Kentucky	1 (2000)

NCAA FCS PLAYOFF APPEARANCES SINCE 2000 (By School)

<u>School.....</u>	<u># Appearances (Last)</u>
Montana.....	14 (2015)
New Hampshire	14 (2017)
Appalachian State *	11 (2012)
Northern Iowa	11 (2018)
EASTERN ILLINOIS	10 (2015)
Eastern Washington	10 (2018)
James Madison	10 (2018)
McNeese State	9 (2015)
Sam Houston State	9 (2017)
North Dakota State	9 (2018)
Jacksonville State.....	9 (2018)
Richmond	9 (2016)

* moved to the FBS level in 2013

OVC - FCS PLAYOFF APPEARANCES SINCE 1996 (By School)

<u>School.....</u>	<u># Appearances</u>
EASTERN ILLINOIS	11
Jacksonville State.....	8
Eastern Kentucky	5
Tennessee State.....	3
Southeast Missouri.....	2
Murray State.....	2
UT Martin.....	1
Tennessee Tech.....	1
Western Kentucky	1

EIU FOOTBALL IN THE HEART OF IT ALL

EIU FOOTBALL MOST POST-SEASON APPEARANCES SINCE 1981

- 16 ... Eastern Illinois
- 15 ... Illinois
- 11 ... Western Illinois
- 11 ... Northern Illinois
- 11 ... Northwestern
- 7 ... Southern Illinois
- 7 ... Illinois State

#EIUBLUEBLUE #RUNWITHUS 2019 EASTERN ILLINOIS PANTHER FOOTBALL



ALL ACCESS

THIS IS EIU FOOTBALL

MEDIA EXPOSURE



Eastern Illinois football has appeared on regional or national television more than 65 times since the 2005 season... In 2013 EIU was featured on the ESPN program All-Access, the only FCS program in the nation to be covered. In addition to team appearances, the Panthers received additional television coverage following quarterback Jimmy Garoppolo's Path to the NFL Draft which included an appearance on Gruden's Quarterback Camp.



This year EIU will once again play on regional and national television with games slated for ESPN3, Comcast Sports Net Chicago and regionally on WEIU.





THIS IS EIU FOOTBALL

16 FCS PLAYOFF APPEARANCES



#RUNWITHUS
#EUIBLEEDBLUE
2019 EASTERN ILLINOIS PANTHER FOOTBALL



EIU WINS VS. FBS SCHOOLS

Sept. 10, 2017 at Miami (Ohio).....	W 21-17
Aug. 31, 2013 at San Diego State	W 40-19
Sept. 25, 2004 at Eastern Michigan	W 31-28
Sept. 19, 1998 at Northern Illinois	W 28-20
Aug. 29, 1996 at Western Michigan	W 28-20
Oct. 14, 1989 at Akron	W 27-17



TOP CROWDS TO WATCH EIU

1.....	Oct. 10, 2009.....	at Penn State.....	104,488
2.....	Sept. 4, 2010.....	at Iowa.....	70,585
3.....	Sept. 1, 2018.....	at Arkansas.....	63,342
4.....	Sept. 6, 2008.....	at Illinois.....	60,131
5.....	Sept. 10, 2005.....	at BYU.....	52,630
6.....	Sept. 8, 2007.....	at Purdue.....	52,504
7.....	Sept. 13, 2003.....	at Missouri.....	49,440
8.....	Sept. 14, 2002.....	at Kansas State.....	45,642
9.....	Sept. 2, 2006.....	at Illinois.....	45,555
10.....	Aug. 28, 2014.....	at Minnesota.....	44,344



TOP HOME EIU SEASON AVERAGES

Year Total Fans (Games).....	Avg.
1.....	1982..... 54,576 (6).....	9,096
2.....	1979..... 59,000 (7).....	8,430
3.....	1988..... 49,937 (6).....	8,323
4.....	2013..... 56,065 (7).....	8,012
5.....	1986..... 63,562 (8).....	7,945





ADAM CUSHING

Eastern Illinois
Head Football Coach
1st year at Eastern Illinois
(University of Chicago, 2002)

Eastern Illinois

- Hired as 25th head coach in program history – Dec. 9, 2018

Northwestern

- Coached 15 years on NU Staff, 13 seasons under Coach Pat Fitzgerald
- Team won Big Ten Conference West Division in 2018 (8-1 record)
- Helped coach team to win over Utah in 2018 Holiday Bowl in final game at Northwestern
- Coached Offensive Line for Wildcats since 2009
- Coached Superbacks position in 2008
- Coached Tight Ends & H-Backs in 2005-07
- Served as recruiting coordinator from 2008-10
- Graduate assistant coach in 2004
- Twice named one of Big Ten Top Recruiters by Rivals.com & ESPN.com
- Coached Drake Dunsmore (Freshman All-Big Ten / 7th Round NFL Pick)
- Offensive Line Blocked For Five (5) 1,000 yard rushers
- Offensive Line allowed fewest sacks in Big Ten in 2012
- Coached two selections to the East-West Shrine Game
- Coached Three Academic All-Americans
- Coached Seven All-Big Ten Offensive Line Selections
- Helped coach team to Ten (10) post-season Bowl appearances
- Coached two-time Rimington Award candidate Ben Burkett
- Coached Brandon Vitabile, a finalist for the William V. Campbell Trophy
- Coached offensive line that blocked for NCAA record plays vs. Auburn
--- 115 offensive plays in 2010 Outback Bowl
--- helped quarterback Mike Kafka set Outback Bowl record
- Coached offensive line unit that ranked in top four in Big Ten

University of La Verne

- Assistant Coach in 2002 & 2003
- Coached Tight Ends in 2002
- Coached Offensive Line in 2003

Personal

- Played collegiately at University of Chicago
- Three-time All-University Athletic Association Selection (1999-01) at Tight End
- Helped team win two UAA titles in 1998 & 2000
- Finished career with 72 receptions, 10th on University of Chicago all-time list
- Bachelor's Degree from University of Chicago in 2002 (Psychology)
- Master's Degree from University of La Verne in 2004
- Brother Matt Cushing played six years in National Football League (Pittsburgh)
- He and wife Dr. Jaime Cushing, DDS, have three children – Abigail, Dana and Alexander
- Native of Chicago, Illinois (attended Chicago Mt. Carmel HS)

CAREER

Head Coach - Eastern Illinois (2019--)
Offensive Line Coach - Northwestern (2009-18)
Superbacks Coach - Northwestern (2008)
Tight Ends Coach - Northwestern (2005-07)
Graduate Assistant - Northwestern (2004)
Offensive Line Coach - La Verne (2003)
Tight Ends Coach - La Verne (2002)

POST SEASON APPEARANCES

2018 - Holiday Bowl (Northwestern)
2017 - Music City Bowl (Northwestern)
2016 - Pinstripe Bowl (Northwestern)
2015 - Outback Bowl (Northwestern)
2012 - Gator Bowl (Northwestern)
2011 - Mieneke Car Care Bowl of Texas (Northwestern)
2010 - TicketCity Bowl (Northwestern)
2009 - Outback Bowl (Northwestern)
2008 - Alamo Bowl (Northwestern)
2005 - Sun Bowl (Northwestern)

PLAYING CAREER

Played at University of Chicago (1998-01)
Tight End

1998 - UAA Champions
2000 - UAA Champions

1999-01 - 3-time All-UAA selection at tight end

EDUCATION

Bachelor's - University of Chicago, 2002
Master's - University of La Verne, 2004

FAMILY

Wife: Dr. Jaime Cushing
Children: Abigail, Dana, Alexander





Chris Bowers
Defensive Coordinator
1st year at Eastern Illinois
Wittenberg University, 1999

EIU Recruiting Areas: Chicago (Western Suburbs), Cincinnati

Eastern Illinois

- * Hired as assistant football coach in January 2019
- * Will serve as defensive coordinator at EIU

Prior to Eastern Illinois

- * Head of Recruiting / Director of Player Personnel at Northwestern University (2011-18)
- * Helped build roster that won Big Ten Conference West Division in 2018
- * Finalist for FootballScoop.com Director of Player Personnel of the Year Award in 2016
- * Recruited group that ranked No. 1 in FBS in Graduate Success Rate
- * Northwestern participated in Texas Bowl, Gator Bowl, Outback Bowl, Pinstripe Bowl, Music City Bowl and Holiday Bowl
- * Coached in spring semester at Valparaiso (2011)
- * Coached at Concord University (Ohio) as secondary coach (2009-10) and defensive coordinator (2010)
- * Ranked in top ten nationally in turnovers gained with 31
- * Ranked first in conference in pass defense and red zone defense
- * Coached seven All-Conference defensive players, three from secondary
- * Served as defensive coordinator / recruiting coordinator / secondary coach at Defiance College (Ohio) (2007-08)
- * Coached three first team All-Conference defensive backs and two second team All-Conference selections
- * Ranked first in conference in run defense and second in total defense
- * Defensive Graduate Assistant at Northwestern (2005-06)
- * Assistant Director of Football Operations at Northwestern (2003-05)
- * Defensive Assistant Coach (2002) and Graduate Assistant Coach (2001) at University of Findlay (Ohio)

Personal

- * Bachelor's Degree from Wittenberg University in 1999
- * Master's Degree from University of Findlay in 2003
- * Published Manuel of Football Skills & Drills with proceed to benefit Lauren's First & Goal Foundation
- * He and wife Christina have two children: Davalyn and Joe
- * Native of Lima, Ohio



John Kuceyeski
Offensive Coordinator & Super Backs Coach
1st year at Eastern Illinois
Penn State, 2009

EIU Recruiting Areas: Chicago (Catholic League), St. Louis, Kansas City

Eastern Illinois

- * Hired as assistant football coach in January 2019
- * Will serve as offensive coordinator and super backs coach at EIU

Prior to EIU

- * Coached offensive line at Cornell University (2017-18)
- * Coached running backs at Cornell University (2016)
- * Offensive unit posted highest rushing totals and fewest sacks allowed in 2018 since 2006 season
- * Coached four All-Ivy League selections (three offensive line, one running back)
- * Director of Scouting at Iowa State (Spring 2016)
- * Director of High School Relations / Recruiting Coordinator at Toledo (2014-15)
- * Director of Football Operations / Defensive Assistant at Toledo (2013)
- * Director of Player Personnel / Recruiting Coordinator at Western Michigan (Spring 2013)
- * Offensive Graduate Assistant Coach at Northwestern (2012)
- * Offensive & Special Teams Quality Control at Northwestern (2010-11)
- * Student Football Manager / Undergraduate Coach at Penn State (2006-10)

Personal

- * Bachelor's Degree from Penn State in 2009
- * Member of IHSA Class 7A State Championship team at Libertyville HS
- * Native of Libertyville, Ill.



Chris Batti
Quarterbacks Coach
1st year at Eastern Illinois
Illinois, 2008

EIU Recruiting Areas: Chicago (North Side), Milwaukee, Wisconsin

Eastern Illinois

- * Hired as football assistant coach in January 2019
- * Will coach quarterbacks at EIU

Prior to Eastern Illinois

- * Coached wide receivers at Fordham University (2018)
- * Coached running backs at Harvard University (2012-17)
- * Helped Harvard win three straight Ivy League Championships (2013-15)
- * Coached four first team All-Ivy League selections
- * Graduate assistant coach at Northwestern (2010-11)
- * Offensive Quality Control coach at Northwestern (2008-09)
- * Student Football Manager at Illinois (2007)
- * Illinois played in 2007 Rose Bowl

Personal

- * Played football at Harper Junior College in Illinois (2004-05)
- * Member of 2004 NJCAA National Championship team
- * Bachelor's Degree from Illinois in 2008
- * Master's Degree from Northwestern in 2011
- * Native of Glenview, Ill.



Benny Boyd
Special Teams Coach & Corner Backs
1st year at Eastern Illinois
Aurora (Ill.) University, 2000

EIU Recruiting Areas: Chicago (Public League), Rockford, Ottawa, Peoria

Eastern Illinois

- * Hired as assistant football coach in January 2019
- * Will coach corner backs and special teams at EIU

Prior to EIU

- * Coached at Central Washington University (2015-18)
- * Coached special teams and corners at CWU
- * Helped coach team to back-to-back GNAC Championships in 2017 & 2018
- * Coached first team All-American corner back Tyler Hasty who ranked second in NCAA in passes defended
- * Special team ranked second in NCAA Division II in blocked kicks in 2018
- * Coached Chade DeMoor, 2018 NCAA individual leader in blocked kicks
- * Defense ranked second nationally in interceptions in 2017, fourth in NCAA Division II in overall defense
- * Coached several All-Conference selections on defense and special teams at CWU
- * Served as defensive coordinator & special teams coordinator at Aurora (Ill.) Univ. (2014)
- * Was special teams coordinator and defensive backs coach at North Dakota (2011-13)
- * Led FCS in blocked kicks all three seasons at UND
- * Coached All-American kick returner in 2012 & kicker in 2013
- * Associate Head Coach / Defensive Coordinator at Luther College (Iowa) (2002-10)
- * AFCA Assistant Coach of the Year Finalist in 2010
- * Coached four Division III All-Americans
- * Coached 3 Aztec Bowl participants (Division III All-Star Game)
- * Coached 19 All-Conference selections

Personal

- * Played football at Aurora (Ill.) University (1996-99)
- * Two-time All-Conference selection
- * Held school single season record for passes defended
- * Bachelor's Degree from Aurora University in 2000
- * Master's Degree from Aurora University in 2002
- * Completed Bill Walsh Fellowship with four NFL teams (Houston, Seattle, Oakland & Pittsburgh)
- * NCAA Football Coaches Academy
- * Native of Dixon, Illinois



Deonte' Gibson
Defensive Line Coach
1st year at Eastern Illinois
Northwestern, 2015

EIU Recruiting Areas: Indianapolis, Southern Indiana, Louisville

Eastern Illinois

- * Hired as assistant football coach in January 2019
- * Will coach defensive line at EIU

Prior to EIU

- * Defensive Graduate Assistant at Northwestern (2017-18)
- * Helped coach Northwestern to Big Ten Conference West Division title
- * Northwestern played 2018 Holiday Bowl and 2017 Music City Bowl
- * Worked in private business at start of 2017

Personal

- * Played football at Northwestern University (2011-15)
- * Third team All-Big Ten selection at defensive line
- * Three time Academic All-Big Ten selection
- * Played professionally with the Tampa Bay Buccaneers & Detroit Lions (2016)
- * Played in two bowl games at Northwestern (Gator Bowl, Outback Bowl)
- * Bachelor's Degree from Northwestern in 2015
- * Master's Degree from Northwestern in 2017
- * Native of Lakewood, Ohio



Adam Gristick
Linebackers Coach
2nd year at Eastern Illinois
Eastern Illinois, 2015

EIU Recruiting Areas: Northern Indiana, Western Michigan

Eastern Illinois

- * Hired as linebackers coach at Eastern Illinois in June of 2018
- * Coached linebackers during 2018 season
- * Coached two leading tacklers on team with linebacker group making a total of 259 tackles in 2018

Prior to Eastern Illinois

- * Graduate assistant coach at Syracuse University under former EIU head coach Dino Babers (2017 & 2018 spring)
- * Defensive quality control at Syracuse in 2016
- * Helped coach second team All-ACC linebacker Parris Bennett
- * Defensive quality control coach at Missouri State in 2015

Personal

- * Played linebacker at Eastern Illinois University from 2010-14
- * Starter on team in 2012-14 making 194 career tackles with 20 tackles for loss and 3 interceptions
- * Helped EIU win back-to-back OVC Championships in 2012 & 2013
- * Helped EIU advance to FCS Playoffs in 2012 & 2013 (ranked No. 2 in nation reaching quarterfinals in 2013)
- * Made 10 tackles in 2013 win over FBS member San Diego State
- * Bachelor's Degree from Eastern Illinois, 2015
- * Native of Orefield, Pa.



Dan Hernandez
Offensive Line Coach
1st year at Eastern Illinois
Upper Iowa, 2009

EIU Recruiting Areas: Downstate Illinois, Kankakee, Champaign, Springfield, Decatur, Memphis

Eastern Illinois

- * Hired as assistant football coach in January 2019
- * Will coach offensive line at Eastern Illinois

Prior to Eastern Illinois

- * Coached offensive line at Truman State (2018)
- * Offensive line ranked 25th in Division II in fewest sacks allowed (14)
- * Offensive line ranked 28th in Division II in rushing offense
- * Coached two All-Conference selections on offense
- * Coached tight ends & fullbacks at Towson (2017)
- * Offensive Quality Control Coach at Northwestern (2013-14)
- * Offensive Graduate Assistant at Northwestern (2014-16)
- * Helped coach team to Outback Bowl appearance in 2015
- * Offensive Graduate Assistant at Florida International (2012-13)
- * Assistant Director of Football Operations at FIU (2010-12)
- * Football Operations Intern at FIU (2009)
- * Team won Sun Belt Conference Championship in 2010
- * Team won Little Caesars Pizza Bowl in 2010

Personal

- * Played football at Upper Iowa University (2004-08)
- * Three time Academic All-Conference at defensive tackle
- * Selected to play in Florida Senior Collegiate All-Star Bowl in 2009
- * Bachelor's Degree from Upper Iowa in 2009
- * Master's Degree from Florida International in 2011
- * Master's Degree from Northwestern in 2016
- * Native of Boca Raton, Fla.



Mark Philmore II
Wide Receivers Coach
1st year at Eastern Illinois
Northwestern, 2006

EIU Recruiting Areas: St. Louis, East St. Louis, Dayton, Columbus

Eastern Illinois

- * Hired as assistant football coach in January 2019
- * Will coach wide receivers and serve as recruiting coordinator at EIU

Prior to Eastern Illinois

- * Coached wide receivers at University of Dayton (2017-18)
- * Helped team post a 6-5 record in 2018
- * Coached wide receivers at West Virginia Wesleyan (2016)
- * Coached professionally in India and Poland (2010-15)
- * Helped teams play in six league championship games, winning three
- * Import Player / Coach with Panthers Wroclaw in Poland
- * Head Coach of Coaches / Coaching Consultant with Elite Football League of India
- * Wide Receivers Coach with EFT Sports Performance (2009)

Personal

- * Played football at Northwestern University (2002-05)
- * Helped Northwestern play in the Motor City Bowl (2003) and Sun Bowl (2005)
- * Two-time All-Big Ten selection at wide receiver
- * Ended NU career fourth all-time in receptions and fifth all-time in receiving yards
- * Signed professional contract with Chicago Bears (2006-09)
- * Bachelor's Degree from Northwestern in 2006
- * Native of Reynoldsburg, Ohio



Neal Renna
Safeties Coach
 1st year at Eastern Illinois
 Heidelberg University, 2011

EIU Recruiting Areas: Chicago (South Suburbs), Nashville

Eastern Illinois

- * Hired as assistant football coach in January 2019
- * Will coach safeties at EIU

Prior to Eastern Illinois

- * Worked as defensive analyst (linebackers) at Missouri (2018)
- * Part of Missouri staff that posted 8-5 record and appearance in Liberty Bowl
- * Graduate assistant defensive line coach at Missouri (2015-17)
- * Coached two Freshman All-Americans
- * Coached three All-SEC Defensive Linemen
- * Coached NFL first round draft pick Charles Harris (Miami)
- * Acting defensive line coach final two games of 2016 season
- * Part of coaching staff that made appearance in 2017 Texas Bowl
- * Recruiting Assistant at Northwestern (2014)
- * Defensive Backs coach at Kansas Wesleyan (2012-13)

Personal

- * Played football at Heidelberg (Ohio) University (2007-10)
- * Earned Academic All-OAC Honors
- * Bachelor's Degree from Heidelberg University in 2011
- * Master's Degree from Kansas Wesleyan in 2013
- * Master's Degree from Missouri in 2017
- * Attended Officer Candidate School for United States Navy in 2011
- * Native of Chicago, Ill.



Omar Young
Running Backs Coach
1st year at Eastern Illinois
Savannah State, 2005

Eastern Illinois

- * Hired as assistant football coach in March 2019
- * Will coach running backs at Eastern Illinois

Prior to Eastern Illinois

- * Offensive Quality Control Coach with Green Bay Packers (2017 & 2018)
- * Worked with wide receivers in 2017, running backs in 2018
- * Represented Green Bay Packers at 2018 NFL Combine
- * Running Backs Coach at the East-West Shrine Game in 2018
- * Offensive Analyst (Running Backs) at South Carolina in 2016
- * Offensive Assistant (Running Backs) with Cleveland Browns in 2015
- * Ran Rookie Mini Camp running back meetings
- * Taught offensive system to all rookies, in-season free agents and practice squad running backs
- * Director of Quality Control (Special Teams/Defense) at Colorado (2013-14)
- * Worked with special teams coordinator on weekly game plans & in-game adjustments
- * Special Teams Graduate Assistant at San Jose State (2011-12)
- * Coached a Ray Guy Award Candidate and Lou Groza Award Semifinalist
- * Coached a Second Team All-WAC Kicker and First Team Freshman All-American
- * Helped San Jose State win 2013 Military Bowl
- * Special Teams Coordinator and Secondary Coach at Minnesota State Moorhead (2010)
- * Coached kickoff coverage team that ranked seventh nationally in NCAA Division II
- * Wide Receivers Coach at De Anza College (2009)
- * Coached a second team JUCO All-American & first team California All-Region player
- * Helped De Anza College win 2009 Southern Division Bowl Championship
- * Worked as a player personnel intern with the Oakland Raiders
- * Worked as a player personnel intern with the San Jose SaberCats of the Arena Football League

Personal

- * Played defensive back for two years at Willamette University in Oregon
- * Named honorable mention All-Northwest Conference in 2001
- * Bachelor's Degree from Savannah State University in 2005
- * Master's Degree from University of San Francisco in 2008
- * Native of Oakland, Calif.



Jesse Walton
Outside Linebackers Coach
1st year at Eastern Illinois
Butler, 2000

Eastern Illinois

* Will work as the outside linebackers coach

Prior to Eastern Illinois

- * Assistant Coach - Linebackers & Recruiting Coordinator at University of Wisconsin-Platteville (2018-19)
- * Assistant Coach - Wide Receivers, Pass Game Coordinator, Strength & Conditioning at North Park University (2016-18)
- * Assistant Coach - Defensive Backs, Special Teams Coordinator, Recruiting Coordinator at Nichols College
- * Graduate Assistant Coach - Safeties at Butler University

Personal

- * Played football at Butler University (1996-99)
- * Bachelor's Degree from Butler University in 2000
- * Master's Degree from Nichols College in 2006



Shane Kelly
Assistant Offensive Line Coach
1st year at Eastern Illinois
Eastern Illinois, 2012

Eastern Illinois

* Will work as football quality control coach for offense

Prior to Eastern Illinois

- * Assistant Coach - Offensive Line, Run Game Coordinator at Kettle Moraine (Wis.) High School (2017-19)
- * Assistant Coach - Offensive Line, Assistant Strength Coach at Sidney (Ohio) High School (2015-16)

Personal

- * Played football at Eastern Illinois University (2008-12)
- * Bachelor's Degree from Eastern Illinois University in 2012



Joe Orozco
Director of Football Performance
1st year at Eastern Illinois
North Central College, 2012

Eastern Illinois

* Hired as football strength coach in January 2019

Prior to Eastern Illinois

* Assistant Director of Football Performance at Northwestern (2017-18)

* Assistant Football Performance Coach at Northwestern (2015-16)

* Graduate Assistant Football Performance Coach at Northwestern (2014)

* Football Performance Intern at Northwestern (2013)

* Northwestern appeared in Outback Bowl, Pinstripe Bowl, Music City Bowl and Holiday Bowl

* Northwestern won Big Ten West Division title in 2018

* Strength & Conditioning Coach at TCBoost (2013-15)

* Physical Therapy Technician at Private Business (2011-12)

Personal

* Played football at North Central College (Ill.) (2008-12)

* Academic All-Conference selection

* Collegiate Strength & Conditioning Coaches Association: S.C.C.C. Certified

* Bachelor's Degree from North Central College in 2012

* Master's Degree from Northwestern in 2017

* Native of Tinley Park, Ill.



Michael Porreca
 Graduate Assistant Strength Coach



Jordan Sanders
 Quality Control
 Recruiting



Zach Mentzer
 Player Development



Sergio Medina Jr.
 Quality Control
 Offense



Rowan Crozier
 Sports Nutrition



Collin Geier
 Quality Control
 Defense



MATT WRIGHT

Director of Football Operations
Alma Mater: Florida State
Years at EIU: 3rd year

Matt Wright was hired to the Eastern Illinois football staff as the director of football operations in April of 2017.

Wright came to EIU following experience at the University of Louisiana Monroe. He was a game operations manager for ULM prior to joining the Panthers staff. He began his career with the Warhawks Athletic

Department working one year as an account executive for ticket sales. In that capacity he helped in the annual revenue generation for the athletic department by sales of season ticket packages and single game tickets for football, men's and women's basketball.

Prior to his time at ULM, Wright interned at Millsaps College. At Millsaps he oversaw all aspects of revenue growth through game day concessions while also working in the Student Life Office.

He served as an intern in the Partnerships Department with the Orange Bowl in Miami, Fla. He was there for the Bowl's transition from the BCS system to the new College Football Playoffs. Wright played a role in activating Sponsors' deals with the Bowl for various Orange Bowl events leading up to the game between Georgia Tech and Mississippi State.

Wright is a graduate of Florida State University where he earned both his bachelor's and master's degrees. He graduated Cum Laude with both degrees. He is a native of Florida growing up in Satellite Beach.



RASHEED WARD

Football Academic Services Director
Alma Mater: Northwestern, 2009
Years at EIU: 1st year

Rasheed Ward was hired as the football academic services director in July of 2019.

Ward comes to Eastern Illinois following two years working as a Learning Specialist in the Morgan Academic Center at Penn State University. In that role he helped to develop individual academic support plans for student-athletes in the areas of time

management, study strategies and reading and writing skills.

A former football player at Northwestern University, Ward was academic advisor graduate assistant for football at Wyoming from 2015-16 before returning to the Chicago area to serve as a Behavior Specialist at the Moving Everest Charter School.

He has additional experience as a student advisor, head football coach and head track coach at Noble Butler College Prep in Chicago.

He earned his degree from Northwestern in 2009 and was enrolled in the master's program at Penn State.



CLINT BAYS

Coordinator of Equipment
Years at EIU: 12th year

Clint Bays enters his 12th season as the coordinator of equipment and stadium facilities for Eastern Illinois football. Bays is a certified athletic equipment manager through the AEMA. He holds both a bachelor's and masters degree from Eastern Illinois University.

He previously worked with the Illinois Department of Corrections and Transportation Security Administration. He was the assistant equipment manager at EIU in 2007.

Bays and his wife Kirsten have four boys - Andy, John, Jake and Nick.



JASON HEIAR

Football Athletic Trainer
Alma Mater: Iowa, 2000
Years at EIU: 6th Year

Jason Heiar joined the Eastern Illinois staff as an assistant athletic trainer in August of 2014. Heiar serves as the trainer for the Panther football team.

Heiar came to EIU following ten years as an assistant athletic trainer at the United States Military Academy at West Point. While at Army he worked as the trainer for

cross country and track and field for the last five years. He worked as an assistant trainer with the football athletic staff during the 2007 and 2008 seasons and during spring football for 2009. During his time in those roles he wrote the emergency action plan for the Foley Indoor Practice Center while assisting in the modernization of the Gillis Field House Athletic Training Room. During his tenure at Army Heiar also assisted with athletic training coverage for baseball, men's lacrosse, men's soccer, gymnastics and fall softball.

Prior to joining the staff at Army, Heiar worked as a graduate assistant at Syracuse University from 2002-04 working with the football program during the 2003 season. He worked as a certified intern football athletic trainer from 2001-02 at Indiana University working with the Hoosier football team during the 2001 season.

Heiar earned his bachelor's degree from the University of Iowa in 2000 and his master's degree from Syracuse in 2004. He is a licensed and certified athletic trainer with American Red Cross Professional Rescuer CPR and AED Certified.

ADDITIONAL FOOTBALL SUPPORT STAFF

- Head Strength Coach..... Joe Neihaus
- Head Athletic Trainer..... Jim Nave
- Football GA Athletic Trainer..... Karina Avila
- Football GA Athletic Trainer..... Megan Lawler
- Football GA Athletic Trainer..... Nichole Ogilive
- Orthopedic Surgeon..... Sarah Bush Lincoln Sports Medicine
- Team Doctor..... Dr. Robert Biggs
- Team Dentist..... Dr. Jennifer Kennedy
- Team Chiropracter..... Dr. Charles Schuester

#	NAME	POS	HT	WT	YR	EXP	HOMETOWN (HIGH SCHOOL/JC/LAST)
1	Scotty Gilkey, Jr.	QB	6-4	240	R-Jr	1	Tulsa, Okla. (Edison)
2	Bryce Dewberry	SAF	5-10	210	So	1	McDonough, Ga. (Eagles Landing)
2	DeWayne Cooks Jr	WR	6-2	155	R-Fr	RS	Tulsa, Okla. (Booker T. Washington)
3	Cornelius Page	DB	6-1	165	R-Sr	3	Camden, Ark. (Camden Fairview)
3	Chris Walker	RB	6-1	210	GR	TR	Lewisburg, Tenn. (Marshall County/Cornell Univ.)
4	Raymond Crittenden	SAF	6-1	205	R-Jr	2	Hallandale, Fla. (Hallandale)
4	Jaelin Hayes-Benefield	RB	5-10	160	Fr	HS	Pearland, Texas (Pearland)
5	Matt Reyna	WR	5-8	170	Sr	1	Kingwood Park, Texas (Kingwood Park / Navarro JC)
5	Nikola Wadsworth	LB	6-2	220	R-Jr	TR	Darien, Ill. (Oswego East / Idaho State Univ.)
6	Edwyn Brown	DB	6-5	200	R-So	1	Belleville, Ill. (Althoff Catholic)
6	Jonah O'Brien	QB	6-3	200	Fr	HS	Bartlett, Ill. (Bartlett)
7	Iziah Gulley	LB	6-2	210	R-Jr	2	Camden, Ark. (Camden Fairview)
7	Payton Powell	WR	6-0	155	R-Fr	RS	Lake Zurich, Ill. (Lake Zurich)
8	Harry Woodbery	QB	6-2	195	R-Jr	1	The Woodlands, Texas (The Woodlands/Navarro JC)
8	Antonio Crosby	SAF	5-10	195	R-Jr	2	Chicago, Ill. (Simeon)
9	Isaiah Hill	WR	5-11	190	R-So	TR	Shorewood, Ill. (Minooka/South Dakota State Univ.)
9	Nick Roessler	K/P	5-11	220	R-Fr	RS	Rock Island, Ill. (Rock Island)
11	Johnathan Brantley	QB	6-1	195	Sr	1	Houston, Texas (CE King / Tulane Univ.)
12	Marques Ray	WR	6-0	185	R-Fr	RS	Chicago, Ill. (Simeon)
12	Donovan Perkins	DB	5-10	180	Fr	HS	Winnetka, Ill. (New Trier)
13	Xzavier Shugars	DB	5-10	180	R-Sr	2	Chamblee, Ga. (Chamblee)
13	Christiaan Masucci	K/P	5-9	160	Fr	HS	Wildwood, Mo. (Lafayette)
14	Jaylon Banks	QB	6-1	190	R-So	SQ	Oswego, Ill. (Oswego East)
15	Will Shumpert	WR	6-6	215	Fr	HS	St. Louis, Mo. (Belleville West)
16	Joel Barrows	LB	6-3	215	Fr	HS	Chicago, Ill. (Brooks Prep)
19	Robbie Lofton II	WR	6-3	185	R-Jr	1	Lexington, Ky. (Tates Creek)
20	Marcus Bornslater	SAF	6-3	200	R-So	SQ	Crossett, Ark. (Crossett)
21	Mark Williams	DB	6-0	175	R-Jr	2	Ft. Lauderdale, Fla. (St. Thomas Aquinas)
22	Courtney Rowell	RB	6-2	200	R-So	1	South Bend, Ind. (St. Joseph)
23	JJ Ross	DB	6-2	195	Fr	HS	West Chester, Ohio (Lakota West)
24	Darshon McCullough	RB	5-9	190	Sr	3	Chicago, Ill. (Marist)
25	Charles Shelton IV	DB	5-11	160	R-Fr	RS	Maryland Heights, Mo. (Pattonville)
26	Jordan Jackson	DB	6-0	185	R-Jr	2	Blytheville, Ark. (Blytheville)
27	David Hardwick	RB	6-0	220	Fr	HS	Roselle, Ill. (Lake Park)
28	Skyler Mayes	LB	6-2	235	So	1	Paducah, Ky. (McCracken County)
29	Jonas Filer	DB	5-9	170	R-So	1	Chicago, Ill. (Chicago Mt. Carmel)
30	Nile Hill	DB	5-11	175	Fr	HS	Chicago, Ill. (Marist)
31	Anthony Manaves	SB	6-4	225	Fr	HS	Chicago, Ill. (St. Patrick)
32	Dylan Hughes	DB	5-11	170	Fr	HS	Milford, Ohio (Milford)
33	Austin Johnson	DL	6-3	245	R-So	1	St. Petersburg, Fla. (St. Petersburg)
34	Matt Keys	SB	6-3	260	R-Fr	RS	Chicago, Ill. (Uplift Community)
35	Eric Johnson	RB	5-11	190	Fr	HS	Gary, Ind. (Morton)
36	TJ Davis	DB	5-10	170	Fr	HS	St. Louis, Mo. (Trinity Catholic)
37	Matt Ross	DB	6-0	180	Fr	HS	Lombard, Ill. (Montini Catholic)
38	Darius Waddell	SAF	6-0	170	R-Fr	RS	Sherwood, Ark. (Sylvan)
39	D.J. Perry	DB	5-10	180	R-So	RS	Aurora, Ill. (Oswego East / Concordia College Chicago)
40	Jordan Williams	DB	5-9	200	Fr	HS	Oswego, Ill. (Oswego East)
41	Robert Columbus	RB	6-2	205	R-Sr	3	Kirkwood, Mo. (Kirkwood)
42	Brandon Guido	DB	5-9	190	Fr	HS	Naperville, Ill. (Waubonsie Valley)
43	Connor Aldrich	DB	6-0	170	Fr	HS	Rockford, Ill. (Harlem)
44	Nick Stricker	SB	6-2	245	Fr	HS	Lemont, Ill. (Lemont)
45	Joe Caputo	LB	6-2	235	R-Sr	3	Mount Prospect, Ill. (John Hersey)
46	Ameer Aqel	LB	6-2	220	Fr	HS	Orland Hills, Ill. (Andrew)
47	Anthony Shockey	LB	6-1	210	Fr	HS	Lombard, Ill. (Glenbard East)
48	Alex Smith	SB	6-2	225	R-Jr	2	Pompano Beach, Fla. (Blanche Ely)
49	Grant Edwards	LB	6-1	225	Fr	HS	Springfield, Ill. (Sacred Heart Griffin)
50	Sean Williams	LB	6-2	245	R-Jr	2	Chicago, Ill. (Morgan Park)
51	Dytarious Johnson	LB	6-1	270	Jr	2	Prattville, Ala. (Prattville/Alabama Prep)
52	Jason Johnson	LB	6-2	200	Fr	HS	Matteson, Ill. (Rich Central)

#	NAME	POS	HT	WT	YR	EXP	HOMETOWN (HIGH SCHOOL/JC)
53	Stone Galloway	K	5-11	205	Fr	HS	Collinsville, Ill. (Althoff Catholic)
54	BJ Ojo	LB	6-3	215	R-Sr	1	Houston, Texas (Manvel / Riverside City College)
55	Charlie Brooks	DL	6-0	235	Fr	HS	Flossmoor, Ill. (Homewood-Flossmoor)
57	Aaron 'Tiger' Woods	DL	6-3	250	R-So	SQ	Chicago, Ill. (Hinsdale South)
58	Anthony Imperio	OL	6-4	275	Fr	HS	Auburn, Ala. (Auburn)
59	James Ubaike	OL	6-4	280	R-Jr	1	Meriden, Conn. (Maloney / ND College of Science)
60	Aaron Miller	OL	6-5	290	R-Jr	1	Kaneohe, Haw. (St. Louis Prep)
61	Ben Solomon	OL	6-2	300	R-So	1	Indianapolis, Ind. (Bishop Chatard)
64	Jerit Medler	OL	6-2	265	Fr	HS	Assumption, Ill. (Central A&M)
65	Gordon Looper	OL	6-5	320	R-Sr	SQ	Chicago, Ill. (Hales Franciscan / College of DuPage)
66	Drew Walega	OL	6-6	300	R-Jr	2	Chicago, Ill. (St. Rita)
67	Chad Strickland	OL	6-5	280	Fr	HS	Salem, Ala. (Smiths Station)
68	Luther Harris	OL	6-6	375	R-Jr	2	Oklahoma City, Okla. (Heritage Hall)
69	Stephen Elmore	LS	6-0	240	So	1	Belleville, Ill. (Belleville East)
70	Bryce Coulson	LS	6-3	275	R-Jr	SQ	Brisbane, Australia (John Paul/Pima College)
71	Jose Sanchez	OL	6-4	340	R-So	1	Melrose Park, Ill. (Westchester Saint Joseph)
72	Elkhanan Tanelus	OL	6-2	330	Fr	HS	Naples, Fla. (Barron Collier)
73	Dylan Czerlanis	OL	6-4	290	Fr	HS	Antioch, Ill. (Antioch)
74	Dylan Scaggs	OL	6-6	295	Fr	HS	West Plains, Mo. (West Plains)
75	Ronell Deo	DL	6-2	265	R-Sr	1	Elk Grove, Calif (Franklin/Sierra College)
76	Cole Hoover	OL	6-4	260	R-Jr	2	Charleston, Ill. (Charleston)
77	Ivan Gleyzer	OL	6-4	290	Fr	HS	Lincolnshire, Ill. (Stevenson)
79	Anthony Sottosanto	OL	6-0	285	Fr	HS	Frankfort, Ill. (Lincoln-Way East)
80	Bryce Walker	SB	6-4	200	R-Fr	1	Duncanville, Texas (Duncanville)
81	Jalen Johnson	WR	6-2	190	R-So	1	Owasso, Okla. (Owasso)
82	Xander Richards	WR	6-4	180	R-So	1	Burleson, Texas (Burleson Centennial)
83	Teriq Phillips	WR	6-3	185	So	1	Pompano Beach, Fla. (St. Thomas Aquinas)
84	Ryan James	WR	6-3	205	R-So	TR	Chicago, Ill. (De La Salle Institute / Purdue Univ.)
85	Kirk Pinkston Jr.	WR	5-10	175	Fr	HS	Indianapolis, Ind. (Lawrence Central)
86	James Sheehan	SB	6-3	220	R-Sr	3	Flossmoor, Ill. (Homewood-Flossmoor)
87	Bron Hill	WR	6-5	195	R-So	1	Lansing, Ill. (Thornton Fractional South)
88	Trevon Brown	WR	6-0	190	Fr	HS	Oak Park, Ill. (Oak Park-River Forest)
89	Eric Rooks	WR	6-3	195	R-Fr	TR	Chicago, Ill. (De La Salle Institute / Univ. of Hawaii)
90	Josh Delgado	K	5-11	245	So	1	Duncanville, Texas (Duncanville)
91	D'Mitri George	DE	6-3	255	R-So	1	Lafayette, Ind. (Central Catholic)
92	Cameron Leach	DL	6-1	285	Fr	HS	Chicago, Ill. (Nazareth Academy)
93	McKinley Neville	DL	6-3	260	Fr	HS	Batavia, Ill. (Batavia)
94	Dominic Moore	DL	6-7	290	Fr	HS	Chicago, Ill. (Chicago Perspectives Charter)
95	Kylan Cole	DE	6-2	280	R-So	1	Zionsville, Ind. (Carmel)
96	Terrell Greer	DL	5-10	305	Sr	3	Chicago, Ill. (Mount Carmel)
97	Tim Varga	DL	6-3	240	Fr	HS	Elk Grove Village, Ill. (Elk Grove Village)
98	Anthony Lewis	LB	6-0	205	R-Fr	RS	Chicago, Ill. (St. Laurence)
99	Jayden O'Neal	DL	6-1	275	R-Fr	RS	Chicago, Ill. (Simeon)

(EIU Pronunciation Guide)

4 Jaylin Hayes BEN-uh-field	38 Darius waw-DELL	79 Anthony So-toh-SAWN-toh
5 NEE-COLA Wadsworth	42 Brandon GWEE-doe	82 ZANDER Richards
7 ISAIAH Gulley	46 Aw-MEER uh-KWELL	83 Tuh-REEK Phillips
9 Nick ROSS-ler	54 B. J. OH-Joe (like "mojo")	88 TRAY-von Brown
12 MARCUS Ray	58 Anthony Im-PEER-ee-oh	93 McKinley NEV-ull (rhymes with "devil")
13 X-ZAY-vur Shugars	59 James you-BOCK-ay	
13 Christian Muh-SOOCH-ee	66 Drew waw-LEE-guh	
16 Jo-ELL Barrows	70 Bryce COAL-sun	
20 Marcus BORN-slay-ter	72 El-Cannon TAN-uh-luss	
22 Courtney Rowell (rhymes with "towel")	73 Dillon Zer-LAN-is	
30 NILE (rhymes with "file") Hill	75 Roh-NELL DAY-oh	
31 Anthony Muh-NAW-vez	77 Ivan GLAY-zer	

2019 EIU PANTHERS ALPHABETICAL ROSTER

#	PLAYER	POS
43	Connor Aldrich	DB
46	Ameer Aqel	LB
14	Jaylon Banks	QB
16	Joel Barrows	LB
20	Marcus Bornslater	SAF
11	Johnathan Brantley	QB
55	Charlie Brooks	DL
6	Edwyn Brown	DB
88	Trevon Brown	WR
45	Joe Caputo	LB
95	Kylan Cole	DE
41	Robert Columbus	RB
2	DeWayne Cooks Jr	WR
70	Bryce Coulson	LS
4	Raymond Crittenden	SAF
8	Antonio Crosby	SAF
73	Dylan Czerlanis	OL
36	TJ Davis	DB
90	Josh Delgado	K
75	Ronell Deo	DL
2	Bryce Dewberry	SAF
49	Grant Edwards	LB
69	Stephen Elmore	LS
29	Jonas Filer	DB
53	Stone Galloway	K
91	D'Mitri George	DE
1	Scotty Gilkey, Jr.	QB
77	Ivan Gleyzer	OL
96	Terrell Greer	DL
42	Brandon Guido	DB
7	Iziah Gulley	LB
27	David Hardwick	RB
68	Luther Harris	OL
4	Jaelin Hayes-Benefield	RB
87	Bron Hill	WR
9	Isaiah Hill	WR
30	Nile Hill	DB
76	Cole Hoover	OL
32	Dylan Hughes	DB
58	Anthony Imperio	OL
26	Jordan Jackson	DB
84	Ryan James	WR
33	Austin Johnson	LB
51	Dytarious Johnson	LB
35	Eric Johnson	RB
81	Jalen Johnson	WR
52	Jason Johnson	LB
34	Matt Keys	SB
92	Cameron Leach	DL
98	Anthony Lewis	DL
19	Robbie Lofton II	WR
65	Gordon Looper	OL
31	Anthony Manaves	SB
13	Christiaan Masucci	K/P
28	Skyler Mayes	LB
24	Darshon McCullough	RB
64	Jerit Medler	OL
60	Aaron Miller	OL
94	Dominic Moore	DL
93	McKinley Neville	DL
6	Jonah O'Brien	QB

54	BJ Ojo	LB
99	Jayden O'Neal	DL
3	Cornelius Page	DB
12	Donovan Perkins	DB
39	D.J. Perry	WR
83	Teriq Phillips	WR
85	Kirk Pinkston Jr.	WR
7	Payton Powell	WR
12	Marques Ray	WR
5	Matt Reyna	WR
82	Xander Richards	WR
9	Nick Roessler	K/P
89	Eric Rooks	WR
23	JJ Ross	DB
37	Matt Ross	DB
22	Courtney Rowell	RB
71	Jose Sanchez	OL
74	Dyahn Scaggs	OL
86	James Sheehan	SB
25	Charles Shelton IV	DB
47	Anthony Shockey	LB
13	Xzavier Shugars	DB
15	Will Shumpert	WR
48	Alex Smith	SB
61	Ben Solomon	OL
79	Anthony Sottosanto	OL
44	Nick Stricker	SB
67	Chad Strickland	OL
72	Elkhanan Tanelus	OL
58	James Ubaike	DL
97	Tim Varga	DL
38	Darius Waddell	SAF
5	Nikola Wadsworth	LB
66	Drew Walega	OL
3	Chris Walker	RB
80	Bryce Walker	SB
40	Jordan Williams	DB
21	Mark Williams	DB
50	Sean Williams	LB
8	Harry Woodbery	QB
57	Aaron 'Tiger' Woods	DL

Roster Break Down By State

Illinois	53
Texas	8
Florida	6
Indiana	6
Arkansas	5
Missouri	5
Oklahoma	4
Alabama	3
Georgia	2
Kentucky	2
Ohio	2
California	1
Connecticut	1
Hawai'i	1
Tennessee	1
Australia	1

14 -- JAYLON BANKS

Quarterback • 6-1 • 190 • RS-Sophomore
Oswego, Ill. (Oswego East HS)



2018 (RS-FRESHMAN): Appeared in two games during the season... took first collegiate snap at Tennessee Tech... played at the end of the game in home win over Austin Peay... did not record any statistics in either game...

2017 (FRESHMAN): Redshirted 2017 season...

HIGH SCHOOL: Played for coach Tyson LeBlanc at Oswego East HS... as a senior led team to a 9-2 record advancing to the second round of the IHSA Class 8A State Playoffs... passed for 1,983 yards and 22 touchdowns as a senior to set school record in both categories... named first team All-Area by the Beacon News... father Jason Banks played football at Northern Illinois...

20 -- MARCUS BORNSLATER, JR.

Safety • 6-3 • 200 • RS-Sophomore
Crossett, Ark. (Crossett HS)



2018 (RS-FRESHMAN): Member of team but did not play in any games due to injury...

2017 (FRESHMAN): Redshirted 2017 season...

HIGH SCHOOL: Was a versatile player on offense, defense and special teams for coach Sonny Nason at Crossett HS... had 61 tackles with two interceptions and three fumble recoveries on defense... had 408 punt and kickoff return yards as a senior with two punt returns for touchdown... on offense scored four touchdowns... played in the AHSCA All-Star game as a senior...

11 -- JOHNATHAN BRANTLEY

Quarterback • 6-1 • 195 • Senior
Houston, Texas (CE King HS / Tulane University)



2018 - OVC All-Newcomer Team

2018 (JUNIOR): Played in ten games making nine starts at quarterback... did not play at Tennessee Tech due to injury... named to Ohio Valley Conference All-Newcomer Team... set OVC and EIU record for consecutive passes thrown without an interception with 230... finished season 200-of-307 with two interceptions and a completion percentage of 65.1 percent which ranked 9th in the FCS... passed for a season high 443 yards against Indiana State going 37-of-49... the 443 yards ranked as the eighth best single season total in school history... finished Indiana State game with 458 yards of total offense which ranked as the sixth best single season total in school history... passed for 328 yards against Murray State going 28-of-42... finished season with 2,016 passing yards and 14 touchdown passes... added 310 rushing yards with six touchdowns... passed for four touchdowns against Indiana State... named OVC Newcomer of the Week on Sept. 16 following game against Indiana State..

TULANE UNIVERSITY: Played two seasons at Tulane University and will be a junior at EIU during 2018 season... played in six games during the 2017 season with a start at Oklahoma... was 10-of-17 passing for 101 yards and one interception... rushed for 193 yards and three touchdowns... playing in eight games with two starts in 2016 starting against UL Lafayette and Navy... was 8-of-21 for 51 yards... rushed for 202 yards...

HIGH SCHOOL: Played HS football at C.E. King HS in Houston... passed for 5,539 yards and 55 touchdowns while rushing for 2,159 yards and 32 touchdowns during prep career... during senior season threw for 2,147 yards and 20 touchdowns with just three interceptions as team went 9-3... added 844 yards and 16 touchdowns on the ground.

CAREER STATISTICS FOR BRANTLEY ...

YEAR	G/GS	C-A-Int	PCT	YARDS	TDs	RUSH YDs	TDs
2016 (T)	8/2	8-21-0	38.1	51	0	46	0
2017 (T)	6/1	10-17-1	58.8	101	0	34	3
Tulane	14/3	18-38-1	47.3	152	0	80	3
2018 (E)	10/9	200-307-2	65.1	2016	14	100	6
Career	24/12	218-345-3	63.1	2168	14	180	9

6 -- EDWYN BROWN

Defensive Back • 6-5 • 200 • RS-Sophomore
Belleville, Ill. (Althoff Catholic HS)



2018 - Second team Freshman All-American

2018 (RS-FRESHMAN): Played in all 11 games moving into starting line-up at rover for all eight Ohio Valley Conference games... ranked fourth on the EIU team in tackles with 55 including 38 solo stops... ranked first in the OVC among freshman for total tackles.... posted double figure tackles with 11 against UT Martin and ten at Eastern Kentucky... had 2.5 tackles for loss with one coming in opener at SEC member Arkansas... tied for team lead with two

interceptions with one coming against Murray State and one against Austin Peay... joined EIU basketball team in late November for 2018-19 season... named a second team Freshman All-American...

2017 (FRESHMAN): Redshirted 2017 season...

HIGH SCHOOL: Played for coach Ken Turner at Belleville Althoff Catholic HS... two-time St. Louis All-Metro selection... had 25 tackles with six interceptions as a junior... had eight interceptions with 19 tackles as a senior... saw time at wide receiver as a senior catching 29 passes for 511 yards and ten touchdowns... led team to an 11-1 record as a senior advancing to the IHSA Class 4A quarterfinals...

CAREER STATISTICS FOR BROWN ...

YEAR	G/GS	ST	AT	TT	TFL	PBU	INT	Other
2017	Redshirted at Eastern Illinois							
2018	11/8	38	17	55	2.5	2	0	---

45 -- JOE CAPUTO

Linebacker • 6-2 • 235 • RS-Senior
Mount Prospect, Ill. (Hersey HS)



2018 - FCSADA Academic All-Star Team

2018 (JUNIOR): Started all 11 games at linebacker... finished season as team's leading tackler with 86 tackles, 45 solo... ranked ninth in the OVC in total tackles... had double figure tackles in three games with a high of 13 tackles at Illinois State and against UT Martin... added 11 tackle game with nine solo stops against Murray State... finished season with 7.5 tackles for loss including a 1.5 tackle for loss game against UT Martin... had a sack at Eastern Kentucky and a

half sack at Tennessee Tech.. add three pass break-ups, one forced fumble and two fumble recoveries... named to FCSADA Academic All-Star team...

2017 (SOPHOMORE): Started all 11 games at linebacker... finished season with 63 tackles including 32 solo stops.. ranked fourth on the team in total tackles... season high 11 tackles (six solo) against Jacksonville State... had eight tackles in final regular season game at Austin Peay... finished year with 6.5 tackles for loss... season high two tackles for loss at Tennessee State... had one fumble recovery at Tennessee State... had one interception at Northern Illinois and three pass break-ups for the season (two against Illinois State)...

2016 (RS-FRESHMAN): Played in all games seeing time on special teams and as a reserve linebacker... finished season with 17 tackles including ten solo stops... season high four tackles at Tennessee Tech and at Jacksonville State... first collegiate tackle was in season opener against Western Illinois...

2015 (FRESHMAN): Redshirted 2015 season...

HIGH SCHOOL: Played for coach Joe Pardun at John Hersey HS in Arlington Heights... helped team post 6-4 record as a senior advancing to the first round of the IHSA Class 7A playoffs... named All-Conference Mid-Suburban East... helped team win conference championship playing both quarterback and linebacker...

CAREER STATISTICS FOR CAPUTO ...

YEAR	G/GS	ST	AT	TT	SK	TFL	Other
2015	Redshirted at EIU						
2016	11/0	10	7	17	0	0	---
2017	11/11	32	31	63	0	6.5	1 INT
2018	11/11	45	41	86	1.5	7.5	2 FR
Career	33/22	87	79	166	1.5	14.0	---

95 -- KYLAN COLE

Defensive End • 6-2 • 280 • RS-Sophomore
Zionsville, Ind. (Carmel HS)



2018 (RS-FRESHMAN): Played in four games seeing time as a reserve defensive lineman... did not have any statistics...

2017 (FRESHMAN): Redshirted 2017 season...

HIGH SCHOOL: Played for coach John Herbert at Carmel HS... helped lead team to Indiana Class 6A State Championship as a senior... finished season with 48 tackles including ten tackles for loss...

41 -- ROBERT COLUMBUS

Running Back • 6-2 • 205 • RS-Senior
Kirkwood, Mo. (Kirkwood HS)



2018 (JUNIOR): Played in seven games seeing time as a reserve running back and on special teams... had 19 carries for 58 yards on the year... season high was 24 yards at Tennessee Tech on three carries... had three receptions for 20 yards on the year with two catches for 15 yards coming at Illinois State... on special teams made five tackles... had three tackles against Tennessee State and two tackles at Tennessee Tech... had a fumble recovery against Tennessee State...

2017 (SOPHOMORE): Moved to offense during spring practice and saw time at running back... appeared in ten games during the season with 13 carries for 31 yards... season high was 13 yards in five carries against Illinois State... had four receptions for 43 yards against Illinois State... saw time on special teams starting on kickoff coverage team... finished year with three tackles at Northern Illinois, at Murray State and at UT Martin...

2016 (RS-FRESHMAN): Played in ten games primarily on special teams... finished season with four tackles... had single tackles against Western Illinois, Miami (Ohio), Austin Peay and Tennessee State...

2015 (FRESHMAN): Redshirted 2015 season...

HIGH SCHOOL: Played for coach Matt Irvin at Kirkwood HS... rushed for 963 yards on 137 carries for a seven yards per carry average... had 15 rushing touchdowns and 18 touchdowns total with three on 21 pass receptions for 156 yards... as a defensive back made 16 tackles with four sacks and four tackles for loss... helped team reach Missouri Class 6 state quarterfinals finishing year with an 11-2 record... named first team All-Conference South Division and third team All-Metro as a senior...

CAREER STATISTICS FOR COLUMBUS ...

YEAR	G/GS	ST	AT	TT	SK	TFL	Other
2015	Redshirted at EIU						
2016	10/0	1	3	4	0	0	---

YEAR	G/GS	RUSH	YDS	TD	LNG	OTHER
2017	10/0	13	31	0	8	4 rec / 43 yds
2018	7/0	19	58	0	13	3 rec / 20 yds
Career	27/0	32	89	0	13	7 rec / 63 yds

2 -- DEWAYNE COOKS JR

Wide Receiver • 6-2 • 155 • RS-Freshman
Tulsa, Okla. (Booker T. Washington HS)



2018 (FRESHMAN): Played in four games during 2018 season and will use redshirt season as part of new NCAA competition rule... had one catch for three yards against Southeast Missouri...

HIGH SCHOOL: Played for coach Brad Calip at Booker T. Washington HS in Tulsa... helped lead team to Oklahoma Class 6A State Championship as a senior ending year with a 12-1 record... caught 41 passes for 883 yards and 11 touchdowns as a senior... had three games over 100-yards receiving with a high of 175 yards and four touchdowns against Bartlesville HS... added 194 yards rushing including a 100-yard rushing game against Sapula HS... named honorable mention All-State as a senior...

55 -- BRYCE COULSON

Long Snapper • 6-3 • 275 • RS-Junior
Brisbane, Australia (John Paul College / Pima College)



2018 (JUNIOR): Did not appear in any games in 2018 using redshirt season...

PIMA COLLEGE: Played one season at Pima Community College in Arizona during the 2017 season... appeared in five games as the long snapper for a team that posted a 2-9 record... attended the Kohl's Kicking, Punting and Long Snapping Western Showcase following freshman season...

HIGH SCHOOL: Attended John Paul College in Brisbane, Australia...

4 -- RAYMOND CRITTENDEN

Safety • 6-1 • 205 • RS-Junior
Hallandale, Fla. (Hallandale HS)



2018 (RS-SOPHOMORE): Played in all 11 games making eight starts at free safety... finished year with 51 tackles, 32 solo to rank sixth on team in total tackles... had a season high 11 tackles against Indiana State... added nine tackles in final regular season game at Southeast Missouri... had one tackle for loss at Illinois State and a half tackle for loss at Tennessee Tech... had one forced fumble at Tennessee Tech and a pass break-up against Tennessee State...

2017 (SOPHOMORE): Suffered season ending injury in fall camp and used medical redshirt season...

2016 (FRESHMAN): Played in all 11 games seeing time on special teams and as a reserve safety... finished season with seven tackles (two solo)... had a season high three tackles at Jacksonville State... made first collegiate tackle at Illinois State... had one pass break-up against Austin Peay... competed for EIU track during indoor season running the 60m hurdles...

HIGH SCHOOL: Played for coach Dameon Jones at Hallendale HS... helped team advance to the Florida Class 5A state playoffs as a senior finishing year with a 10-3 record... also ran track placing fourth in Florida Class 2A state track meet in the 300m hurdles as a junior...

CAREER STATISTICS FOR CRITTENDEN ...

YEAR	G/GS	ST	AT	TT	TFL	PBU	INT	Other
2016	11/0	2	5	7	0	1	0	1 FR
2017	Used medical redshirt season							
2018	11/8	32	19	51	1.5	1	0	1 FF
Career	22/8	34	24	58	1.5	2	0	---

8 -- ANTONIO CROSBY

Safety • 5-10 • 195 • RS-Junior
Chicago, Ill. (Simeon HS)



JUNIOR (2018): Played in three games using redshirt season per new NCAA competition rules... had four tackles with two coming in season opener at Arkansas... added solo tackles at Illinois State and against Tennessee State...

SOPHOMORE (2017): Played in all games as a nickle package defensive back and on special teams... finished the season with 23 tackles (11 solo)... had a season high four tackles in three games (at Northern Illinois, Eastern Kentucky and at Austin Peay)... had a tackle for loss at Austin Peay... had a half tackle for loss against Illinois State... had one fumble recovery at Tennessee State... had a pass break-up against Eastern Kentucky...

FRESHMAN (2016): Played in nine games on special teams... finished season with four tackles... made first collegiate tackle against Illinois State... finished with a season high two tackles against UT Martin...

HIGH SCHOOL: Played for coach Dante Culbreath at Simeon HS in Chicago... led a defensive unit that allowed only 13 points per game making the IHSA playoffs all four seasons... as a senior team advanced to the second round of the IHSA Class 7A state playoffs... as a junior team advanced to the IHSA Class 8A semifinals... had 91 tackles with six sacks and four forced fumbles...

CAREER STATISTICS FOR CROSBY ...

YEAR	G/GS	ST	AT	TT	TFL	PBU	INT	Other
2016	9/0	0	4	4	0	0	0	---
2017	11/0	11	12	23	1.5	1	0	1 FR
2018	3/0	3	1	4	0	0	0	---
Career	23/0	14	17	31	1.5	1	0	---

90 -- JOSH DELGADO

Kicker • 5-11 • 245 • Sophomore
Duncanville, Texas (Duncanville HS)



2018 (FRESHMAN): Played in all 11 games serving as the kickoff specialist... averaged 58.4 yards per kickoff with 13 touchbacks on 64 kicks... made five tackles on special teams including two against Indiana State...

HIGH SCHOOL: Played for coach Reginald Samples at Duncanville HS... named first team All-District kicker as a senior... named top kicker at Wisconsin Football Summer Camp in 2017... ULM Showcase Kick Off Champion... as a senior was 71-of-73 on extra point attempts (two other attempts blocked) as team went 11-1... connected for nine field goals with a long of 44 yards... named first team Academic All-State... had 100 percent of kickoffs as a senior result in touchbacks... averaged 45 yards per punt... Kohl's #6 rated place kicker in 2015 National Showcase...

CAREER STATISTICS FOR DELGADO...

YEAR	G	KO	Avg.	TB	OB
2018	11	64	58.4	13	2

75 -- RONELL DEO

Defensive Line • 6-2 • 265 • RS-Senior
Elk Grove, Calif. (Franklin HS / Sierra College)



2018 (RS-JUNIOR): Played in six games seeing time on special teams unit... finished season with one tackle against UT Martin...

2017 (JUNIOR): Member of scout team... redshirted 2017 season at EIU...

JUNIOR COLLEGE: Played two seasons at Sierra College in Rocklin, Calif.... during 2016 season played in ten games making 44 tackles with 2.5 sacks... added five tackles for loss and three pass break-ups... season best game was eight tackles against Sacramento City College... in 2015 played in eight games making 13 tackles with 1.5 tackles for loss and one fumble recovery...

HIGH SCHOOL: Played at Franklin HS in Elk Grove, Calif... as a senior registered 42 tackles with six sacks... had four sacks against Pleasant Grove HS as team finished season with a 7-5 record...

2 -- BRYCE DEWBERRY

Safety • 5-10 • 210 • Sophomore
McDonough, Ga. (Eagles Landing HS)



2018 (FRESHMAN): Played in all games making three starts late in the season at free safety... named the Ohio Valley Conference Newcomer of the Week on Oct. 21 following performance against UT Martin... had 30 tackles on the year with 19 solo stops... had seven tackles against UT Martin with a half tackle for loss and 61-yard interception return for touchdown... had a forced fumble at Jacksonville State... finished year with three pass break-ups...

HIGH SCHOOL: Three years starter at wide receiver and defensive back/safety at Eagles Landing HS in McDonough, Ga... younger brother of former EIU All-OVC safety Bradley Dewberry... on offense had 36 receptions for 567 yards and six touchdowns as a senior... on defense had five interceptions and 73 career tackles... named first team All-Region as a senior... was honorable mention All-State... helped team win first state playoff game in school history... defensive MVP at Cam Newton 7-on-7 Southeastern USA Regional...

CAREER STATISTICS FOR DEWBERRY ...

YEAR	G/GS	ST	AT	TT	TFL	PBU	INT	Other
2018	11/3	19	11	30	0.5	3	1	61ydTD

69 -- STEPHEN ELMORE

Long Snapper • 6-0 • 240 • Sophomore
Belleville, Ill. (Belleville East HS)



2018 (FRESHMAN): Played in all 11 games as the starting long snapper for field goal, extra point and punt teams... snapped for second team All-OVC punter & kicker Nick Bruno... was injured during Tennessee State game but returned next game at Tennessee Tech to resume long snapping duties...

HIGH SCHOOL: Played center and long snapper at Belleville East HS... attended Kohl's Kicking Camp... named an All-City selection by Belleville HS football coaches...

29 -- JONAS FILER

Defensive Back • 5-9 • 170 • RS-Sophomore
Chicago, Ill. (Chicago Mt. Carmel HS)



2018 (RS-FRESHMAN): Played in all 11 games appearing as a reserve defensive back and on special teams... finished season with three tackles... had tackles against Arkansas, UT Martin and Southeast Missouri...

2017 (FRESHMAN): Redshirted 2017 season...

HIGH SCHOOL: Played for coach Frank Lenti at Chicago Mt. Carmel HS... helped team win Prep Bowl Championship as a senior with a 4-0 record including wins over DeLaSalle, St. Rita, Brother Rice and Simeon... finished season with 33 tackles and four fumble recoveries... had an interception in Prep Bowl Championship win over Simeon...

91 -- D'MITRI GEORGE

Defensive End • 6-3 • 255 • RS-Sophomore
Lafayette, Ind. (Lafayette Central Catholic HS)



2018 (RS-FRESHMAN): Played in all 11 games making two starts at defensive end during the middle portion of the season... finished year with 14 tackles, five solo stops... had a season high three tackles at Arkansas and against Murray State... had 2.5 tackles for loss and a sack in opener at SEC member Arkansas...

2017 (FRESHMAN): Redshirted 2017 season...

HIGH SCHOOL: Played for coach Kevin O'Shea at Lafayette Central Catholic HS... recorded 77 tackles with 51 solo stops as a senior including 18 tackles for loss, three sacks and two blocked field goals... as a junior helped lead team to Indiana Class 1A State Championship making 104 tackles with 19 tackles for loss and nine sacks... named first team All-State as a senior...

CAREER STATISTICS FOR GEORGE ...

YEAR	G/GS	ST	AT	TT	TFL	SK
2017	Redshirted at EIU					
2018	11/2	5	9	14	2.5	1

1 -- SCOTTY GILKEY JR.

Quarterback • 6-4 • 240 • RS-Junior
Tulsa, Okla. (Edison HS)



2019 (JUNIOR): Named a nominee for the Allstate AFCA Good Works Team in July...

2018 (SOPHOMORE): Appeared in season opener at Arkansas as the holder for extra points and field goals... missed remainder of the season with an injury...

2017 (RS-FRESHMAN): Appeared in nine games making five starts at quarterback... made first collegiate start against Southeast Missouri and became first EIU freshman quarterback to win their first career start since Eric Arnold in October of 1987... rushed for 20 yards and a touchdown in first collegiate action at Northern Illinois... rushed for 13 yards and passed for 17 yards against Illinois State... in first career start against Southeast Missouri rushed for 98 yards and passed for 142 yards with two touchdowns... season high for rushing yards was 104 at Tennessee State which included two rushing touchdowns - second one was in double overtime to win the game... was named the OVC Player and Newcomer of the Week on Oct. 1 for win at Tennessee State... passed for season high 213 yards at Eastern Kentucky including last minute drive to tie the game in regulation with a touchdown pass... named OVC Newcomer of the Week following the win over Eastern Kentucky... for the season rushed for 274 yards and six touchdowns... passed for 606 yards and three touchdowns, was 53-of-118 with five interceptions...

2016 (FRESHMAN): Redshirted 2016 season...

HIGH SCHOOL: Played senior season at Edison HS in Tulsa, Okla... son of former EIU tight end Scott Gilkey... as a senior passed for 1,700 yards, rushed for 560 yards and scored 21 total touchdowns... rated a 3-star recruit by Rivals.com... as a junior started three games at Broken Arrow HS... played freshman season for his dad at Pawhuska HS...

Misc.: During Christmas of 2017 spearheaded local toy drive which bought toys for local children's shelter... challenged teammates and community to also donate to this cause... during 2018 fall helped collect and donate backpacks/school supplies for local community grade school students...

CAREER STATISTICS FOR GILKEY ...

YEAR	G/GS	C-A-Int	PCT	YARDS	TDs	RUSH	YDs	TDs
2016		Redshirted at Eastern Illinois						
2017	9/5	53-118-5	44.9	606	3	107	274	6
2018	1/0	0-0-0	.000	--	-	--	--	-

96 -- TERRELL GREER

Defensive Line • 5-10 • 305 • Senior
Chicago, Ill. (Mt. Carmel HS)



2019 - Preseason All-OVC

2018 (JUNIOR): Played in all 11 games making eight starts on the defensive line... finished year with 48 tackles, 15 solo stops... season high nine tackles against Indiana State... had eight tackle games at SEC member Arkansas and UT Martin... had three tackles for loss with one against Murray State and one against UT Martin... had a fumble recovery against UT Martin...

2017 (SOPHOMORE): Started all 11 games on the defensive line... finished season with 29 tackles including 13 solo stops... credited with blocked field goal in second overtime at Murray State that won game... had a season high five tackles at Tennessee State (two solo)... finished season with five tackles for loss including season high two at Murray State... had 2.5 sacks for the year with two sacks at Murray State and a half sack against Eastern Kentucky...

2016 (FRESHMAN): Played in all 11 games on the defensive line... made one start against Tennessee State... finished year with 19 tackles (six solo)... had a season high four tackles in win at FBS member Miami (Ohio)... added three tackles at Southeast Missouri and Eastern Kentucky... had a sack in season opener against Western Illinois... had a half sack at Eastern Kentucky... added one quarterback hurry against Tennessee State...

HIGH SCHOOL: Played at Chicago Mount Carmel HS for coach Frank Lenti... blocked point after attempt as a senior in 7-6 win over St. Rita that propelled high school to the Chicago Prep Bowl game... finished season with 41 tackles including 14 tackles for loss... named All-Area by Daily Southtown as a senior...

CAREER STATISTICS FOR GREER ...

YEAR	G/GS	ST	AT	TT	SK	TFL	Other
2016	11/1	6	13	19	1.5	1.5	---
2017	11/11	13	16	29	2.5	5.0	1 BLK FG
2018	11/8	15	33	48	0	3.0	1 FR
Career	33/20	34	62	96	4.0	9.5	

7 -- IZIAH GULLEY

Linebacker • 6-2 • 210 • RS-Junior
Camden, Ark. (Camden Fairview HS)



2018 (SOPHOMORE): Played in ten games making starts in the first three games of the season at the rover position... finished season with 31 tackles, 19 solo stops... had a season high seven tackles in opener at SEC member Arkansas... had six tackles including five solo against Austin Peay... had a tackle for loss against Austin Peay and half tackle for loss at Arkansas... finished season with two pass break-ups...

2017 (RS-FRESHMAN): Played in all 11 games making five starts at safety... finished the season with 45 tackles including 20 solo... made first collegiate tackle at Northern Illinois... had a season high nine tackles in final regular season game at Austin Peay... had six tackles against Southeast Missouri and at Murray State... had have tackles for loss at UT Martin and against Eastern Kentucky... finished year with three pass break-ups...

2016 (FRESHMAN): Redshirted 2016 season...

HIGH SCHOOL: Played for coach Mike Cox at Camden Fairview HS... finished senior season with 58 total tackles (38 solo)... had three forced fumbles, one tackle for loss and one interception... helped team advance to Class 5A state playoffs as a senior...

CAREER STATISTICS FOR GULLEY ...

YEAR	G/GS	ST	AT	TT	TFL	PBU	INT	Other
2016	Redshirted at EIU							
2017	11/5	20	25	45	1	3	0	---
2018	10/3	19	12	31	1.5	2	0	---
Career	21/8	39	37	76	2.5	5	0	

68 -- LUTHER HARRIS

Offensive Line • 6-6 • 375 • RS-Junior
Oklahoma City, Okla. (Heritage Hall HS)



2018 (JUNIOR): Played in four games making two starts at right guard... helped block for one of the top FCS offensive units that finished 9th in passing offense, 23rd in total offense and 25th in scoring offense... will use redshirt season based on new NCAA competition rules...

2017 (SOPHOMORE): Played in all 11 games making three starts at right guard... helped block for second team All-OVC running back Isaiah Johnson who finished fourth in the league in rushing...

2016 (FRESHMAN): Played in ten games primarily on special teams punt and field goal units... started season opener against Western Illinois at right guard... blocked for an offensive unit that ranked second in the OVC in rushing yards (184.5 ypg) and third in the OVC in total offense (404.8 ypg)... helped running back Devin Church become 12th EIU player with 1,000 yards rushing in a season...

HIGH SCHOOL: Played offensive tackle for coach Brett Bogert at Heritage Hall HS... helped pave the way for back-to-back Oklahoma Class 3A state championships... four-year starter... rated Top 30 prospect in the state by The Oklahoman... first team All-State... blocked for an offense that averaged 51.7 points per game during senior year... earned MVP honors of EastBay Youth All-American Bowl as a freshman...

87 -- BRON HILL

Wide Receiver • 6-5 • 195 • RS-Sophomore
Lansing, Ill. (Thornton Fractional South HS)



2018 (RS-FRESHMAN): Played in one game at Southeast Missouri... did not record any statistics...

2017 (FRESHMAN): Redshirted 2017 season...

HIGH SCHOOL: Played for coach Tom Padjen at Thornton Fractional South HS... led team with 38 receptions for 724 yards and school record ten touchdowns... helped team advance to IHSA Class 6A state playoffs... named second team All-Area...

76 -- COLE HOOVER

Offensive Line • 6-4 • 260 • RS-Junior
Charleston, Ill. (Charleston HS)



2018 (SOPHOMORE): Played in eight games opening the season at center against SEC member Arkansas... was hurt during the contest and returned to play over final seven games... helped block for one of the top offenses in the FCS with the unit ranked 9th in passing offense, 23rd in total offense and 25th in scoring offense...

2017 (RS-FRESHMAN): Played in all 11 games on the kickoff return unit and field goal unit... saw limited time as a back-up offensive lineman...

2016 (FRESHMAN): Redshirted 2016 season...

HIGH SCHOOL: Played for coaches Tim Hogan and Brian Halsey at Charleston HS... son of late EIU offensive line coach Jeff Hoover... played both tight end and linebacker at CHS earning second team All-Apollo Conference honors at linebacker as a senior... led CHS with 62 tackles as a senior...

26 -- JORDAN JACKSON

Defensive Back • 6-0 • 185 • RS-Junior
Blytheville, Ark. (Blytheville HS)



2018 (SOPHOMORE): Played in nine games seeing time on special teams and as a reserve defensive back... had four tackles on the year with two in the season opener at SEC member Arkansas... added tackles against Tennessee State and at Jacksonville State...

2017 (RS-FRESHMAN): Played in four games on special teams... made one tackle against Illinois State...

2016 (FRESHMAN): Redshirted 2016 season...

HIGH SCHOOL: Played for coach Ben Fisher at Blytheville HS... was a lock down corner that earned 5A East All-Conference honors three times... helped team advance to Arkansas Class 5A playoffs... as a senior had 38 tackles with 14 pass break-ups and one interception... added five rushes for 128 yards... advanced to state track meet in the 4x100 relay as a junior...

33 -- AUSTIN JOHNSON

Linebacker • 6-3 • 245 • RS-Sophomore
St. Petersburg, Fla. (St. Petersburg HS)



2018 (SOPHOMORE): Played in four games and will use redshirt season based on new NCAA competition rules... made two starts at linebacker finishing season with nine tackles.. had season high three tackles at Southeast Missouri... had one tackle for loss at Southeast Missouri... had a fumble recovery against Austin Peay... added one pass break-up...

2017 (FRESHMAN): Played in all 11 games seeing time on special teams kickoff coverage unit... finished year with three tackles including two at Northern Illinois... had one tackle at Murray State...

HIGH SCHOOL: Played for coach Joe Fabrizio at St. Petersburg HS... as a senior recorded 116 tackles with 81 solo stops... had 12 tackles for loss, two sacks, one interception and two pass break-ups... returned interception for a touchdown... during junior season finished with 77 tackles including four tackles for loss... as a senior helped team post an 8-3 record advancing to the Florida Class 7A State Playoffs... selected to play in the Blue-Grey All-American All-Star game as a senior... earned third team All-State as a senior...

CAREER STATISTICS FOR A. JOHNSON ...

YEAR	G/GS	ST	AT	TT	SK	TFL	PBU	FR
2017	11/0	1	2	3	0	0	0	0
2018	4/2	5	4	9	0	1	1	1
Career	15/2	6	6	12	0	1	1	1

51 -- DYTARIOUS JOHNSON

Linebacker • 6-1 • 270 • Junior
Prattville, Ala. (Prattville HS / Alabama Prep)



2018 (SOPHOMORE): Played in all 11 games making ten starts at linebacker... ranked second on team with 78 tackles including a team-high 46 solo stops... had a season high 13 tackles against UT Martin which included 5.5 tackles for loss and a forced fumble... had 12 tackles with 2.5 tackles for loss and a forced fumble against Tennessee State... added ten tackle performances at Eastern Kentucky and at Southeast Missouri... finished year with 15 tackles for loss which ranked second in the OVC and 30th in the FCS... had one sack against

Indiana State... had an interception at Tennessee Tech adding a pass break-up against Indiana State...

2017 (FRESHMAN): Played in all 11 games at linebacker and on special teams... ranked fifth on the team with 53 tackles, highest total for a non-starter... finished year with 35 solo tackles... season high eight tackles in final regular season game at Austin Peay... had seven tackles against Eastern Kentucky... had eight tackles for loss and one sack for the year... sack was against Illinois State... had two tackles for loss at Austin Peay and 1.5 tackles for loss against Eastern Kentucky... had two forced fumbles, one fumble recovery and one pass break-up...

HIGH SCHOOL: Played at Alabama Prep in Birmingham, Ala., in fall of 2016... was a 3-star linebacker at Prattville High School earning first team Alabama Class 7A All-State honors as a senior... finished senior season with 64 tackles, three sacks, four tackles for loss and four pass break-ups... as a junior helped lead Prattville HS to a Class 7A State Runner-Up finish making 82 tackles with one interception, one fumble recovery and four pass break-ups...

CAREER STATISTICS FOR D. JOHNSON ...

YEAR	G/GS	ST	AT	TT	SK	TFL	OTHER
2017	11/0	35	18	53	1	8	2 FF / 1 FR
2018	11/10	46	32	78	1	15	1 INT / 2 FF
Career	22/10	81	50	131	2	23	---

81 -- JALEN JOHNSON

Wide Receiver • 6-2 • 190 • RS-Sophomore
Owasso, Okla. (Owasso HS)



2018 (RS-FRESHMAN): Did not play in any games in 2018, member of scout team...

2017 (FRESHMAN): Redshirted 2017 season...

HIGH SCHOOL: Played for coach Bill Patterson at Owasso HS... earned first team All-District 6A-2 honors, the highest level in the state... had seven touchdown receptions as a senior after hauling in four touchdowns during junior year... averaged 12.3 yards per reception as a junior increasing that average to 18.1 yards per reception as a senior with seven catches over 40 yards...

98 -- ANTHONY LEWIS

Linebacker • 6-0 • 205 • RS-Freshman
Chicago, Ill. (St. Laurence HS)



2018 (FRESHMAN): Played in one game at Jacksonville State... will use redshirt season under new NCAA competition rules...

HIGH SCHOOL: Played linebacker and defensive end at St. Laurence HS in the Chicago neighborhood of Burbank... helped lead team to a 9-4 record advancing to the IHSA Class 6A state playoff quarterfinals... made 67 tackles during the season with 41 solo stops...

19 -- ROBBIE LOFTON

Wide Receiver • 6-3 • 185 • RS-Junior
Lexington, Ky. (Tates Creek HS)



2018 (SOPHOMORE): Played in six games as a reserve wide receiver... had one catch for seven yards at Jacksonville State... made one tackle...

2017 (RS-FRESHMAN): Played in ten games as a reserve wide receiver and on special teams... had one catch for 17 yards at Tennessee State... had one rush for 18 yards against Tennessee Tech...

2016 (FRESHMAN): Redshirted 2016 season...

HIGH SCHOOL: Played for coach Antonie Sims at Tates Creek HS in Lexington, Ky... earned first team All-City honors as a senior... selected to play in the Best of the Bluegrass All-Star game as a senior... hauled in 30 passes for 459 yards and nine touchdowns as a senior... helped team advanced to the Kentucky Class 6A state playoffs...

CAREER STATISTICS FOR LOFTON ...

YEAR	G/GS	RCPTs	YDs	YDs/REC	TDs	LONG	Other
2016	Redshirted at EIU						
2017	10/0	1	17	17	-	17	1 Rush
2018	6/0	1	7	7	-	7	1 Tackle
Career	16/0	2	24	12	-	17	---

65 -- GORDON LOOPER

Offensive Line • 6-5 • 320 • RS-Senior
Chicago, Ill. (Hales Franciscan HS / College of DuPage)



2018 (RS-JUNIOR): Did not appear in any games in 2018... member of scout team...

JUNIOR COLLEGE: Played two seasons at College of DuPage... helped lead team to a 7-3 record and appearance in the Red Grange Bowl during sophomore season... blocked for an offense that 381 yards per game while scoring 27 points per game...

HIGH SCHOOL: Played high school football at Hales Franciscan in Chicago earning All-Chicago Catholic League Red Division honors...

28 -- SKYLER MAYES

Linebacker • 6-2 • 235 • Sophomore
Paducah, Ky. (McCracken County HS)



2018 (FRESHMAN): Played in ten games making one start at linebacker against Murray State... saw time on special teams... finished season with 11 tackles, four solo... had a season high five tackles against Tennessee State...

HIGH SCHOOL: Three year starter at linebacker at McCracken County HS in Paducah, Ky for coach Marc Clark... was an All-Conference selection finishing season with 79 tackles including 17 tackles for loss... helped team advance to the second round of the Kentucky Class 6A State Playoffs as a senior... during junior season helped team post a 7-4 record... named a Top 50 player in state of Kentucky... honorable mention All-State... played in Border Bowl for Team Kentucky... three-time All-Western Kentucky Conference...

CAREER STATISTICS FOR MAYES ...

YEAR	G/GS	ST	AT	TT	TFL	SK
2018	10/1	4	7	11	0	0

24 -- DARSHON McCULLOUGH

Running Back • 5-9 • 190 • Senior
Chicago, Ill. (Marist HS)



2018 (JUNIOR): Played in all 11 games seeing time on offense, defense and special teams... opened season as the number two running back with eight carries for 27 yards... had one short rushing touchdown against Indiana State... added three receptions for 15 yards... as a kick returner had three returns for 88 yards... moved over to defense at mid-point of the season making first start at safety at Jacksonville State... started four of final five games at Star position... had 13 tackles with ten solo stops... season high four tackles at Southeast Missouri...

2017 (SOPHOMORE): Played in ten games making one start at UT Martin... missed the Austin Peay game due to injury... rushed for 368 yards on 73 carries for an average of 5 yards per carry... season best 94 yards was at Murray State with lone touchdown rush of the season... had 84 yards against Tennessee Tech on seven carries... long rush of the year was 76 yards against Tennessee Tech... added 14 catches for 74 yards and a touchdown... touchdown reception came against Jacksonville State... had one kick return for 16 yards at Northern Illinois...

2016 (FRESHMAN): Appeared in ten games at running back and on kickoff return team... had first collegiate kickoff return in season opener against Western Illinois... finished year with four returns for 70 yards... had one punt return for 26 yards at Tennessee Tech... rushed 41 times for 138 yards with touchdowns at Tennessee Tech and Eastern Kentucky... season high 26 yards rushing in win at Illinois State... had three catches for 48 yards with two receptions against Murray State...

HIGH SCHOOL: Played for coach Pat Dunne at Marist HS in Chicago... rushed for 614 yards and eight touchdowns averaging 5.0 yards per carry as a senior... split time at wide receiver hauling in 69 passes for 1,116 yards and 12 touchdowns... led team in all-purpose yard at 133.1 yards per game... had two 100-yard rushing games and five 100-yard receiving games with one game at 209 yards... helped team reach IHSA Class 8A State Championship game as a senior finishing year with a 9-4 record... caught six passes for 113 yards in championship...

CAREER STATISTICS FOR McCULLOUGH ...

YEAR	G/GS	RUSH	YDS	TD	LNG	OTHER
2016	10/0	41	138	2	23	3 rec / 48 yds
2017	10/1	73	368	1	76	14 rec / 74 yds / 1 TD
2018	11/5	8	27	1	6	3 rec / 15 yds
Career	31/6	122	533	4	76	20 rec / 137 yds / 1 TD

YEAR	G/GS	ST	AT	TT	TFL	INT	PBU
2018	11/5	10	3	13	0	0	0

60 -- AARON MILLER

Offensive Line • 6-5 • 290 • RS-Junior
Kaneohe, Haw. (St. Louis Prep)



2018 (SOPHOMORE): Injured during fall camp and missed all of 2018 season due to injury...

2017 (RS-FRESHMAN): Played in all 11 games taking over as the starter at right tackle for the final nine games... helped block for second team All-OVC running back Isaiah Johnson as he finished fourth in the OVC in rushing...

2016 (FRESHMAN): Redshirted 2016 season...

HIGH SCHOOL: Played offensive guard for coach Cal Lee at St. Louis Prep HS... former teammate of current EIU offensive lineman Louis Vailopa... helped team advance to the Hawaii Division I state championship game as a senior... earned second team ILH Division I honors... played in Life Champion Senior Bowl...

54 -- BJ Ojo

Linebacker • 6-3 • 215 • RS-Senior
Houston, Texas (Manvel HS / Riverside City College)



2018 (RS-JUNIOR): Played in four games seeing time on special teams and as a reserve linebacker... had one tackle against Tennessee State... had a forced fumble against Tennessee State...

JUNIOR COLLEGE: Played in eight games during the 2017 season at Riverside City College making 18 tackles with one tackle for loss and one fumble recovery...

MONTANA STATE: Attended Montana State for two seasons taking redshirt season in 2015... was a fullback on offense during the 2016 season...

HIGH SCHOOL: Played high school football at Manvel HS in Houston... was a first-team All-District selection as a junior and senior...

Misc.: Given first name is Iyare but goes by BJ...

3 -- CORNELIUSS PAGE

Defensive Back • 6-1 • 165 • RS-Senior
Camden, Ark. (Camden Fairview HS)



2018 (JUNIOR): Played in eight games making three starts at the Star safety position in the early portion of the season... finished year with 32 tackles including 20 solo stops... had a season high seven tackles, all solo, against Indiana State... had one tackle for loss as part of a five tackle performance against Murray State... had one pass break-up...

2017 (SOPHOMORE): Played in all 11 games starting the first five games as a safety/defensive back... finished year with 27 tackles, 19 of those solo stops... season high six tackles in season opener at Indiana State... had five tackles against Illinois State and four tackles to close out the year at Austin Peay... had a forced fumble against Southeast Missouri... had an interception at Murray State...

2016 (RS-FRESHMAN): Played in ten games opening season primarily on special teams... worked way into starting line-up by the end of the season with starts at corner back against UT Martin and at Eastern Kentucky... finished season with 13 tackles (six solo)... had six tackles in final two games while in starting line-up... had four tackles with a half tackle for loss, one pass break-up and a fumble recovery in final regular season shutout win at Eastern Kentucky... had an interception to end first half against Austin Peay... had three pass break-ups at Jacksonville State...

2015 (FRESHMAN): Redshirted 2015 season...

HIGH SCHOOL: Played for coach Mike Cox at Camden Fairview HS... earned Arkansas Class 5A All-State honors helping team advance to the state quarterfinals... had 31 catches for 351 yards and one touchdown... also served as kickoff return specialist averaging 19.4 yards per return... also an All-State track athlete placing second in the Class 5A triple jump at the state championships with a mark of 44'11.5"...

CAREER STATISTICS FOR PAGE ...

YEAR	G/GS	ST	AT	TT	TFL	Brk-Up	INT	FR
2015	Redshirted at EIU							
2016	10/2	6	7	13	1.5	5	1	1
2017	11/5	19	8	27	0	1	1	0
2018	8/3	20	12	32	1	1	0	0
Career	29/10	45	27	72	2.5	7	2	1

39 -- D.J. PERRY

Wide Receiver • 5-10 • 180 • RS-Sophomore
Aurora, Ill. (Oswego HS / Concordia College Chicago)



2018 (SOPHOMORE): Transferred from Concordia College in Chicago and sat out 2018 season due to NCAA transfer rules...

CONCORDIA COLLEGE CHICAGO: Played in seven games during the 2017 season... had 15 catches for 227 yards and three touchdowns... top receiving game was 87 yards against Aurora University... had touchdown catches against Aurora University, Rockford University and Concordia Wisconsin...

HIGH SCHOOL: Played at Oswego HS...

83 -- TERIQ PHILLIPS

Wide Receiver • 6-3 • 185 • Sophomore
Fort Lauderdale, Fla. (St. Thomas Aquinas HS)



2018 (FRESHMAN): Played in all 11 games as a reserve wide receiver... finished season with 22 catches for 209 yards and one touchdown... caught first collegiate pass in season opener at SEC member Arkansas... season high six catches for 66 yards against Indiana State... had touchdown grab against Indiana State... added four catches for 52 yards against Murray State...

HIGH SCHOOL: Played for coach Roger Harriott at St. Thomas Aquinas HS... helped lead team to a 12-3 record as a senior losing in Florida Class 7A Playoff semifinals... rated the No. 61 wide receiver in the south by 247Sports.com... averaged 16.2 yards per reception...

CAREER STATISTICS FOR PHILLIPS ...

YEAR	G/GS	RCPTs	YDs	YDs/REC	TDs	LONG	Other
2018	11/0	22	209	9.5	1	21	---

12 -- MARQUES RAY

Wide Receiver • 6-0 • 185 • RS-Freshman
Chicago, Ill. (Simeon HS)



2018 (FRESHMAN): Played in one game on special teams against Murray State... will use redshirt year under new NCAA competition rules...

HIGH SCHOOL: Played at Simeon HS... during senior season caught 19 passes for 358 yards with an average of 18.8 yards per reception... hauled in five touchdown receptions... helped lead team to 8-5 record advancing to first round of IHSA Class 7A state playoffs... helped team beat St. Ignatius to win Chicago Prep Bowl...

5 -- MATT REYNA

Wide Receiver • 5-8 • 170 • Senior
Kingwood Park, Texas (Kingwood Park HS / Navarro JC)



2018 (JUNIOR): Played in first eight games of the year as a reserve wide receiver and starting kick returner... suffered season ending injury against UT Martin... had 21 receptions for 274 yards... season high seven catches for 73 yards at Tennessee Tech... had 62 yards receiving against both Murray State and Jacksonville State... was one of top kick returners in OVC prior to injury... had 19 returns for 452 yards (23.8 yards per return) including a 96-yard return for touchdown against Indiana State... ranked 55th in the FCS in total kick return yards despite missing final three games of the year... had one tackle at Illinois State... named OVC Special Teams Player of the Week on Sept. 16 following efforts against Indiana State...

JUNIOR COLLEGE: Played two seasons at Navarro Junior College in Corsicana, Texas... earned second team All-SWJCFB as a sophomore after leading team with 34 catches for 432 yards and four touchdowns... had a season high 92 yards receiving against Trinity Valley CC... as a freshman caught five passes for 182 yards and three touchdowns...

HIGH SCHOOL: Played football at Kingwood Park HS and coach Jimmy Holley... had 1,165 receiving yards and 1,804 all-purpose yards and 17 TDs... two-time Texas State Track qualifier in 100 meter and 4x200 meter relay... ran a 10.3 100 meter time in Region III 5A meet...

CAREER STATISTICS FOR REYNA ...

YEAR	G/GS	RCPTS	YDs	YDs/REC	TDs	LONG	KOR	Avg	TD
2018	8/0	21	274	13.0	0	50	19	23.8	1

82 -- XANDER RICHARDS

Wide Receiver • 6-4 • 180 • RS-Sophomore
Burlleson, Texas (Burlleson Centennial HS)



2018 (RS-FRESHMAN): Played in four games as a reserve wide receiver... had two catches on the season... caught one pass for three yards at Arkansas... caught one pass for three yards against Austin Peay...

2017 (FRESHMAN): Redshirted 2017 season...

HIGH SCHOOL: Played for coach Kyle Geller at Burlleson Centennial HS... helped team advance to the second round of the Texas State playoffs 5A, D2... earned first team All-County honors as a senior... was leading receiver on a primary rushing team finishing season with 22 catches for 355 yards and six touchdowns...

CAREER STATISTICS FOR RICHARDS ...

YEAR	G/GS	RCPTS	YDs	YDs/REC	TDs	LONG	Other
2017	Redshirted at EIU						
2018	4/0	2	6	3	0	3	---

22 -- COURTNEY ROWELL

Running Back • 6-2 • 200 • RS-Sophomore
South Bend, Ind. (St. Joseph HS)



2018 (SOPHOMORE): Moved from running back to defensive back during fall camp... appeared in three games as a reserve defensive back... had one tackle against Indiana State and one tackle against Austin Peay... will use redshirt year based on new NCAA competition rules...

2017 (FRESHMAN): Played in three games as a reserve running back... saw first collegiate action against Illinois State... rushed for a season high 15 yards on five carries against Eastern Kentucky... had one rush in final regular season game at Austin Peay...

HIGH SCHOOL: Played for coach Bryon Whitten at St. Joseph HS in South Bend, Ind... rushed for 794 yards with four touchdowns as a senior averaging 7.6 yards per carry... versatile back that caught 19 passes for 243 yards and two touchdowns while racking up 333 kick return yards... rushed for 452 yards and seven touchdowns as a junior... earned first team All-Northern Indiana Conference North honors as a senior as an all-purpose back...

CAREER STATISTICS FOR ROWELL ...

YEAR	G/GS	RUSH	YDS	TD	LNG	OTHER
2017	3/0	7	11	0	7	1 Rec

YEAR	G/GS	ST	AT	TT	TFL	OTHER
2018	3/0	2	0	2	0	---

71 -- JOSE SANCHEZ

Offensive Line • 6-4 • 340 • RS-Sophomore
Melrose Park, Ill. (Westchester Saint Joseph HS)



2018 (RS-FRESHMAN): Played in seven games seeing time on field goal and extra point unit...

2017 (FRESHMAN): Redshirted 2017 season...

HIGH SCHOOL: Played both offensive tackle and defensive tackle for coach Richard Petroski at Westchester Saint Joseph HS... helped lead team to first IHSA playoff appearance in school history as the team finished with a 7-3 record... can play guard or center at the collegiate level...

86 -- JAMES SHEEHAN

Super Back • 6-3 • 220 • RS-Senior
Flossmoor, Ill. (Homewood-Flossmoor HS)



2018 - Second Team All-OVC

2018 (JUNIOR): Started all 11 games at tight end... earned second team All-Ohio Valley Conference honors... finished year with 50 catches for 544 yards... season high eight catches for 84 yards against Tennessee State... season high 108 yards receiving on six catches at Eastern Kentucky... had 79 yard receiving day at Tennessee Tech... ranked first among OVC tight ends in catches and receiving yards, ninth among all players in receptions in the conference... had

three touchdown receptions with two coming at Tennessee Tech... had other touchdown against Murray State...

2017 (SOPHOMORE): Started all 11 games at tight end... finished season with 13 catches for 123 yards... season high four catches for 39 yards at Murray State... had three catches for 39 yards against Jacksonville State... long pass reception was 27 yards against Eastern Kentucky... had one kick return for 21 yards against Jacksonville State... made two tackles on special teams against Illinois State and at UT Martin...

2016 (RS-FRESHMAN): Played in all games with one start against Murray State... saw time on special teams and at tight end... had nine catches for 106 yards... had two receptions against Western Illinois and at Eastern Kentucky... season high 34 yards receiving against Western Illinois... made three tackles on special teams...

2015 (FRESHMAN): Redshirted 2015 season...

HIGH SCHOOL: Played for coach Craig Buzea at Homewood Flossmoor HS... helped team post an 11-3 record as they lost in the IHSA Class 8A state championship game during senior year... had 29 receptions for 524 yards and six touchdowns... also served as team's punter averaging 36.6 yards per kick with a long of 60... as a junior helped team post a 9-2 record advancing to second round of IHSA Class 8A state playoffs... had 38 receptions for 725 yards and eight touchdowns as a junior... earned All-State honorable mention as a junior... named All-Southwest Suburban Blue Conference selection...

CAREER STATISTICS FOR SHEEHAN ...

YEAR	G/GS	RCPTs	YDs	YDs/REC	TDs	LONG	Other
2015	Redshirted at EIU						
2016	11/1	9	106	11.8	0	28	3 Tackles
2017	11/11	13	123	9.5	0	27	2 Tackles
2018	11/11	50	544	10.9	3	35	1 Tackle
Career	33/23	72	773	10.7	3	28	6 Tackles

25 -- CHARLES SHELTON IV

Defensive Back • 5-11 • 160 • RS-Freshman
Maryland Heights, Mo. (Pattonville HS)



2018 (FRESHMAN): Played in season opener at Arkansas... did not record any statistics... will use redshirt year under new NCAA competition rules...

HIGH SCHOOL: Played wide receiver and corner back at Pattonville HS in the St. Louis Metro Area... helped team post a 10-4-1 record as they lost by one point in the Missouri Class 5A State Championship game... had 46 catches for 895 yards and 13 touchdowns on offense... ranked 13th in the St. Louis Metro Area in

receiving yards... on defense made 57 tackles with four interceptions... added two special teams touchdowns on kick/punt returns... named first team Missouri Class 5A All-State and St. Louis All-Metro... also All-State in track running a 10.7 100 meter time...

13 -- XZAVIER SHUGARS

Defensive Back • 5-10 • 180 • RS-Senior
Chamblee, Ga. (Chamblee HS)



2018 (JUNIOR): Missed season due to injury...

2017 (SOPHOMORE): Played in all 11 games starting the final seven games between a corner back and safety position... finished season with 28 tackles including 22 solo stops... season high five tackles, all solo, against Eastern Kentucky... had four tackles at Northern Illinois, at Tennessee State, at Murray State and at Austin Peay... had four tackles for loss with two against Eastern Kentucky... had a sack at Tennessee State... had two forced fumbles and one fumble recovery for

the season...

2016 (RS-FRESHMAN): Played in ten games making three starts at corner back... finished season with 12 tackles (five solo)... had starts in middle of season against Tennessee State, Tennessee Tech and Murray State... had season high three tackles in three games, last at Tennessee Tech with three solo stops...

2015 (FRESHMAN): Redshirted 2015 season...

HIGH SCHOOL: Played at Chamblee HS as a running back and defensive back... during junior season rushed for 908 yards and 12 touchdowns... on defense made 26 tackles with one interception... as a senior finished year with more than 2,000 all-purpose yards...

CAREER STATISTICS FOR SHUGARS ...

YEAR	G/GS	ST	AT	TT	TFL	Brk-Up	FF	FR
2015	Redshirted at EIU							
2016	10/3	5	7	12	0	0	0	0
2017	11/7	22	6	28	4	2	2	1
2018	Missed season due to injury							
Career	21/10	27	13	40	4	2	2	1

48 -- ALEX SMITH

Super Back • 6-2 • 225 • RS-Junior
Pompano Beach, Fla. (Blanche Ely HS)



2018 (SOPHOMORE): Moved from reserve linebacker role to inside wide receiver position during fall camp... played in four games on special teams making one tackle against Tennessee State...

2017 (RS-FRESHMAN): Played in season opener on special teams...

2016 (FRESHMAN): Redshirted 2016 season...

HIGH SCHOOL: Played for coach Nakia Jenkins at Blanche Ely HS in Pompano Beach, Fla... began career as a running back switching to defensive end as a senior... earned honorable mention All-Broward County honors as a senior...

61 -- BEN SOLOMON

Offensive Line • 6-2 • 300 • RS-Sophomore
Indianapolis, Ind. (Bishop Chatard)



2018 (RS-FRESHMAN): Played in ten games as part of field goal and extra point unit...

2017 (FRESHMAN): Redshirted 2017 season...

HIGH SCHOOL: Played offensive line for coach Vince Lorenzano at Bishop Chatard HS in Indianapolis... earned Class 3A All-State honors and Region 7 Indiana All-Star honors... earned first team All-Circle City Conference honors... helped lead team to Indiana State Championship as a junior, team lost in the state sectional finals during senior season...

58 -- JAMES UBAIKE

Defensive Line • 6-4 • 280 • RS-Junior
Meriden, Conn. (Maloney HS / ND College of Science)



2018 (RS-SOPHOMORE): Played in three games as a reserve defensive lineman... had one tackle in season opener at SEC member Arkansas...

JUNIOR COLLEGE: Played one year at North Dakota College of Science in Wahpeton, North Dakota... appeared in eight games making 11 tackles with five sacks during the season... added seven tackles for loss and one interception... will have three years remaining to play at Eastern Illinois... rated #23 Junior College Defensive Lineman in America...

HIGH SCHOOL: Played football at Francis T. Maloney HS...

38 -- DARIUS WADDELL

Safety • 6-0 • 170 • RS-Freshman
Sherwood, Ark. (Slyvan HS)



2018 (FRESHMAN): Played in three games as a reserve defensive back and one special teams... had six tackles with a season high three stops against Austin Peay... had a half tackle for loss at Southeast Missouri... will use redshirt year under new NCAA competition rules...

HIGH SCHOOL: Played for coach Jim Withrow at Sylvan HS... helped team post a 6-5 record as a senior advancing to the first round of the Arkansas Class 5A state playoffs... named first team Arkansas Class 5A All-State as a senior and first team All-Conference... played for USA National Select Team following senior season... had eight interceptions during senior season including one returned 106 yards for a touchdown... ranked #28 player in Arkansas...

CAREER STATISTICS FOR WADDELL ...

YEAR	G/GS	ST	AT	TT	TFL	Brk-Up	INT	Other
2018	3/0	4	2	6	0.5	0	0	---

66 -- DREW WALEGA

Offensive Line • 6-6 • 300 • RS-Junior
Chicago, Ill. (St. Rita HS)



2018 (SOPHOMORE): Played in all 11 games seeing time as a reserve offensive lineman in addition to playing on field goal and extra point units... helped block for one of the top FCS offenses as the unit ranked 9th in passing offense, 23rd in total offense and 25th in scoring offense...

2017 (RS-FRESHMAN): Played in ten games seeing time on special teams field goal and extra point units... saw some time on offensive line helping block for second team All-OVC running back Isaiah Johnson who finished fourth in the conference in rushing...

2016 (FRESHMAN): Redshirted 2016 season...

HIGH SCHOOL: Played for coach Todd Kuska at Chicago St. Rita HS... helped team advance to IHSA Class 7A playoffs a junior... big, physical offensive lineman that played tackle...

80 -- BRYCE WALKER

Super Back • 6-4 • 200 • RS-Freshman
Duncanville, Texas (Duncanville HS)



2018 (FRESHMAN): Played in three games during the season on special teams and as a reserve tight end... had one reception for six yards against Indiana State and one reception for one yard at Illinois State... made one tackle at Arkansas... will use redshirt year under new NCAA competition rules...

HIGH SCHOOL: Played for coach Reginald Samples at Duncanville HS helping team post an 11-1 record... was primarily a blocking a tight end for a run oriented offense... caught five passes for the season with two touchdowns including a long TD reception of 63 yards... named first team All-District at tight end... also lettered in basketball and track specializing in high jump and long jump...

21 -- MARK WILLIAMS

Defensive Back • 6-0 • 175 • RS-Junior
Ft. Lauderdale, Fla. (St. Thomas Aquinas HS)



2017-18: EIU Male Newcomer of the Year
2017: Freshman All-American (Phil Steele)
2017: Freshman Honorable Mention All-American (Hero Sports)

2018 (SOPHOMORE): Started ten games at defensive back missing the Tennessee Tech game due to injury... finished season with 50 tackles including 43 solo stops... had a season high ten tackles, seven solo against Indiana State... had eight tackles at Illinois State and seven tackles against Murray State... tied for team lead with two interceptions... had one interception against Tennessee State and one at Jacksonville State... added four pass break-ups...

2017 (RS-FRESHMAN): Started all 11 games at defensive back... named a Freshman All-American by Phil Steele... named a honorable mention Freshman All-American by Hero Sports... was a candidate for the FCS Jerry Rice Award presented to the top FCS Freshman in the nation... finished season with 49 tackles including 36 solo stops... was tied for team lead with three interceptions... picked off a pass and returned it 73 yards for a touchdown in the season opener at Indiana State... had interceptions against Southeast Missouri and Tennessee Tech... season high seven tackles against Illinois State... had six tackles against Southeast Missouri, Tennessee Tech, Jacksonville State and Eastern Kentucky... added eight pass break-ups...

2016 (FRESHMAN): Redshirted 2016 season...

HIGH SCHOOL: Played for coach Roger Harriott at St. Thomas Aquinas HS... son of former NFL corner back Darryl Williams... helped team win back-to-back Florida Class 7A State Championship as a junior and senior with team going 27-2... had 30 solo tackles as a senior with six pass break-ups and two interceptions... earned honorable mention All-Broward County as a senior...

CAREER STATISTICS FOR M. WILLIAMS ...

YEAR	G/GS	ST	AT	TT	TFL	Brk-Up	INT	Other
2016	Redshirted at EIU							
2017	11/11	36	13	49	0	11	3	1 TD
2018	10/10	43	7	50	0	4	2	---
Career	21/21	79	20	99	0	15	5	---

50 -- SEAN WILLIAMS

Linebacker • 6-2 • 245 • RS-Junior
Chicago, Ill. (Morgan Park HS)



2018 (SOPHOMORE): Played in seven games seeing time on special teams and as a reserve linebacker... finished season with three tackles... had two tackles against Tennessee State and one tackle against Austin Peay... had a sack against Tennessee State...

2017 (RS-FRESHMAN): Played in seven games primarily on special teams with some time as a reserve linebacker... finished year with six tackles... had three tackles at UT Martin... made two tackles at Murray State... had one tackle for loss at Northern Illinois...

2016 (FRESHMAN): Redshirted 2016 season...

HIGH SCHOOL: Played for coach Terry Atkins at Morgan Park HS in Chicago... helped team advance to IHSA Class 6A state playoffs as a senior... led team with 118 tackles despite missing two games... as a junior played season with soft cast on broken left arm registering 89 tackles, 8.5 sacks, two forced fumbles and a blocked punt...

CAREER STATISTICS FOR S. WILLIAMS ...

YEAR	G/GS	ST	AT	TT	SK	TFL	Other
2016	Redshirted at EIU						
2017	7/0	3	3	6	0	1	---
2018	7/0	2	1	3	1	1	---
Career	14/0	5	4	9	1	2	---

8 -- HARRY WOODBERY

Quarterback • 6-2 • 195 • RS-Junior
The Woodlands, Texas (The Woodlands HS / Navarro JC)



2018 (RS-SOPHOMORE): Played in all 11 games making starts at quarterback at Tennessee Tech and Murray State... passed for 339 yards against Tennessee Tech going 32-of-49 with five touchdowns... five touchdown passes ranked tied for sixth on the EIU single game list... finished season passing for 1,374 yards going 121-of-210 with 13 touchdowns and six interceptions... had a two touchdown passing game in season opener at SEC member Arkansas and at Southeast Missouri... passed for 181 yards at Eastern Kentucky... added 57 yards rushing...

JUNIOR COLLEGE: Played in ten games during the 2017 season at Navarro Junior College in Corsicana, Texas after redshirting 2016 season... will have three years remaining to play at Eastern Illinois... passed for 2,131 yards and 12 touchdowns during 2017 season... rushed for an additional 58 yards and one touchdown... passed for a season high 336 yards against Cisco College... earned honorable mention All-SWJCFC honors...

HIGH SCHOOL: Played football at The Woodlands HS... grew up in a military family attending three high schools including sophomore year in Singapore.

CAREER STATISTICS FOR WOODBERY ...

YEAR	G/GS	C-A-Int	PCT	YARDS	TDs	RUSH YDs	TDs
2018	11/2	121-210-6	57.6	1374	13	17	57 0

57 -- AARON "TIGER" WOODS

Defensive Line • 6-3 • 250 • RS-Sophomore
Chicago, Ill. (Hinsdale South HS)



2018 (RS-FRESHMAN): Did not play in any games missing season due to injury...

2017 (FRESHMAN): Redshirted 2017 season...

HIGH SCHOOL: Played for coach Mike Barry at Hinsdale HS... registered 34 tackles as a senior with 13 solo stops... had 5.5 sacks for the season... earned second team All-West Suburban Conference Gold Division honors...

2019 EIU NEWCOMERS**43 -- CONNOR ALDRICH**

Defensive Back • 6-0 • 170 • Freshman
Rockford, Ill. (Harlem HS)



HIGH SCHOOL: Played wide receiver and defensive back for coach Jim Morrow at Harlem HS... helped team post a 7-3 record advancing to IHSA Class 7A playoffs... caught 22 passes for 271 yards and two touchdowns... on defense registered 18 tackle with six interceptions and seven pass break-ups... returned two interceptions for touchdowns... averaged 24.3 yards per kickoff return... as a junior had 30 tackles with two interceptions while catching 16 passes for 345 yards and four touchdowns... team captain...

46 -- AMEER AQEL

Linebacker • 6-2 • 220 • Freshman
Orland Hills, Ill. (Andrew HS)



HIGH SCHOOL: Played defensive line for coach Adam Lewandowski at Andrew HS... helped team post a 6-4 record advancing to the IHSA Class 7A state playoffs as a senior... was a second team All-Area selection and first team All-Conference pick... finished with 41 tackles and three sacks... team captain...

16 -- JOEL BARROWS

Linebacker • 6-3 • 215 • Freshman
Chicago, Ill. (Brooks Prep)



HIGH SCHOOL: Played wide receiver and defensive back for coach Ben McCall at Gwendolyn Brooks College Prep in Chicago... helped team post a 7-4 record as a senior advancing to the IHSA Class 5A State playoffs, the first winning season and playoff appearance for the school since 2013... on defense registered 43 tackles with eight sacks and six forced fumbles... was team's top receiving threat finishing with 23 receptions, 315 yards and six touchdowns... was a two-time All-Chicago Public League Illini-Heartland Division selection... team

captain...

55 -- CHARLIE BROOKS

Defensive Line • 6-0 • 235 • Freshman
Flossmoor, Ill. (Homewood-Flossmoor HS)



HIGH SCHOOL: Played defensive end for coach Craig Buzea at Homewood-Flossmoor HS... helped team reach the IHSA Class 8A quarterfinals as a senior with team finishing 10-2 on the year... finished season with 44 tackles including seven sacks... added four forced fumbles and one fumble recovery returned for a touchdown...

88 -- TREVON BROWN

Wide Receiver • 6-0 • 190 • Freshman
Oak Park, Ill. (Oak Park-River Forest HS)



HIGH SCHOOL: Played for coach John Hoerster at Oak Park-River Forest HS... helped lead team to an 8-3 record and West Suburban Silver Conference title as a senior, the first for the program since 1998... team advanced to the IHSA Class 8A state playoffs... finished season with 670 yards receiving... also starter at safety forcing three turnovers by interception and forced fumble in state playoff game... two-time All-Conference selection...

73 -- DYLAN CZERLANIS

Offensive Line • 6-4 • 290 • Freshman
Antioch, Ill. (Antioch HS)



HIGH SCHOOL: Played center for coach Brian Glashagel at Antioch HS... helped team advance to the IHSA playoffs three straight seasons, twice at the Class 6A level and once at the class 5A level... team advanced to the 6A quarterfinals during senior season finishing with an 11-1 record... named to the Class 6A All-State team as a senior... twice named All-Area... Academic All-Conference and Academic All-State selection... team captain...

53 -- STONE GALLOWAY

Kicker/Punter • 5-11 • 205 • Freshman
Collinsville, Ill. (Belleville Althoff Catholic HS)



HIGH SCHOOL: Played for coach Ken Turner at Belleville Althoff Catholic HS... was the starting kicker for all four seasons finishing prep career with 173 extra points, 14 field goals and 215 total points... made 64 extra points as a sophomore as team advanced to the IHSA Class 4A state quarterfinals... knocked home 72 extra points as team was the Class 4A State Runner-Up... team also made Class 4A playoffs during junior campaign... averaged 59.2 yards per kickoff during prep career... was also a standout soccer player scoring 13 goals during senior season...

36 -- TJ DAVIS

Defensive Back • 5-10 • 170 • Freshman
St. Louis, Mo. (Trinity Catholic HS)



HIGH SCHOOL: Played for coach Terrence Curry at Trinity Catholic HS... helped lead team to a 13-2 record and Missouri Class 3A State Championship as a senior with team winning 13 straight games... as a senior finished season with 20 tackles with 16 solo stops... had one interception on the season against Duchesne HS, returning the pick 47 yards for a touchdown...

77 -- IVAN GLEYZER

Offensive Line • 6-4 • 290 • Freshman
Lincolnshire, Ill. (Stevenson HS)



HIGH SCHOOL: Played offensive line for coach Josh Hjorth at Adlai Stevenson HS... helped team post back-to-back six win seasons advancing to the IHSA Class 8A playoffs as a junior... was named All-Area as a senior offensive guard helping team rush for more than 1,200 yards on the season... team captain...

49 -- GRANT EDWARDS

Linebacker • 6-1 • 225 • Freshman
Springfield, Ill. (Sacred Heart Griffin HS)



HIGH SCHOOL: Played at Sacred Heart Griffin HS in Springfield for legendary coach Ken Leonard, the winningest football coach in Illinois history... played both defensive end and linebacker during time at Sacred Heart Griffin and was rated at Top 50 FCS Recruit by Hero Sports... earned All-Conference honors finishing the season with 51 tackles and eight tackles for loss... helped lead Sacred Heart Griffin to the second round of the IHSA Class 6A playoffs finishing the year with an 8-3 record... team captain...

42 -- BRANDON GUIDO

Defensive Back • 5-9 • 190 • Freshman
Naperville, Ill. (Waubonsie Valley HS)



HIGH SCHOOL: Played safety and wide receiver for coach Paul Murphy at Waubonsie Valley HS... helped team post a 7-4 record as a senior advancing to the second round of the IHSA Class 8A state playoffs... finished season with 24 tackles including three interceptions and nine pass break-ups... on offense hauled in two touchdown passes... team captain...

27 -- DAVID HARDWICK

Running Back • 6-0 • 220 • Freshman
Roselle, Ill. (Lake Park HS)



HIGH SCHOOL: Played for coach Chris Roll at Lake Park HS... was a starter at running back and linebacker... was a first-team DuKane All-Conference selection as a senior... rushed for over 700 yards as a senior with six touchdowns... during junior season finished with 776 yards and seven touchdowns... team captain...

30 -- NILE HILL

Defensive Back • 5-11 • 175 • Freshman
Chicago, Ill. (Marist HS)



HIGH SCHOOL: Played for coach Ron Dawczak at Chicago Marist HS... helped lead team to an 11-2 record the IHSA Class 8A semifinals as a senior... finished season with 27 tackles, four interceptions and ten pass break-ups... earned first-team All-East Suburban Catholic Conference as a senior... was also a first-team All-Conference selection and honorable mention All-Area selection in basketball... as a junior had 33 tackles with two interceptions and three pass break-ups... helped team win conference championship and advance to the Class 8A state

quarterfinals...

4 -- JAELEN HAYES-BENEFIELD

Running Back • 5-10 • 160 • Freshman
Pearland, Texas (Pearland HS)



HIGH SCHOOL: Played for coach Ricky Tullos at Pearland HS... helped lead team to a 10-1 record including Texas Class 6A Region III District 23 championship... team advanced to the Texas 6A state playoffs... rushed for an average of 121 yards per game as a senior finishing season with 1,210 yards and 16 touchdowns in nine games... added 15 catches for 128 yards being named the 23-6A Most Valuable Player of the Year... was a three-time first team All-District selection... team captain...

32 -- DYLAN HUGHES

Defensive Back • 5-11 • 170 • Freshman
Milford, Ohio (Milford HS)



HIGH SCHOOL: Played wide receiver for coach Tom Grippa at Milford HS... helped lead team to a 9-3 record and the second round of the Ohio Division I state playoffs... as a senior hauled in 51 passes for 929 yards and ten touchdowns... during junior season had 39 catches for 646 yards and eight touchdowns... as a senior added one rushing touchdown and averaged 22 yards per punt return... first team All-Eastern Cincinnati Conference selection as a senior... team captain...

9 -- ISAIAH HILL

Wide Receiver • 5-11 • 190 • RS-Sophomore
Shorewood, Ill. (Minooka HS / South Dakota State Univ.)



SOUTH DAKOTA STATE UNIV.: Transfer from South Dakota State where he was a two-year member of the team.. redshirted 2017 season and was named Scout Team Offensive Player of the Year... as a redshirt freshman in 2018 appeared in 11 games with time on both special teams and offense... averaged 21.8 yards per return as a kick returner seeing time early in the season at that spot... caught three passes in the FCS playoffs against Kennesaw State and North Dakota State... scored two rushing touchdowns in the FCS playoffs against Duquesne...

HIGH SCHOOL: Played for coach Paul Forsythe at Minooka Community HS... was a first team All-Southwest Prairie Conference selection as a senior... tallied more than 1,850 all-purpose yards with 16 touchdowns... had 965 receiving yards on 46 catches...

58 -- ANTHONY IMPERIO

Defensive Back • 6-4 • 275 • Freshman
Auburn, Ala. (Auburn HS)



HIGH SCHOOL: Played offensive line for coach Adam Winegarden at Auburn HS... helped team post a 10-2 record as a senior helping team advance to the second round of the Alabama Class 7A state playoffs... blocked for an offensive that averaged 28.9 points per game... was a two-time All-Area selection...

CAREER STATISTICS FOR I. HILL ...

YEAR	G/GS	RCPTs	YDs	YDs/REC	TDs	LONG	KOR	Avg	TD
2017	Redshirted at South Dakota State								
2018	11/0	3	56	18.7	2	47	5	21.8	0

35 -- ERIC JOHNSON

Running Back • 5-11 • 190 • Freshman
Gary, Ind. (Morton HS)



HIGH SCHOOL: Played for coach Sean Kinsey at Morton HS... helped team post a 9-3 record during senior season reaching the Indiana Class 4A Sectional Championship game... rushed for 1,043 yards and 12 touchdowns a senior posting five 100-plus yard rushing days... as a junior rushed for 1,153 yards and 16 touchdowns as team won Great Lakes Athletic Conference championship...

52 -- JASON JOHNSON

Linebacker • 6-2 • 200 • Freshman
Matteson, Ill. (Rich Central HS)



HIGH SCHOOL: Played linebacker and wide receiver for coach Terrell Alexander at Rich Central HS... helped team reach the opening round of the IHSA Class 5A State playoffs as a senior... finished season with 92 tackles, 12 tackles for loss and three sacks... named second team All-Area... named Southland Football Conference Defensive MVP... first team All-Conference on defense... on offense hauled in 26 catches for 569 yards and four touchdowns... during junior season playing primarily wide receiver as team was 8-3 reaching second round of 5A playoffs... team captain...

34 -- MATT KEYS

Super Back • 6-3 • 260 • RS-Freshman
Chicago, Ill. (Uplift Community HS)



Joined EIU football program in spring of 2019 as a walk-on...

HIGH SCHOOL: Played football at Uplift Community HS in Chicago for coach Jason Yolich... played linebacker... helped team post a 5-4 record during junior season...

92 -- CAMERON LEACH

Defensive Line • 6-1 • 285 • Freshman
Chicago, Ill. (Nazareth Academy)



HIGH SCHOOL: Played defensive line coach Tim Racki at Nazareth Academy... helped lead team to 13-1 record and IHSA Class 7A State Championship as a senior following a 12-2 record and state runner-up Class 6A finish during junior season... finished 2018 state championship game with a sack, 1.5 tackles for loss and a fumble recovery to go along with three tackles... named All-East Chicago Suburban League selection... team captain...

31 -- ANTHONY MANAVES

Super Back • 6-4 • 225 • Freshman
Chicago, Ill. (St. Patrick HS)



HIGH SCHOOL: Played for coach Adam Guerra at Chicago St. Patrick HS... had nine catches for 33 yards and a touchdown as a tight end... was a two-way starter at both tight end and defensive line... was a two-time All-East Suburban Catholic Conference selection as team posted a 5-4 record during senior year...

13 -- CHRISTIAAN MASUCCI

Kicker/Punter • 5-9 • 160 • Freshman
Wildwood, Mo. (Lafayette HS)



HIGH SCHOOL: Played for coach Boyd Manne at Lafayette HS... was 10-of-13 on field goals as a senior and 16-of-17 on extra points... sent 34 of 37 kickoffs for touchbacks averaging 60 yards per kickoff... averaged 38 yards per punt... during junior season was 8-of-12 on field goals and 33-of-34 on extra points... had a five star kicker rating and four star punter rating at the Kohl's Kicking Camps... was a two-time All-Conference selection and St. Louis All-Metro selection... second team All-State as a senior...

64 -- JERIT MEDLER

Offensive Line • 6-2 • 265 • Freshman
Assumption, Ill. (Central A&M HS)



HIGH SCHOOL: Played for coach Brent Weakly at Central A&M HS... helped team advance to the IHSA Class 1A State quarterfinals, finishing season with 8-4 record... was a two-way standout earning first team All-Central Illinois Conference honors on both the offensive and defensive line... earned All-Area honors by the Herald & Review... anchored an offensive line that rushed for 2,179 yards on the season... on defense finished year with 76 tackles including 11 tackles for loss... will attend EIU on an Academic Scholarship...

94 -- DOMINIC MOORE

Defensive Line • 6-7 • 290 • Freshman
Chicago, Ill. (Chicago Perspectives Charter HS)



HIGH SCHOOL: Played for coach Terry Jones at Chicago Perspectives Charter HS... rated the No. 29 player in the state by Rivals.com... was a dominant force up front for a team that finished with a 5-4 record... posted 14 tackles for loss on the season with 35 total tackles... team captain...

93 -- MCKINLEY NEVILLE

Defensive Line • 6-3 • 260 • Freshman
Batavia, Ill. (Batavia HS)



HIGH SCHOOL: Played defensive line for coach Dennis Piron at Batavia HS... helped team win IHSA Class 7A State Championship with a 13-1 record as a junior... team was 12-1 during senior season losing in Class 7A semifinals... finished senior season with 27 tackles including two sacks and six quarterback hurries... Academic All-Conference...

6 -- JONAH O'BRIEN

Quarterback • 6-3 • 200 • Freshman
Bartlett, Ill. (Bartlett HS)



HIGH SCHOOL: Played senior season for coach Matt Erlenbaugh at Bartlett HS... helped guide team to a 7-3 record and IHSA Class 8A playoff appearance... named first team All-Upstate Eight Conference selection as well as first team All-Area... honorable mention All-State selection... was 93-of-175 for 1,448 yards and 14 touchdowns during the season with three rushing touchdowns... began prep career in Kaukauna, Wis., starting several games as a sophomore before missing junior season due to injury... family relocated to Bartlett prior to senior year...

12 -- DONOVAN PERKINS

Defensive Back • 5-10 • 180 • Freshman
Winnetka, Ill. (New Trier HS)



HIGH SCHOOL: Was a two-way player at New Trier HS in Winnetka for head coach Brian Doll... played both defensive back and wide receiver earning All-Area honors as a senior. He registered six pass break-ups as a defensive back and six touchdown catches as a wide receiver... helped New Trier post a 7-3 record as a senior as they advanced to the IHSA Class 8A playoffs... team captain...

85 -- KIRK PINKSTON JR.

Wide Receiver • 5-10 • 175 • Freshman
Indianapolis, Ind. (Lawrence Central HS)



HIGH SCHOOL: Played wide receiver for coach John Rodenberg at Lawrence Central HS... finished senior season with 27 catches for 470 yards and five touchdowns... averaged 17.4 yards per reception... as a junior had 36 catches for 444 yards and three touchdowns... finished high school career with more than 1,000 yards receiving in three varsity seasons... as a junior helped team advance to the Indiana Class 6A State playoffs finishing year with a 6-4 record... named first team All-Metropolitan Interscholastic Conference selection as a senior...

89 -- ERIC ROOKS

Wide Receiver • 6-3 • 195 • RS-Freshman
Chicago, Ill. (De La Salle Institute / Univ. of Hawai'i)



UNIV. OF HAWAII': Transfer from Hawai'i where he played in two games last season but will take redshirt season based on new NCAA four-game participation rule... will have four seasons of eligibility remaining at EIU... two appearances game against Navy and Utah State... had one reception for eight yards win over Navy...

HIGH SCHOOL: played for coach Mike Boehm at De La Salle Institute... was a three-time All-Chicago Catholic League selection... finished career as school's all-time leader with 118 receptions adding 1,200 yards and 18 touchdowns... played final prep season at The Taft School in Watertown, Conn... had 49 catches for 639 yards and eight touchdowns at Taft School... named first-team All-League and to the USA Today All-State team...

23 -- JJ ROSS

Defensive Back • 6-2 • 195 • Freshman
West Chester, Ohio (Lakota West HS)



HIGH SCHOOL: Played for coach Larry Cox at Lakota West HS... led the Greater Miami Conference in interceptions with six during senior season including one returned for a touchdown... added 25 tackles with 18 solo stops and one forced fumble as a senior... finished junior season with 29 tackles including 19 solo stops while adding two interceptions... earned first team All-Conference honors as a senior after second team honors during junior campaign... named to the D-1 All-Ohio team as a senior...

37 -- MATT ROSS

Defensive Back • 6-0 • 180 • Freshman
Naperville, Ill. (Montini Catholic HS)



HIGH SCHOOL: Played wide receiver for coach Mike Bukovsky at Lombard Montini Catholic HS... helped team post a 12-2 record as a senior as the team was the IHSA Class 5A state runner-up... caught 20 passes for 329 yards and three touchdowns during season for an offense that averaged 34.5 points per game and 342.3 yards per game... was an Academic All-Conference selection... team captain...

74 -- DYLAN SCAGGS

Offensive Line • 6-6 • 295 • Freshman
West Plains, Mo. (West Plains)



HIGH SCHOOL: Played offensive tackle for coach Steve Ary at West Plains HS... helped team post a 12-1 record advancing to the Missouri Class 4 state quarterfinals... paved the way for an offense that scored 83 touchdowns during the season averaging 372.4 yards per game with 260.5 per game on the ground... was a second team All-Ozark Conference selection...

47 -- ANTHONY SHOCKEY

Linebacker • 6-1 • 210 • Freshman
Lombard, Ill. (Glenbard East HS)



HIGH SCHOOL: Played linebacker at Glenbard East HS in Lombard for head coach John Walters, an Eastern Illinois alumnus... as a senior named the Upstate Eight Defensive Player of the Year after recording 81 tackles with 17 tackles for loss and 2.5 sacks... was a two-time first-team All-Conference selection after making 72 tackles as a junior... was an honorable mention Class 7A All-State selection as a senior as the team posted a 10-1 record advancing to the second round of the IHSA Class 7A playoffs... team captain...

79 -- ANTHONY SOTTOSANTO

Offensive Line • 6-0 • 285 • Freshman
Frankfort, Ill. (Lincoln-Way East HS)



HIGH SCHOOL: Versatile offensive lineman that played for coach Rob Zvonar at Lincoln-Way East HS... played all five positions in prep career as a three-year starter... named All-State selection as a senior as team was ranked No. 1 in IHSA Class 8A for a portion of the season... helped team advance to three straight IHSA Class 8A playoffs with a 14-0 State Championship run as a junior... set school record for pancake blocks as team averaged 408 yards of offense per game... Academic All-State selection... team captain...

44 -- NICK STRICKER

Super Back • 6-2 • 245 • Freshman
Lemont, Ill. (Lemont HS)



HIGH SCHOOL: Played offensive center for coach Bret Kooi at Lemont HS... anchored an offensive line that helped team advance to the IHSA Class 6A state playoffs... team posted a ten win campaign during junior season reaching Class 5A state quarterfinals... also saw time on defensive line at nose guard during prep career...

97 -- TIM VARGA

Defensive Line • 6-3 • 240 • Freshman
Elk Grove Village, Ill. (Elk Grove Village HS)



HIGH SCHOOL: Played for coach Miles Osei at Elk Grove Village HS... earned All-Area honors by the Daily Herald... played defensive line and offensive line... finished season with 13 tackles for loss and five pass break-ups at the line...

67 -- CHAD STRICKLAND

Offensive Line • 6-5 • 280 • Freshman
Salem, Ala. (Smiths Station HS)



HIGH SCHOOL: Played offensive tackle for coach Mike Glisson at Smiths Station HS... recorded 41 pancake blocks helping team score 22 or more points in five games as the program posted its first winning season since 2015... was the Alabama Class 7A State Champion in the shot put... holds a 3.95 G.P.A... team captain...

3 -- CHRIS WALKER

Running Back • 6-1 • 210 • Graduate Student
Lewisburg, Tenn. (Marshall County HS / Cornell Univ.)



Graduate transfer from Cornell University after completing degree during spring...

CORNELL UNIVERSITY: Played four seasons with the Bears receiving a medical hardship waiver following freshman season... played in three games as a freshman with 11 carries for 53 yards including a 47-yard game against Harvard... was a first-team All-Patriot League selection as a sophomore ranking 42nd nationally in yards per carry (5.41)... finished second in the Ivy League in rushing posting three 100-yard rushing games... named Ivy League Offensive Player of the Week after a 178-yard, three touchdown game against Columbia... finished year with 655 yards... as a junior rushed for 282 yards and two touchdowns and ranked fourth on the team in receptions despite missing three and a half games due to injury... compiled 150 all-purpose yards against Harvard with 93 rushing... had 49 all-purpose yards and a touchdown in a win at Princeton... as a senior appeared in first two games before missing the remainder of the year...

72 -- ELKHANAN TANELUS

Naples, Fla. • 6-2 • 330 • Freshman
Naples, Fla. (Barron Collier HS)



HIGH SCHOOL: Played offensive and defensive line for coach Mark Jackson at Barron Collier HS... helped team post a 7-5 record as a senior helping team advance to the Florida Class 6A state playoffs... blocked for an offensive unit that rushed for an average of 197.9 yards and 24.7 points per game... earned first team All-Area honors... on the defensive line finished year with 18 tackles and two sacks... team captain...

HIGH SCHOOL: played at Marshall County HS earning All-State honors... was District MVP after rushing for 1,271 yards and 23 touchdowns as a senior... also played on defense making 79 tackles with three interceptions... was a two-time first-team All-Area and All-Region selection... named team captain as a senior...

40 -- JORDAN WILLIAMS

Defensive Back • 5-9 • 200 • Freshman
Oswego, Ill. (Oswego East HS)



HIGH SCHOOL: Played defensive back for coach Tyson LeBlanc at Oswego East HS... helped team post an 7-3 record as a senior reaching the IHSA Class 8A playoffs for a third straight season... was an All-Area selection as a senior with four interceptions and ten pass break-ups... scored two defensive touchdowns during season... versatile player that stepped in to play quarterback for on Oswego East win, throwing two touchdown passes in the win... team captain... Academic All-Conference...

CAREER STATISTICS FOR CHRIS WALKER ... (CORNELL)

YEAR	G/GS	RUSH	YDS	TD	AVG/c	LNG	REC	YDS
2015	3/0	11	53	0	4.8	11	0	0
2016	9/9	121	655	3	5.4	71	19	193
2017	7/7	80	282	2	3.5	21	23	213
2018	2/1	5	7	0	1.4	4	3	8
Career	21/17	217	997	5	4.6	71	45	414

84 -- RYAN JAMES

Wide Receiver • 6-3 • 205 • RS-Sophomore
Chicago, Ill. (De La Salle Institute / Purdue Univ.)



PURDUE: Transferred from Purdue University... redshirted during 2017 season... did not appear in any games during 2018 season...

HIGH SCHOOL: Played for coach Mike Boehm at De La Salle Institute... had 26 catches for 321 yards during varsity career... started prep career playing at Hales Franciscan HS in Chicago...

9 -- NICK ROESSLER

Kicker / Punter • 5-11 • 220 • RS-Freshman
Rock Island, Ill. (Rock Island HS)



ILLINOIS STATE: Attended Illinois State as a student for the 2018-19 year... was not a member of the football team...

HIGH SCHOOL: Played for coach Ben Hammer at Rock Island HS... as a senior played quarterback, punter and kicker... scored three rushing touchdowns with two 2-point conversions... as a junior was 49-of-56 on extra points with a 34.6 yards per punt average... was 2-of-3 on field goals as a junior...

99 -- JAYDEN O'NEAL

Defensive Line • 6-1 • 275 • RS-Freshman
Chicago, Ill. (Simeon HS)



Attended Eastern Illinois in 2018-19 year but was not a member of the football team...

HIGH SCHOOL: Played for coach Dante Culbreath at Simeon HS in Chicago... helped lead team to Prep Bowl Championship game as a senior... finished senior year with 34 tackles including six tackles for loss and two forced fumbles...

15 -- WILL SHUMPERT

Wide Receiver • 6-6 • 215 • Freshman
St. Louis, Mo. (Belleville West HS)



HIGH SCHOOL: Played football for coach Cameron Pettus at Belleville West HS... helped team post a 7-3 record advancing to the IHSA Class 7A state playoffs... as a senior averaging 15.8 yards per catch with three touchdown receptions... was a starter on the nationally ranked men's basketball team that won the IHSA Class 4A State Championship averaging 9.3 points per game...

Misc.: older sister Alece Shumpert was a member of the EIU women's basketball team...

7 -- PAYTON POWELL

Wide Receiver • 6-0 • 155 • RS-Freshman
Lake Zurich, Ill. (Lake Zurich HS)



EASTERN ILLINOIS: Ran track at Eastern Illinois as a freshman finishing year as a member of OVC Outdoor Championship team scoring points in two events...

HIGH SCHOOL: Played football at Lake Zurich HS as a senior helping team post a 13-1 record, losing in the IHSA Class 7A State Championship game... finished season with 19 catches for 403 yards and six touchdowns... began prep career at Zion-Benton HS advancing to the IHSA Class 3A State Track Championships...

5 -- NIKOLA WADSWORTH

Linebacker • 6-2 • 220 • RS-Junior
Darien, Ill. (Oswego East HS / Idaho State Univ.)



IDAHO STATE: Transferred from Idaho State University... played in three games in 2018 for the Bengals program finishing year with one assisted tackle... used redshirt year under new NCAA competition rule...

JUNIOR COLLEGE: Played two seasons at College of DuPage... as a sophomore appeared in nine games making 42 tackles with two sacks and a forced fumble... as a freshman played in 11 games making 32 tackles with one forced fumble...

HIGH SCHOOL: Played for coach Tyson LeBlanc at Oswego East HS... helped team advance to IHSA Class 7A playoffs as a senior... had 102 tackles with ten tackles for loss and three interceptions earning All-Area honors as a senior...

2018 EIU PANTHERS FOOTBALL
EASTERN ILLINOIS Game Results
All games

Date	Opponent	Score	Overall Record	Ohio Valley Record	Time	Attend
Sep 1, 2018	at Arkansas	20-55 L	0-1	0-0	3:09	63,342
Sep 8, 2018	at #19 Illinois State	10-48 L	0-2	0-0	2:53	8,914
Sep 15, 2018	INDIANA STATE	41-55 L	0-3	0-0	3:30	6,420
* Sep 22, 2018	TENNESSEE STATE	40-41 L	0-4	0-1	3:40	7,670
* Sep 29, 2018	at Tennessee Tech	W 52-38	1-4	1-1	3:10	7,184
* Oct 6, 2018	MURRAY STATE	41-48 L	1-5	1-2	3:30	3,063
* Oct 13, 2018	at #7 Jacksonville State	22-49 L	1-6	1-3	3:27	15,649
* Oct 20, 2018	UT MARTIN	W 24-21	ot 2-6	2-3	3:20	7,413
* Oct 27, 2018	at Eastern Kentucky	23-31 L	2-7	2-4	3:16	4,400
* Nov 10, 2018	AUSTIN PEAY	W 52-21	3-7	3-4	3:15	2,149
* Nov 17, 2018	at #23 Southeast Missouri	32-38 L	3-8	3-5	3:30	3,987

* indicates Ohio Valley Conferece game

2018 EASTERN ILLINOIS STARTERS

OPPONENT	WR	WR	RT	RG	C	LG	LT	WR	WR	RB	OB
Arkansas	Hollins	Sheehan	Callaway	Harris	Hoover	J. Branch	Doyle	Gooch	Atoyebi	I. Johnson	Brantley
Illinois State	Hollins	Sheehan	Callaway	Buckwalter	Tanuvasa	J. Branch	Doyle	Gooch	Atoyebi	I. Johnson	Brantley
Indiana State	Hollins	Sheehan	Callaway	Buckwalter	Tanuvasa	G. Branch	Doyle	Gooch	Atoyebi	I. Johnson	Brantley
Tenn. State	Hollins	Sheehan	Callaway	Buckwalter	Tanuvasa	J. Branch	G. Branch	Gooch	Atoyebi	I. Johnson	Brantley
Tenn. Tech	Hollins	Sheehan	Callaway	Harris	Tanuvasa	Buckwalter	Doyle	Gooch	Atoyebi	I. Johnson	Woodberry
Murray State	Hollins	Sheehan	Callaway	Buckwalter	Tanuvasa	G. Branch	Doyle	Gooch	Atoyebi	Scott	Woodbery
Jacksonville St	Hollins	Sheehan	Callaway	Buckwalter	Tanuvasa	G. Branch	Doyle	Gooch	Atoyebi	I. Johnson	Brantley
UT Martin	Hollins	Sheehan	Callaway	Buckwalter	Tanuvasa	J. Branch	G. Branch	Gooch	Atoyebi	Scott	Brantley
E. Kentucky	Hollins	Sheehan	Callaway	Buckwalter	Tanuvasa	J. Branch	Doyle	Gooch	Atoyebi	I. Johnson	Brantley
Austin Peay	Hollins	Sheehan	Callaway	Buckwalter	Tanuvasa	J. Branch	Doyle	Gooch	Atoyebi	I. Johnson	Brantley
SE Missouri	Hollins	Sheehan	Callaway	Buckwalter	Tanuvasa	G. Branch	Doyle	Gooch	Atoyebi	I. Johnson	Brantley

OPPONENT	DE	NT	DE	DE/LB	LB	LB	CB	STAR	ROVER	FS	CB
Arkansas	Watson	Greer	Shepard	Price	Caputo	Dy. Johnson	M. Williams	Crosby	Gulley	Crittenden	D. Smith
Illinois State	Watson	Greer	Shepard	Price	Caputo	Dy. Johnson	M. Williams	Crosby	Gulley	Crittenden	D. Smith
Indiana State	Watson	Greer	Shepard	Price	Caputo	Dy. Johnson	M. Williams	Meade	Gulley	Crittenden	D. Smith
Tenn. State	Watson	Shepard	Price	Dean	Caputo	Dy. Johnson	M. Williams	Page	Brown	Crittenden	D. Smith
Tenn. Tech	George	Watson	Price	Dean	Caputo	Dy. Johnson	J. Turner	Page	Brown	Crittenden	D. Smith
Murray State	George	Watson	Price	Dean	Caputo	Mayes	M. Williams	Page	Brown	Crittenden	D. Smith
Jacksonville State	Greer	Watson	Price	A. Johnson	Caputo	Dy. Johnson	M. Williams	McCullough	Brown	Dewberry	D. Smith
UT Martin	Greer	Watson	Price	Meade	Caputo	Dy. Johnson	M. Williams	McCullough	Brown	Dewberry	D. Smith
E. Kentucky	Greer	Watson	Price	Meade	Caputo	Dy. Johnson	M. Williams	A. Johnson	Brown	Dewberry	D. Smith
Austin Peay	Greer	Watson	Price	Dean	Caputo	Dy. Johnson	M. Williams	McCullough	Brown	Crittenden	D. Smith
SE Missouri	Greer	Watson	Price	A. Johnson	Caputo	Dy. Johnson	M. Williams	McCullough	Brown	Crittenden	D. Smith

BOLD Indicates returning player for 2019 season...

#RUNWITHUS
#EUIBLEEDBLUE
2019 EASTERN ILLINOIS PANTHER FOOTBALL

Team Statistics	EIU	OPP
SCORING	357	445
Points Per Game	32.5	40.5
Points Off Turnovers	69	65
FIRST DOWNS	261	278
Rushing	84	121
Passing	152	136
Penalty	25	21
RUSHING YARDAGE	1501	2379
Yards gained rushing	1848	2597
Yards lost rushing	347	218
Rushing Attempts	328	487
Average Per Rush	4.6	4.9
Average Per Game	136.5	216.3
TDs Rushing	17	28
PASSING YARDAGE	3402	3033
Comp-Att-Int	322-519-8	232-363-7
Average Per Pass	6.6	8.4
Average Per Catch	10.6	13.1
Average Per Game	309.3	275.7
TDs Passing	27	27
TOTAL OFFENSE	4903	5412
Total Plays	847	850
Average Per Play	5.8	6.4
Average Per Game	445.7	492.0
KICK RETURNS: #-Yards	46-959	46-1214
PUNT RETURNS: #-Yards	17-119	17-143
INT RETURNS: #-Yards	7-133	8-60
KICK RETURN AVERAGE	20.8	26.4
PUNT RETURN AVERAGE	7.0	8.4
INT RETURN AVERAGE	19.0	7.5
FUMBLES-LOST	21-7	19-8
PENALTIES-Yards	83-741	78-657
Average Per Game	67.4	59.7
PUNTS-Yards	55-2223	51-1877
Average Per Punt	40.4	36.8
Net punt average	36.0	33.7
KICKOFFS-Yards	66-3793	83-4680
Average Per Kick	57.5	56.4
Net kick average	34.2	38.2
TIME OF POSSESSION/Game	27:49	32:11
3RD-DOWN Conversions	68/171	75/165
3rd-Down Pct	40%	45%
4TH-DOWN Conversions	12/21	6/11
4th-Down Pct	57%	55%
SACKS BY-Yards	10-58	22-151
MISC YARDS	-11	22
TOUCHDOWNS SCORED	46	57
FIELD GOALS-ATTEMPTS	13-18	16-19
ON-SIDE KICKS	1-3	1-1
RED-ZONE SCORES	(39-45) 87%	(51-55) 93%
RED-ZONE TOUCHDOWNS	(29-45) 64%	(37-55) 67%
PAT-ATTEMPTS	(40-44) 91%	(53-53) 100%
ATTENDANCE	26715	103476
Games/Avg Per Game	5/5343	6/17246
Neutral Site Games		0/0

Score by Quarters	1st	2nd	3rd	4th	OT	Total
Eastern Illinois	85	78	85	106	3	357
Opponents	88	125	99	133	0	445

Rushing	gp	att	gain	loss	net	avg	td	lg	avg/g
JOHNSON, Isaiah	11	99	758	50	708	7.2	7	76	64.4
SCOTT, Jamal	10	69	411	16	395	5.7	3	35	39.5
BRANTLEY, Johnathan	10	100	476	166	310	3.1	6	32	31.0
COLUMBUS, Robert	7	19	63	5	58	3.1	0	13	8.3
WOODBERRY, Harry	11	17	73	16	57	3.4	0	19	5.2
McCULLOUGH, Darsho	11	8	29	2	27	3.4	1	6	2.5
REYNA, Matt	8	1	14	0	14	14.0	0	14	1.8
GOOCH, Aaron	11	3	23	9	14	4.7	0	23	1.3
TEAM	9	12	1	83	-82	-6.8	0	1	-9.1
Total	11	328	1848	347	1501	4.6	17	76	136.5
Opponents	11	487	2597	218	2379	4.9	28	50	216.3

Passing	gp	effic	comp-att-int	pct	yds	td	lg	avg/g
BRANTLEY, Johnathan	10	134.05	200-307-2	65.1	2016	14	73	201.6
WOODBERRY, Harry	11	127.29	121-210-6	57.6	1374	13	72	124.9
BRUNO, Nick	11	200.80	1-1-0	100.0	12	0	12	1.1
GOOCH, Aaron	11	0.00	0-1-0	0.0	0	0	0	0.0
Total	11	131.19	322-519-8	62.0	3402	27	73	309.3
Opponents	11	154.79	232-363-7	63.9	3033	27	97	275.7

Receiving	gp	no.	yds	avg	td	lg	avg/g
HOLLINS, Alexander	11	80	1102	13.8	16	73	100.2
GOOCH, Aaron	11	65	695	10.7	5	71	63.2
SHEEHAN, James	11	50	544	10.9	3	35	49.5
JOHNSON, Isaiah	11	30	215	7.2	0	27	19.5
ATOYEBI, Nick	11	29	241	8.3	2	26	21.9
PHILLIPS, Teriq	11	22	209	9.5	1	21	19.0
REYNA, Matt	8	21	274	13.0	0	50	34.2
SCOTT, Jamal	10	13	71	5.5	0	10	7.1
COLUMBUS, Robert	7	3	20	6.7	0	13	2.9
McCULLOUGH, Darsho	11	3	15	5.0	0	13	1.4
WALKER, Bryce	3	2	7	3.5	0	6	2.3
RICHARDS, Xander	4	2	6	3.0	0	3	1.5
LOFTON, Robbie	6	1	7	7.0	0	7	1.2
COOKS, DeWayne	4	1	3	3.0	0	3	0.8
BRANTLEY, Johnathan	10	0	-7	0.0	0	0	-0.7
Total	11	322	3402	10.6	27	73	309.3
Opponents	11	232	3033	13.1	27	97	275.7

Punt Returns	no.	yds	avg	td	lg
GOOCH, Aaron	16	98	6.1	0	23
WILLIAMS, Mark	1	21	21.0	0	21
Total	17	119	7.0	0	23
Opponents	17	143	8.4	0	42

Interceptions	no.	yds	avg	td	lg
BROWN, Edwyn	2	3	1.5	0	3
WILLIAMS, Mark	2	43	21.5	0	43
JOHNSON, Dytarious	1	26	26.0	0	26
SMITH, DySaun	1	0	0.0	0	0
DEWBERRY, Bryce	1	61	61.0	1	61
Total	7	133	19.0	1	61
Opponents	8	60	7.5	0	24

Kick Returns	no.	yds	avg	td	lg
REYNA, Matt	19	452	23.8	1	96
JOHNSON, Isaiah	9	228	25.3	0	59
GOOCH, Aaron	9	153	17.0	0	27
McCULLOUGH, Darsho	3	88	29.3	0	50
FLEMING, Jareem	2	4	2.0	0	4
DEAN, Nolan	1	8	8.0	0	8
SHEEHAN, James	1	7	7.0	0	7
ATOYEBI, Nick	1	20	20.0	0	20
PHILLIPS, Teriq	1	-1	-1.0	0	0
Total	46	959	20.8	1	96
Opponents	46	1214	26.4	1	97

Fumble Returns	no.	yds	avg	td	lg
WATSON, Levi	1	10	10.0	0	10
GREER, Terrell	1	4	4.0	0	4
COLUMBUS, Robert	1	6	6.0	0	6
PRICE, Josh	1	7	7.0	0	7
Total	4	27	6.8	0	10
Opponents	3	72	24.0	1	60

Scoring	td	fg	PAT				dxp	saf	pts
			kick	rush	rcv	pass			
HOLLINS, Alexander	16	-	-	-	-	-	-	96	
BRUNO, Nick	-	12-14	37-40	-	-	-	-	73	
JOHNSON, Isaiah	7	-	-	-	-	-	-	42	
BRANTLEY, Johnathan	6	-	-	-	-	-	-	36	
GOOCH, Aaron	5	-	-	-	-	-	-	30	
SCOTT, Jamal	3	-	-	-	-	-	-	18	
SHEEHAN, James	3	-	-	-	-	-	-	18	
ATOYEBI, Nick	2	-	-	-	-	-	-	12	
DEWBERRY, Bryce	1	-	-	-	-	-	-	6	
SEVERINO, Matt	-	1-4	3-4	-	-	-	-	6	
PHILLIPS, Teriq	1	-	-	-	-	-	-	6	
REYNA, Matt	1	-	-	-	-	-	-	6	
McCULLOUGH, Darsho	1	-	-	-	-	-	-	6	
WOODBERRY, Harry	-	-	-	-	1	1-2	-	2	
Total	46	13-18	40-44	-	1	1-2	-	357	
Opponents	57	16-19	53-53	-	1	1-4	-	445	

Total Offense	g	plays	rush	pass	total	avg/g
BRANTLEY, Johnathan	10	407	310	2016	2326	232.6
WOODBERRY, Harry	11	227	57	1374	1431	130.1
JOHNSON, Isaiah	11	99	708	0	708	64.4
SCOTT, Jamal	10	69	395	0	395	39.5
COLUMBUS, Robert	7	19	58	0	58	8.3
McCULLOUGH, Darsho	11	8	27	0	27	2.5
REYNA, Matt	8	1	14	0	14	1.8
GOOCH, Aaron	11	4	14	0	14	1.3
BRUNO, Nick	11	1	0	12	12	1.1
TEAM	9	12	-82	0	-82	-9.1
Total	11	847	1501	3402	4903	445.7
Opponents	11	850	2379	3033	5412	492.0

Field Goals	fg	pct.	01-19	20-29	30-39	40-49	50-99	lg	blk
SEVERINO, Matt	1-4	25.0	0-0	0-1	1-2	0-1	0-0	39	1
BRUNO, Nick	12-14	85.7	0-0	5-5	5-5	2-4	0-0	48	1

Punting	no.	yds	avg	lg	tb	fc	i20	50+	blk
BRUNO, Nick	55	2223	40.4	56	5	8	20	2	0
Total	55	2223	40.4	56	5	8	20	2	0
Opponents	51	1877	36.8	53	2	14	14	1	0

FG Sequence	Eastern Illinois	Opponents
Arkansas	47,29	(35),(23)
Illinois State	(39)	45,(37),(38)
Indiana State	31	(22),(25)
Tennessee State	(20),(48),47	(37),(36),(37)
Tennessee Tech	(22)	(23)
Murray State	(30),43,(22)	(22),(35)
Jacksonville State	(27),(40),(36)	-
UT Martin	(38)	42
Eastern Kentucky	(32)	(38)
Austin Peay	(20)	-
Southeast Missouri	(35)	(34),48,(29),(32)

Kickoffs	no.	yds	avg	tb	ob	retn	net	ydln
DELGADO, Josh	64	3739	58.4	13	2			
BRUNO, Nick	2	54	27.0	0	0			
Total	66	3793	57.5	13	2	26.4	34.2	30
Opponents	83	4680	56.4	22	4	20.8	38.2	26

All Purpose	g	rush	rcv	pr	kr	ir	total	avg/g
JOHNSON, Isaia	11	708	215	0	228	0	1151	104.6
HOLLINS, Alexa	11	0	1102	0	0	0	1102	100.2
GOOCH, Aaron	11	14	695	98	153	0	960	87.3
REYNA, Matt	8	14	274	0	452	0	740	92.5
SHEEHAN, Jam	11	0	544	0	7	0	551	50.1
SCOTT, Jamal	10	395	71	0	0	0	466	46.6
BRANTLEY, Joh	10	310	-7	0	0	0	303	30.3
ATOYEBI, Nick	11	0	241	0	20	0	261	23.7
PHILLIPS, Teriq	11	0	209	0	-1	0	208	18.9
McCULLOUGH, H	11	27	15	0	88	0	130	11.8
COLUMBUS, Ro	7	58	20	0	0	0	78	11.1
WILLIAMS, Mar	11	0	0	21	0	43	64	5.8
DEWBERRY, Br	11	0	0	0	0	61	61	5.5
WOODBERRY, H	11	57	0	0	0	0	57	5.2
JOHNSON, Dyta	11	0	0	0	0	26	26	2.4
DEAN, Nolan	10	0	0	0	8	0	8	0.8
LOFTON, Robbi	6	0	7	0	0	0	7	1.2
WALKER, Bryce	3	0	7	0	0	0	7	2.3
RICHARDS,Xan	4	0	6	0	0	0	6	1.5
FLEMING, Jaree	11	0	0	0	4	0	4	0.4
COOKS, DeWay	4	0	3	0	0	0	3	0.8
BROWN, Edwyn	11	0	0	0	0	3	3	0.3
TEAM	9	-82	0	0	0	0	-82	-9.1
Total	11	1501	3402	119	959	133	6114	555.8
Opponents	11	2379	3033	143	1214	60	6829	620.8

Numbers in (parentheses) indicate field goal was made.

#	Defensive Leaders	gp	Tackles				Sacks	Pass defense			Fumbles		blkd	
			ua	a	tot	tfl/yds		no-yds	int-yds	brup	qbh	rcv-yds	ff	kick
45	CAPUTO, Joe	11	45	41	86	7.5-25	1.5-12	.	3	4	2-0	1	.	.
51	JOHNSON, Dytarious	11	46	32	78	15.0-28	1.0-5	1-26	1	3	.	2	.	.
44	PRICE, Josh	11	34	29	63	7.0-19	0.5-4	.	.	6	1-7	2	.	.
6	BROWN, Edwyn	11	38	17	55	2.5-6	.	2-3
99	WATSON, Levi	11	28	27	55	10.0-28	3.0-12	.	3	4	1-10	.	.	.
4D	CRITTENDEN, Raymo	11	32	19	51	1.5-1	.	.	1	.	.	1	.	.
21	WILLIAMS, Mark	11	43	7	50	.	.	2-43	4
96	GREER, Terrell	11	15	33	48	3.0-8	1-4	.	.	.
12	SMITH, DySaun	11	35	10	45	0.5-2	.	1-0	5
53	MEADE, Camden	11	22	17	39	3.0-7	.	.	.	1
16	TURNER, Javon	11	29	10	39	1.0-1	.	.	4
40	DEAN, Nolan	10	23	13	36	4.0-22	1.0-7	1	.	.
3	PAGE, Cornelius	8	20	12	32	1.0-1	.	.	1
5D	GULLEY, Iziah	10	19	12	31	1.5-3	.	.	2
2D	DEWBERRY, Bryce	11	19	11	30	0.5-0	.	1-61	3	.	.	1	.	.
91	GEORGE, D'Mitri	11	5	9	14	2.5-6	1.0-4	.	.	1
24	McCULLOUGH, Darsh	11	10	3	13
56	SHEPARD, Taylon	11	4	8	12	1.0-11	1.0-11
28	MAYES, Skyler	10	4	7	11
33	JOHNSON, Austin	4	5	4	9	1.0-1	.	.	1	1	1-0	.	.	.
32	COLEMAN, Ryan	11	2	5	7	0.5-1
1D	WADDELL, Darius	3	4	2	6	0.5-0
90	DELGADO, Josh	11	5	.	5
85	ATOYEI, Nick	11	3	2	5
41	COLUMBUS, Robert	7	2	3	5	1-6	.	.	.
26	JACKSON, Jordan	9	4	.	4
4	SCOTT, Jamal	10	1	3	4
31	CROSBY, Antonio	3	3	1	4
50	WILLIAMS, Sean	7	2	1	3	1.0-3	1.0-3
23	JOHNSON, Isaiah	11	3	.	3
29	FILER, Jonas	11	1	2	3
43	BRUNO, Nick	11	2	.	2
22	ROWELL, Courtney	3	2	.	2
86	SHEEHAN, James	11	1	.	1
3X	PHILLIPS, Teriq	11	1	.	1
8D	OJO, BJ	4	1	.	1	1-0	1	.	.
80	WALKER, Bryce	3	.	1	1
64	BRANCH, Johari	11	1	.	1
48	SMITH, Alex	4	.	1	1
9	WEBB, Ivan	4	1	.	1
75	DEO, Ronell	6	1	.	1
59	FLEMING, Jareem	11	1	.	1
5	REYNA, Matt	8	.	1	1
92	UBAIKE, James	3	.	1	1
94	MOORE, Zavion	2	.	1	1
19	LOFTON, Robbie	6	1	.	1
89	RAY, Marques	1	1
Total		11	518	345	863	64-173	10-58	7-133	29	20	8-27	9	.	.
Opponents		11	447	316	763	69-301	22-151	8-60	57	61	7-72	11	4	.

TEAM STATISTICS

Date	Opponent	Rushing				Receiving				Passing				Kick Returns				Punt Returns				tot off
		no.	yds	td	lg	no.	yds	td	lg	cmp-att-int	yds	td	lg	no.	yds	td	lg	no.	yds	td	lg	
Sep 1	at Arkansas	41	127	0	29	27	230	3	43	27-40-0	230	3	43	5	99	0	26	1	3	0	3	357
Sep 08	at Illinois State	42	195	1	31	22	161	0	45	22-36-1	161	0	45	2	23	0	15	0	0	0	0	356
Sep 15	INDIANA STATE	19	46	1	11	39	455	4	73	39-54-0	455	4	73	9	298	1	96	2	3	0	4	501
Sep 22	TENNESSEE STATE	20	73	2	32	30	393	3	72	30-49-0	393	3	72	8	133	0	37	1	10	0	10	466
Sep 29	at Tennessee Tech	39	260	2	46	32	339	5	39	32-49-0	339	5	39	3	33	0	18	1	8	0	8	599
Oct 06	MURRAY STATE	32	168	1	35	38	475	4	45	38-61-1	475	4	45	4	106	0	38	1	6	0	6	643
Oct 13	at Jacksonville State	19	15	0	16	38	350	2	39	38-61-1	350	2	39	3	38	0	21	3	24	0	18	365
Oct 20	UT MARTIN	23	27	1	13	15	177	1	50	15-30-1	177	1	50	0	0	0	0	0	0	0	0	204
Oct 27	at Eastern Kentucky	31	189	3	49	29	325	0	35	29-51-2	325	0	35	3	84	0	50	2	7	0	6	514
Nov 10	AUSTIN PEAY	36	216	5	76	19	188	2	38	19-32-0	188	2	38	2	26	0	14	3	55	0	23	404
11-17-18	at Southeast Missouri	26	185	1	60	33	309	3	72	33-56-2	309	3	72	7	119	0	22	3	3	0	2	494
Opponents		328	1501	17	76	322	3402	27	73	322-519-8	3402	27	73	46	959	1	96	17	119	0	23	4903
Opponents		487	2379	28	50	232	3033	27	97	232-363-7	3033	27	97	46	1214	1	97	17	143	0	42	5412

Games: 11 • Avg/rush: 4.6 • Avg/catch: 10.6 • Pass effic: 131.19 • KR avg: 20.8 • PR avg: 7.0 • All purpose avg/game: 555.8 • Total offense avg/gm: 445.7

Date	Opponent	Tackles				Sacks no-yds	Fumble		Pass Defense			blkd kick	PAT Attempts			off		pts
		ua	a	total	tfl-yds		ff	fr-yds	int-yds	qbh	brup		kick	rush	rcv	saf	t/o	
Sep 1	at Arkansas	42	22	64	6.0-13	1.0-4	0	0-0	0-0	1	4	0	2-3	0	0	0	0	20
Sep 08	at Illinois State	38	18	56	2.0-2	0.0-0	0	0-0	0-0	1	0	0	1-1	0	0	0	0	10
Sep 15	INDIANA STATE	47	46	93	5.0-17	2.0-8	0	0-0	0-0	1	4	0	5-6	0	0	0	0	41
Sep 22	TENNESSEE STATE	50	42	92	6.0-15	2.0-10	3	2-6	1-43	3	2	0	4-4	0	0	0	14	40
Sep 29	at Tennessee Tech	41	28	69	6.0-21	3.0-17	2	1-0	1-26	2	4	0	7-7	0	0	0	14	52
Oct 06	MURRAY STATE	55	26	81	4.0-4	0.0-0	0	1-7	1-0	2	5	0	5-5	0	0	0	7	41
Oct 13	at Jacksonville State	50	20	70	4.0-17	1.0-11	1	0-0	2-0	3	2	0	1-2	0	0	0	6	22
Oct 20	UT MARTIN	63	37	100	10.5-25	0.0-0	1	1-4	1-61	3	1	0	3-3	0	0	0	14	24
Oct 27	at Eastern Kentucky	34	36	70	6.0-24	1.0-8	1	1-10	0-0	1	2	0	2-3	0	0	0	0	23
Nov 10	AUSTIN PEAY	54	26	80	9.0-24	0.0-0	1	2-0	1-3	2	2	0	7-7	0	0	0	14	52
11-17-1	at Southeast Missouri	44	44	88	6.0-11	0.0-0	0	0-0	0-0	1	3	0	3-3	0	1	0	0	32
Opponents		518	345	863	64.5-173	10.0-58	9	8-27	7-133	20	29	0	40-44	0	1	0	69	357
Opponents		447	316	763	69.0-301	22.0-151	11	7-72	8-60	61	57	4	53-53	0	1	0	65	445

Date	Opponent	Punting							Field Goals			Kickoffs						
		no.	yds	avg	long	blkd	tb	fc	50+	i20	md-alt	long	blkd	no.	yds	avg	tb	ob
Sep 1	at Arkansas	4	163	40.8	46	0	0	1	0	2	0-2	0	0	4	251	62.8	0	0
Sep 08	at Illinois State	4	155	38.8	45	0	1	0	0	2	1-1	39	0	3	192	64.0	1	0
Sep 15	INDIANA STATE	4	179	44.8	48	0	0	1	0	1	0-1	0	1	6	372	62.0	1	0
Sep 22	TENNESSEE STATE	6	207	34.5	46	0	0	2	0	2	2-3	48	1	8	442	55.2	0	1
Sep 29	at Tennessee Tech	2	79	39.5	42	0	0	2	0	1	1-1	22	0	9	515	57.2	3	0
Oct 06	MURRAY STATE	4	153	38.2	48	0	0	0	0	1	2-3	30	0	8	507	63.4	5	0
Oct 13	at Jacksonville State	8	349	43.6	56	0	1	1	1	2	3-3	40	0	6	323	53.8	1	0
Oct 20	UT MARTIN	8	308	38.5	55	0	1	0	1	5	1-1	38	0	4	198	49.5	0	0
Oct 27	at Eastern Kentucky	4	172	43.0	47	0	2	0	0	1	1-1	32	0	5	270	54.0	0	0
Nov 10	AUSTIN PEAY	6	250	41.7	47	0	0	1	0	2	1-1	20	0	9	471	52.3	1	1
11-17-1	at Southeast Missouri	5	208	41.6	45	0	0	0	0	1	1-1	35	0	4	252	63.0	1	0
Opponents		55	2223	40.4	56	0	5	8	2	20	13-18	48	2	66	3793	57.5	13	2
Opponents		51	1877	36.8	53	0	2	14	1	14	16-19	38	0	83	4680	56.4	22	4

OPPONENT STATISTICS

Date	Opponent	Rushing				Receiving				Passing				Kick Returns				Punt Returns				tot off		
		no.	yds	td	lg	no.	yds	td	lg	cmp	att	int	yds	td	lg	no.	yds	td	lg	no.	yds		td	lg
Sep 1	at Arkansas	37	80	2	10	21	353	4	57	21	29	0	353	4	57	4	102	0	34	0	0	0	0	433
Sep 08	at Illinois State	37	254	2	42	18	328	4	97	18	24	0	328	4	97	2	83	0	58	1	4	0	4	582
Sep 15	INDIANA STATE	58	328	7	43	13	209	0	50	13	18	0	209	0	50	5	178	0	49	3	9	0	10	537
Sep 22	TENNESSEE STATE	46	195	2	23	28	349	3	49	28	42	1	349	3	49	7	150	0	51	2	51	0	42	544
Sep 29	at Tennessee Tech	33	98	0	14	29	428	5	48	29	43	1	428	5	48	4	68	0	25	0	0	0	0	526
Oct 06	MURRAY STATE	51	449	5	50	21	209	1	34	21	37	1	209	1	34	3	73	0	39	2	20	0	12	658
Oct 13	at Jacksonville State	37	228	3	38	25	364	4	44	25	41	2	364	4	44	4	116	0	39	2	12	0	9	592
Oct 20	UT MARTIN	54	182	2	14	25	223	1	26	25	37	1	223	1	26	4	54	0	18	1	0	0	0	405
Oct 27	at Eastern Kentucky	41	216	2	48	11	171	2	34	11	24	0	171	2	34	4	92	0	50	1	5	0	5	387
Nov 10	AUSTIN PEAY	55	189	1	25	11	188	2	49	11	30	1	188	2	49	6	118	0	40	2	29	0	24	377
11-17-18	at Southeast Missouri	38	160	2	27	30	211	1	34	30	38	0	211	1	34	3	180	1	97	3	13	0	6	371
Eastern Illinois		487	2379	28	50	232	3033	27	97	232	363	7	3033	27	97	46	1214	1	97	17	143	0	42	5412
		328	1501	17	76	322	3402	27	73	322	519	8	3402	27	73	46	959	1	96	17	119	0	23	4903

Games: 11 • Avg/rush: 4.9 • Avg/catch: 13.1 • Pass effic: 154.79 • KR avg: 26.4 • PR avg: 8.4 • All purpose avg/game: 620.8 • Total offense avg/gm: 492.0

Date	Opponent	Tackles				Sacks no-yds	Fumble ff fr-yds	Pass Defense			blkd kick	PAT Attempts			off				
		ua	a	total	tfl-yds			int-yds	qbh	brup		kick	rush	rcv	saf	t/o	pts		
Sep 1	at Arkansas	40	52	92	8.0-27	2.0-15	6	5-61	0-0	3	5	1	7-7	0	0	0	0	24	55
Sep 08	at Illinois State	41	38	79	6.0-18	1.0-2	0	0-0	1-0	4	4	0	6-6	0	0	0	0	3	48
Sep 15	INDIANA STATE	46	20	66	4.0-23	2.0-17	1	1-11	0-0	4	3	2	7-7	0	0	0	0	7	55
Sep 22	TENNESSEE STATE	43	20	63	8.0-30	2.0-15	1	1-0	0-0	4	8	1	2-2	0	0	0	0	7	41
Sep 29	at Tennessee Tech	40	48	88	2.0-12	0.0-0	0	0-0	0-0	1	6	0	5-5	0	0	0	0	0	38
Oct 06	MURRAY STATE	56	16	72	5.0-18	2.0-13	0	0-0	1-0	6	5	0	6-6	0	0	0	0	0	48
Oct 13	at Jacksonville State	41	16	57	8.0-34	4.0-23	0	0-0	1-24	9	5	0	7-7	0	0	0	0	7	49
Oct 20	UT MARTIN	26	14	40	7.0-20	1.0-4	0	0-0	1-23	5	3	0	3-3	0	0	0	0	0	21
Oct 27	at Eastern Kentucky	36	28	64	7.0-51	3.0-19	0	0-0	2-0	13	6	0	4-4	0	0	0	0	10	31
Nov 10	AUSTIN PEAY	41	18	59	8.0-42	3.0-29	0	0-0	0-0	3	5	0	3-3	0	0	0	0	0	21
11-17-1	at Southeast Missouri	37	46	83	6.0-26	2.0-14	3	0-0	2-13	9	7	0	3-3	0	1	0	0	7	38
Eastern Illinois		447	316	763	69.0-301	22.0-151	11	7-72	8-60	61	57	4	53-53	0	1	0	0	65	445
		518	345	863	64.5-173	10.0-58	9	8-27	7-133	20	29	0	40-44	0	1	0	0	69	357

Date	Opponent	Punting										Field Goals			Kickoffs				
		no.	yds	avg	long	blkd	tb	fc	50+	i20	md-att	long	blkd	no.	yds	avg	tb	ob	
Sep 1	at Arkansas	5	147	29.4	44	0	0	2	0	2	2-2	35	0	10	587	58.7	3	0	
Sep 08	at Illinois State	1	17	17.0	17	0	0	0	0	0	2-3	38	0	9	540	60.0	5	2	
Sep 15	INDIANA STATE	3	120	40.0	43	0	0	1	0	1	2-2	25	0	10	606	60.6	1	0	
Sep 22	TENNESSEE STATE	4	138	34.5	47	0	1	0	0	0	3-3	37	0	9	488	54.2	1	0	
Sep 29	at Tennessee Tech	4	142	35.5	42	0	0	1	0	2	1-1	23	0	6	272	45.3	1	0	
Oct 06	MURRAY STATE	4	175	43.8	47	0	0	3	0	2	2-2	35	0	9	544	60.4	4	0	
Oct 13	at Jacksonville State	5	196	39.2	46	0	0	1	0	1	0-0	0	0	8	473	59.1	4	1	
Oct 20	UT MARTIN	6	227	37.8	46	0	1	0	0	1	0-1	0	0	4	189	47.2	2	0	
Oct 27	at Eastern Kentucky	7	288	41.1	53	0	0	1	1	2	1-1	38	0	6	348	58.0	0	1	
Nov 10	AUSTIN PEAY	7	226	32.3	46	0	0	3	0	1	0-0	0	0	4	193	48.2	1	0	
11-17-1	at Southeast Missouri	5	201	40.2	49	0	0	2	0	2	3-4	34	0	8	440	55.0	0	0	
Eastern Illinois		51	1877	36.8	53	0	2	14	1	14	16-19	38	0	83	4680	56.4	22	4	
		55	2223	40.4	56	0	5	8	2	20	13-18	48	2	66	3793	57.5	13	2	

#RUNWITHUS

#EUBLEEDBLUE

2019 EASTERN ILLINOIS PANTHER FOOTBALL



OHIO VALLEY CONFERENCE



2018 FINAL TEAM AND INDIVIDUAL STATISTICAL LEADERS

	OVC GAMES						ALL GAMES								
	W	L	Pct.	PF	PA	Strk.	W	L	Pct.	PF	PA	Home	Away	Neutral	Strk.
Jacksonville State *#	7	1	.875	319	161	W3	9	4	.692	520	323	6-0	3-2	0-2	L1
Southeast Missouri #	6	2	.750	322	228	W1	9	4	.692	482	403	6-0	3-4	0-0	L1
Eastern Kentucky	5	2	.714	156	180	W3	7	4	.636	296	316	4-2	3-2	0-0	W4
Murray State	5	3	.625	274	261	L1	5	6	.455	307	384	3-2	2-4	0-0	L1
Tennessee State	3	4	.492	203	255	W1	4	5	.444	264	289	3-1	1-4	0-0	W1
Austin Peay	3	5	.375	238	252	W1	5	6	.455	340	337	4-1	1-5	0-0	W1
Eastern Illinois	3	5	.375	286	287	L1	3	8	.273	357	445	2-3	1-5	0-0	L1
UT Martin	2	6	.250	243	232	L1	2	9	.182	318	378	2-3	0-6	0-0	L1
Tennessee Tech	1	7	.125	166	351	L2	1	10	.091	198	507	1-4	0-6	0-0	L2

* - OVC Champion # - NCAA FCS Playoff Participant

TOTAL OFFENSE										TOTAL DEFENSE									
	G	RUSH	PASS	PLAYS	YDS	AVG/P	TD	YDS/G		G	RUSH	PASS	PLAYS	YDS	AVG/P	TD	YDS/G		
1. Jacksonville State	13	2601	3864	997	6465	6.5	66	497.3	1. Jacksonville State	13	1677	2370	846	4047	4.8	37	311.3		
2. Eastern Illinois	11	1501	3402	847	4903	5.8	44	445.7	2. Eastern Kentucky	11	1678	2411	780	4089	5.2	40	371.7		
3. Tennessee State	9	1406	2486	652	3892	6.0	32	432.4	3. UT Martin	11	1476	2645	744	4121	5.5	41	374.6		
4. Austin Peay	11	2613	1996	744	4609	6.2	46	419.0	4. Austin Peay	11	1900	2328	804	4228	5.3	40	384.4		
5. UT Martin	11	1617	2934	826	4551	5.5	39	413.7	5. Tennessee State	9	1284	2587	627	3871	6.2	36	430.1		
6. Southeast Missouri	13	2305	3009	891	5314	6.0	56	408.8	6. Murray State	11	2149	2911	889	5060	5.7	45	460.0		
7. Murray State	11	1444	3015	789	4459	5.7	33	405.4	7. Southeast Missouri	13	2407	3819	1041	6226	6.0	51	478.9		
8. Eastern Kentucky	11	2246	1630	814	3876	4.8	32	352.4	8. Eastern Illinois	11	2379	3033	850	5412	6.4	55	492.0		
9. Tennessee Tech	11	1542	2108	778	3650	4.7	21	331.8	9. Tennessee Tech	11	2610	3179	800	5789	7.2	62	526.3		

RUSHING OFFENSE						RUSHING DEFENSE							
	G	ATT	YDS	AVG	TD	YDS/G		G	RUSH	YDS	AVG	TD	YDS/G
1. Austin Peay	11	485	2613	5.4	24	237.5	1. Jacksonville State	13	434	1677	3.9	15	129.0
2. Eastern Kentucky	11	524	2246	4.3	21	204.2	2. UT Martin	11	433	1476	3.4	18	134.2
3. Jacksonville State	13	514	2601	5.1	29	200.1	3. Tennessee State	9	302	1284	4.3	13	142.7
4. Southeast Missouri	13	473	2305	4.9	27	177.3	4. Eastern Kentucky	11	383	1678	4.4	19	152.5
5. Tennessee State	9	328	1406	4.3	11	156.2	5. Austin Peay	11	448	1900	4.2	19	172.7
6. UT Martin	11	407	1617	4.0	18	147.0	6. Southeast Missouri	13	518	2407	4.6	17	185.2
7. Tennessee Tech	11	421	1542	3.7	7	140.2	7. Murray State	11	472	2149	4.6	22	195.4
8. Eastern Illinois	11	328	1501	4.6	17	136.5	8. Eastern Illinois	11	487	2379	4.9	28	216.3
9. Murray State	11	333	1444	4.3	13	131.3	9. Tennessee Tech	11	458	2610	5.7	32	237.3

PASS OFFENSE										PASS DEFENSE									
	G	ATT	CMP	INT	PCT	YDS	AVG	TD	YDS/G		G	ATT	CMP	INT	PCT	YDS	AVG	TD	YDS/G
1. Eastern Illinois	11	519	322	8	62.0	3402	6.6	27	309.3	1. Jacksonville State	13	412	205	15	49.8	2370	5.8	22	182.3
2. Jacksonville State	13	483	286	15	59.2	3864	8.0	37	297.2	2. Austin Peay	11	356	194	12	54.5	2328	6.5	21	211.6
3. Tennessee State	9	324	200	9	61.7	2486	7.7	21	276.2	3. Eastern Kentucky	11	397	222	19	55.9	2411	6.1	21	219.2
4. Murray State	11	456	273	16	59.9	3015	6.6	20	274.1	4. UT Martin	11	311	189	8	60.8	2645	8.5	23	240.5
5. UT Martin	11	419	263	15	62.8	2934	7.0	21	266.7	5. Murray State	11	417	268	10	64.3	2911	7.0	23	264.6
6. Southeast Missouri	13	418	246	11	58.9	3009	7.2	29	231.5	6. Eastern Illinois	11	363	232	7	63.9	3033	8.4	27	275.7
7. Tennessee Tech	11	357	175	9	49.0	2108	5.9	14	191.6	7. Tennessee State	9	325	201	7	61.8	2587	8.0	23	287.4
8. Austin Peay	11	259	132	11	51.0	1996	7.7	22	181.5	8. Tennessee Tech	11	342	247	3	72.2	3179	9.3	30	289.0
9. Eastern Kentucky	11	290	151	12	52.1	1630	5.6	11	148.2	9. Southeast Missouri	13	523	298	23	57.0	3819	7.3	34	293.8

SCORING OFFENSE										SCORING DEFENSE									
	G	TD	XP	2XP	DXP	FG	SAF	PTS	AVG		G	TD	XP	2XP	DXP	FG	SAF	PTS	AVG
1. Jacksonville State	13	70	64	3	0	10	0	520	40.0	1. Jacksonville State	13	41	30	3	0	13	1	323	24.8
2. Southeast Missouri	13	63	58	1	0	14	1	482	37.1	2. Eastern Kentucky	11	40	32	3	0	12	1	316	28.7
3. Eastern Illinois	11	46	40	1	0	13	0	357	32.5	3. Austin Peay	11	44	38	1	0	11	0	337	30.6
4. Austin Peay	11	47	41	1	0	5	0	340	30.9	4. Southeast Missouri	13	53	47	1	0	12	0	403	31.0
5. Tennessee State	9	33	28	0	0	12	1	264	29.3	5. Tennessee State	9	38	35	1	0	8	0	289	32.1
6. UT Martin	11	40	35	2	0	13	0	318	28.9	6. UT Martin	11	48	41	1	0	15	1	378	34.4
7. Murray State	11	38	34	0	0	15	0	307	27.9	7. Murray State	11	51	48	0	0	10	0	384	34.9
8. Eastern Kentucky	11	36	33	1	0	15	0	296	26.9	8. Eastern Illinois	11	57	53	1	0	16	0	445	40.5
9. Tennessee Tech	11	22	21	0	0	15	0	198	18.0	9. Tennessee Tech	11	67	66	0	0	13	0	507	46.1

KICKOFF RETURNS					PUNT RETURNS						
	G	RET	YDS	TD	AVG		G	RET	YDS	TD	AVG
1. Eastern Kentucky	11	26	602	0	23.2	1. Murray State	11	10	137	1	13.7
2. Tennessee State	9	35	803	0	22.9	2. Southeast Missouri	13	22	285	1	13.0
3. Southeast Missouri	13	54	1219	1	22.6	3. Tennessee State	9	16	194	0	12.1
4. Eastern Illinois	11	46	959	1	20.8	4. Austin Peay	11	12	122	0	10.2
5. Murray State	11	27	554	1	20.5	5. Eastern Kentucky	11	14	139	1	9.9
6. Austin Peay	11	40	804	0	20.1	6. UT Martin	11	24	215	0	9.0
7. Jacksonville State	13	37	721	0	19.5	7. Eastern Illinois	11	17	119	0	7.0
8. UT Martin	11	31	565	1	18.2	8. Jacksonville State	13	19	96	0	5.1
9. Tennessee Tech	11	40	713	0	17.8	9. Tennessee Tech	11	8	11	0	1.4

PUNTING										GAINED					LOST				
	G	NO	YDS	AVG	PR	YDS	TBq	NET/P		G	FUM	INT	TOT	FUM	INT	TOT	MAR	PER/G	
1. Murray State	11	54	2274	42.1	65	1.2	4	39.4	1. Southeast Missouri	13	13	23	36	1	11	12	+24	1.85	
2. Eastern Kentucky	11	59	2281	38.7	66	1.1	0	37.5	2. Eastern Kentucky	11	11	19	30	11	12	23	+7	0.64	
3. Jacksonville State	13	60	2471	41.2	130	2.2	6	37.0	3. Austin Peay	11	7	12	19	8	11	19	+0	0.00	
4. Southeast Missouri	13	71	2929	41.3	209	2.9	5	36.9	Eastern Illinois	11	8	7	15	7	8	15	+0	0.00	
5. Eastern Illinois	11	55	2223	40.4	143	2.6	5	36.0	5. Jacksonville State	13	5	15	20	12	15	27	-7	-0.54	
6. UT Martin	11	58	2159	37.2	105	1.8	3	34.4	6. Murray State	11	11	10	21	12	16	28	-7	-0.64	
7. Austin Peay	11	62	2503	40.4	262	4.2	7	33.9	7. Tennessee State	9	3	7	10	7	9	16	-6	-0.67	
8. Tennessee Tech	11	58	2125	36.6	208	3.6	1	32.7	8. UT Martin	11	5	8	13	8	15	23	-10	-0.91	
9. Tennessee State	9	42	1544	36.8	113	2.7	5	31.7	Tennessee Tech	11	6	3	9	10	9	19	-10	-0.91	

GAME 1 - Sept. 1, 2018



Eastern Illinois 20
Arkansas 55

Fayetteville, Ark.
Reynolds Razorback Stadium (63,342)

Scoring	1	2	3	4	Final
Eastern Illinois	0	6	7	7	20
Arkansas	10	28	10	7	55

FIRST QUARTER

ARK - Limpert 35 field goal - 12:43
ARK - Guidry 1 fumble recovery (Limpert kick) - 1:46

SECOND QUARTER

ARK - Whaley 1 run (Limpert kick) - 7:25
ARK - Pettway 14 pass from Storey (Limpert kick) - 6:22
EIU - Hollins 43 pass from Woodbery (kick blocked) - 2:22
ARK - Pettway 48 pass from Storey (Limpert kick) - 1:20
ARK - Jones 57 pass from Storey (Limpert kick) - 0:45

THIRD QUARTER

ARK - Storey 2 run (Limpert kick) - 10:54
EIU - Hollins 15 pass from Woodbery (Bruno kick) - 5:51
ARK - Limpert 23 field goal - 0:40

FOURTH QUARTER

EIU - Hollins 16 pass from Brantley (Bruno kick) - 8:00
ARK - Cantrell 42 pass from Kelly (Limpert kick) - 3:48

TEAM STATS EIU ARK

First Downs	21	18
Rushes-Yards	41-127	37-80
Passing-Yards	161	353
Comp-Att-Int	27-40-0	21-29-0
Total Offense	357	433
Fumbles-Lost	6-5	0-0
Penalties-Yards	6-30	4-40
Int Returns-Yards-TD	0-0-0	0-0-0
Time of Possession	30:50	29:10
Sacks-Yards	1-4	2-15

LEADERS

RUSHING (No-Yds-TD)

EIU - Scott (12-82-0), I. Johnson (7-29-0)
ARK - Whaley (10-28-1), Williams (3-17-0)

PASSING (Att-Cmp-Int-Yds-TD)

EIU - Brantley (25-18-0-134-1), Woodbery (15-9-0-96-2)
ARK - Kelley (12-9-0-92-1), Storey (17-12-0-261-3)

RECEIVING (No -Yds -TD)

EIU - Hollins (9-127-3), Gooch (6-43-0)
ARK - Jones (5-132-1), Pettway (5-93-2)

DEFENSE (Tackles - Solo, Assist, TFL)

EIU - Greer (6-2-0), Guley (3-4-0.5), D. Smith (4-1-0)
ARK - Greenlaw (3-7-2), Harris (3-5-0), Ramirez (5-1-0)

RECAP

Arkansas took advantage of four first half Eastern Illinois turnovers all inside the Panthers own 35 yard line as the Razorbacks built an early lead during a 55-20 win. Alexander Hollins was a bright spot for the offense hauling in nine passes for 127 yards and three touchdowns. The Panthers defense was solid against the run limiting Arkansas to just 80 yards rushing on 37 carries. Freshman D'Mitri George was credited with 2.5 tackles for loss. Arkansas jumped out to a 24-0 lead scoring 17 points directly off of EIU turnovers including a fumble recovery in the end zone. Hollins scored EIU's first touchdown in the second quarter on a 43-yard reception from Harry Woodbery.

GAME 2 - Sept. 8, 2018



Eastern Illinois 10
Illinois State 48

Normal, Ill.
Hancock Stadium (8,914)

Scoring	1	2	3	4	Final
Eastern Illinois	0	0	10	0	10
Illinois State	7	21	10	10	48

FIRST QUARTER

ILST - Edgar 42 pass from Davis (Fenlason kick) - 2:31

SECOND QUARTER

ILST - Davis 3 run (Fenlason kick) - 11:35
ILST - Schnell 97 pass from Davis (Fenlason kick) - 8:25
ILST - Schnell 33 pass from Davis (Fenlason kick) - 3:28

THIRD QUARTER

ILST - Fenlason 37 field goal - 10:50
EIU - Severino 39 field goal - 8:26
ILST - Gillum 3 pass from Davis (Fenlason kick) - 5:48
EIU - Scott 6 run (Severino kick) - 1:18

FOURTH QUARTER

ILST - Robinson 6 run (Fenlason kick) - 12:21
ILST - Fenlason 38 field goal - 5:28

TEAM STATS EIU ILST

First Downs	20	22
Rushes-Yards	42-195	37-254
Passing-Yards	161	328
Comp-Att-Int	22-36-1	18-24-0
Total Offense	356	582
Fumbles-Lost	0-0	0-0
Penalties-Yards	3-25	6-55
Int Returns-Yards-TD	0-0-0	1-0-0
Time of Possession	28:28	31:32
Sacks-Yards	0-0	1-2

LEADERS

RUSHING (No-Yds-TD)

EIU - Scott (17-96-1), Brantley (11-42-0)
ILST - Robinson (15-153-1), Smith (15-86-0)

PASSING (Att-Cmp-Int-Yds-TD)

EIU - Brantley (15-9-0-52-0), Woodbery (21-13-1-109-0)
ILST - Davis (23-17-0-317-4), Kolbe (1-1-0-11-0)

RECEIVING (No -Yds -TD)

EIU - Hollins (7-74-0), Phillips (3-20-0)
ILST - Schnell (8-174-2), Edgar (4-82-1)

DEFENSE (Tackles - Solo, Assist, TFL)

EIU - Caputo (7-6-1), Williams (7-1-0), Page (7-0-0)
ILST - Matthews (4-4-1), Washington (2-5-1)

RECAP

Illinois State stopped Eastern Illinois on a fourth and one at the 3-yard line to end a Panthers drive midway through the second quarter. On the first play of the Redbirds offensive possession No. 19 ISU capitalized with a 97-yard touchdown pass from Brady Davis to Spencer Schnell to help the Redbirds win the 107th Mid-America Classic 48-10. The Panthers were able to crack the scoreboard in the 3rd quarter with a 39-yard Matt Severino field goal and 6-yard touchdown run by Jamal Scott. Joe Caputo led the EIU defense with 13 tackles. ISU racked up 582 yards of total offense in the game.

GAME 3 - Sept. 15, 2018



Indiana State 55
Eastern Illinois 41

Charleston, Ill.
O'Brien Field (6,420)

Scoring	1	2	3	4	Final
Indiana State	17	14	14	10	55
Eastern Illinois	20	0	7	14	41

FIRST QUARTER

EIU - Hollins 15 pass from Brantley (kick blocked) - 12:52
INS - Keys 3 run (Nunez kick) - 11:30
EIU - Hollins 17 pass from Brantley (Severino kick) - 8:35
INS - Covington 2 run (Nunez kick) - 4:59
EIU - Reyna 96 kick return (Severino kick) - 4:43
INS - Nunez 22 field goal - 2:33

SECOND QUARTER

INS - Keys 4 run (Nunez kick) - 8:03
INS - Keys 20 run (Nunez kick) - 4:03

THIRD QUARTER

EIU - Hollins 73 pass from Brantley (Bruno kick) - 9:27
INS - Boyle 3 run (Nunez kick) - 5:52
INS - Covington 6 run (Nunez kick) - 0:56

FOURTH QUARTER

EIU - Phillips 6 pass from Brantley (Bruno kick) - 12:42
INS - Keys 43 run (Nunez kick) - 12:25
EIU - McCullough 3 run (Bruno kick) - 7:40
INS - Nunez 25 field goal - 0:59

TEAM STATS EIU INS

First Downs	23	26
Rushes-Yards	19-46	58-326
Passing-Yards	455	209
Comp-Att-Int	39-54-0	13-18-0
Total Offense	501	535
Fumbles-Lost	1-1	1-0
Penalties-Yards	14-82	5-36
Int Returns-Yards-TD	0-0-0	0-0-0
Time of Possession	26:00	34:00
Sacks-Yards	2-8	2-17

LEADERS

RUSHING (No-Yds-TD)

EIU - Brantley (9-15-0), Scott (4-15-0)
INS - Kyes (34-232-4), Covington (14-60-2)

PASSING (Att-Cmp-Int-Yds-TD)

EIU - Brantley (49-37-0-443-4), Woodbery (5-2-0-12-0)
INS - Boyle (18-13-0-209-0)

RECEIVING (No -Yds -TD)

EIU - Hollins (10-167-3), Gooch (10-110-0), Phillips (6-66-1)
INS - Hendrix (5-99-0), Thomas (3-65-0)

DEFENSE (Tackles - Solo, Assist, TFL)

EIU - Crittenden (7-4-0), Williams (7-3-0), Greer (1-8-0)
INS - Griffith (9-2-1.5), Moss (2-6-0)

RECAP

In a shootout that generated scores on the first six offensive possessions of the game, Indiana State had just a little more in the tank than Eastern Illinois beating the Panthers 55-41. Quarterback Johnathan Brantley passed for 443 yards, the eighth best single game total in school history, connecting for four touchdown passes. Three of those TD's landed in the hands of Alexander Hollins who finished with 10 catches for 167 yards and the three scores. EIU's defense was not able to corral the Sycamores run game as Ja'Quan Keys rushed for 232 yards and four touchdowns. Christian Covington added 60 yards and two scores.



GAME 4 - Sept. 22, 2018
Tennessee State..... 41
Eastern Illinois 40

Charleston, Ill.
 O'Brien Field (7,670)

Scoring	1	2	3	4	Final
Tennessee State.....	0.....	13.....	13.....	15.....	41
Eastern Illinois.....	17.....	7.....	7.....	9.....	40

FIRST QUARTER

EIU - Bruno 20 field goal - 7:46
 EIU - Atoyebi 8 pass from Brantley (Bruno kick) - 7:26
 EIU - Brantley 2 run (Bruno kick) - 2:50

SECOND QUARTER

TSU - Zita 37 field goal - 13:36
 EIU - Gooch 71 pass from Brantley (Bruno kick) - 11:55
 TSU - Zita 36 field goal - 6:13
 TSU - Rowland 18 pass from Harris (Zita kick) - 0:19

THIRD QUARTER

TSU - Crobin 2 run (pass failed) - 12:22
 EIU - Johnson 32 run (Bruno kick) - 10:46
 TSU - Harris 30 pass from Croft (Zita kick) - 8:01

FOURTH QUARTER

EIU - Bruno 48 field goal - 11:55
 TSU - Zita 37 field goal - 8:46
 TSU - Johnson 49 pass from Croft (pass failed) - 7:31
 EIU - Hollins 72 pass from Woodbery (pass failed) - 6:27
 TSU - Harrison 4 run (pass failed) - 3:06

TEAM STATSEIUTSU

First Downs.....	20.....	31
Rushes-Yards.....	20-73.....	46-195
Passing-Yards.....	393.....	349
Comp-Att-Int.....	30-49-0.....	28-42-1
Total Offense.....	466.....	544
Fumbles-Lost.....	1-1.....	5-2
Penalties-Yards.....	5-40.....	7-55
Int Returns-Yards-TD.....	1-43-0.....	0-0-0
Time of Possession.....	25:05.....	34:55
Sacks-Yards.....	2-10.....	2-15

LEADERS

RUSHING (No-Yds-TD)

EIU - Brantley (11-38-1), Johnson (4-36-1)
 TSU - Roberson (15-73-0), Croft (8-56-0)

PASSING (Att-Cmp-Int-Yds-TD)

EIU - Brantley (43-25-0-288-2), Woodbery (6-5-0-105-1)
 TSU - Hughes (21-13-0-114-0), Croft (20-14-1-217-2)

RECEIVING (No -Yds -TD)

EIU - Hollins (8-132-1), Sheehan (8-84-0)
 TSU - Rowland (8-82-1), Newbold (4-43-0)

DEFENSE (Tackles - Solo, Assist, TFL)

EIU - Dy, Johnson (5-7-2.5), D. Smith (6-2-0), Price (4-3-0)
 TSU - Abercrombie (4-4-0), Nesbeth (7-0-0)

RECAP

For the fourth straight year the Eastern Illinois - Tennessee State contest came down to one of the final plays with the game decided by a field goal or less. TSU blocked a 47-yard EIU field goal attempt in the final two minutes of the game to come away with a 41-40 win over EIU. The Panthers built a 24-3 lead in the first half with a big touchdown pass to Aaron Gooch with 11:55 to play in the first half. TSU forced a fumble in the final 30 seconds of the half and scored on a touchdown with 19 seconds remaining. The Tigers then opened the second half with a long touchdown drive to make it a one possession game. Alexander Hollins had eight catches for 132 yards and a touchdown in the loss for EIU.



GAME 5 - Sept. 29, 2018
Eastern Illinois 52
Tennessee Tech 38

Cookeville, Tenn.
 Tucker Stadium (7,184)

Scoring	1	2	3	4	Final
Eastern Illinois.....	7.....	14.....	10.....	21.....	52
Tennessee Tech.....	10.....	0.....	7.....	21.....	38

FIRST QUARTER

TTU - Cunningham 14 pass from Fisher (Madonia kick) - 10:05
 EIU - Sheehan 14 pass from Woodbery (Bruno kick) - 5:44
 TTU - Madonia 23 field goal - 0:39

SECOND QUARTER

EIU - Gooch 37 pass from Woodbery (Bruno kick) - 13:58
 EIU - Hollins 8 pass from Woodbery (Bruno kick) - 8:29

THIRD QUARTER

EIU - Bruno 22 field goal - 11:26
 EIU - Sheehan 13 pass from Woodbery (Bruno kick) - 5:27
 TTU - Goldsmith 30 pass from Cunningham (Madonia kick) - 2:12

FOURTH QUARTER

EIU - Hollins 15 pass from Woodbery (Bruno kick) - 14:18
 TTU - Huner 7 pass from Fisher (Madonia kick) - 11:14
 EIU - I. Johnson 46 run (Bruno kick) - 5:22
 EIU - Scott 21 run (Bruno kick) - 4:08
 TTU - Edwards 11 pass from Fisher (Madonia kick) - 2:23
 TTU - Edwards 6 pass from Fisher (Madonia kick) - 1:58

TEAM STATSEIU TTU

First Downs.....	38.....	31
Rushes-Yards.....	39-260.....	33-98
Passing-Yards.....	339.....	428
Comp-Att-Int.....	33-49-0.....	29-43-1
Total Offense.....	599.....	526
Fumbles-Lost.....	1-0.....	2-1
Penalties-Yards.....	6-80.....	6-50
Int Returns-Yards-TD.....	1-26-0.....	0-0-0
Time of Possession.....	31:06.....	28:54
Sacks-Yards.....	3-17.....	0-0

LEADERS

RUSHING (No-Yds-TD)

EIU - Johnson (20-161-1), Scott (12-85-1)
 TTU - Goldsmith (10-47-0), Edwards (3-19-0)

PASSING (Att-Cmp-Int-Yds-TD)

EIU - Woodbery (49-32-0-339-5)
 TTU - Fisher (41-27-1-383-4), Cunningham (1-1-0-30-1)

RECEIVING (No -Yds -TD)

EIU - Hollins (9-101-2), Sheehan (7-79-2)
 TTU - Edwards (8-94-2), Cunningham (7-95-1)

DEFENSE (Tackles - Solo, Assist, TFL)

EIU - Turner (6-3-0), Brown (4-2-0), Dean (3-3-0)
 TTU - Poplar (8-12-0), Wilson (5-9-1)

RECAP

Tennessee Tech scored on its first two possessions of the game to take a 10-7 lead after the first quarter. Eastern Illinois countered with touchdowns on its first two possessions as the Panthers built a 31-10 lead and won a shoot out in Cookeville, 52-38. Harry Woodbery passed for five touchdowns and 339 yards connecting with Alexander Hollins and James Sheehan twice for scores. The Panthers finished with 599 yards of total offense as Isaiah Johnson added 161 yards on the ground. The two teams combined to score 42 points in the final quarter. Woodbery became just the sixth different QB in school history to pass for five or more touchdowns in a game.



GAME 6 - Oct. 6, 2018
Murray State 48
Eastern Illinois 41

Charleston, Ill.
 O'Brien Field (3,063)

Scoring	1	2	3	4	Final
Murray State.....	10.....	14.....	14.....	10.....	48
Eastern Illinois.....	7.....	10.....	17.....	7.....	41

FIRST QUARTER

MUR - Castille 4 run (Vicente kick) - 12:50
 EIU - Sheehan 21 pass from Woodbery (Bruno kick) - 10:49
 MUR - Vicente 22 field goal - 4:41

SECOND QUARTER

EIU - Atoyebi 4 pass from Brantley (Bruno kick) - 11:53
 MUR - Penick 1 run (Vicente kick) - 7:23
 EIU - Bruno 30 field goal - 3:46
 MUR - Moss 7 pass from Anderson (Vicente kick) - 1:12

THIRD QUARTER

EIU - Bruno 22 field goal - 9:49
 EIU - Hollins 8 pass from Brantley (Bruno kick) - 7:30
 MUR - Penick 7 run (Vicente kick) - 4:25
 EIU - Hollins 45 pass from Brantley (Bruno kick) - 2:54
 MUR - Anderson 7 run (Vicente kick) - 1:34

FOURTH QUARTER

MUR - Vicente 35 field goal - 12:48
 EIU - Scott 35 run (Bruno kick) - 3:07
 MUR - Penick 2 run (Vicente kick) - 0:26

TEAM STATSEIUMUR

First Downs.....	35.....	34
Rushes-Yards.....	32-168.....	51-449
Passing-Yards.....	475.....	209
Comp-Att-Int.....	38-61-1.....	21-37-1
Total Offense.....	643.....	658
Fumbles-Lost.....	1-0.....	3-1
Penalties-Yards.....	6-65.....	11-93
Int Returns-Yards-TD.....	1-0-0.....	1-0-0
Time of Possession.....	29:09.....	30:51
Sacks-Yards.....	0-0.....	2-13

LEADERS

RUSHING (No-Yds-TD)

EIU - Scott (16-115-1), Brantley (9-49-0)
 MUR - Penick (22-180-3), Castille (13-142-1)

PASSING (Att-Cmp-Int-Yds-TD)

EIU - Brantley (42-28-0-328-3), Woodbery (19-10-1-147-1)
 MUR - Anderson (36-21-1-209-1)

RECEIVING (No -Yds -TD)

EIU - Hollins (10-132-2), Gooch (8-124-0)
 MUR - Feggins (3-38-0), Books (2-51-0)

DEFENSE (Tackles - Solo, Assist, TFL)

EIU - Dean (9-3-0), Caputo (9-2-1), Williams (5-2-0)
 MUR - Williams (8-2-0.5), Walton (7-1-0)

RECAP

In an offensive shootout, Murray State had the football for the final drive of the game as the Racers scored with 26 seconds remaining to edge Eastern Illinois, 48-41. The two teams combined for 1,301 yards of total offense in the game as three players rushed for over 100 yards and two receivers finished over the century mark. D.J. Penick scored with 26 seconds left to lift Murray State as he rushed for 180 yards. Jamal Scott had tied the game for EIU with a 35-yard touchdown with 3:07 remaining as he rushed for 115 yards. In the game Johnathan Brantley set the school record for consecutive passes without an interception as his streak stands at 174.



GAME 7 - Oct. 13, 2018
 Eastern Illinois 22
 Jacksonville State..... 49

Jacksonville, Ala.
 Burgess-Snow Field (15,649)

Scoring	1	2	3	4	Final
Eastern Illinois	3	6	0	13	22
Jacksonville State	14	7	14	14	49

FIRST QUARTER

JSU - Barry 44 pass from Cooper (Stinnett kick) - 11:27
 JSU - Greene 11 run (Stinnett kick) - 8:44
 EIU - Bruno 27 field goal - 0:26

SECOND QUARTER

EIU - Bruno 40 field goal - 9:03
 JSU - Cooper 4 run (Stinnett kick) - 6:56
 EIU - Bruno 36 field goal - 0:54

THIRD QUARTER

JSU - Pearson 35 pass from Cooper (Stinnett kick) - 9:50
 JSU - Pearson 31 pass from Cooper (Stinnett kick) - 7:11

FOURTH QUARTER

EIU - Hollins 9 pass from Brantley (kick failed) - 11:15
 JSU - Pearson 23 pass from Webb (Stinnett kick) - 7:29
 EIU - Gooch 39 pass from Brantley (Bruno kick) - 5:26
 JSU - Webb 7 run (Stinnett kick) - 2:35

TEAM STATSEIUJSU

First Downs	25	28
Rushes-Yards	19-15	38-215
Passing-Yards	350	364
Comp-Att-Int	38-61-1	25-40-2
Total Offense	365	579
Fumbles-Lost	2-0	1-0
Penalties-Yards	8-93	14-110
Int Returns-Yards-TD	2-0-0	1-24-0
Time of Possession	28:12	31:48
Sacks-Yards	2-24	4-23

LEADERS

RUSHING (No-Yds-TD)

EIU - Brantley (10-18-0), Woodbery (1-3-0)
 JSU - Matthews (8-78-0), Webb (4-55-1)

PASSING (Att-Cmp-Int-Yds-TD)

EIU - Brantley (39-28-0-243-2), Woodbery (22-10-1-107-0)
 JSU - Cooper (21-13-1-240-3), Webb (19-12-1-124-1)

RECEIVING (No -Yds -TD)

EIU - Hollins (10-94-1), Gooch (7-90-1), Reyna (6-62-0)
 JSU - Pearson (8-127-3), Davidson (4-32-0)

DEFENSE (Tackles - Solo, Assist, TFL)

EIU - Turner (7-1-0), Caputo (4-3-0.5), Dean (5-0-1)
 JSU - Gowdy (8-1-0), Feaster (6-0-0)

RECAP

Jacksonville State scored two touchdowns midway through the second half as the Gamecocks pulled away for a 49-22 win over Eastern Illinois. Both teams scored three times in the first half but JSU converted three touchdowns while EIU settled for three Nick Bruno field goals to trail 21-9 at the half. Johnathan Brantley passed for 243 yards and two touchdowns as he set the OVC record for consecutive pass attempts without an interception ending the game with a streak of 213. Alexander Hollins caught ten passes including his FCS leading 12th touchdown of the year. Javon Turner led the EIU defense with eight tackles.



GAME 8 - Oct. 20, 2018
 UT Martin 21
 Eastern Illinois 24

Charleston, Ill.
 O'Brien Field (7,413)
 101st Homecoming

Scoring	1	2	3	4	OT	Final
UT Martin	7	7	0	7	0	21
Eastern Illinois	0	7	14	0	3	24

FIRST QUARTER

UTM - Galloway 4 run (Courtright kick) - 2:05

SECOND QUARTER

EIU - Hollins 34 pass from Woodbery (Bruno kick) - 3:31
 UTM - Galloway 5 run (Courtright kick) - 0:08

THIRD QUARTER

EIU - Brantley 13 run (Bruno kick) - 8:34
 EIU - Dewberry 61 interception return (Bruno kick) - 0:00

FOURTH QUARTER

UTM - Moore 26 pass from Hudson (Courtright kick) - 0:25

OVERTIME

EIU - Bruno 38 field goal

TEAM STATSEIUUTM

First Downs	9	25
Rushes-Yards	23-27	54-182
Passing-Yards	177	223
Comp-Att-Int	15-30-1	25-37-1
Total Offense	204	405
Fumbles-Lost	2-0	3-1
Penalties-Yards	5-35	7-53
Int Returns-Yards-TD	1-61-1	1-23-0
Time of Possession	18:47	41-13
Sacks-Yards	0-0	1-4

LEADERS

RUSHING (No-Yds-TD)

EIU - Johnson (14-21-0), Brantley (6-6-1)
 UTM - Galloway (18-78-2), Hudson (19-59-0)

PASSING (Att-Cmp-Int-Yds-TD)

EIU - Brantley (17-9-0-65-0), Woodbery (13-6-1-112-1)
 UTM - Hudson (30-18-1-175-1), Winn (7-7-0-48-0)

RECEIVING (No -Yds -TD)

EIU - Gooch (4-19-0), Hollins (3-42-1), Johnson (3-30-0)
 UTM - R. Williams (7-60-0), Moore (6-67-1)

DEFENSE (Tackles - Solo, Assist, TFL)

EIU - D. Johnson (9-4-5.5), Caputo (8-5.1.5), Brown (8-3-0.5)
 UTM - Prather (4-2-1.5), Morton (4-1-0)

RECAP

UT Martin tied the score with 25 seconds remaining in regulation to force overtime with Eastern Illinois. After the Skyhawks missed on a 42-yard field goal attempt to open overtime, Nick Bruno knocked home a 38-yard attempt to give the Panthers the 24-21 homecoming win. Bryce Dewberry intercepted a pass on the final play of the third quarter and returned it 61-yards to give EIU a 21-14 lead heading into the final quarter. Alexander Hollins caught his FCS leading 13th touchdown of the season on a day where the EIU offense was held in check. The Panthers defense had four players record double figure tackles as UTM ran 91 plays from scrimmage. Dytarious Johnson had 13 tackles and 5.5 tackles for loss. Joe Caputo added 13 tackles.



GAME 9 - Oct. 27, 2018
 Eastern Illinois 23
 Eastern Kentucky 31

Richmond, Ky.
 Roy Kidd Stadium (4,400)

Scoring	1	2	3	4	Final
Eastern Illinois	10	7	0	6	23
Eastern Kentucky	3	7	7	14	31

FIRST QUARTER

EKU - Hayworth 38 field goal - 14:27
 EIU - Bruno 32 field goal - 6:31
 EIU - Johnson 34 run (Bruno kick) - 3:27

SECOND QUARTER

EKU - Carter 34 pass from Scott (Hayworth kick) - 1:48
 EIU - Johnson 1 run (Bruno kick) - 0:51

THIRD QUARTER

EKU - Scott 48 run (Hayworth kick) - 7:33

FOURTH QUARTER

EKU - Carter 18 ass from Howard (Hayworth kick) - 13:54
 EKU - Cater 4 run (Hayworth kick) - 6:14
 EIU - Brantley 9 run (kick failed) - 3:53

TEAM STATSEIUEKU

First Downs	25	20
Rushes-Yards	31-189	41-216
Passing-Yards	325	171
Comp-Att-Int	29-51-2	11-24-0
Total Offense	514	387
Fumbles-Lost	3-0	1-1
Penalties-Yards	13-107	7-30
Int Returns-Yards-TD	0-0-0	2-0-0
Time of Possession	28:01	31:59
Sacks-Yards	1-8	3-19

LEADERS

RUSHING (No-Yds-TD)

EIU - Johnson (10-128-2), Brantley (13-52-1)
 EKU - Scott (17-151-1), Cater (4-30-1)

PASSING (Att-Cmp-Int-Yds-TD)

EIU - Brantley (23-12-1-132-0), Woodbery (27-16-1-181-0)
 EKU - Scott (20-7-0-104-1), Howard (4-4-0-67-1)

RECEIVING (No -Yds -TD)

EIU - Atoyebi (7-75-0), Sheehan (6-108-0), Gooch (6-79-0)
 EKU - Cater (3-61-2), Beerman (2-42-0)

DEFENSE (Tackles - Solo, Assist, TFL)

EIU - D. Johnson (6-4-1), Brown (6-4-0)
 EKU - Comstock (6-4-0), Floyd (4-2-0)

RECAP

Eastern Kentucky scored 21 unanswered points in the second half as the Colonels rallied to beat Eastern Illinois 31-23. The Panthers had built a halftime lead behind the strong rushing performance of Isaiah Johnson as the senior finished with 128 yards and two touchdowns on the ground. Jaelin Cater was a big factor in the game for the Colonels scoring three touchdowns with two touchdown receptions and one TD run. The Panthers had 514 yards of total offense in the game but had two interceptions which resulted in ten points for EKU. On the opening play of the game EKU intercepted a Johnathan Brantley pass to end the junior's OVC record streak of 230 straight passes without an interception.



GAME 10 - Nov. 10, 2018
 Austin Peay 21
 Eastern Illinois 52

Charleston, Ill.
 O'Brien Field (2,149)

Scoring	1	2	3	4	Final
Austin Peay	0	7	7	7	21
Eastern Illinois	14	21	3	14	52

FIRST QUARTER

EIU - Johnson 10 run (Bruno kick) - 10:28
 EIU - Johnson 20 run (Bruno kick) - 1:01

SECOND QUARTER

EIU - Brantley 11 run (Bruno kick) - 13:20
 EIU - Brantley 11 run (Bruno kick) - 10:21
 EIU - Hollins 38 pass from Brantley (Bruno kick) - 2:36
 AP - Soumare 6 pass from Oatsvall (Birchfield kick) - 0:19

THIRD QUARTER

EIU - Bruno 20 field goal - 6:52
 AP - Montgomery 21 pass from Oatsvall (Birchfield kick) - 4:50

FOURTH QUARTER

EIU - Gooch 8 pass from Woodbery (Bruno kick) - 11:10
 EIU - Johnson 4 run (Bruno kick) - 4:00
 AP - Momodu 1 run (Birchfield kick) - 0:49

TEAM STATSEIUAP

First Downs.....	21	21
Rushes-Yards.....	36-216	55-189
Passing-Yards.....	188	188
Comp-Att-Int.....	19-32-0	11-30-1
Total Offense.....	404	377
Fumbles-Lost.....	1-0	3-2
Penalties-Yards.....	8-88	5-66
Int Returns-Yards-TD.....	1-3-0	0-0-0
Time of Possession.....	29:28	30:32
Sacks-Yards.....	0-0	3-29

LEADERS

RUSHING (No-Yds-TD)

EIU - Johnson (23-187-3), Gooch (1-23-0)
 AP - Momodu (8-50-1), Tanner (12-49-0)

PASSING (Att-Cmp-Int-Yds-TD)

EIU - Brantley (26-16-0-152-1), Woodbery (6-3-0-36-1)
 AP - Oatsvall (29-11-1-188-2)

RECEIVING (No -Yds -TD)

EIU - Johnson (6-26-0), Sheehan (5-49-0), Hollins (4-92-1)
 AP - Montgomery (7-165-1), Williams (1-9-0)

DEFENSE (Tackles - Solo, Assist, TFL)

EIU - Crittenden (7-1-0), Meade (6-2-1), Dy. Johnson (5-3-3)
 AP - Scholato (8-4-2), Reid (5-2-2)

RECAP

Eastern Illinois jumped out to a 14-0 lead in the first quarter extending that lead to 35-0 in the second quarter as the Panthers rolled on senior day with a 52-21 win over Austin Peay. Isaiah Johnson rushed for 187 yards and three carries as he had a pair of first quarter touchdowns. Johnathan Brantley added a pair of rushing scores in the second quarter and a touchdown pass to Alexander Hollins. On defense the Panthers forced three turnovers converting those into 14 points. Five players finished with eight tackles each with Dytarious Johnson active with three tackles for loss.



GAME 11 - Nov. 17, 2018
 Eastern Illinois 32
 Southeast Missouri..... 38

Cape Girardeau, Mo.
 Houck Stadium (3,987)

Scoring	1	2	3	4	Final
Eastern Illinois	7	0	10	15	32
Southeast Missouri..	10	7	3	18	38

FIRST QUARTER

EIU - Hollins 72 pass from Brantley (Bruno kick) - 12:16
 SEMO - Tiller 34 field goal - 9:43
 SEMO - Terry 11 run (Tiller kick) - 7:08

SECOND QUARTER

SEMO - Robinson 1 run (Tiller kick) - 0:05

THIRD QUARTER

SEMO - Tiller 29 field goal - 9:45
 EIU - Bruno 35 field goal - 4:23
 EIU - Brantley 8 run (Bruno kick) - 1:40

FOURTH QUARTER

SEMO - Wilkerson 7 pass from Santacaterino (Tiller kick) - 13:42
 SEMO - Tiller 2 field goal - 10:14
 EIU - Hollins 7 pass from Woodbery (Bruno kick) - 6:52
 SEMO - Custis 97 kickoff return (2-point pass) - 6:39
 EIU - Gooch 8 pass from Woodbery (2-point pass) - 0:34

TEAM STATSEIUSEMO

First Downs.....	24	22
Rushes-Yards.....	26-185	38-160
Passing-Yards.....	309	211
Comp-Att-Int.....	33-56-2	30-38-0
Total Offense.....	494	371
Fumbles-Lost.....	3-0	0-0
Penalties-Yards.....	9-96	6-65
Int Returns-Yards-TD.....	0-0-0	2-13-0
Time of Possession.....	30:57	29:03
Sacks-Yards.....	0-0	2-14

LEADERS

RUSHING (No-Yds-TD)

EIU - Johnson (10-105-0), Brantley (10-65-1)
 SEMO - Custis (11-77-0), Robinson (16-49-1)

PASSING (Att-Cmp-Int-Yds-TD)

EIU - Brantley (28-18-1-179-1), Woodbery (27-15-1-130-2)
 SEMO - Santacaterina (38-30-0-211-1)

RECEIVING (No -Yds -TD)

EIU - Gooch (11-81-1), Hollins (5-99-2), Sheehan (5-46-0)
 SEMO - Bryer (9-59-0), Wilkerson (5-40-1)

DEFENSE (Tackles - Solo, Assist, TFL)

EIU - Dy. Johnson (3-7-0), Crittenden (6-3-0), Caputo (3-6-0.5)
 SEMO - Hall (7-9-0), Rogers (4-6-0.5)

RECAP

Eastern Illinois came up just short in its bid to beat No. 23 Southeast Missouri in the final game of the regular season as the Redhawks held on for a 38-32 win. EIU scored with 34 seconds remaining and then converted a two-point conversion to Alexander Hollins to cut the lead to six. SEMO recovered the onside kick and ran out the clock. The Panthers had made it a six point game with 6:52 remaining as Alexander Hollins caught his second touchdown pass of the game. On the following kickoff Zio Custis found a seam and raced 97 yards to give the Redhawks a two-score cushion. Hollins ended with 16 touchdowns on the year. Aaron Gooch caught 11 passes to move into the EIU career top ten for receptions.

THE 2019 OPPONENTS SERIES HISTORY



at Chattanooga - Aug. 29

Series History ... 0-0

Series Streak ... First Meeting



at Indiana - Sept. 7

Series History ... 0-0

Series Streak ... First Meeting



vs. Illinois State - Sept. 14
108th Mid-America Classic

Series History ... ILST leads 56-42-9

Series Streak ... Lost 2

1901	EIU	28-0
1905	ISU	H 4-6
1906	EIU	H 11-6
1907	Tied	A 6-6
1908	ISU	A 3-42
1912	EIU	A 32-3
1913	EIU	H 26-7
1914	EIU	A 13-6
1915	Tied	H 0-0
1916	EIU	A 24-7
1917	EIU	H 13-7
1920	ISU	A 7-20
1921	ISU	A 3-42
1922	Tied	H 0-0
1923	ISU	A 0-13
1924	EIU	H 3-0
1925	EIU	A 7-0
1926	EIU	H 12-0
1927	EIU	A 6-0
1928	EIU	H 19-0
1929	EIU	A 33-0
1930	EIU	H 15-0
1931	EIU	A 7-6
1932	ISU	A 0-39
1933	ISU	H 6-32
1934	ISU	A 0-13
1935	ISU	H 0-13
1936	ISU	A 0-13
1937	Tied	H 0-0
1938	ISU	A 0-19
1939	Tied	H 0-0
1940	ISU	A 12-30
1941	ISU	H 7-26
1942	ISU	H 0-32
1945	ISU	A 6-12
1946	ISU	H 13-26
1947	EIU	H 13-6
1948	EIU	A 13-7

1949	EIU	H 7-6
1950	ISU	A 21-23
1951	Tied	A 28-28
1952	ISU	H 26-27
1953	ISU	A 0-20
1954	ISU	H 7-13
1955	ISU	A 13-16
1956	EIU	H 14-6
1957	ISU	A 7-39
1958	EIU	H 20-12
1959	Tied	A 6-6
1960	ISU	H 6-26
1961	ISU	A 0-18
1962	ISU	H 0-6
1963	EIU	A 14-13
1964	ISU	H 23-25
1965	EIU	A 8-7
1966	Tied	H 0-0
1967	ISU	H 6-28
1968	ISU	A 14-41
1969	ISU	A 0-37
1970	ISU	H 20-29
1971	ISU	A 6-17
1972	ISU	H 11-38
1973	ISU	A 0-17
1974	EIU	H 14-9
1975	ISU	H 13-31
1976	ISU	H 8-13
1977	ISU	A 0-20
1978	EIU	H 42-7
1979	EIU	A 24-0
1980	EIU	H 31-14
1981	ISU	A 3-25
1982	EIU	H 27-14
1983	EIU	A 38-7
1984	ISU	H 21-34
1985	EIU	H 21-14
1986	ISU	A 20-23
1987	EIU	H 15-9
1988	EIU	A 16-7
1989	EIU	H 14-13
1990	ISU	A 7-28
1991	EIU	H 37-28
1992	ISU	A 7-48
1993	Tied	H 17-17
1994	EIU	A 16-13
1995	EIU	H 31-10
1997	EIU	A 25-14
1998	ISU	H 22-36
1999	ISU	H 17-24
2000	ISU 2OT	A 41-44
2001.. Cancelled due to 9/11				
2002	EIU	H 45-10
2003	ISU	H 14-21
2004	ISU	A 31-35
2005	ISU	H 6-27
2006	ISU	A 30-44
2006 ^	ISU	H 13-24
^ NCAA FCS Playoff				
2007	ISU	H 21-24
2008	EIU	A 25-21
2009	EIU	H 31-6
2010	ISU	A 23-27
2011	EIU	H 33-26
2012	ISU 2OT	A 51-54
2013	EIU	H 57-24
2014	ISU	A 15-34
2015	ISU OT	H 31-34
2016	EIU	A 24-21
2017	ISU	H 13-44
2018	ISU	A 10-48



at Indiana State - Sept. 21
86th meeting

Series History ... EIU leads 43-38-4

Series Streak ... Lost 1

1902	EIU	A 21-0
1902	ISU	H 0-10
1904	EIU	H 12-6
1904	Tied	A 5-5
1905	EIU	A 11-0
1906	EIU	H 23-0
1907	EIU	A 32-5
1923	EIU	A 16-0
1924	EIU	H 25-13
1925	Tied	A 16-16
1926	Tied	H 0-0
1927	ISU	A 6-7
1928	EIU	H 19-0
1929	EIU	A 7-6
1930	EIU	A 34-0
1931	ISU	A 0-6
1932	EIU	A 12-6
1933	ISU	A 6-19
1934	EIU	A 19-0
1935	ISU	A 13-32
1936	EIU	A 12-0
1937	EIU	A 20-13
1938	EIU	A 19-7
1939	ISU	A 6-7
1940	Tied	A 7-7
1941	ISU	A 6-19
1942	ISU	A 0-26
1945	ISU	A 6-26
1946	ISU	A 0-13
1947	ISU	A 13-14
1948	ISU	A 20-21
1949	EIU	A 33-0
1950	EIU	A 47-0
1954	ISU	H 7-40
1955	EIU	H 33-13
1956	ISU	A 7-13
1957	ISU	A 0-14
1958	EIU	H 30-8
1959	EIU	A 7-6
1960	EIU	H 30-0
1961	EIU	A 23-20
1962	EIU	H 13-0
1963	ISU	A 6-14
1964	ISU	H 14-25
1965	ISU	A 0-17
1966	ISU	H 0-32
1967	ISU	A 6-41
1968	ISU	H 0-23
1969	ISU	A 6-41
1970	ISU	H 18-28
1971	ISU	A 7-28
1972	ISU	H 14-17
1973	ISU	H 0-17
1974	ISU	A 6-21
1980	ISU	A 0-14
1981	ISU	H 14-27
1982	EIU	A 16-12
1983	ISU	H 13-17
1983	ISU 2OT	A 13-16
... NCAA I-AA First Round				
1984	ISU	A 17-24
1985	EIU	H 39-7
1986	EIU	A 31-14
1987	EIU	A 20-14

1988	ISU	A 12-24
1989	EIU	H 21-7
1990	EIU	A 31-22
1991	ISU	A 15-16
1992	EIU	H 31-28
1993	ISU	A 24-27
1994	EIU	H 30-21
1995	EIU	A 27-6
1996	EIU	H 35-16
1997	EIU	A 21-14
2000	EIU	A 42-24
2001	EIU	H 44-14
2002	EIU	H 26-19
2003	ISU	A 7-23
2004	ISU OT	H 30-33
2005	EIU	A 24-13
2006	EIU	H 31-21
2007	EIU	A 54-20
2008	EIU	H 38-3
2009	EIU	A 31-0
2017	EIU	A 22-20
2018	ISU	H 41-55



vs. Tennessee Tech
26th meeting

Series History ... EIU leads 19-6

Series Streak ... Won 7

1975	TTU	A 0-37
1976	TTU	H 14-41
1996	EIU	A 35-27
1997	EIU	A 10-7
1998	EIU	H 13-6
1999	TTU	H 7-14
2000	EIU	A 27-16
2001	EIU	H 44-33
2002	EIU	A 35-28
2003	EIU	H 37-10
2004	TTU	A 37-40 (ot)
2005	EIU	H 31-20
2006	EIU	A 38-14
2007	EIU	H 45-24
2008	EIU	A 38-20
2009	EIU	H 23-15
2010	TTU	A 20-34
2011	TTU	H 20-31
2012	EIU	A 31-24
2013	EIU	H 56-21
2014	EIU	A 41-10
2015	EIU	H 51-20
2016	EIU	A 30-24
2017	EIU	H 24-23
2018	EIU	A 52-38

THE 2019 OPPONENTS SERIES HISTORY



at Murray Stae - Oct. 5
35th meeting

Series History ... EIU leads 19-15
Series Streak ... Lost 1

1946.....	MSU.....	A.....	13-38
1974.....	MSU.....	A.....	0-13
1975.....	EIU.....	H.....	14-6
1977.....	MSU.....	A.....	7-35
1978.....	EIU.....	H.....	35-14
1986 ^.....	EIU.....	H.....	28-21
... ^ NCAA I-AA First Round			
1990.....	MSU.....	A.....	10-14
1991.....	MSU.....	A.....	27-28
1992.....	EIU.....	H.....	48-9
1993.....	EIU.....	A.....	34-17
1994.....	MSU.....	H.....	15-31
1996.....	MSU.....	H.....	28-35
1997.....	MSU.....	A.....	17-24
1998.....	MSU.....	H.....	21-35
1999.....	MSU.....	A.....	32-37
2000.....	EIU.....	H.....	48-7
2001.....	EIU.....	H.....	37-6
2002.....	MSU.....	A.....	35-37
2003.....	EIU.....	A.....	27-17
2004.....	EIU.....	H.....	24-9
2005.....	EIU.....	A.....	35-28
2006.....	EIU.....	H.....	20-10
2007.....	EIU.....	A.....	27-24
2008.....	EIU.....	H.....	34-6
2009.....	EIU.....	A.....	16-10
2010.....	MSU.....	H.....	28-38
2011.....	MSU.....	A.....	27-36
2012.....	EIU.....	H.....	50-49 (ot)
2013.....	EIU.....	A.....	37-17
2014.....	EIU.....	H.....	48-26
2015.....	EIU.....	A.....	34-20
2016.....	MSU.....	H.....	38-40
2017.....	EIU.....	A.....	27-24 (ot)
2018.....	MSU.....	H.....	41-48

vs. Jacksonville State - Oct. 12
17th meeting

Series History ... JSU leads 10-6
Series Streak ... Lost 5

2003.....	JSU.....	A.....	24-36
2004.....	JSU.....	H.....	21-31
2005.....	EIU.....	A.....	10-6
2006.....	EIU.....	H.....	28-24
2007.....	EIU.....	A.....	37-23
2008.....	JSU.....	H.....	10-23
2009.....	EIU.....	A.....	28-20
2010.....	JSU.....	H.....	23-28
2011.....	JSU.....	A.....	21-28
2012.....	EIU.....	H.....	31-28
2013.....	EIU.....	H.....	52-14
2014.....	JSU.....	A.....	20-27
2015.....	JSU.....	H.....	7-21
2016.....	JSU.....	A.....	14-47

2017.....	JSU.....	H.....	14-30
2018.....	JSU.....	A.....	22-49



at UT Martin - Oct. 19
25th meeting

Series History ... EIU leads 15-9
Series Streak ... Won 1

1995.....	EIU.....	H.....	30-22
1996.....	EIU.....	A.....	38-0
1997.....	EIU.....	H.....	42-6
1998.....	EIU.....	A.....	56-35
1999.....	EIU.....	H.....	42-21
2000.....	EIU.....	A.....	42-7
2001.....	EIU.....	A.....	56-16
2002.....	EIU.....	H.....	55-43
2003.....	EIU.....	H.....	29-12
2004.....	UTM.....	A.....	14-32
2005.....	EIU.....	H.....	26-7
2006.....	UTM.....	A.....	15-9
2007.....	EIU.....	H.....	29-23
2008.....	UTM.....	A.....	26-29
2009.....	EIU.....	H.....	49-13
2010.....	UTM.....	A.....	10-20
2011.....	UTM.....	H.....	23-24
2012.....	UTM.....	A.....	37-51
2013.....	EIU.....	A.....	70-22
2014.....	UTM.....	H.....	16-37
2015.....	EIU.....	A.....	23-21
2016.....	UTM.....	H.....	17-33
2017.....	UTM.....	A.....	10-27
2018.....	EIU.....	H.....	24-21 (ot)



vs. Eastern Kentucky - Oct. 26
27th meeting

Series History ... EIU leads 14-12
Series Streak ... Lost 1

1947.....	EKU.....	13-14
1948.....	EKU.....	14-25
1986 ^.....	EKU.....	H.....	22-24
... ^ NCAA I-AA Quarterfinal			
1996.....	EIU.....	H.....	45-21
1997.....	EKU.....	H.....	7-49
1998.....	EKU.....	A.....	24-28
1999.....	EIU.....	A.....	20-14
2000.....	EIU.....	H.....	49-6
2001.....	EIU.....	A.....	21-17
2002.....	EIU.....	H.....	25-24
2003.....	EKU.....	A.....	0-41
2004.....	EKU.....	A.....	6-49
2005.....	EIU.....	H.....	53-22
2006.....	EIU.....	A.....	28-21
2007.....	EKU.....	H.....	21-28
2008.....	EKU.....	A.....	7-20
2009.....	EKU.....	H.....	31-36
2010.....	EKU.....	A.....	7-35
2011.....	EKU.....	H.....	16-48
2012.....	EIU.....	A.....	24-7
2013.....	EIU.....	H.....	42-7

2014.....	EKU.....	A.....	33-36 (ot)
2015.....	EIU.....	H.....	21-7
2016.....	EIU.....	A.....	24-0
2017.....	EIU.....	H.....	23-20 (ot)
2018.....	EKU.....	A.....	23-31



at Tennessee State - Nov. 9
23rd meeting

Series History ... EIU leads 14-8
Series Streak ... Lost 1

1982* ^.....	TSU.....	A.....	19-20
... ^ NCAA I-AA Quarterfinal ^			
1998.....	TSU.....	H.....	21-27
1999.....	TSU.....	A.....	25-43
2000.....	EIU.....	H.....	33-19
2001.....	EIU.....	H.....	52-49
2002.....	EIU.....	A.....	54-48
2003.....	TSU.....	A.....	14-24
2004.....	EIU.....	H.....	34-24
2005.....	EIU.....	A.....	27-3
2006.....	EIU.....	H.....	29-3
2007.....	EIU.....	A.....	38-35
2008.....	TSU.....	A.....	24-45
2009.....	TSU.....	H.....	10-21
2010.....	EIU.....	A.....	31-28 ot
2011.....	TSU.....	H.....	17-18
2013.....	EIU.....	A.....	34-16
2013 ^.....	EIU.....	H.....	51-10
... ^ FCS 2nd Round			
2014.....	EIU.....	H.....	28-3
2015.....	EIU.....	A.....	25-22 ot
2016.....	EIU.....	H.....	35-34
2017.....	EIU.....	A.....	19-16 (2ot)
2018.....	TSU.....	H.....	40-41

* - later forfeited by the NCAA due to ineligible TSU player



vs. Southeast Missouri - Nov. 16
27th meeting

Series History ... EIU leads 18-8
Series Streak ... Lost 1

1956.....	SE.....	A.....	13-46
1957.....	SE.....	0-41
1995.....	EIU.....	H.....	34-18
1996.....	EIU.....	A.....	41-21
1997.....	EIU.....	A.....	32-7
1998.....	EIU.....	H.....	35-33
1999.....	SE.....	A.....	38-45
2000.....	EIU.....	H.....	38-9
2001.....	EIU.....	H.....	12-0
2002.....	EIU.....	A.....	44-27
2003.....	SE.....	A.....	17-30
2004.....	EIU.....	H.....	35-28
2005.....	EIU.....	A.....	48-24
2006.....	EIU.....	H.....	21-0
2007.....	EIU.....	A.....	31-16
2008.....	EIU.....	H.....	24-21

2009.....	EIU.....	A.....	23-14
2010.....	SE.....	H.....	13-28
2011.....	SE.....	A.....	30-37
2012.....	EIU.....	H.....	39-20
2013.....	EIU.....	H.....	55-33
2014.....	EIU.....	A.....	52-13
2015.....	EIU.....	H.....	33-28
2016.....	SE.....	A.....	14-21
2017.....	EIU.....	H.....	19-16
2018.....	SE.....	A.....	32-38



at Austin Peay - Nov. 23
20th meeting

Series History ... EIU leads 15-4
Series Streak ... Won 1

1958.....	APSU.....	A.....	6-21
1959.....	APSU.....	H.....	8-12
1988.....	EIU.....	H.....	44-0
1989.....	EIU.....	A.....	36-0
1992.....	EIU.....	A.....	14-9
1995.....	EIU.....	A.....	31-13
1996.....	EIU.....	A.....	42-7
1997.....	EIU.....	H.....	42-14
2008.....	APSU.....	H.....	13-15
2009.....	EIU.....	A.....	30-20
2010.....	EIU.....	H.....	28-10
2011.....	EIU.....	A.....	19-10
2012.....	EIU.....	H.....	65-15
2013.....	EIU.....	A.....	63-7
2014.....	EIU.....	H.....	63-7
2015.....	EIU.....	A.....	40-16
2016.....	EIU.....	H.....	56-35
2017.....	APSU.....	A.....	13-28
2018.....	EIU.....	H.....	52-21

ALL-TIME RECORD VERSUS ALL OPPONENTS

OPPONENT	W-L-T	LAST
Akron	3-3	1989
Arkansas	0-1	2018
Augustana (SD)	1-0	1980
Austin Peay	15-4	2018
Ball State	3-3	1960
Blackburn	4-1-1	1924
Boise State	0-1	1988
Bradley	0-3-1	1968
Brigham Young	0-1	2005
Butler	3-3	1979
UC Davis	1-0	1978
California (PA)	1-0	2003
Cal Poly	0-1	1980
Cameron (OK)	1-1	1977
Central Arkansas	0-2	2012
Central Florida	0-2	1999
Central Michigan	2-22	2008
Central Missouri	1-6	1976
Central State (OH)	6-2	1995
Delaware	1-0	1978
Delaware State	1-0	1981
Delta State	1-1	1974
Eastern Kentucky	12-14	2018
Eastern Michigan	5-10	2004
Eastern Washington	1-0	1991
Elmhurst	2-0	1940
Emporia	0-1	1950
Eureka College	2-0	1937
Evansville	3-5	1972
Fairmont College	0-2	1970
Ferris State	6-2-1	1984
Florida Atlantic	2-0	2002
Grand Valley	2-0	1984
Hanover	0-2	1933
Hawai'i	0-3	2006
Hillsdale	0-2	1964
Hope College	0-2	1963
Idaho	1-0	1989
Illinois	0-2	2008
Illinois-Chicago	8-0	1973
Illinois College	1-1	1936
Illinois State	42-56-9	2018
Illinois Wesleyan	0-5	1948
Indiana Central	5-3	1942
Indiana State	43-38-4	2018
Iowa	0-1	2010
Iowa State	0-1	1991
Jackson State	1-0	1982
Jacksonville State	6-10	2018
Kalamazoo College	1-1	1955
Kansas	0-1	1985
Kansas State	0-1	2002
Kentucky State	1-0	1982
Kentucky Wesleyan	1-0	2000
Liberty University	3-1	1989
Lincoln College	7-1-1	1928
Lincoln (MO)	0-1	1953
Lock Haven	2-0	1994
Manchester	0-1	1942
Marshall	0-1	1992
McKendree	6-2	1938

OPPONENT	W-L-T	LAST
McNeese State	0-2	1993
Merom College	2-0	1925
Miami - Ohio	1-0	2016
Middle Tennessee	2-1	1998
Millikin	10-19-2	1948
Minnesota	0-1	2014
Missouri	0-1	2003
Missouri-Rolla	2-0	1975
Missouri State	13-5-1	1995
Montana	0-1	1989
Murray State	19-15	2018
Navy	0-1	1993
North Alabama	1-0	1980
Northeast Missouri	10-6	1987
Northern Colorado	1-0	1980
Northern Illinois	10-26-1	2017
Northern Iowa	6-14-1	1996
Northern Michigan	5-5	1986
Northwestern	0-2	2015
Northwest Missouri	1-0	1951
NW Louisiana	2-1	1993
Northwood Institute	0-2	1966
Oakland City	5-0	1937
Ohio	0-1	2014
Penn State	0-1	2009
Pittsburg (KS) State	1-0	1996
Purdue	0-1	2007
Quantico Marines	0-1	1972
Quincy College	1-1	1950
Rose-Hulman	7-1-1	1928
Saginaw Valley	1-0	1985
Samford	4-1	2007
San Diego State	1-1	2013
San Jose State	0-1	1987
St. Joseph's (IN)	4-1	1998
St. Viator	3-4	1933
Shurtleff	6-7	1933
South Dakota	3-0	1981
South Dakota State	0-1	2012
Southeast Missouri	18-8	2018
Southern Illinois	26-42-1	2014
Stephen F. Austin	0-1	1995
UT Martin	15-9	2018
Tennessee State	15-8	2018
Tennessee Tech	19-6	2018
Texas-El Paso	0-1	1994
Toledo	0-2	2000
Towson	0-1	2013
Wayne State	5-2	1979
Western Kentucky	10-5	2000
Western Illinois	21-42-4	2016
Western Michigan	1-1	2012
Wheaton College	0-2	1937
Winona State	1-0	1986
WI-Milwaukee	3-8	1974
WI-Stevens Point	1-1	1973
Wittenberg	0-1	1960
Youngstown State	4-9	1992

Bold Indicates 2019 Opponent

NCAA FCS Playoffs

2015 (First Round @ Cedar Falls, Iowa)
Northern Iowa def. Eastern Illinois, 53-17

2013 (Second Round @ Charleston, Ill.)
Eastern Illinois def. Tennessee State, 51-10

2013 (Quarterfinals @ Charleston, Ill.)
Towson def. Eastern Illinois, 49-39

2012 (First Round @ Brookings, SD)
South Dakota State def. Eastern Illinois, 58-10

2009 (First Round @ Carbondale, Ill.)
Southern Illinois def. Eastern Illinois, 48-7

2007 (First Round @ Carbondale, Ill.)
Southern Illinois def. Eastern Illinois, 30-11

2006 (First Round @ Charleston, Ill.)
Illinois State def. Eastern Illinois, 24-13

2005 (First Round @ Charleston, Ill.)
Southern Illinois def. Eastern Illinois, 21-6

2002 (First Round @ McComb, Ill.)
Western Illinois def. Eastern Illinois, 48-9

2001 (First Round @ Charleston, Ill.)
Northern Iowa def. Eastern Illinois, 49-43

2000 (First Round @ Missoula, Mont.)
Montana def. Eastern Illinois, 45-13

1996 (First Round @ Cedar Falls, Iowa)
Northern Iowa def. Eastern Illinois, 21-14

1995 (First Round @ Nacogdoches, Texas)
Stephen F. Austin def. Eastern Illinois, 34-29

1989 (First Round @ Moscow, Idaho)
Eastern Illinois def. Idaho, 38-21

1989 (Quarterfinals @ Missoula, Mont.)
Montana def. Eastern Illinois, 25-19

1986 (First Round @ Charleston, Ill.)
Eastern Illinois def. Murray State, 28-21

1986 (Quarterfinals @ Charleston, Ill.)
Eastern Kentucky def. Eastern Illinois, 24-22

1983 (First Round @ Terre Haute, Ind.)
Indiana State def. Eastern Illinois, 16-13 (2OT)

1982 (First Round @ Charleston, Ill.)
Eastern Illinois def. Jackson State, 16-13 (OT)

1982 (Quarterfinals @ Nashville, Tenn.)
Tennessee State def. Eastern Illinois, 20-19
win later vacated due to use of ineligible player

Division II Playoffs

1978 (National Champions)
Eastern Illinois def. UC Davis, 35-31
Eastern Illinois def. Youngstown State, 26-22
Eastern Illinois def. Delaware, 10-9

1980 (National Runners-up)
Eastern Illinois def. Northern Colorado, 21-14
Eastern Illinois def. Northern Alabama, 56-31
Cal Poly def. Eastern Illinois, 21-13

ALL-TIME NCAA FCS PLAYOFF APPEARANCES

School	# Appearances (Last)
Montana	23 (2015)
Eastern Kentucky	21 (2014)
Appalachian State	20 (2012)
Northern Iowa	20 (2018)
Georgia Southern	19 (2012)
Furman	17 (2017)
EASTERN ILLINOIS	16 (2015)
McNeese State	16 (2015)
New Hampshire	16 (2017)
Delaware	16 (2018)



Year	Opponent	Conference *	Result
1984	at Toledo	Mid-American	L 17-38
1985	at Kansas	Big 12	L 20-44
1987	at San Jose State	Western Athletic	L 3-24
1987	at Akron	Independent	L 10-24
1989	at Akron	Independent	W 27-17
1990	at Northern Illinois	Independent	L 17-28
1991	at Iowa State	Big 12	L 13-42
1993	at Navy	Independent	L 10-31
1994	at Texas El Paso	Western Athletic	L 20-22
1994	at Northern Illinois	Independent	L 17-49
1996	at Western Michigan	Mid-American	W 28-20
1998	at Central Florida	Independent	L 0-48
1998	at Northern Illinois	Mid-American	W 24-10
1999	at Central Michigan	Mid-American	L 17-33
1999	at Hawaii	Western Athletic	L 27-31
1999	at Central Florida	Independent	L 21-31
2000	at Toledo	Mid-American	L 26-31
2001	at San Diego State	Mountain West	L 7-40
2002	at Hawaii	Western Athletic	L 36-61
2002	at Kansas State	Big 12	L 13-63
2003	at Missouri	Big 12	L 0-37
2004	at Eastern Michigan	Mid-American	W 31-28
2005	at BYU	Mountain West	L 10-45
2006	at Illinois	Big Ten	L 17-42
2006	at Hawaii	Western Athletic	L 9-44
2007	at Purdue	Big Ten	L 6-52
2008	at Central Michigan	Mid-American	L 12-31
2008	at Illinois	Big Ten	L 21-47
2009	at Penn State	Big Ten	L 3-52
2010	at Iowa	Big Ten	L 7-37
2011	at Northwestern	Big Ten	L 21-42
2012	at Western Michigan	Mid-American	L 21-52
2013	at San Diego State	Mountain West	W 40-19
2013	at Northern Illinois	Mid-American	L 39-43
2014	at Minnesota	Big Ten	L 20-42
2014	at Ohio	Mid-American	L 19-34
2015	at Northwestern	Big Ten	L 0-41
2016	at Miami - Ohio	Mid-American	W 21-17
2017	at Northern Illinois	Mid-American	L 10-38
2018	at Arkansas	Southeastern	L 20-55
			6-35 all-time

* indicates conference school was a member of when facing EIU



EIU head coach Bob Spoo and Penn State head coach Joe Paterno meet prior to the 2010 contest... Quarterback Tony Romo faces Kansas State in 2002...



Now in its 70th year, the Ohio Valley Conference continues to build on the success that has made it the nation's eighth-oldest NCAA Division I conference.

In May 2011 the Conference expanded for the second time in four years, adding Belmont University which begins competition in the 2012-13 academic year. The addition of Belmont gives the OVC 12 members, the most the league has had at one time in its illustrious history. The move added a second team in the city of Nashville and was the first addition to the league since Southern Illinois University Edwardsville joined in 2008.

The 2009-10 school year saw a change in leadership as Beth DeBauche was named the seventh full-time Commissioner in league history on July 28, 2009. The last three commissioners of the OVC have moved onto jobs as the commissioner of the Big Ten, Big 12 and the Mid-American Conferences.

The OVC's proud past dates back to 1948, but seeds for the new league were actually planted in 1941. It was then that Roy Stewart, the athletics director at Murray State, Charles (Turkey) Hughes, the athletics director at Eastern Kentucky, and Kelly Thompson, the public relations director at Western Kentucky, first broached the idea of forming a new conference. Discussions were put on hold by World War II, but reemerged Feb. 27-28, 1948 at the Kentucky Hotel in Louisville as the three original institutions combined with Morehead State, Louisville and Evansville to form the OVC.

In the 1950's, the OVC became a pioneer on a much more significant scale socially. During times of racial segregation, league member Morehead State became one of the first non-traditionally black mid-southern institutions to accept a black student. In 1958, Marshall Banks earned athletically-related aid at Morehead, which signed a second black athlete, Howard Murphy, a year later. In 1961, Murphy earned all-conference recognition as a halfback in football. With racial barriers broken, the rest of the institutions in the league began to provide educational and athletic opportunities to African-Americans.

Through the past 69 years, 15 teams have won or shared the league's football title. The list is led by Eastern Kentucky, winner of 21 outright or shared football crowns, which is tied for the most in Football Championship Subdivision history (with Massachusetts). Among OVC teams, former member Middle Tennessee is next with 11 titles, followed by Tennessee Tech with 10, and Murray State and former member Western Kentucky with eight apiece. Eastern Illinois and Jacksonville State have claimed seven football crowns each, while Morehead State, Tennessee State and former members Evansville and East Tennessee State have captured two apiece. Austin Peay, Southeast Missouri, UT Martin and former member Youngstown State have one title apiece.

Murray State and Evansville tied for the initial football championship, and the Racers participated in the first-ever bowl game by an OVC team, tying Sul Ross State 21-21 in the 1948 Tangerine Bowl. From 1948 to 1975, OVC teams played in 15 bowl games, winning eight of them. Eastern Kentucky and Western Kentucky were also participants in the NCAA Division II playoffs in the early and mid-1970s prior to the NCAA's reclassification of football programs into Division I-AA. The term "I-AA" lasted until the end of the 2006 season when it was changed to Division I Football Championship Subdivision (FCS).

The first Division I-AA/FCS football playoff was held in 1978 with only four teams, which is the only year through present day that the OVC did not field a playoff representative. In 1979, four of the nation's top teams were invited to the playoffs, and two of them - Eastern Kentucky and Murray State - were from the OVC. Murray dropped its semifinal game to Lehigh, but the Colonels nipped Nevada-Reno in double overtime and claimed the national championship a week later with a 30-7 victory over Lehigh. EKV was coached by former All-America quarterback Roy Kidd, who was in his 16th year at the helm of his alma mater and who skippered the Colonels to a second national title three years later. Following the 2002 season, Kidd retired after 39 years at EKV; upon retirement, he ranked sixth all-time among Division I coaches with 315 victories, earning him a spot in the College Football Hall of Fame. EKV's 20 FCS playoff appearances are the second for the most all-time (behind only Montana).

In addition to Kidd, other coaching legends in the OVC include Charles "Bubber" Murphy, who coached at Middle Tennessee from 1947-1968, Western Kentucky's Jimmy Feix (1968-83), Wilburn Tucker (1954-67) and Don Wade (1968-82) of Tennessee Tech, Bill Ferguson (1967-77) of Murray State, Guy Penny (1959-67) of Morehead State and Boots Donnelly (1977-78 at Austin Peay; 1979-1998 at Middle Tennessee). Following the 2011 season Eastern Illinois head coach Bob Spoo retired following 25 years at the school (the last 16 as members of the OVC). In his time as an OVC coach he compiled 92 total victories (fifth-most in league history) and 68 OVC wins (fourth-most in league history) and was inducted into the OVC Hall of Fame in 2012.

A sampling of former OVC football stars, some of whom were All-Americans during their collegiate careers before achieving stardom at the professional ranks, include Jim Youngblood and Larry Schreiber (Tennessee Tech), Phil Simms (Morehead State), Virgil Livers and Dale Lindsey (Western Kentucky), Myron Guyton and Chad Bratzke (Eastern Kentucky), Cortland Finnegan (Samford) and Tony Romo and Jimmy Garoppolo (Eastern Illinois). In 2008, former Tennessee State standout Dominique Rodgers-Cromartie became just the fourth NFL First Round draft pick in OVC history when he was selected 16th overall by the Arizona Cardinals. He would break into the starting lineup halfway through his rookie season and started at cornerback for the Cardinals in Super Bowl XLIII.

The 2007 season marked a return to scholarship football and the OVC for the Austin Peay Governors. Following the 1996 season the Governors dropped scholarship football and competed as both an independent (1997-00, 2006) and as a member of the Pioneer Football League (2001-05).

The 2007 season brought new vernacular to the Ohio Valley Conference and the division formerly known as I-AA. Beginning with the 2006 National Championship

game the term I-AA was changed to NCAA Football Championship Subdivision (FCS) in a decision by the Division I Board of Directors. The new label was chosen to communicate in a positive and clear manner the unique differences between Division I football categories (chiefly, the post-season opportunity) while still defining them within the Division I experience. The FCS includes programs that compete in an effort to participate in the NCAA championship postseason structure (one of 89 NCAA national championships) as opposed to the Football Bowl Subdivision (FBS) which competes in an effort to participate in the postseason bowl system (the 35 NCAA-licensed events which includes the Bowl Championship Series).

In 2010 Southeast Missouri State, picked to finish seventh in the preseason poll, compiled a 7-1 Conference record on the way to its first OVC Championship since joining the league in 1991. Overall the Redhawks were 9-2 during the regular season and earned a berth in the FCS Playoffs, its first playoff berth at any level in the program's 104-year history. Southeast would lose to eventual national champion Eastern Washington in the second round of the playoffs. Head coach Tony Samuel capped the year by winning the Sports Network's Eddie Robinson Award, given to the National Coach of the Year. Samuel was the second OVC coach to win the award (joining Murray State's Houston Nutt who won the award in 1995).

For only the second time in league history in 2011, three teams shared the OVC football championship, as Eastern Kentucky, Jacksonville State and Tennessee Tech finished with 6-2 records. The only other time in league history more than two champions were crowned at the end of the year was 1962 (when four teams shared the crown).

In 2012 Eastern Illinois became just the fourth football team in OVC history to go from worst-to-first in winning the OVC Championship. The Panthers were led by head coach Dino Babers who became just the fourth first-year head coach to win an OVC Championship (joining Boots Donnelly in 1977, Jason Simpson in 2006 and Dean Hood in 2008). During the year Eastern Illinois junior wide receiver Erik Lora shattered the FCS single-season receptions record, hauling in 136 passes in 12 games; that mark was 13 more than the previous NCAA record and 44 more than the previous OVC mark.

In 2013 Eastern Illinois repeated as OVC Champions behind Walter Payton Award winner Jimmy Garoppolo. The quarterback became just the second OVC player to earn the National Player of the Year Award, joining former EIU signal caller Tony Romo (2002). Garoppolo passed for 5,050 yards (second most in NCAA single-season history) and 53 touchdowns (fourth in NCAA history) in leading the Panthers to a 12-2 record and berth to the quarterfinals of the FCS Playoffs. Garoppolo was drafted by the New England Patriots in the second round of the 2014 NFL Draft, becoming just the fifth OVC player selected in that round and first OVC quarterback selected since 1998.

The 2013 season saw the OVC snap a 19-game playoff losing streak dating back to the 2000 season. Tennessee State shutout Butler (marking the first OVC road playoff victory since 1986) to snap the streak while later that day Jacksonville State smashed Samford in the first round. A week later Eastern Illinois beat Tennessee State while Jacksonville State won at McNeese State to each advance to the quarterfinals; that marked the first time the OVC put two teams in the quarterfinals in the same season since 1991. Overall the four total playoff wins in the same season established a new OVC record.

The vision of leadership demonstrated by the Founding Fathers in 1948 remains alive today as the Ohio Valley Conference prepares for the future. One example is in regard to the current trend in collegiate athletics administration for increased involvement of university presidents in setting policies and making rules. The presidents of OVC institutions, however, have always governed the Conference, long before presidential governance became a national theme.

The Ohio Valley Conference sponsors the following sports: baseball, basketball, cross country, football, golf, tennis and track for men, and basketball, cross country, golf, soccer, softball, tennis, track and volleyball for women. In addition, the OVC also sponsors the combined men's and women's sport of rifle.

Now in its seventh decade of competition, the Ohio Valley Conference has grown significantly from its humble beginnings while increasing the number of athletics opportunities it provides for students. The leagues membership includes charter members Eastern Kentucky University, Morehead State University and Murray State University, along with Austin Peay State University, Eastern Illinois University, Jacksonville State University, Southeast Missouri State University, Southern Illinois University Edwardsville, Tennessee State University, Tennessee Technological University and the University of Tennessee at Martin.

OVC Administrative Staff

Beth DeBauche -Commissioner

Media Relations

Kyle Schwartz (kschwartz@ovc.org) - Assistant Commissioner for Media Relations
Heather Brown (hbrown@ovc.org) - Director of Media Relations

THE OHIO VALLEY CONFERENCE

215 Centerview Drive, Suite 115
Brentwood, TN 37027

(615) 371-1698 (phone)
(615) 371-1788 (fax)

www.ovcsports.com



Illinois beat Tennessee State while Jacksonville State won at McNeese State to each advance to the quarterfinals; that marked the first time the OVC put two teams in the quarterfinals in the same season since 1991. Overall the four total playoff wins in the same season established a new OVC record.

The vision of leadership demonstrated by the Founding Fathers in 1948 remains alive today as the Ohio Valley Conference prepares for the future. One example is in regard to the current trend in collegiate athletics administration for increased involvement of university presidents in setting policies and making rules. The presidents of OVC institutions, however, have always governed the Conference, long before presidential governance became a national theme.

The Ohio Valley Conference sponsors the following sports: baseball, basketball, cross country, football, golf, tennis and track for men, and basketball, cross country, golf, soccer, softball, tennis, track and volleyball for women. In addition, the OVC also sponsors the combined men's and women's sport of rifle.

Now in its seventh decade of competition, the Ohio Valley Conference has grown significantly from its humble beginnings while increasing the number of athletics opportunities it provides for students. The leagues membership includes charter members Eastern Kentucky University, Morehead State University and Murray State University, along with Austin Peay State University, Eastern Illinois University, Jacksonville State University, Southeast Missouri State University, Southern Illinois University Edwardsville, Tennessee State University, Tennessee Technological University and the University of Tennessee at Martin.

OVC Administrative Staff

Beth DeBauche -Commissioner

Media Relations

Kyle Schwartz (kschwartz@ovc.org) - Assistant Commissioner for Media Relations
Heather Brown (hbrown@ovc.org) - Director of Media Relations

THE BEGINNING

Football at Eastern Illinois has also been a passion of the EIU student body along with the surrounding community dating back almost as long as the University has been in existence.

While it may not have been a priority when the campus admitted its first student body in the fall of 1899, football quickly became one of the first extra curricular activities on campus. Three weeks into that opening semester, the athletic association was formed, and 45 days after the first doors opened EIU played its initial intercollegiate game.

Oits Campbell, the university's auditor of accounting, was named the first head coach and EIU played its early games on a field located where the current Student Services Building resides. EIU played a team from neighboring Oakland in its first game and later played a game in Effingham against Austin College. EIU lost both contests.



Initial Football Team in front of Old Main, 1899

THE FIRST COACH

Until 1911 volunteer faculty coached the team. That year Charles Lantz from Harrisburg, Penn., was hired as the school's first athletic/physical education staff member. Lantz would coach football for 24 seasons during his 42 year stay on the Charleston campus.

During his tenure Lantz was undefeated at home during his first eight seasons which included a 104-0 rout of Pana, the Panthers most lopsided victory. His 1928 team became the last undefeated squad in school history with a 7-0-1 record that earned a share of the Little 19 Conference title.

Also during that time period, internationally known folk singer Burl Ives was a two-way lineman on the team. The Panthers also had their only fatality in an athletic event come in 1915 when Paul Root was injured on a hard tackle against Illinois State. He played one more down, collapsed on the field and later died at the hospital of a broken neck.


THE UNCROSSED GOAL LINE

Lantz's 1930 team may have been one of the best defensive units in school history as they were known as the "uncrossed goal line club." EIU was 6-1-1 that season and did not allow an opponent to score a touchdown the entire season. The only loss was a 2-0 setback to Southern

Illinois as the lone score came when EIU's punter stepped back of the endzone line on a punt. The only other blemish on the record was a 0-0 tie with Bradley.

EIU'S FIRST ALL-AMERICAN

EIU opened the 1940's with another solid season as the Panthers went 6-1-1 under the direction of senior quarterback Bill Glenn. Glenn earned second team Little All-American honors that year as he completed a then school record 65.1 percent of his passes. Glenn would go on to play two years with the Chicago Bears to become the first EIU player associated with a National Football League team.



THE CORN BOWL SQUAD

The 1948 version of EIU football coached by Maynard (Pat) O'Brien appeared to be off to a slow start following a 1-1 showing in the first two games. However, EIU righted the ship to win six of its next seven contests including wins over in-state rivals Northern Illinois, Illinois State and Southern Illinois. Those wins landed EIU in the second annual Corn Bowl played on Thanksgiving Day in Bloomington, Illinois as EIU won the Interstate Intercollegiate Athletic Conference title. EIU would lose their only bowl game appearance to Illinois Wesleyan by a score of 6-0.

LEAN TIMES IN CHARLESTON

Following EIU's 1948 appearance in the Corn Bowl, EIU had only three winning seasons over the next 30 years and only one of them came after 1951. During that 30-year span, EIU witnessed the break-up of the IAC conference as many Illinois schools moved to offering scholarships while EIU did not. Despite not having a winning season on the field, EIU did produce several players who went on to professional careers. Included in that lot was Ray Fisher, who was an original member of the 1960 Dallas Cowboys expansion franchise.

In 1969, EIU moved into a renovated Lincoln Field and offered athletic scholarships for the first time. Though the end of year records remained on the losing side, on the field performances increased as Nate Anderson became the first 1,000 yard running back in EIU history with back-to-back 1,200-plus yard performances in 1972 and 1973. Anderson would earn All-American honors both seasons becoming the first EIU player in more than 32 years to earn that honor.

The early 1970's also produced two long time NFL products as center Ted Petersen was drafted by the Pittsburgh Steelers and played on two Super Championship teams. Jeff Gossett also earned recognition at EIU going on to a 16-year career in the NFL that included one Pro Bowl appearance with the Oakland Raiders.

MUDRA SAVES PANTHER FOOTBALL

Amid grumbling from students and faculty alike, EIU President Gilbert Fite withstood the pressure to disband football and decided one more coach would be given a chance to salvage EIU football.

Athletic director Mike Mullally was able to convince Darrell Mudra to come out of his two-year retirement after being fired at Florida State in 1975. Mudra had performed miracles at other universities and was intrigued to take one more challenge.

Mudra's first order of business was to hire a 25-year-old offensive wizard and EIU alumnus, Mike Shanahan as his offensive coordinator. Bringing in some junior college transfers and convincing the returning players they could win, EIU went from 1-10 in 1977 to 12-2 in 1978 capturing the NCAA Division II National Championship.



Poke Cobb rushed for 1,609 yards as a senior in 1979

The 1978 season started at 4-0 and following back-to-back losses to Youngstown State and Akron, the Panthers would not lose again. EIU won the national championship over Delaware 10-9 as Mudra was tabbed "Dr. Victory" by the *Chicago Tribune* for curing a patient that appeared to be terminal.

Included in the Mudra Years were the rushing of Poke Cobb, the pass catching of James Warring and defense of Pete Catan and Randy Melvin. Mudra

would leave EIU after five seasons with a 47-15-1 record that also included a national runner-up finish in 1980 as they were ranked No. 1 in the nation all season, losing only to Cal Poly in the title game.

I-AA CALLING

Following two National Championship game appearances in three years at the NCAA Division II level, EIU made the jump along with fellow members of the Mid-Continent Conference to the NCAA I-AA level in 1981. The Panthers faltered in their first season but rebounded with a 10-0-1 regular season in 1982 that saw EIU climb to No. 5 in the rankings. The Panthers would advance to the quarterfinals of the NCAA I-AA playoffs that season in the first of 12 NCAA Division I playoff appearances.

INTO THE GATEWAY

Darrell Mudra moved on from EIU in 1982, but his successor, Al Molde was equal to the task. Molde developed an early version of the run-and-shoot and had Sean Payton as the perfect quarterback to run it. Payton would pass for more than 10,000 yards in his career as the Panthers made two NCAA playoff appearances under Molde including a quarterfinal run in 1986, Payton's senior year.

Under Molde the Panthers also became one of the founding members of the Gateway Football Conference (1985) which blended members of the old Mid-Continent Conference and football playing schools in the Missouri Valley Conference. The Panthers also added lights to O'Brien Stadium in 1985 as part of the "Brighten O'Brien" campaign.

Molde also served as head coach in what most believe to be the most exciting game in EIU history. In front of a standing-room-only homecoming crowd of 11,000, Rich Ehmke hit a 58-yard field goal as time expired to lift EIU to a 31-30 win over Northern Iowa.

THE BOB SPOO ERA

While Mudra and Molde combined to win 77 games in nine seasons, no other coach has become more recognized with EIU football than recent head coach Bob Spoo. Spoo took over the coaching reigns following the 1986 season and guided EIU football to 144 wins, ten post-season appearances and numerous All-American selections.

With a philosophy based on a solid run game and sound kicking game, Spoo's program churned out 12 1,000 yard rushers under his watch. The Panthers also churned out several NFL products including former Green Bay Packers defensive lineman John Jurkovic, Buffalo Bills defensive back Chris Watson and current Dallas Cowboys pro bowl quarterback Tony Romo.

Spoo helped guide the Panthers into a new conference as EIU became a member of the Ohio Valley Conference in 1996. Since joining the OVC Panther football has won more than 60 percent of its games with seven post-season appearances as a member of the league.

EIU athletes have also excelled as members of the OVC with Tony Romo winning three-straight Offensive Player of the Year awards (2000-02) that culminated in the winning of the 2002 Walter Payton Award. Other EIU players of the year have been Nick Ricks, Clint Sellers and Donald Thomas as OVC Defenders of the Year while Vincent Webb took home top OVC Offensive honors in 2006.

Following his retirement as EIU head coach, Bob Spoo was inducted into the Ohio Valley Conference Hall of Fame on June 1, 2012.


FAST BREAK FOOTBALL

The Dino Babers era at EIU began December 9, 2011 as the former EIU assistant coach was named the 22nd head coach in the history of the program. Babers led the Panthers to their sixth Ohio Valley Conference title during his first season becoming the fourth EIU coach to take a team to the FCS playoffs. Wide receiver Erik Lora set the FCS single season record with 136 pass receptions. In 2013 EIU posted a 12-2 record climbing to No. 2 in the national rankings as quarterback Jimmy Garoppolo won the Walter Payton Award. Along the way the Panthers offense broke nearly every school and Ohio Valley Conference offensive record scoring 48.2 points per game while averaging 589.5 yards per contest. Seniors Jimmy Garoppolo and Erik Lora both finished their careers ranked in the NCAA top ten on the career passing and receiving lists.

SUCCESS BREEDS CHANGE

The success of Eastern Illinois led to a coaching change as Babers moved on to Bowling Green and the Panthers hired former assistant coach Kim Dameron as the program's 24th head coach. He was the Panthers defensive coordinator in 2000 as EIU made the NCAA FCS playoffs that season. Dameron led the Panthers to their 16th FCS playoff appearance in 2015.

In December on 2018, EIU hired former Northwestern assistant coach Adam Cushing as the Panthers 25th head coach.



EASTERN ILLINOIS FOOTBALL FIRST TEAM ALL-AMERICANS & AWARD CANDIDATES

2015	Dino Fanti	DT	AFCA 1st Team
2014	Collin Seibert	OG	AFCA 1st Team Walter Camp 1st Team
2013	Jimmy Garoppolo	QB ..	Walter Payton 'Player of the Year' FCSADA National Player of the Year AFCA 1st Team AP 1st Team Sports Network 1st Team Walter Camp 1st Team
	Erik Lora	WR	AFCA 1st Team AP 1st Team Sports Network 1st Team Walter Camp 1st Team
	Collin Seibert	OG	Sports Network 1st Team
2012	Erik Lora	WR	AFCA 1st Team AP 1st Team Sports Network 1st Team Walter Camp 1st Team
2006	Tristan Burge	SS	AFCA 1st Team
2005	Clint Sellers	LB	AFCA 1st Team FB Gazette 1st Team
2002	Kevin Hill	OG	Walter Camp 1st Team Sports Network 1st Team FB Gazette 1st Team
	Nick Ricks	LB	AP 1st Team Sports Network 1st Team FB Gazette 1st Team
	Tony Romo	QB ..	Walter Payton 'Player of the Year' AP 1st Team AFCA 1st Team Walter Camp 1st Team Sports Network 1st Team
	J.R. Taylor	TB	AP 1st Team Walter Camp 1st Team Sports Network 1st Team FB Gazette 1st Team
1995	Tim Carver	LB	FB Gazette 1st Team
	Willie High	RB	FB Gazette 1st Team
1992	Dan Dee	DT	Walter Camp 1st Team Sports Network 1st Team
1990	Tim Lance	DB	AP 1st Team Sports Network 1st Team Walter Camp 1st Team
1989	John Jurkovic	DT	AP 1st Team Kodak/AFCA 1st Team Sports Network 1st Team
1988	John Jurkovic	DT	Sports Network 1st Team
1986	Roy Banks	WR	AP 1st Team Kodak/AFCA 1st Team
1984	Jerry Wright	WR	Kodak/AFCA 1st Team
1983	Robert Williams	FS	AP 1st Team Kodak/AFCA 1st Team
	Chris Nicholson	DT	AP 1st Team

1982	Bob Norris	OG	AP 1st Team
	Robert Williams	SS	Kodak/AFCA 1st Team
1981	Kevin Gray	FS	Kodak/AFCA 1st Team
1980	Pete Catan	DE	AP 1st Team Kodak/AFCA 1st Team
1979	Poke Cobb	RB	AP 1st Team Kodak-AFCA 1st Team
	Pete Catan	DE	AP 1st Team
1978	James Warring	WR	AP 1st Team Kodak/AFCA 1st Team
1976	Ted Petersen	C	AP 1st Team
1972	Nate Anderson	RB	Kodak/AFCA 1st Team

WALTER PAYTON AWARD VOTING

2018.....	Alexander Hollins	WR	21st
2013.....	Jimmy Garoppolo	QB	Winner
2013.....	Erik Lora	WR	7th
2012.....	Erik Lora	WR	4th
2012.....	Jimmy Garoppolo	QB	10th
2002.....	Tony Romo	QB	Winner
2001.....	Tony Romo	QB	10th
2000.....	Tony Romo	QB	11th
1994.....	Willie High	RB	15th
1990.....	Tim Lance	DB	3rd

BUCK BUCHANAN AWARD VOTING

2007.....	Donald Thomas	LB	19th
2003.....	Nick Ricks	LB	13th
2002.....	Nick Ricks	LB	9th

EDDIE ROBINSON COACH OF THE YEAR VOTING

2013.....	Dino Babers	2nd
2012.....	Dino Babers	3rd
2009.....	Bob Spoo	16th
2005.....	Bob Spoo	11th
2001.....	Bob Spoo	11th
2000.....	Bob Spoo	2nd

FCSADA NATIONAL AWARDS (STARTED IN 2013)

2013.....	Jimmy Garoppolo	National Offensive Player of the Year
		National QB of the Year
	Erik Lora	National WR of the Year

GAROPPOLO WINS 2013 WALTER PAYTON AWARD

PHILADELPHIA - Heads up, Tony Romo, there is another Eastern Illinois quarterback coming to the NFL.

And Jimmy Garoppolo is bringing his Walter Payton Award with him.

Monday night, Garoppolo became the second Payton Award winner from the Ohio Valley Conference school, following in Romo's footsteps, by outdistancing Eastern Washington quarterback Vernon Adams and Towson running back Terrance West in the voting for FCS outstanding player honors.

The 6-foot-3, 222-pound senior, perhaps the leading offensive candidate from the FCS for the 2014 NFL Draft, gained just over half of the first-place votes - 74 of 147 - and 576 points from a national panel of sports information and media relations directors, broadcasters, writers and other dignitaries. Adams was second with 446 points and West third with 370.

Garoppolo was spectacular during the regular season when Eastern Illinois went 11-1, won a second straight outright OVC championship and was ranked No. 2 in the nation, losing only to FBS member Northern Illinois by four points.

He ranked first in the FCS in passing yards (4,489), passing yards per game (374.1) and touchdown passes (48), second in total offense (377.9 yards per game) and points responsible for (25.8 per game), third in passing efficiency (170.6), and fourth in completions per game (26.7).

An easy choice for OVC offensive player of the year, Garoppolo threw for seven touchdowns against Illinois State and six against both Northern Illinois and UT Martin. He even caught a touchdown against Jacksonville State.

The native of Arlington Heights, Ill. continued to build on his many Eastern Illinois and OVC records throughout the FCS playoffs this month. He finished the Panthers' 12-2 season completing 375-of-568 pass attempts (66 percent) for 5,050 yards and 53 touchdowns with only nine interceptions.

"Jimmy has had the best season from a college quarterback that I have ever seen, with the exception of maybe Robert Griffin when he won the Heisman at Baylor," said EIU coach Dino Babers, in his second season since arriving from Baylor. "He is the engine that makes us go."

"I'm happy for Jimmy, his family and his teammates for all the success he has had on the field this season and these types of awards are rightly deserved."

Romo, the Dallas Cowboys' star signal caller, won the Payton Award in 2002.

Adams, a 6-foot, 190-pound redshirt sophomore from Pasadena, Calif., finished EWU's 10-2 regular season with 4,059 passing yards and a conference-record 46 touchdown passes. With another 491 yards and four touchdowns on the ground, the Big Sky Conference offensive player of the year led the FCS in total offensive yards per game (379.2) as well as passing efficiency rating (185.7).

Adams has taken Eastern Washington to two FCS playoff wins and into the national semifinals. Overall, he is 291-for-444 for 4,600 yards and 53 touchdowns with 14 interceptions. He's raised his rushing yards to 540.

West, a 5-11, 223-pound junior from Baltimore, led the FCS in rushing yards (1,875) and scoring (31 touchdowns) during Towson's 10-2 regular season. The CAA Football offensive player of the year averaged 6.2 yards on a workhorse 301 carries.

Towson has won two playoff games and West will next square off with Adams in the national semifinals. After rushing for a playoff-record 354 yards against Eastern Illinois in the quarterfinals, West's amazing season totals are 364 carries for 2,295 yards as well as 39 total touchdowns, which ties the FCS single-season record.

The three Payton Award finalists were feted at The Sports Network's FCS Awards Banquet and Presentation along with the winners of the Buck Buchanan Award (Montana State defensive end Brad Daly, FCS outstanding defensive player), Jerry Rice Award (Eastern Washington wide receiver Cooper Kupp, FCS freshman of the year) and Eddie Robinson Award (North Dakota State's Craig Bohl, FCS coach of the year).

Jarrett Payton, son of the late Walter Payton, who enjoyed his Hall of Fame career with the Chicago Bears, presented the 27th Payton Award at the national banquet.

Story reprinted and updated from original article in December 2013

CAREER STATISTICS FOR JIMMY GAROPPOLO

YEAR	G/GS	A-C-INT	PCT.	YARDS	TD	LONG	YDS/G	EFFIC.
2010	8/8	211-124-13	58.8	1639	14	81	204.9	133.6
2011	11/11	349-217-14	62.2	2644	20	72	240.4	136.7
2012	12/12	540-331-15	61.3	3823	31	74	318.6	134.2
2013	14/14	568-375-9	66.0	5050	53	86	360.7	168.3
TOTALS	45/45	1668-1047-51	62.8	13156	118	86	292.4	146.3



Top: Jimmy Garoppolo in action during the 2013 season as he won the Walter Payton Award.
Middle: Garoppolo and mother Denise at NFL Draft in New York City - May 2014.
Bottom: Garoppolo accepting the 2013 Walter Payton Award at ceremony in Philadelphia, Pa.

Romo Wins 2002 Walter Payton Award

CHATTANOOGA, Tenn. - Eastern Illinois quarterback Tony Romo was named the 16th winner of the Walter Payton Award at the Division I-AA College Football Awards, on the eve of the 2002 national championship game.

The award is given annually to the most outstanding college football player on the Division I-AA level was established in 1987 by The Sports Network.

The senior passed for 3,165 yards and 34 touchdowns in 2002, completing 258 of 407 passes (63.4 percent) in leading Eastern Illinois to an 8-3 record, the Ohio Valley Conference co-title, and a I-AA playoff berth.

Romo headed one of the most prolific offenses in the nation during the 2002 season, as the Panthers averaged 37.7 points per game despite the presence of two I-A opponents and no sub-I-AA competition on its '02 slate. The Burlington, WI native finished his career with 85 touchdown passes, shattering the previous school mark of 75 held by current New Orleans Saints head coach Sean Payton.


"Walter Payton exemplified what dedication and commitment can accomplish," said Eastern Illinois coach Bob Spoo. "Tony is a classic example of what can be achieved by following Payton's qualities. Tony earned the respect of his teammates by his work ethic. No matter how much individual success he achieved, he still was one of the hardest working players right up to his final collegiate game. That work ethic and leadership resulted in his teammates expecting to succeed. Tony is a quality young man who led his team to victories."

Romo began his 2002 campaign by passing for 319 yards and four touchdowns against I-A Hawaii, and followed that performance by completing 23 of 35 passes against Big 12 power Kansas State. In OVC play, Romo retained his form, completing 28 of 38 for 373 yards and four touchdowns in a win over Tennessee Tech, and came back the next week with 359 yards and two touchdowns against Eastern Kentucky. In the latter game, Romo made perhaps the biggest rush of his career, bolting for an eight-yard touchdown as time expired to give EIU a 25-24 win. The 6-3, 224-pounder wouldn't slow down after that, throwing for a combined 919 yards and 11 touchdowns against league foes Southeast Missouri, Tennessee State and Murray State. For his efforts, Romo was named OVC Offensive Player of the Year, becoming the first player in league history to win three straight such honors.

Romo was the seventh quarterback to win the Payton Award, and the first since Montana's Dave Dickenson in 1995. The senior became the first player from the Ohio Valley Conference to win the Payton, and only the second from the league to capture a major I-AA Award. Murray State's Houston Nutt, now the head coach at Mississippi, won the Eddie Robinson Award in 1995.

Romo received 24 first-place votes and 268 points from the panel of 109 I-AA sports information directors and selected media. Following Romo in the voting were Villanova quarterback Brett Gordon, who earned 18 first-place votes and 245 total points, and Grambling State's Bruce Eugene, who had 21 first-place votes and 234 total points.

Story reprinted and updated from original article in December 2002.



CAREER STATISTICS FOR TONY ROMO

YEAR	G/GS	A-C-INT	PCT.	YARDS	TD	LONG	YDS/G	EFFIC.
1999	3/2	49-24-2	49.0	396	3	47	132.0	128.9
2000	11/11	278-164-12	59.0	2583	27	98	234.8	160.5
2001	10/10	207-138-6	66.7	2068	21	80	206.8	178.3
2002	12/12	407-258-16	63.4	3165	34	71	263.8	148.4
TOTALS	36/35	941-584-36	62.1	8212	85	98	228.1	157.5

Top: Tony Romo in action during the 2002 season as he won the Walter Payton Award.
 Middle: Romo in action with the Dallas Cowboys during his 2006 Pro Bowl season.
 Bottom: Romo accepting 2002 Walter Payton Award at ceremony in Chattanooga, Tenn.

NCAA FOOTBALL CHAMPIONSHIP SUBDIVISION ALL-AMERICANS (formerly I-AA)

2018	Alexander Hollins WR Phil Steele 1st Team Stats FCS 2nd Hero Sports 3rd Edwyn Brown DB Freshman All-American Eliki Tanuvasa C Freshman All-American	2004	Marcus Lorick DT Sports Network 2nd Team
2017	Mark Williams DB Freshman All-American	2002	Tony Romo QB WALTER PAYTON 'PLAYER OF THE YEAR' AP 1st Team AFCA 1st Team Walter Camp 1st Team Sports Network 1st Team FB Gazette Second Team Nick Eller TE Sports Network 2nd Team AP 3rd Team Kevin Hill OG Walter Camp 1st Team Sports Network 1st Team FB Gazette 1st Team Andre Raymond TB FB Gazette HM Nick Ricks LB AP 1st Team Sports Network 1st Team FB Gazette 1st Team J.R. Taylor TB AP 1st Team Walter Camp 1st Team Sports Network 1st Team FB Gazette 1st Team
2015	Dino Fanti DT AFCA 1st Team Stats FCS 2nd AP 3rd Team	2001	Fred Miller LB FB Gazette 2nd Team Nick Ricks LB Sports Network 2nd Team AP 3rd Team Tony Romo QB AP 3rd Team FB Gazette HM
2014	Collin Seibert OG Sports Network 1st Team AFCA 1st Team AP 1st Team Walter Camp 1st Team Adam Drake WR Sports Network 2nd Team AP 3rd Team	2000	Tony Romo QB FB Gazette HM Kourtney Young CB AP 3rd Team
2013	Jimmy Garoppolo QB WALTER PAYTON 'PLAYER OF THE YEAR' FCSADA NATIONAL OFFENSIVE PLAYER AP 1st Team AFCA 1st Team Walter Camp 1st Team Sports Network 1st Team Erik Lora WR AFCA 1st Team AP 1st Team Sports Network 1st Team Walter Camp 1st Team Collin Seibert OG Sports Network 1st Team AP 3rd Team Dominic Pagliara OT AP 3rd Team Adam Drake WR Sports Network 3rd Team Jeff LePak TE Sports Network 3rd Team Jimmy Lowery OT Freshman All-American	1998	Ryan Shuff OG AP 3rd Team
2012	Erik Lora WR AFCA 1st Team AP 1st Team Sports Network 1st Team Walter Camp 1st Team	1997	Chris Dunkle C AP 2nd Team Sports Network 3rd Team Thomas Williams LB Sports Network 3rd Team
2009	Chaz Millard C Sports Network 3rd Team	1995	Tim Carver LB AP 2nd Team FB Gazette 1st Team Sports Network 2nd Team Chris Anderson C AP 3rd Team Willie High RB FB Gazette 1st Team
2008	Pierre Walters DE AP 2nd Team Sports Network HM Chaz Millard OG Sports Network HM	1994	Ray McElroy DB AP 3rd Team Tim Carver LB AP 3rd Team
2007	Pierre Walters DE AP 3rd Team Drew Cairo-Gross C Sports Network HM Kevin Cook P Sports Network HM Chaz Millard OG Sports Network HM Anthony Rubican OT Sports Network HM Micah Rucker WR Sports Network HM Donald Thomas LB Sports Network HM	1992	Dan Dee DT Walter Camp 1st Team AP 2nd Team Sports Network 1st Team FB Gazette 2nd Team Brad Fichtel C AP 2nd Team
2006	Tristan Burge SS AFCA 1st Team AP 3rd Team Sports Network 3rd Team Jon Rueter OG AP 2nd Team Donald Thomas LB Sports Network 2nd Team Micah Rucker WR Sports Network 3rd Team	1991	Brad Fichtel C Sports Network 2nd Team
2005	Tristan Burge SS Sports Network 2nd Team FB Gazette 2nd Team Clint Sellers LB AFCA 1st Team FB Gazette 1st Team Sports Network 2nd Team AP 3rd Team Lucius Seymour LB FB Gazette 3rd Team	1990	Tim Lance DB AP 1st Team Sports Network 1st Team Walter Camp 1st Team Kent McIntyre DT Sports Network 2nd Team
		1989	John Jurkovic DT AP 1st Team Kodak/AFCA 1st Team Sports Network 1st Team Tim Lance DB AP 3rd Team

NCAA FOOTBALL CHAMPIONSHIP SUBDIVISION ALL-AMERICANS (formerly I-AA)

1988	John Jurkovic DT Sports Network 1st Team AP HM Daryl Holcombe DB AP HM Dave Popp OT AP HM Jeff Rolson DT AP HM Scott Johnson DB AP HM	1983	Robert Williams FS AP 1st Team Kodak/AFCA 1st Team Chris Nicholson DT AP 1st Team Alvin McMurray OT AP 3rd Team Kevin Staple RB AP Honorable Mention Tyrone Covington LB AP Honorable Mention Jerry Wright WR AP Honorable Mention
1987	DuWayne Pitts RB AP HM Rich Ehmke PK AP HM Ralph Stewart WR AP HM Daryl Holcombe CB AP HM	1982	Bob Norris OG AP 1st Team Robert Williams SS Kodak/AFCA 1st Team AP 2nd Team Jeff Christensen QB The Sporting News HM AP Honorable Mention Greg Duncan DE AP 2nd Team Kevin Staple RB AP Honorable Mention Keith Wojnowski DE AP Honorable Mention
1986	Roy Banks WR AP 1st Team Kodak/AFCA 1st Team Football News HM Sean Payton QB AP HM Football News HM Calvin Pierce WR Football News 2nd Team AP HM John Jurkovic DT AP HM Football News HM	1981	Kevin Gray FS Kodak/AFCA 1st Team AP Honorable Mention Rob Mehalic TE AP Honorable Mention Roger Holoman WR AP Honorable Mention Scott Gilleland C AP Honorable Mention Bob Norris OG AP Honorable Mention Keith Wojnowski DE AP Honorable Mention Tom Murray LB AP Honorable Mention Ira Jefferson LB AP Honorable Mention Wilbert James CB AP Honorable Mention Don Manzke P AP Honorable Mention
1985	Roy Banks WR AP HM Tom Moskal DT AP HM Sean Payton QB AP HM Calvin Pierce WR AP HM		
1984	Jerry Wright WR Kodak/AFCA 1st Team AP 3rd Team Roy Banks WR AP HM Tyrone Covington LB AP HM Sean Payton QB AP HM		

ALL-STAR GAME PARTICIPANTS

2018.....	Isaiah Johnson RB Spiral FCS Bowl
2018.....	Josh Doyle OL FCS Scout Bowl
2017.....	Devin Church RB Gridiron Classic
2015.....	Collin Seibert OL Conquistador Bowl
2014.....	Jimmy Garoppolo QB Senior Bowl East-West Shrine Game
2014.....	Erik Lora WR East-West Shrine Game
2009.....	Chris Campbell OT Texas vs. The Nation
2008.....	Pierre Walters DE Texas vs. The Nation
2006.....	Jon Rueter OL Magnolia Grid-iron Classic
1997.....	Thomas Williams LB Blue-Gray Classic
1995.....	Aaron Hill OL National All-Star Game
1994.....	Ray McElroy DB Blue-Gray Classic Duane Conway OL Blue-Gray Classic
1991.....	Tim Lance DB Blue-Gray Classic
1990.....	John Jurkovic DT Blue-Gray Classic King All Star Game

* indicates year game was played

ACADEMIC ALL-AMERICANS

2005	Tom Schofield P 2nd Team
1995	Tim Carver LB 1st Team Chris Anderson C 2nd Team
1994	Tim Carver LB 2nd Team
1989	Eric Arnold QB 2nd Team

NCAA DIVISION II ALL-AMERICANS

1980.....	Pete Catan DE AP 1st Team Kodak/AFCA 1st Team Randy Melvin DT AP 2nd Team Kevin Gray FS AP 2nd Team Scott McGhee WR AP 3rd Team
1979.....	Poke Cobb RB AP 1st Team Kodak-AFCA 1st Team Pete Catan DE AP 1st Team Jack Lafferty C AP Honorable Mention Randy Melvin DT AP Honorable Mention
1978.....	James Warring WR AP 1st Team Kodak/AFCA 1st Team Poke Cobb RB AP 2nd Team Pete Catan DE AP Honorable Mention
1976.....	Ted Petersen C AP 1st Team Wayne Ramsey DL AP Honorable Mention
1974.....	Alex Russell DT AP Honorable Mention
1973.....	Nate Anderson RB AP 3rd Team
1972.....	Nate Anderson RB Kodak/AFCA 1st Team AP Honorable Mention

LITTLE ALL-AMERICAN

1940.....	Bill Glenn QB 2nd Team
-----------	------------------------------------

ALL-OHIO VALLEY CONFERENCE SELECTIONS ... 1996-PRESENT

2018	Alexander Hollins	WR	First Team	2011	Von Wise	TE	Second Team
	Isaiah Johnson	RB	Second Team		Artavious Dowdell	DE	Second Team
	James Sheehan	TE	Second Team		Cory Leman	LB	Second Team
	Levi Watson	DL	Second Team		Eric Zink	OL	Second Team
	Nick Bruno	K	Second Team	2010	Spyros Bazigos	DT	First Team
	Nick Bruno	P	Second Team		Kevin Cook	P	First Team
	Johnathan Brantley	QB	All-Newcomer Team		Nick Nasti	LB	First Team
2017	Austin Askin	OL	First Team		CJ James	DB	Second Team
	Isaiah Johnson	RB	Second Team		Jimmy Garoppolo	QB	All-Newcomer Team
	Louis Vailopa	C	Second Team	2009	Bob Spoo		"Coach of the Year"
	David Johnson	DL	Second Team		Chaz Millard	C	First Team
	Nick Horne	LB	Second Team		Trevor Frericks	DT	First Team
	Bradley Dewberry	SAF	Second Team		CJ James	DB	First Team
	Alexander Hollins	WR	All-Newcomer Team		Austin Signor	K	First Team
2016	Devin Church	RB	First Team		Jake Christensen	QB	Second Team
	Seth McDonald	LB	First Team		Mon Williams	RB	Second Team
	Evan Kanz	OL	Second Team		Chris Campbell	OT	Second Team
	David Johnson	DL	Second Team		Willie Henderson	OG	Second Team
	David Johnson	DL	All-Newcomer Team		Perry Burge	DE	Second Team
	Mitch Kimble	QB	All-Newcomer Team		Rashad Haynes	DB	Second Team
2015	Dino Fanti	DT	Defensive "Player of the Year"	2008	Travorus Bess	RB	First Team
	Kamu Grugier-Hill	LB	First Team		Chaz Millard	OG	First Team
	Jourdan Wickliffe	DB	First Team		Pierre Walters	DE	First Team
	Jimmy Lowery	OL	Second Team		Donovan Johnson	DE	Second Team
	Devin Church	RB	Second Team		Jeff Sobol	DT	Second Team
	Dylan Chatman	DB	Second Team	2007	Ademola Adeniji	RB	First Team
	Devin Church	RB	All-Newcomer Team		Chaz Millard	OG	First Team
	Dylan Chatman	DB	All-Newcomer Team		Anthony Rubican	OT	First Team
2014	Adam Drake	WR	First Team		Micah Rucker	WR	First Team
	Jeff LePak	TE	First Team		Donald Thomas	LB	First Team
	Collin Seibert	OG	First Team		Pierre Walters	DE	First Team
	Kamu Grugier-Hill	LB	First Team		Drew Cairo-Gross	C	Second Team
	Jourdan Wickliffe	DB	First Team		Kevin Cook	P	Second Team
	Jalen Whitlow	QB	Second Team		Rashad Haynes	DB	Second Team
	Nick Borre	C	Second Team		Ke'Andre Sams	DB	Second Team
	Evan Kanz	OT	Second Team		Kevin Mahoney	OL	All-Newcomer Team
	Dino Fanti	DT	Second Team	2006	Donald Thomas	LB	Defensive "Player of the Year"
	Robert Haynes	LB	Second Team		Vincent Webb	RB	Offensive "Player of the Year"
	Jalen Whitlow	QB	All-Newcomer Team		Tristan Burge	SS	First Team
	Nick Bruno	K	All-Newcomer Team		Micah Rucker	WR	First Team
2013	Dino Babers		Coach of the Year		Jon Rueter	OG	First Team
	Jimmy Garoppolo	QB	Offensive "Player of the Year"		Anthony Rubican	OT	First Team
	Nick Beard	DB	First Team		Lucius Seymour	LB	First Team
	Jeff LePak	TE	First Team		Eric Johnson	OT	Second Team
	Shepard Little	RB	First Team		Adam Parsill	TE	Second Team
	Erik Lora	WR	First Team		Pierre Walters	DE	Second Team
	Dominic Pagliara	OT	First Team		Jeff Sobol	DT	All-Newcomer Team
	Collin Seibert	OG	First Team		Cole Stinson	QB	All-Newcomer Team
	Pat Wertz	DL	First Team	2005	Bob Spoo		"Coach of the Year"
	Jourdan Wickliffe	DB	First Team		Clint Sellers	LB	Defensive "Player of the Year"
	Nick Borre	C	Second Team		Tristan Burge	SS	First Team
	Adam Drake	WR	Second Team		Eric Johnson	OT	First Team
	Taylor Duncan	RB	Second Team		Jon Rueter	OG	First Team
	Dino Fanti	DL	Second Team		Anthony Rubican	OT	Second Team
	Robert Haynes	LB	Second Team		Lucius Seymour	LB	Second Team
	Shepard Little	RS	Second Team		Vincent Webb	RB	Second Team
	Jeff LePak	TE	All-Newcomer		Zach Yates	PK	All-Newcomer Team
	Shepard Little	RB	All-Newcomer Team	2004	Jamarr Day	LB	First Team
	Jimmy Lowery	OT	All-Newcomer Team		Marcus Lorick	DL	First Team
2012	Dino Babers		Coach of the Year		Ryan Voss	WR	First Team
	Erik Lora	WR	Offensive Player of the Year		Ben Brown	DB	Second Team
	Nick Beard	DB	First Team		Kory Lothe	DL	Second Team
	Cameron Berra	K	First Team		Pascal Matla	C	Second Team
	Artavious Dowdell	DL	First Team		Matt Schabert	QB	Second Team
	Collin Seibert	OG	First Team		Steve Sobolewski	OG	Second Team
	Jimmy Garoppolo	QB	Second Team	2003	Frank Castanoli	OT	First Team
	Sam Hendricks	TE	Second Team		Nick Ricks	LB	First Team
	Roosevelt Holliday	DL	Second Team		Nick Eller	TE	Second Team
	Kevin Kapellas	C	Second Team		Marcus Lorick	DL	Second Team
	Jake Walker	RB	Second Team		Kory Lothe	DL	Second Team
	Pat Wertz	DL	Second Team		Fred Miller	LB	Second Team
	LeQuince McCall	LB	All-Newcomer Team				

ALL-OHIO VALLEY CONFERENCE SELECTIONS ... 1996-PRESENT

2002	Tony Romo	QB	Offensive "Player of the Year"	1997	Chris Dunkle	C	First Team
	Nick Ricks	LB	Defensive "Player of the Year"		Chris Watson	CB	First Team
	Mike Bujnak	OT	First Team		Pete Wilkes	OG	First Team
	Nick Eller	TE	First Team		Thomas Williams	LB	First Team
	Kevin Hill	OG	First Team		Justin Lynch	TB	Second Team
	Andre Raymond	KR	First Team		Antwan Perry	CB	Second Team
	Scott Sholl	C	First Team		Mike Simpson	QB	Second Team
	J.R. Taylor	RB	First Team		Rodney Wilson	LB	Second Team
	Clint Alexander	DL	Second Team		Ethan Banning	DL	Honorable Mention
	Frank Castagnoli	OT	Second Team		Seth Willingham	TE	Honorable Mention
	Obinno Coley	DB	Second Team	1996	Lemont Clark	OG	First Team
	Fred Miller	LB	Second Team		Travis Hunerburg	OT	First Team
	Andre Raymond	WR	Second Team		Chris Westenberger	C	First Team
	Chris Rosenlund	OG	Second Team		Shawn Denzer	P	Second Team
2001	Bob Spoo		"Coach of the Year"		Justin Lynch	RB	Second Team
	Tony Romo	QB	Offensive "Player of the Year"		John Moyer	DL	Second Team
	Bill Besenhofer	P/K	First Team		Hasheem Rasheed	DB	Second Team
	Mike Bujnak	OT	First Team		Bob Rosenstiel	TE	Second Team
	Kevin Hill	OG	First Team		Mike Simpson	QB	Second Team
	Fred Miller	LB	First Team		Chris Watson	KR/PR	Second Team
	Nick Ricks	LB	First Team		Rodney Wilson	LB	Second Team
	J.R. Taylor	TB	First Team				
	Kourtney Young	DB	First Team				
	Frank Cutolo	WR	Second Team				
	Scotty Gilkey	TE	Second Team				
	Andre Raymond	TB	Second Team				
	Scott Sholl	C	Second Team				
	Brad Metzger	DT	Honorable Mention				
	Gonzalo Segovia	DE	Honorable Mention				
2000	Tony Romo	QB	Offensive "Player of the Year"				
	Mike Carlin	DL	First Team				
	Dan Fellows	OT	First Team				
	Matt Gehrig	OG	First Team				
	Nathan Kreke	TE	First Team				
	Kourtney Young	DB	First Team				
	Frank Cutolo	WR	Second Team				
	Nick Ricks	LB	Second Team				
	Bill Besenhofer	K	Honorable Mention				
	Gonzalo Segovia	DL	Honorable Mention				
	John Williams	DB	Honorable Mention				
1999	John Williams	DB	First Team				
	Anthony Buich	QB	Second Team				
	Bill Besenhofer	P	Second Team				
	Frank Cutolo	DL	Honorable Mention				
	Steve Marcinkowski	DL	Honorable Mention				
1998	Justin Lynch	TB	First Team				
	Ryan Shuff	OG	First Team				
	Antwan Perry	S	First Team				
	Seth Willingham	TE	First Team				
	Steffan Nicholson	CB	Second Team				
	Reggie Scott	DT	Second Team				
	Jerrell Smith	OT	Second Team				
	Fred Baker	TE	Honorable Mention				
	Lance Lohrenz	LB	Honorable Mention				
	Chris Watson	CB	Honorable Mention				

ALL-GATEWAY CONFERENCE SELECTIONS ... 1986-1995

1995	Tim Carver.....LB.....	Defensive "Player of the Year"	1990	Tim Lance.....DB.....	Defensive "Player of the Year"
	Willie High.....RB.....	1st Team		Brian Pindar.....P.....	1st Team
	Chris Anderson.....C.....	1st Team		Jamie Jones.....RB.....	2nd Team
	Brian McGavock.....DT.....	2nd Team		Brad Fichtel.....OG.....	2nd Team
	James Dorsey.....CB.....	2nd Team		Kent McIntyre.....DT.....	2nd Team
	Pete Mauch.....QB.....	2nd Team		Tod Schwager.....C.....	Honorable Mention
	Steve Largent.....K.....	Honorable Mention		Jeff Oetting.....DE.....	Honorable Mention
	Charlie Roche.....TE.....	Honorable Mention		John Noll.....LB.....	Honorable Mention
	Chris Hicks.....RB.....	Honorable Mention	1989	John Jurkovic.....DT.....	Defensive "Player of the Year"
	Curtis Price.....DE.....	Honorable Mention		Eric Thorsen.....OG.....	1st Team
1994	Tim Carver.....LB.....	1st Team		Brent Fischer.....OT.....	1st Team
	Willie High.....RB.....	1st Team		Jeff Mills.....LB.....	1st Team
	Kevin Zeng.....DE.....	1st Team		Daryl Holcombe.....DB.....	1st Team
	Ray McElroy.....DE.....	1st Team		Tim Lance.....DB.....	1st Team
	Greg Jensik.....WR.....	2nd Team		Eric Arnold.....QB.....	2nd Team
	Mike Richart.....OT.....	2nd Team		Jamie Jones.....RB.....	2nd Team
	Pete Mauch.....QB.....	Honorable Mention		Tim Moore.....TE.....	2nd Team
	Chris Wilkerson.....DT.....	Honorable Mention		R. L. Reynolds.....CB.....	2nd Team
	Mike Miller.....LB.....	Honorable Mention		Jason Cook.....WR.....	Honorable Mention
1993	Demetrius Lane.....DT.....	1st Team	1988	John Jurkovic.....DT.....	Defensive "Player of the Year"
	Willie High.....RB.....	1st Team		Dave Popp.....OT.....	1st Team
	Ray McElroy.....CB.....	1st Team		Jeff Rolson.....DE.....	1st Team
	Steve Largent.....PK.....	2nd Team		Scott Johnson.....DB.....	1st Team
	Kevin Zeng.....DE.....	2nd Team		Ralph Stewart.....WR.....	2nd Team
	Tim Carver.....LB.....	2nd Team		Jeff Mills.....LB.....	2nd Team
	Duane Conway.....C.....	Honorable Mention		Daryl Holcombe.....DB.....	2nd Team
	Greg Jensik.....WR.....	Honorable Mention		Sean O'Brien.....C.....	Honorable Mention
	Don Mensik.....OG.....	Honorable Mention	1987	DuWayne Pitts.....RB.....	1st Team
1992	Brad Fichtel.....C.....	1st Team		Ralph Stewart.....WR.....	1st Team
	Dan Dee.....DT.....	1st Team		Rich Ehmke.....PK.....	1st Team
	Ray McElroy.....CB.....	1st Team		Daryl Holcombe.....CB.....	1st Team
	Shavez Hawkins.....SS.....	2nd Team		Sean O'Brien.....C.....	2nd Team
	John Vakos.....DT.....	2nd Team		Jeff Rolson.....DE.....	2nd Team
	Jeff Thorne.....QB.....	Honorable Mention		Carl Parker.....DT.....	2nd Team
	Mike Rummell.....WR.....	Honorable Mention		R. L. Reynolds.....DE.....	2nd Team
	Jason Caldwell.....P.....	Honorable Mention		Steve Tillotson.....P.....	2nd Team
1991	Brian Pindar.....P.....	1st Team	1986	Dave Popp.....OT.....	Honorable Mention
	Jamie Jones.....RB.....	1st Team		Jim Miteff.....OH.....	Honorable Mention
	Tim Gleason.....OG.....	1st Team		Sean Payton.....QB.....	Offensive "Player of the Year"
	Kent McIntyre.....DT.....	1st Team		Roy Banks.....WR.....	1st Team
	Tony Farrell.....S.....	1st Team		Calvin Pierce.....WR.....	1st Team
	Jeff Thorne.....QB.....	2nd Team		John Jurkovic.....DT.....	1st Team
	Tim Moore.....TE.....	2nd Team		James Marable.....RB.....	2nd Team
	Brad Fichtel.....C.....	Honorable Mention		Steve Bonnes.....OT.....	2nd Team
	Brian Callahan.....OG.....	Honorable Mention		Rich Ehmke.....PK.....	2nd Team
	Dan Dee.....DT.....	Honorable Mention		Aaron Thomas.....DT.....	2nd Team
				Bob Bronaugh.....DB.....	2nd Team
				R. L. Reynolds.....DB.....	2nd Team

#RUNNWITHUS

#EUIBLEEDBLUE

2019 EASTERN ILLINOIS PANTHER FOOTBALL

OHIO VALLEY CONFERENCE RECORDS

GAME RECORDS

Completion Pct..... Tony Romo, 1.000 (16-16) ...2001 vs. Indiana State
 Receptions Erik Lora, 21.....2012 vs. Murray State
 Punt Return TD Frank Cutolo, 22000 vs. KY Wesleyan

SEASON RECORDS

Total Offense Jimmy Garoppolo5,112 yards (2013)
 Pass Completions Jimmy Garoppolo375 (2013)
 Passing Yards Jimmy Garoppolo5,050 yards (2013)
 Passing Touchdowns .. Jimmy Garoppolo53 (2013)
Receptions Erik Lora136 (2012) FCS Record
 Receiving Yards Erik Lora1,664 yards (2012)
 TD Receptions Erik Lora19 (2013)
Extra Points Cameron Berra77 (2013) FCS Record

CAREER RECORDS

Total Offense Jimmy Garoppolo13,089 yards (2010-13)
 Pass Completions Jimmy Garoppolo1,047 (2010-13)
 Passing Yards Jimmy Garoppolo13,156 yards (2010-13)
 Passing Touchdowns .. Jimmy Garoppolo118 (2010-13)
 Completion Pct..... Mike Simpson67.1 (331-493) (1996-97)
 Receptions Erik Lora332 (2009-13)
 Receiving Yards Erik Lora4,006 yards (2009-13)
 TD Receptions Erik Lora35 (2009-13)
 Extra Points Cameron Berra172 (2010-13)

TEAM GAME RECORDS

Plays 112 vs. UT Martin (2013)
Combined Plays 210 vs. Murray State (2012) - FCS Record
 Punt Return Yards 190 vs. Tennessee Tech (2013)

TEAM SEASON RECORDS

Points 675 (2013)
 Touchdowns 95 (2013)
 Extra Points 78 (2013)
 Passing Touchdowns .. 395 (2013)
 Most Plays 1,219 (2013)
 Yards Per Game 589.5 (2013)
 Passing Yards 5,213 (2013)
 Passing Yards Avg. 372.4 (2013)

FCS RECORDS

GAME RECORDS

Fewest Yards Allowed -12 (Nov. 13, 1982 vs. Kentucky Wesleyan)
 Combined Plays 210 (Sept. 22, 2012 vs. Murray State)

SEASON RECORDS

Receptions Erik Lora136 (2012) FCS Record
 Extra Points Cameron Berra77 (2013) FCS Record

MISC. RECORDS

Combined Reception Total (2 Receivers Same Team)
208 (2013, Erik Lora - 123, Adam Drake - 85)
 Combined Yards Gained (2 Receivers Same Team)
5,806 yards (1983-86, Roy Banks - 3,177, Calvin Pierce - 2,629)

FCS PLAYOFF RECORDS

GAME RECORDS

Receptions Erik Lora, 18 vs. Towson (Dec. 13, 2013)

TOTAL OFFENSE:

1 ... 8,2532013
 2 ... 5,7612014
 3 ... 5,6512012
 4 ... 5,4312002
 5 ... 4,9822000

RUSHING YARDAGE:

1 ... 3,0402013
 2 ... 2,8821976
 3 ... 2,8362014
 4 ... 2,7811978
 5 ... 2,7391996

RUSHING ATTEMPTS:

1 ... 6112013
 2 ... 6001976
 3 ... 5891996
 4 ... 5811995
 5 ... 5711975

PASSING YARDAGE:

1 ... 5,2132013
 2 ... 4,0711984
 3 ... 4,0192012
 4 ... 3,5871986
 5 ... 3,4022018

PASSING ATTEMPTS:

1 ... 6082013
 2 ... 5542012
 3 ... 5192018
 4 ... 5031985
 5 ... 5031986

PASSES COMPLETED:

1 ... 3952013
 2 ... 3412012
 3 ... 3222018
 4 ... 2881984
 5 ... 2632002

TOUCHDOWNS:

1 ... 952013
 2 ... 612002
 3 ... 582012
 4 ... 582000
 5 ... 541986

TOUCHDOWN PASSES:

1 ... 552013
 2 ... 342012
 ... 342002
 4 ... 291984
 5 ... 281980

TOUCHDOWNS RUSHING:

1 ... 352013
 2 ... 301996
 3 ... 292007
 4 ... 272014
 ... 271986
 6 ... 252002 / 2001 / 1979

POINTS SCORED:

1 ... 675 (48.2 ppg)2013
 2 ... 438 (36.5 ppg)2012
 3 ... 430 (39.1 ppg)2000
 4 ... 424 (38.5 ppg)2002
 5 ... 409 (37.1 ppg)1986
 6 ... 383 (34.8 ppg)1978

FIELD GOALS MADE:

1 ... 16 (of 26)1995
 2 ... 15 (of 21)2008
 ... 15 (of 26)1987
 4 ... 14 (of 16)2014
 ... 14 (of 22)2009
 ... 14 (of 27)1983

POINT AFTER ATTEMPTS MADE:

1 ... 78 (of 91)2013
 2 ... 49 (of 50)2000
 3 ... 48 (of 52)2012
 4 ... 47 (of 50)1986
 ... 47 (of 50)1978

QUARTERBACK SACKS:

1 ... 711982
 2 ... 521979
 3 ... 451981
 4 ... 441980
 5 ... 421986

TACKLES FOR LOSS:

1 ... 1112002
 2 ... 1042000
 3 ... 1011978
 4 ... 992013
 5 ... 922008
 6 ... 852012

INTERCEPTIONS:

1 ... 311980
 2 ... 251971
 3 ... 241983
 4 ... 221986
 5 ... 5 teams tied with 20 last2005

FUMBLES RECOVERED:

1 ... 232013
 2 ... 212005
 ... 211980
 ... 211978
 5 ... 202003

TURNOVERS FORCED:

1 ... 521980
 2 ... 412005
 ... 411978
 4 ... 401986
 5 ... 382013
 ... 381982

INTERCEPTION RETURN FOR TD:

1 ... 41980, 1984 & 2005

FUMBLE RETURN FOR TD:

1 ... 42005

BLOCKED KICKS:

1 ... 121988

PUNT RETURN FOR TD:

1 ... 31988, 2000 & 2013

KICK RETURN FOR TD:

1 ... 113 seasons

CONSECUTIVE PASSES WITHOUT AN INTERCEPTION:

1 ... 2182007

TEAM TURNOVERS:

1 ... 561981

TOTAL OFFENSE:

739.....	vs. Illinois State	Sept. 14, 2013
704.....	at UT Martin	Nov. 23, 2013
683.....	vs. Winona State	Nov. 1, 1986
676.....	vs. Saginaw State	Sept. 21, 1985
671.....	vs. Austin Peay	Sept. 29, 2012
665.....	vs. Southeast Missouri	Oct. 19, 2013
656.....	vs. Illinois-Chicago	Sept. 27, 1969
654.....	vs. Murray State	Nov. 8, 2014
643.....	vs. Murray State	Oct. 6, 2018
641.....	vs. Austin Peay	Sept. 24, 2016

RUSHING YARDAGE:

413.....	vs. Austin Peay	Sept. 20, 2014
413.....	vs. Jacksonville State	Nov. 16, 2013
398.....	vs. St. Joseph	Oct. 27, 1973
384.....	vs. Grand Valley State	Sept. 17, 1983
382.....	at UT Martin	Nov. 1, 2001
379.....	vs. Florida Atlantic	Nov. 16, 2002
378.....	vs. Northern Michigan	Oct. 20, 1979

RUSHING ATTEMPTS:

72.....	vs. Western Illinois	1976
---------	----------------------------	------

PASSING YARDAGE:

509.....	vs. Austin Peay	Sept. 29, 2012
509.....	vs. Saginaw Valley	Sept. 21, 1985
501.....	at UT Martin	Nov. 23, 2013
491.....	vs. Illinois State	Sept. 14, 2013
486.....	at Missouri State	Oct. 27, 1984
482.....	vs. Western Kentucky	Nov. 10, 1984

PASSING ATTEMPTS:

62.....	vs. Murray State	Sept. 22, 2012
61.....	at Jacksonville State	Oct. 13, 2018
61.....	vs. Murray State	Oct. 6, 2018
61.....	vs. Illinois State	Sept. 15, 2012
..... (5 other games with 58 attempts)		

PASSES COMPLETED:

40.....	vs. Murray State	Sept. 22, 2012
40.....	vs. Saginaw Valley	Sept. 21, 1985

TOUCHDOWNS:

12.....	vs. Merom Academy	1920
10.....	at UT Martin	Nov. 23, 2013
10.....	vs. Kentucky State	Nov. 13, 1982

TOUCHDOWN PASSES:

7.....	vs. Illinois State	Sept. 14, 2013
7.....	vs. Southern Illinois	2012
6.....	at UT Martin	Nov. 23, 2013
6.....	at Northern Illinois	Sept. 21, 2013
..... (3 other games with 6 TD passes)		

MOST EIU POINTS IN A QUARTER:

35.....	vs. Jacksonville State	Nov. 16, 2013
30.....	vs. Kentucky State	Nov. 13, 1982
30.....	vs. Central State	Sept. 26, 1981

MOST POINTS SCORED BY BOTH TEAMS:

105.....	at Illinois State	Sept. 15, 2012
..... (ISU 54, EIU 51 - 2OT)		
102.....	vs. Tennessee State	Nov. 2, 2002
..... (EIU 54; TSU 48)		

POINTS

82.....	Merom Academy	Nov. 18, 1920
73.....	Kentucky State	Nov. 13, 1982
70.....	at UT Martin	Nov. 23, 2013
69.....	Illinois College	1917
65.....	Austin Peay	Sept. 29, 2012
64.....	Winona State	Nov. 1, 1986
63.....	Austin Peay	Sept. 20, 2014
63.....	at Austin Peay	Oct. 10, 2013
62.....	Lock Haven	Aug. 31, 1991
60.....	at Wayne State	Nov. 9, 1968
60.....	Oakland City	Oct. 17, 1925

EIU LOWEST OFFENSIVE TOTAL:

76.....	at Youngstown State	Oct. 13, 1973
117.....	Illinois State	Sept. 16, 2017
120.....	Central Arkansas	Sept. 11, 2010
130.....	at Central Michigan	Oct. 25, 1969
138.....	at Northwestern	Sept. 12, 2015
138.....	Illinois State	Nov. 25, 2006
142.....	at McNeese State	Sept. 11, 1993
142.....	at San Jose State	Sept. 5, 1987
142.....	at Northern Iowa	Sept. 6, 1975

EIU FEWEST RUSHING YARDS:

-12.....	at Northern Iowa	Oct. 7, 1995
-6.....	Tennessee Tech	Sept. 17, 2011
-5.....	UT Martin	Oct. 22, 2011
-3.....	at San Jose State	Sept. 5, 1987
-3.....	at Toledo	Sept. 22, 1984
1.....	Illinois State	Oct. 6, 1984

EIU FEWEST PASSING YARDS:

-1.....	at Murray State (2-of-6) +.....	Nov. 16, 1974
0.....	Southeast Missouri *	Oct. 13, 2001
0.....	Truman State (0-of-9)	Sept. 10, 1977
5.....	at Central Missouri (2-of-7)	Oct. 4, 1975
10.....	at Truman State (1-of-4)	Sept. 11, 1976
10.....	Fairmount State (1-of-13)	Sept. 28, 1968
12.....	at Indiana State (2-of-11)	Nov. 18, 1995

* EIU did not attempt a pass in the game

+ EIU completed one pass for 5 yards and one pass for negative 6 yards in the game.

QUARTERBACK SACKS:

12.....	vs. Southwest Missouri	1986
12.....	vs. Kentucky State	1982

TURNOVERS:

8.....	vs. Youngstown State	1981
--------	----------------------------	------

TURNOVERS CAUSED:

13.....	vs. Northern Illinois	1940
9.....	vs. Northeast Missouri	1983
9.....	vs. Western Illinois	1980

EIU OVERTIME GAMES**DOUBLE OVERTIME**

+ Nov. 26, 1983	at Indiana State	L 13-16
Nov. 11, 2000	at Illinois State	L 41-44
Sept. 15, 2012	at Illinois State	L 51-54
Sept. 14, 2013	at Southern Illinois	W 40-37
Sept. 30, 2017	at Tennessee State	W 19-16
Oct. 14, 2017	at Murray State	W 27-24

OVERTIME

+ Nov. 27, 1982	vs. Jackson State	W 16-13
Sept. 11, 2004	vs. Indiana State	L 30-33
Nov. 6, 2004	at Tennessee Tech	L 37-40
Nov. 6, 2010	at Tennessee State	W 31-28
Sept. 22, 2012	vs. Murray State	W 50-49
Oct. 11, 2014	at Eastern Kentucky	L 33-36
Sept. 19, 2015	vs. Illinois State	L 31-34
Oct. 17, 2015	at Tennessee State	W 25-22
Nov. 4, 2017	vs. Eastern Kentucky	W 23-20
Oct. 20, 2018	vs. UT Martin	W 24-21

+ 1982 & 1983 games in FCS playoffs

MOST PLAYS IN A GAME:

112.....	at UT Martin	Nov. 23, 2013
106.....	at Illinois State	Sept. 15, 2012
104.....	vs. Murray State	Nov. 8, 2014

MOST PLAYS IN A GAME BY BOTH TEAMS:

210.....	vs. Murray State	2012
..... Murray State (110), EIU (100)		
..... * FCS Record		

OPPONENTS AGAINST EASTERN ILLINOIS**TOTAL OFFENSE:**

675.....	Tennessee State	Nov. 2, 2002
674.....	at Illinois State	Oct. 18, 1969
658.....	Murray State	Oct. 6, 2018
656.....	at Marshall	Sept. 12, 1992
631.....	at Western Michigan	Sept. 8, 2012
629.....	at San Diego State	Oct. 6, 2001
609.....	at Northern Illinois	Sept. 24, 1994

RUSHING YARDAGE:

490.....	at Central Michigan	Oct. 23, 1971
472.....	Towson	Dec. 13, 2013
468.....	at Illinois State	Oct. 18, 1969
449.....	Murray State	Oct. 6, 2018
434.....	at South Dakota State	Nov. 24, 2012
432.....	Eastern Michigan	Oct. 21, 1972
425.....	Southern Illinois	Nov. 7, 1987
420.....	Central Michigan	Oct. 24, 1970
418.....	at Northern Illinois	Sept. 24, 1994
411.....	at Southeast Missouri	Oct. 1, 2011

PASSING YARDAGE:

529.....	Hawai'i	Sept. 30, 2006
473.....	Illinois State	Sept. 15, 2012
453.....	Hawai'i	Aug. 31, 2002
452.....	Hawai'i	Sept. 11, 1999
444.....	Idaho	Nov. 25, 1989
435.....	Tennessee State	Nov. 2, 2002
423.....	Murray State	Sept. 22, 2012
419.....	Truman State (NEMO.)	Sept. 6, 1986

POINTS

74.....	Illinois Wesleyan	Sept. 30, 1921
63.....	at Kansas State	Sept. 14, 2002
63.....	at Marshall	Sept. 12, 1992
61.....	at Hawai'i	Aug. 31, 2002
61.....	Central Michigan	Nov. 2, 1957
61.....	Millikin	Nov. 1, 1941
60.....	Central Michigan	Oct. 2, 1954

LOWEST OFFENSIVE TOTAL:

-12.....	vs. Kentucky State	Nov. 13, 1982
47.....	Butler	Sept. 8, 1979
50.....	UT Martin	Sept. 25, 1996
61.....	California (Pa.)	Aug. 30, 2003
65.....	Central State (Ohio)	Sept. 26, 1981
66.....	Illinois State	Nov. 10, 1979

OPPONENT FEWEST RUSHING YARDS:

-67.....	Kentucky State	Nov. 13, 1982
-23.....	Eastern Kentucky	Nov. 18, 2000
-1.....	Southeast Missouri	Nov. 9, 1996
-1.....	Southern Illinois	Sept. 10, 1983
0.....	Northern Michigan	Nov. 1, 1980

OPPONENT FEWEST PASSING YARDS:

5.....	Central State (OH) (4-of-16)	Sept. 26, 1981
7.....	Youngstown State (1-of-12)	Dec. 2, 1978
10.....	Missouri State	Oct. 24, 1992
13.....	Northwestern (La.) State	Sept. 8, 1990
20.....	Butler	Sept. 8, 1979
20.....	Cameron (Okla.)	Oct. 15, 1977
22.....	Austin Peay	Nov. 2, 1996

INDIVIDUAL BESTS

TOTAL OFFENSE:

Sean Payton..... 507 vs. Saginaw Valley1985
 Jimmy Garoppolo... 501 vs. Austin Peay2012
 Sean Payton..... 498 vs. SW Missouri1984
 Jimmy Garoppolo... 476 at UT Martin2013
 Jimmy Garoppolo... 469 vs. Illinois State2013
 Johnathan Brantley.. 458 vs Indiana State2018
 Jimmy Garoppolo... 442 at Southern Illinois2013
 Sean Payton..... 441 vs. W. Kentucky1984

RUSHING YARDAGE:

J.R. Taylor 308 vs. Florida Atlantic.....2002
 Kevin Staple 283 vs. Grand Valley1983
 Nate Anderson 268 vs. St. Joseph1973
 Nate Anderson 259 vs. SW Missouri1972
 Shepard Little 245 vs. Jacksonville State2013

RUSHING ATTEMPTS:

Willie High 48 vs. Northern Iowa1993

PASSING YARDAGE:

Sean Payton..... 509 vs. Saginaw Valley1985
 Sean Payton..... 486 vs. SW Missouri1984
 Jimmy Garoppolo... 480 vs. Illinois State2013
 Jimmy Garoppolo... 477 at UT Martin2013
 Sean Payton..... 461 vs. W. Kentucky1984
 Jimmy Garoppolo... 453 vs. Austin Peay2012
 Jimmy Garoppolo... 450 at Northern Illinois2013
 Johnathan Brantley.. 443 vs. Indiana State2018

PASSING ATTEMPTS:

Jimmy Garoppolo... 61 at Illinois State2012
 Jimmy Garoppolo... 60 vs. Murray State2012
 Tony Romo 58 vs. Hawai'i2002
 Sean Payton..... 58 vs. Saginaw Valley1985
 Sean Payton..... 58 vs. Northern Iowa1984

PASSES COMPLETED:

Sean Payton..... 40 vs. Saginaw Valley1985
 Jimmy Garoppolo... 39 vs. Murray State2012
 Jimmy Garoppolo... 38 vs. Towson2013
 Johnathan Brantley.. 37 vs. Indiana State2018
 Jimmy Garoppolo... 37 at Illinois State2012

RECEIVING (CATCHES):

Erik Lora..... 21 vs. Murray State.....2012
 * OVC Record
 Erik Lora..... 18 vs. Towson2013
 Erik Lora..... 17 at UT Martin2012
 Erik Lora..... 15 vs. SE Missouri2012
 Willie White 15 vs. Illinois State1971
 Adam Drake 14 at UT Martin2013
 Erik Lora..... 14 at Northern Illinois2013
 Andre Raymond 14 vs. Hawai'i2002
 Rob Mehalic 14 vs. Delaware State1981

RECEIVING (YARDS):

Erik Lora..... 269 vs. Murray State.....2012
 Frank Cutolo..... 239 vs. Tennessee St.2001
 Calvin Pierce 238 vs. SW Missouri1986
 Adam Drake 225 at UT Martin2013
 Chris Wright..... 217 at Tennessee State2010
 Frank Cutolo..... 217 vs. Northern Iowa.....2001
 Erik Lora..... 215 at UT Martin2012
 Ralph Stewart..... 201 vs. S. Illinois1988

ALL-PURPOSE RUSHING:

Poke Cobb 336 vs. Butler1976
 Andre Raymond 335 vs. Hawai'i2002

TOUCHDOWN RECEPTIONS:

Scott McGhee 4 vs. Northern Iowa1978
 James Warring 4 vs. Northern Michigan1978

RUSHING YARDS BY A QB:

Jalen Whitlow 142 at UT Martin2015

INDIVIDUAL BESTS

TOUCHDOWNS:

Steve Turner..... 6 vs. Mecom Academy1920
 KSevin Staple..... 5 vs. Kentucky State1982
 Erik Lora 4 vs. Tennessee Tech2013
 J.R. Taylor 4 vs. Florida Atlantic.....2002
 J.R. Taylor 4 vs. Tennessee-Martin2002
 Kevin Staple 4 vs. Grand Valley1983
 James Warring 4 vs. Northern Michigan1978
 Scott McGhee 4 vs. Northern Iowa1978

TOUCHDOWN PASSES:

Jimmy Garoppolo... 7 vs. Illinois State2013
 Jimmy Garoppolo... 6 at UT Martin2013
 Jimmy Garoppolo... 6 at Northern Illinois2013
 Tony Romo 6 vs. Murray State2000
 Jeff Christensen 6 vs. Kentucky State1982
Others (5 touchdown passes in a game)
 Jimmy Garoppolo (4), Sean Payton (2),
 Tony Romo (1), Steve Turk (1), Harry Woodbery (1)

SOLO TACKLES:

Thomas Williams... 20 vs. St. Joseph1997
 Nick Ricks 18 vs. E. Kentucky2002
 Chris Nicholson 17 vs. SW Missouri1983
 Tim Lance 17 vs. Northern Iowa1987
 John Noll 15 vs. Northern Iowa1987
 Tim Lance 15 vs. W. Kentucky1990
 Jeff Mills 14 vs. Western Illinois1988
 Jeff Mills 14 vs. SW Missouri1988

TOTAL TACKLES:

Tim Carver..... 31 vs. Texas-El Paso1994
 Jeff Mills 29 vs. SW Missouri1988
 Thomas Williams... 27 vs. St. Joseph1997
 Nick Ricks 25 vs. E. Kentucky2002
 Tyrone Covington... 25 vs. Illinois State1984
 John Noll 23 vs. Northern Iowa1988
 Ray Jeske 21 vs. Delaware1978

TACKLES FOR LOSS:

Trevor Frericks 7.0 vs. Tennessee State2009

QUARTERBACK SACKS:

John Jurkovic 6 vs. SW Missouri1986
 Pete Catan 6 vs. Southern Illinois1979

PASSES INTERCEPTED:

Bill Glenn 5 vs. Northern Illinois1940

MOST PASS RECEPTIONS BY A RUNNING BACK:

Devin Church 10 at Northern Iowa2015
 DuWayne Pitts..... 9 vs. SW Missouri1984

MISC. INDIVIDUAL BESTS

LONGEST TOUCHDOWN PASS:

Tony Romo to 98 vs. E. Kentucky2000
 Will Bumphus

LONGEST TOUCHDOWN RUN:

Jimmy Lera 96 at Southeast Missouri 2014
 Poke Cobb 96 vs. Tennessee Tech1976

LONGEST INTERCEPTION RETURN FOR TD:

Roosevelt Williams. 98 vs. Tennessee St.2001

LONGEST FIELD GOAL:

Rich Ehmke 58 vs. Northern Iowa1986
 Steve Largent 53 vs. SW Missouri1993

LONGEST KICKOFF RETURN:

Chris Watson 100 vs. Northern Iowa1995
 Marcus Potts 100 vs. Youngstown St.1977

LONGEST PUNT:

Bob Babb 100 vs. Illinois State1946
 Kevin Cook 86 vs. Southeast Missouri..2010
 (EIU Division I record)

LONGEST PUNT RETURN:

Bob Babb 100 vs. Millikin1949
 Erik Lora 80 vs. Tennessee Tech2013
 Jermaine Mobley.... 80 vs. Tennessee State2004
 Frank Cutolo 80 at Central Florida1999

MOST BLOCKED KICKS:

Kourtney Young..... 3 vs. Illinois State2000
 Scott Johnson 3 vs. Western Illinois1988
 Scott Johnson 3 vs. Western Kentucky1988

MOST CONSECUTIVE PASSES COMPLETED:

Sean Payton..... 17 vs. Western Kentucky ...1986
 Tony Romo 16 vs. Indiana State2001

MOST FIELD GOALS:

Rich Ehmke 5 vs. Winona State1986

MOST FUMBLE RECOVERIES:

Tied by many 2

MOST INTERCEPTIONS THROWN:

Jeff Thorne 7 vs. McNeese State1993



All eyes are on **Rich Ehmke's (#6)** record-setting 58 yard field goal that gave the No. 8 ranked Panthers a 31-30 victory over No. 11 Northern Iowa on the last play of the game in 1986. Often described as the "most exciting game in EIU history," the Homecoming win in front of 11,000 plus fans propelled the Panthers on to the conference championship that season.

TOTAL OFFENSE

1 ... Jimmy Garoppolo.....	5,112	2013
2 ... Jimmy Garoppolo	3,823	2012
3 ... Sean Payton	3,661	1984
4 ... Sean Payton	3,397	1986
5 ... Tony Romo.....	3,149	2002
6 ... Sean Payton	3,005	1985
7 ... Jalen Whitlow.....	2,867	2014
8 ... Anthony Buich.....	2,654	1999
9 ... Jeff Christensen.....	2,626	1981
10 ... Jimmy Garoppolo.....	2,583	2011

RUSHING YARDAGE

1 ... Poke Cobb.....	1,609	1979
2 ... Shepard Little.....	1,551	2013
3 ... J.R. Taylor.....	1,522	2002
4 ... Willie High.....	1,487	1993
5 ... Willie High.....	1,458	1995
6 ... Vincent Webb.....	1,405	2006
7 ... Jamie Jones.....	1,403	1991
8 ... Poke Cobb.....	1,330	1978
9 ... Nate Anderson.....	1,261	1973
10 ... Nate Anderson.....	1,255	1972

RUSHING ATTEMPTS

1 ... Willie High.....	314	1995
2 ... Willie High.....	297	1994
3 ... Nate Anderson.....	296	1973
4 ... Poke Cobb.....	293	1979
5 ... Willie High.....	273	1993
6 ... Poke Cobb.....	267	1978
7 ... Vincent Webb.....	264	2006
8 ... Vincent Webb.....	262	2005
9 ... Nate Anderson.....	261	1972
10 ... J.R. Taylor.....	254	2002

YARDS PER RUSH (minimum 80 carries)

1 ... Isaiah Johnson.....	7.15	2018
... Shepard Little.....	7.15	2013
3 ... Andre Raymond.....	6.58	2001
4 ... Shepard Little.....	6.42	2014
5 ... J.R. Taylor.....	6.36	2001
6 ... Jabarey McDavid.....	6.16	1996
7 ... Jamie Jones.....	6.02	1991
8 ... Poke Cobb.....	6.00	1976
9 ... J.R. Taylor.....	5.99	2002
10 ... Travorus Bess.....	5.77	2007

PASSING YARDAGE:

1 ... Jimmy Garoppolo.....	5,050	2013
2 ... Sean Payton	3,843	1984
3 ... Jimmy Garoppolo	3,823	2012
4 ... Sean Payton	3,456	1986
5 ... Tony Romo.....	3,165	2002
6 ... Sean Payton	3,146	1985
7 ... Anthony Buich.....	2,692	1999
8 ... Jeff Christensen.....	2,672	1981
9 ... Jimmy Garoppolo	2,644	2011
10 ... Tony Romo.....	2,583	2000

PASSING ATTEMPTS

1 ... Jimmy Garoppolo.....	568	2013
2 ... Jimmy Garoppolo.....	540	2012
3 ... Sean Payton	494	1985
4 ... Sean Payton	473	1984
5 ... Jeff Christensen.....	430	1981
6 ... Sean Payton	423	1986
7 ... Tony Romo.....	407	2002
8 ... Anthony Buich.....	356	1999
9 ... Jimmy Garoppolo.....	349	2011
10 ... Eric Arnold	346	1989

PASSES COMPLETED

1 ... Jimmy Garoppolo.....	375	2013
2 ... Jimmy Garoppolo.....	331	2012
3 ... Sean Payton	270	1984
4 ... Tony Romo.....	258	2002
5 ... Sean Payton	256	1985
6 ... Sean Payton	222	1986
... Jeff Christensen.....	222	1981
8 ... Jimmy Garoppolo.....	217	2011
9 ... Anthony Buich.....	216	1999
10 ... Johnathan Brantley.....	200	2018

PASSES INTERCEPTED

1 ... Sean Payton	23	1985
2 ... Jeff Christensen.....	22	1981
3 ... Steve Turk.....	20	1978
... Ron Gustafson.....	20	1970
5 ... Jeff Thorne.....	19	1993
6 ... John Rafferty	17	1983
... Roger Haberer.....	17	1965
... Roger Haberer.....	17	1964
9 ... Tony Romo.....	16	2002
10 ... Jimmy Garoppolo.....	15	2012
... Sean Payton	15	1986
... Sean Payton	15	1984

PASS COMPLETION (PCT.):

1 ... Mike Simpson.....	68.3	1997
... (168-246... 8 INT, 13 TD)		
2 ... Tony Romo.....	66.7	2001
... (138-207... 6 INT, 21 TD)		
3 ... Jimmy Garoppolo.....	66.0	2013
... (375-568... 9 INT, 53 TD)		
... Mike Simpson.....	66.0	1996
... (163-247... 7 INT, 19 TD)		
5 ... Bodie Reeder.....	65.4	2007
... (170-260... 5 INT, 10 TD)		
6 ... Johnathan Brantley.....	65.1	2018
... (200-307... 2 INT, 14 TD)		
7 ... Tony Romo.....	63.4	2002
... (258-407... 16 INT, 34 TD)		
8 ... Jalen Whitlow.....	62.9	2014
... (185-294... 7 INT, 15 TD)		
9 ... Bodie Reeder.....	62.8	2008
... (177-282... 7 INT, 13 TD)		
10 ... Jimmy Garoppolo.....	62.2	2011
... (217-349... 14 INT, 20 TD)		

PASS EFFICIENCY (minimum 100 att.)

1 ... Tony Romo.....	178.3	2001
2 ... Jimmy Garoppolo.....	168.3	2013
3 ... Tony Romo.....	160.5	2000
4 ... Mike Simpson	153.3	1996
5 ... Jeff Thorne.....	150.2	1991
6 ... Tony Romo.....	148.4	2002
7 ... Mike Simpson	144.6	1997
8 ... Mitch Kimble	138.7	2016
9 ... Sean Payton	138.5	1984
10 ... Steve Turk.....	138.1	1978

RECEIVING (CATCHES)

1 ... Erik Lora	136	2012
2 ... Erik Lora	123	2013
3 ... Adam Drake.....	93	2014
4 ... Adam Drake.....	85	2013
5 ... Alexander Hollins.....	80	2018
6 ... Jerry Wright	76	1984
7 ... Andre Raymond	70	2002
8 ... Roy Banks	69	1984
9 ... Rob Mehalic.....	67	1981
10 ... Aaron Gooch.....	65	2018
... DuWayne Pitts	65	1985
... Willie White	65	1971
... Calvin Pierce.....	65	1986

RECEIVING (YARDS)

1 ... Erik Lora	1,664	2012
2 ... Erik Lora	1,544	2013
3 ... Adam Drake.....	1,321	2014
4 ... Adam Drake.....	1,305	2013
5 ... Roy Banks	1,269	1984
6 ... Calvin Pierce.....	1,200	1986
7 ... Alexander Hollins.....	1,102	2018
8 ... Jerry Wright	1,029	1984
9 ... Roy Banks	1,014	1986
10 ... James Warring.....	980	1978

RECEPTIONS PER GAME

1 ... Erik Lora	11.33	2012
2 ... Erik Lora	9.46	2013
3 ... Adam Drake.....	7.75	2014
4 ... Jerry Wright	7.60	1984
5 ... Alexander Hollins.....	7.27	2018
6 ... Rob Mehalic.....	6.70	1981
7 ... Willie White	6.50	1971
8 ... Roy Banks	6.27	1984
9 ... Adam Drake.....	6.07	2013
10 ... Aaron Gooch.....	5.91	2018
... Calvin Pierce.....	5.91	1986
... DuWayne Pitts	5.91	1986

YARDS PER RECEPTION (min. 20)

1 ... Chris Wright	26.52	2010
2 ... Jerry Wright	24.45	1982
3 ... Frank Cutolo	21.52	2000
4 ... Scott McGhee.....	21.41	1978
5 ... Will Bumphus.....	20.52	2002
6 ... Otis Grant	20.34	1980
7 ... Jason Cook.....	19.73	1989
8 ... Micah Rucker.....	19.71	2006
9 ... Frank Cutolo	19.32	2001
10 ... Jason Calabrese.....	19.21	1994

INDIVIDUAL SEASON RECORDS

ALL-PURPOSE YARDS

1 ... Andre Raymond	2,268	2002
2 ... Shepard Little	2,192	2013
3 ... Jamie Jones	2,007	1991
4 ... Erik Lora	1,752	2012
5 ... Erik Lora	1,724	2013
6 ... Poke Cobb	1,689	1978
7 ... Poke Cobb	1,667	1979
8 ... Poke Cobb	1,608	1976
9 ... Jamie Jones	1,607	1990
10 ... J.R. Taylor	1,591	2002

TOUCHDOWNS OVERALL

1 ... Erik Lora	20	2013
... J.R. Taylor	20	2001
3 ... Shepard Little	19	2013
4 ... J.R. Taylor	18	2002
5 ... Roy Banks	17	1984
6 ... Alexander Hollins	16	2018
... James Marable	16	1986
... Scott McGhee	16	1980
... Poke Cobb	16	1978
10 ... Ademola Adeniji	15	2007
... Vincent Webb	15	2005

TOUCHDOWNS RUSHING

1 ... J.R. Taylor	18	2002
... J.R. Taylor	18	2001
3 ... Poke Cobb	16	1978
4 ... Shepard Little	15	2013
... Vincent Webb	15	2005
... Ademola Adeniji	15	2007
7 ... Poke Cobb	14	1979
8 ... James Marable	13	1986
9 ... Jalen Whitlow	12	2014
... Jake Walker	12	2012
... Vincent Webb	12	2004
... Willie High	12	1995
... Willie High	12	1993
... Poke Cobb	12	1976

TOUCHDOWN RECEPTIONS

1 ... Erik Lora	19	2013
2 ... Roy Banks	17	1984
3 ... Alexander Hollins	16	2018
... Scott McGhee	16	1980
5 ... Adam Drake	13	2013
... Micah Rucker	13	2006
... Will Bumphus	13	2002
8 ... Adam Drake	12	2014
... Erik Lora	12	2012
10 ... Chris Wright	11	2012
... Chris Wright	11	2011
... Roy Banks	11	1986

TOUCHDOWN PASSES

1 ... Jimmy Garoppolo	53	2013
2 ... Tony Romo	34	2002
3 ... Jimmy Garoppolo	31	2012
4 ... Sean Payton	28	1984
5 ... Tony Romo	27	2000
6 ... Steve Turk	25	1978
7 ... Sean Payton	23	1986
8 ... Sean Payton	22	1985
9 ... Tony Romo	21	2001
... Jeff Thorne	21	1991
... Jeff Christensen	21	1982

TOTAL POINTS SCORED

1 ... Erik Lora	124	2013
2 ... J.R. Taylor	120	2001
3 ... Shepard Little	114	2013
4 ... J.R. Taylor	112	2002
5 ... Roy Banks	102	1984
6 ... Alexander Hollins	98	2018
... Cameron Berra	98	2013
8 ... James Marable	96	1986
... Scott McGhee	96	1986
... Poke Cobb	96	1978

TD's RESPONSIBLE FOR

1 ... Jimmy Garoppolo	58	2013
2 ... Tony Romo	35	2002
3 ... Jimmy Garoppolo	33	2012
4 ... Sean Payton	31	1984
5 ... Sean Payton	30	1986
6 ... Tony Romo	28	2000
7 ... Jalen Whitlow	27	2014
... Steve Turk	27	1978
9 ... Sean Payton	25	1985
10 ... Mike Simpson	22	1996
... Jeff Christensen	22	1982

FIELD GOALS MADE

1 ... Steve Largent	16	1995
... Dave Strauch	16	1982
3 ... Tyler Wilke	15	2008
... Rich Ehmke	15	1987
5 ... Nick Bruno	14	2014
... Austin Signor	14	2009
... Henry Castellanos	14	1983
8 ... Nick Bruno	12	2018
... Cameron Berra	12	2012
... Zach Yates	12	2006
... Rich Ehmke	12	1986

POINT AFTER ATTEMPTS MADE:

1 ... Cameron Berra	77	2013
2 ... Bill Besenhofer	49	2000
3 ... Cameron Berra	48	2012
4 ... Rich Ehmke	47	1986
... Dan DiMartino	47	1978
6 ... Nick Bruno	44	2014
7 ... Bill Besenhofer	43	2001
... Chad Lerner	43	1996
9 ... Tyler Wilke	40	2007
10 ... Nick Bruno	39	2016
... Steve Kuehn	39	2000



Erik Lora (2009-13), set the FCS single season record for receptions with 136 during the 2012 season.



Cameron Berra (2010-13), set the FCS single season record for extra points with 77 during the 2013 season.

SOLO TACKLES

1 ... Thomas Williams	102	1997
2 ... Nick Ricks	98	2002
3 ... Tim Lance	93	1990
4 ... Jeff Mills	91	1988
5 ... Clint Sellers	88	2005
6 ... Tim Carver	87	1995
7 ... Nick Ricks	85	2001
8 ... Randy Melvin	85	1979
9 ... John Williams	83	1999
10 ... Tim Carver	82	1993

TOTAL TACKLES

1 ... Tim Carver	179	1994
2 ... Tyrone Covington	172	1984
3 ... Tim Lance	152	1990
4 ... Thomas Williams	150	1997
5 ... Nick Ricks	149	2002
6 ... Jeff Mills	144	1988
7 ... Tim Carver	138	1995
... Tim Carver	138	1993
9 ... John Noll	129	1990
10 ... Bill Mines	128	1982

TACKLES FOR LOSS

1 ... Dino Fanti	22	2015
2 ... Pete Catan	19	1978
3 ... Kamu Grugier-Hill	16.5	2015
... Pierre Walters	16.5	2008
5 ... Trevor Frericks	16	2009
... Nick Ricks	16	2002
... Mike Carlin	16	2000
... Aaron Thomas	16	1986
... Ira Jefferson	16	1981
10 ... Dino Fanti	15.5	2014

QUARTERBACK SACKS

1 ... Pete Catan	21	1979
2 ... Keith Wojnowski	16	1982
3 ... Pete Catan	15	1978
4 ... Ira Jefferson	15	1981
5 ... John Jurkovic	13	1986
... Greg Duncan	13	1982
7 ... Pete Catan	11	1980
8 ... Mike Carlin	10	2000
... Tom Moskal	10	1984
10 ... Chris Nicholson	8.5	1983
... Bill Mines	8.5	1981

PASSES INTERCEPTED

1 ... Mike Grier	11	1971
2 ... Kourtney Young	7	2000
... Rodney Reynolds	7	1986
... Robert Williams	7	1983
... Randy McCue	7	1982
... Kevin Gray	7	1980
... Rich Brown	7	1980
... Rich Brown	7	1978
9 ... Tim Lance	6	1989
... Tony Farrell	6	1991

PASS BREAK-UPS

1 ... Ben Brown	16	2004
2 ... Dale Lloyd	15	1987
3 ... Antonie Johnson	12	2015
... Jerome Buchanan	12	1994
5 ... Rashad Haynes	11	2009
... Kourtney Young	11	2001
7 ... Ray McElroy	10	1994
... Ray McElroy	10	1993
9 ... Antonie Johnson	9	2014

KICK OFF RETURN YARDS

1 ... Andre Raymond	872	2002
2 ... Quinten Ponius	848	2007
3 ... Lorence Ricks	795	2010
4 ... Tavares Crawford	695	2011
5 ... Daryl Holcombe	664	1987
6 ... Chris Watson	660	1996
7 ... Obadiah Cooper	609	1993
8 ... Frank Cutolo	549	1999
9 ... Mark Campana	543	1979
10 ... Ken Trimble	528	1970

YARDS PER KICKOFF RETURN (min. 10 att.)

1 ... Lorence Ricks	30.60 (10)	2009
2 ... Daryl Holcombe	28.87 (23)	1987
3 ... Daryl Holcombe	28.28 (15)	1989
4 ... Marcus Potts	27.81 (16)	1977
5 ... Ray McElroy	27.56 (16)	1991
6 ... Andre Raymond	27.25 (32)	2002
7 ... Andre Raymond	26.50 (18)	2001
8 ... Lorence Ricks	25.58 (12)	2011
9 ... Chris Watson	25.38 (26)	1996
10 ... Lorence Ricks	24.84 (32)	2010

PUNT RETURN YARDS

1 ... Frank Cutolo	296	2000
2 ... Shepard Little	259	2013
3 ... Frank Cutolo	231	2001
4 ... Frank Cutolo	208	1999
5 ... Scott McGhee	203	1979
6 ... Pete Mauch	191	1993
... Greg Rhea	191	1986
8 ... Pete Mauch	188	1992
9 ... Chris Watson	185	1996
10 ... Gary Bridges	172	1983

YARDS PER PUNT RETURN (min. 10 att.)

1 ... Shepard Little	23.55 (11)	2013
2 ... Gary Hunter	15.90 (10)	1970
3 ... Donnie Davis	14.08 (12)	1997
4 ... Frank Cutolo	13.00 (16)	1999
5 ... Steffan Nicholson	10.82 (11)	1998
6 ... Scott McGhee	10.68 (19)	1979
7 ... Wayne Stingley	10.38 (13)	1964
8 ... Jermaine Mobley	10.36 (11)	2003
9 ... Chris Watson	10.28 (18)	1996
10 ... Frank Cutolo	10.21 (29)	2000

MISC. SEASON RECORDS**BEST PUNTING AVERAGE:**

Kevin Cook 44.6 2007

FIELD GOAL PCT. (MIN. 10 MADE):

Cameron Berra

... .923 (12-13) 2012

MOST BLOCKED KICKS:

Scott Johnson 6 1988

MOST FUMBLE RECOVERIES:

Tyrone Covington 6 1984

Ortega Jackson 6 1982

PASS RECEP. BY A RUNNING BACK:

DuWayne Pitts 65 1985

MOST RUSHING YARDS BY QB:

Jalen Whitlow 792 2014

CONSECUTIVE 100-YD REC. GAMES

Erik Lora 7 2012

CONSECUTIVE 100-YD RUSH GAMES

Poke Cobb 11 1979

CONSECUTIVE PASSES WITHOUT AN INT:

Johnathan Brantley 230 2018

... -- also stands as OVC record



Tim Lance (1987-90), finished third in voting for the 1990 Walter Payton Award as a defensive back

TOTAL OFFENSE

1 ... Jimmy Garoppolo (2010-13).....	13,089
2 ... Sean Payton (1983-86).....	10,298
3 ... Tony Romo (1999-02).....	8,059
4 ... Jeff Thorne (1990-93).....	6,317
5 ... Jeff Christensen (1980-82).....	6,185
6 ... Jalen Whitlow (2014-15).....	5,288
7 ... Poke Cobb (1976-79).....	5,161
8 ... Anthony Buich (1998-99).....	4,523
9 ... Eric Arnold (1987-89).....	4,431
10 ... Vincent Webb (2003-06).....	4,233

RUSHING YARDAGE

1 ... Poke Cobb (1976-79).....	5,042
2 ... Vincent Webb (2003-06).....	4,233
3 ... Willie High (1992-95).....	4,231
4 ... J.R. Taylor (1999-02).....	3,705
5 ... Jamie Jones (1988-91).....	3,466
6 ... Kevin Staple (1980-83).....	3,296
7 ... Jabarey McDavid (1996-00).....	2,837
8 ... Shepard Little (2013-15).....	2,783
9 ... DuWayne Pitts (1984-87).....	2,690
10 ... Justin Lynch (1995-98).....	2,658

RUSHING ATTEMPTS

1 ... Poke Cobb (1976-79).....	930
2 ... Willie High (1992-95).....	913
3 ... Vincent Webb (2003-06).....	869
4 ... Jamie Jones (1988-91).....	727
5 ... Kevin Staple (1980-83).....	724
6 ... DuWayne Pitts (1984-87).....	659
7 ... J.R. Taylor (1999-2000).....	635
8 ... Mark Stettner (1974-77).....	604
9 ... Jabarey McDavid (1996-00).....	574
10 ... Justin Lynch (1995-98).....	568

YARDS PER RUSH (min. 160 att.)

1 ... Shepard Little (2013-15).....	6.41
2 ... J.R. Taylor (1999-02).....	5.83
3 ... Isaiah Johnson (2017-18).....	5.65
4 ... Poke Cobb (1976-79).....	5.42
5 ... Andre Raymond (2000-03).....	5.29
6 ... Travorus Bess (2004-08).....	5.23
7 ... Chris Hicks (1992-95).....	5.15
8 ... Devin Church (2015-16).....	5.00
9 ... Ademola Adeniji (2003-07).....	4.99
10 ... Jabarey McDavid (1996-00).....	4.94

RUSHING YARDS GAME (min. 18 games)

1 ... Poke Cobb (1976-79).....	157.6
2 ... Willie High (1992-95).....	111.3
3 ... Vincent Webb (2003-06).....	88.2
4 ... J.R. Taylor (1999-02).....	84.2
5 ... Nate Anderson (1971-73).....	81.1
6 ... Shepard Little (2013-15).....	79.5
7 ... Jamie Jones (1988-91).....	78.8
8 ... Devin Church (2015-16).....	78.7
9 ... Kevin Staple (1980-83).....	78.5
10 ... Jabarey McDavid (1996-00).....	74.7

PASSING YARDAGE

1 ... Jimmy Garoppolo (2010-13).....	13,156
2 ... Sean Payton (1983-86).....	10,655
3 ... Tony Romo (1999-02).....	8,212
4 ... Jeff Thorne (1990-93).....	6,578
5 ... Jeff Christensen (1980-82).....	6,282
6 ... Eric Arnold (1987-89).....	4,722
7 ... Anthony Buich (1998-99).....	4,493
8 ... Jalen Whitlow (2014-15).....	3,984
9 ... Mike Simpson (1996-97).....	3,901
10 ... Ron Gustafson (1969-71).....	3,820

PASSING ATTEMPTS

1 ... Jimmy Garoppolo (2010-13).....	1,668
2 ... Sean Payton (1983-86).....	1,408
3 ... Jeff Thorne (1990-93).....	967
4 ... Tony Romo (1999-2002).....	941
5 ... Jeff Christensen (1980-82).....	925
6 ... Eric Arnold (1987-89).....	663
7 ... Jalen Whitlow (2014-15).....	624
8 ... Anthony Buich (1998-99).....	596
9 ... Bodie Reeder (2007-09).....	560
10 ... Mike Simpson (1996-97).....	493

PASSES COMPLETED

1 ... Jimmy Garoppolo (2010-13).....	1,047
2 ... Sean Payton (1983-86).....	756
3 ... Tony Romo (1999-02).....	584
4 ... Jeff Thorne (1990-93).....	536
5 ... Jeff Christensen (1980-82).....	469
6 ... Eric Arnold (1987-89).....	395
7 ... Ron Gustafson (1969-71).....	389
8 ... Anthony Buich (1998-99).....	363
9 ... Jalen Whitlow (2014-15).....	356
... Bodie Reeder (2007-09).....	356

PASSES HAD INTERCEPTED

1 ... Sean Payton (1983-86).....	55
2 ... Jimmy Garoppolo (2010-13).....	51
3 ... Jeff Christensen (1980-82).....	46
4 ... Roger Haberer (1962-65).....	41
5 ... Jeff Thorne (1990-93).....	39
6 ... Tony Romo (1999-02).....	36
... Ron Gustafson (1969-71).....	36
8 ... Steve Turk (1978-79).....	34
9 ... Eric Arnold (1987-89).....	33
10 ... Joe Davis (1966-68).....	24

PASS COMPLETION PCT. (min 150 att.)

1 ... Mike Simpson (1996-97).....	67.1
2 ... Bodie Reeder (2007-09).....	63.6
3 ... Jimmy Garoppolo (2010-13).....	62.8
4 ... Tony Romo (1999-02).....	62.1
5 ... Matt Schabert (2004).....	61.1
6 ... Anthony Buich (1998-99).....	60.9
7 ... Andrew Harris (2003-04).....	60.2
8 ... Jake Christensen (2009).....	58.3
9 ... Mike Donato (2005-06).....	57.2
10 ... Jalen Whitlow (2014-15).....	57.1
... a - Johnathan Brantley (2018).....	65.1

PASS EFFICIENCY (min. 150 att.)

1 ... Tony Romo (1999-02).....	157.5
2 ... Mike Simpson (1996-97).....	148.9
3 ... Jimmy Garoppolo (2010-13).....	146.3
4 ... Jake Christensen (2009).....	133.6
5 ... Anthony Buich (1998-99).....	133.5
6 ... Bodie Reeder (2007-09).....	129.0
7 ... Matt Schabert (2004).....	128.7
8 ... Pete Mauch (1992-95).....	127.0
... Sean Payton (1983-86).....	127.0
10 ... Mike Donato (2005-06).....	124.3
... a - Johnathan Brantley (2018).....	134.05

RECEIVING (CATCHES)

1 ... Erik Lora (2009-13).....	332
2 ... Adam Drake (2011-14).....	202
3 ... Roy Banks (1983-86).....	184
4 ... Willie White (1970-73).....	164
5 ... Calvin Pierce (1983-86).....	163
6 ... Jerry Wright (1981-84).....	150
7 ... DuWayne Pitts (1984-87).....	148
8 ... Chris Wright (2009-12).....	137
9 ... Aaron Gooch (2015-18).....	134
10 ... Alexander Hollins (2017-18).....	127

RECEIVING (YARDS)

1 ... Erik Lora (2009-13).....	4,006
2 ... Roy Banks (1983-86).....	3,177
3 ... Adam Drake (2011-14).....	2,979
4 ... Calvin Pierce (1983-86).....	2,629
5 ... Jerry Wright (1981-84).....	2,522
6 ... Chris Wright (2009-12).....	2,443
7 ... Willie White (1970-73).....	2,197
8 ... Frank Cutolo (1998-2001).....	2,182
9 ... Ryan Voss (2003-06).....	1,925
10 ... Scott McGhee (1977-80).....	1,920

RECEPTIONS PER GAME (min. 18 games)

1 ... Erik Lora (2009-13).....	7.06
2 ... Alexander Hollins (2017-18).....	5.77
3 ... Willie White (1970-73).....	5.09
4 ... James Warring (1977-79).....	4.95
5 ... Roy Banks (1983-86).....	4.84
6 ... Jerry Wright (1981-84).....	4.55
7 ... Nick Eller (2002-03).....	4.52
8 ... Micah Rucker (2006-07).....	4.33
9 ... Calvin Pierce (1983-86).....	4.18
10 ... Adam Drake (2011-14).....	4.12

YARDS PER CATCH (min. 80 rec.)

1 ... Frank Cutolo (1998-01).....	18.34
2 ... Chirs Wright (2009-12).....	17.83
3 ... Scott McGhee (1977-80).....	17.61
4 ... Roy Banks (1983-86).....	17.27
5 ... Jerry Wright (1981-84).....	16.81
6 ... Micah Rucker (2006-07).....	16.76
7 ... Ralph Stewart (1987-89).....	16.39
8 ... Calvin Pierce (1983-86).....	16.13
9 ... Ryan Voss (2003-06).....	15.28
10 ... Adam Drake (2011-14).....	14.74

ALL-PURPOSE YARDS

1 ... Poke Cobb (1976-79)	6,077
2 ... Andre Raymond (2000-03)	5,688
3 ... Jamie Jones (1988-91)	5,583
4 ... Vincent Webb (2003-06)	4,750
5 ... Kevin Staple (1980-83)	4,651
6 ... Erik Lora (2009-13)	4,554
7 ... J.R. Taylor (1999-2000)	4,487
8 ... Willie High (1992-95)	4,379
9 ... DuWayne Pitts (1984-87)	3,949
10 ... Frank Cutolo (1998-01)	3,872

TOUCHDOWNS OVERALL

1 ... J.R. Taylor (1999-02)	51
2 ... Poke Cobb (1976-79)	49
3 ... Vincent Webb (2003-06)	43
4 ... Roy Banks (1983-86)	38
5 ... Willie High (1991-95)	37
6 ... Erik Lora (2009-13)	36
7 ... Chris Wright (2009-12)	32
8 ... Shepard Little (2013-15)	28
... Andre Raymond (2000-03)	28
10 ... Justin Lynch (1995-98)	27
... Scott McGhee (1977-80)	27

TOUCHDOWNS RUSHING

1 ... J.R. Taylor (1999-02)	51
2 ... Poke Cobb (1976-79)	49
3 ... Vincent Webb (2003-06)	43
4 ... Willie High (1991-95)	37
5 ... Justin Lynch (1995-98)	27
6 ... Shepard Little (2013-15)	24
... Taylor Duncan (2011-14)	24
8 ... Jake Walker (2010-12)	22
... Kevin Staple (1980-83)	22
10 ... Mark Stettner (1974-77)	20
... Nate Anderson (1971-73)	20
... Dennis Bundy (1966-68)	20

TOUCHDOWN RECEPTIONS

1 ... Roy Banks (1983-86)	38
2 ... Erik Lora (2009-13)	35
3 ... Chris Wright (2009-12)	32
4 ... Scott McGhee (1977-80)	27
5 ... Adam Drake (2011-14)	26
6 ... Will Bumphus (1999-2002)	25
7 ... Alexander Hollins (2017-18)	23
8 ... James Warring (1977-79)	22
... Micah Rucker (2006-07)	22
10 ... Jerry Wright (1981-84)	21
... Willie White (1970-73)	21

TOUCHDOWN PASSES

1 ... Jimmy Garoppolo (2010-13)	118
2 ... Tony Romo (1999-02)	85
3 ... Sean Payton (1983-86)	75
4 ... Jeff Christensen (1980-82)	51
5 ... Jeff Thorne (1990-93)	44
6 ... Steve Turk (1978-79)	36
7 ... Mike Simpson (1996-97)	32
8 ... Ron Gustafson (1969-71)	30
9 ... Anthony Buich (1998-99)	27
10 ... Jalen Whitlow (2014-15)	25

TOTAL POINTS SCORED

1 ... J.R. Taylor (1999-02)	310
2 ... Poke Cobb (1976-79)	296
3 ... Nick Bruno (2014-18)	280
4 ... Cameron Berra (2010-13)	274
5 ... Steve Largent (1992-95)	260
6 ... Vincent Webb (2003-06)	258
7 ... Roy Banks (1983-86)	230
8 ... Erik Lora (2009-13)	222
... Willie High (1992-95)	222
10 ... Chad Lerner (1996-99)	211

TD's RESPONSIBLE FOR

1 ... Jimmy Garoppolo (2010-13)	127
2 ... Sean Payton (1983-86)	91
3 ... Tony Romo (1999-02)	87
4 ... Jeff Christensen (1980-82)	55
5 ... J.R. Taylor (1999-02)	52
6 ... Poke Cobb (1976-79)	51
7 ... Jeff Thorne (1990-93)	44
8 ... Vincent Webb (2003-06)	43
9 ... Erik Lora (2009-13)	38
... Roy Banks (1983-86)	38
... Steve Turk (1978-79)	38

FIELD GOALS MADE

1 ... Steve Largent (1992-95)	46
2 ... Nick Bruno (2014-18)	43
3 ... Cameron Berra (2010-13)	34
4 ... Rich Ehmke (1986-87)	27
5 ... Tyler Wilke (2005-08)	26
... Chad Lerner (1996-99)	26
7 ... Jeff Sanders (1974-77)	22
8 ... Zach Yates (2005-08)	21
9 ... Steve Kuehn (2002-05)	18
10 ... Dave Strauch (1982-83)	16

POINT AFTER ATTEMPTS MADE:

1 ... Cameron Berra (2010-13)	172
2 ... Nick Bruno (2014-18)	151
3 ... Chad Lerner (1996-99)	133
4 ... Steve Largent (1992-95)	122
5 ... Bill Bessenhofer (1998-01)	92
6 ... Steve Kuehn (2002-06)	86
7 ... Dan DiMartino (1978-79)	78
8 ... Tyler Wilke (2005-08)	69
... Zach Yates (2005-07)	69
10 ... Rick Ehmke (1986-87)	59



Poke Cobb (1976-79), the greatest running back in Eastern Illinois Panther history, with 5,042 yards.



Tim Carver (1992-95), holds the Eastern Illinois record for single game tackles, single season tackles and career tackles.

SOLO TACKLES

1 ... Tim Carver (1992-95).....	320
2 ... Nick Ricks (2000-03)	298
3 ... Tim Lance (1987-90).....	232
4 ... Jeff Mills (1985-89)	211
5 ... Fred Miller (2000-03).....	204
6 ... Randy Melvin (1977-80)	201
7 ... Ira Jefferson (1978-81)	180
8 ... James Dorsey (1992-95).....	176
9 ... Bill Mines (1979-82).....	169
10 ... John Noll (1987-90).....	168

TOTAL TACKLES

1 ... Tim Carver (1992-95).....	565
2 ... Nick Ricks (2000-03)	478
3 ... Jeff Mills (1985-89)	426
4 ... Tim Lance (1987-90).....	403
5 ... Bill Mines (1979-82).....	367
6 ... Fred Miller (2000-03).....	344
... Tyrone Covington (1981-84).....	344
8 ... Cory Leman (2008-11).....	325
9 ... Donald Thomas (2004-07).....	321
10 ... Ira Jefferson (1978-81).....	317

TACKLES FOR LOSS

1 ... Dino Fanti (2012-15).....	55
2 ... Pete Catan (1976-80)	45
3 ... Nick Ricks (2000-03)	43
4 ... Pierre Walters (2005-08).....	42.5
5 ... John Jurkovic (1985-89).....	41
6 ... Artavius Dowdell (2009-12).....	37.5
7 ... Kory Lothe (2002-05).....	36
8 ... Fred Miller (2000-03).....	33
9 ... Kamu Grugier-Hill (2012-15).....	32
... Mike Carlin (1997-2000).....	32

QUARTERBACK SACKS

1 ... Pete Catan (1976-80)	47
2 ... Ira Jefferson (1978-81)	31
3 ... John Jurkovic (1985-89)	27
4 ... Kory Lothe (2002-05).....	24
... Mike Carlin (1997-2000).....	24
... Keith Wojnowski (1979-82).....	24
7 ... Artavius Dowdell (2009-12)	20
8 ... Tom Moskal (1982-85).....	19
9 ... Joe Remke (1988-91).....	17
10 ... Chris Nicholson (1982-83).....	16.5
11 ... Pierre Walters (2005-08).....	15.5

PASSES INTERCEPTED

1 ... Rich Brown (1977-80).....	17
2 ... Jourdan Wickliffe (2012-15).....	14
... Rodney Reynolds (1986-89).....	14
4 ... Mike Grier (1970-71).....	13
5 ... Kim Wells (1975-78).....	12
... Scott Johnson (1985-88)	12
... Robert Williams (1980-83).....	12
... Wilbert James (1978-81)	12
9 ... C.J. Whaley (1967-69).....	11
... Tim Mash (1964-66).....	11

PASSES BREAK-UPS

1 ... Kourtney Young (1998-01).....	33
2 ... Ben Brown (2003-06).....	31
... Chris Brown (1993-96).....	31
4 ... Rashad Haynes (2007-10).....	30
5 ... Nick Beard (2010-13).....	26
6 ... Terrance Sanders (2002-06).....	23
... James Dorsey (1992-95).....	23
... Ray McElroy (1991-94).....	23
9 ... Antonie Johnson (2014-15).....	21
... Jeff Mills (1985-89).....	21

KICK OFF RETURN YARDS

1 ... Andre Raymond (2000-03).....	1,968
2 ... Quinten Ponius (2005-08).....	1,815
3 ... Chris Watson (1995-98).....	1,477
4 ... Lorence Ricks (2008-11).....	1,408
5 ... Daryl Holcombe (1986-89).....	1,379
6 ... Jamie Jones (1988-91).....	1,235
7 ... Trey Pendergrass (2012-15).....	1,095
8 ... Tavares Crawford (2010-12).....	1,088
9 ... Ray McElroy (1991-94).....	1,055
10 ... Frank Cutolo (1998-01).....	808

KICKOFF RETURN AVG. (min. 20 att.)

1 ... Daryl Holcombe (1986-89).....	28.14
2 ... Lorence Ricks (2008-11).....	26.07
3 ... Chris Watson (1995-98).....	25.47
4 ... Marcus Potts (1977-78).....	25.29
5 ... Andre Raymond (2000-03).....	25.23
6 ... Tavares Crawford (2010-12).....	23.15
7 ... Ray McElroy (1991-94).....	22.93
8 ... Obadiah Cooper (1992-93).....	22.91
9 ... Tristan Burge (2003-06).....	22.68
10 ... Quinten Ponius (2005-08).....	22.13

PUNT RETURN YARDS

1 ... Frank Cutolo (1998-01).....	795
2 ... Pete Mauch (1992-95).....	468
3 ... Charlie Person (1980-83)	372
4 ... Shepard Little (2013-15).....	370
5 ... Mark Campana (1976-79).....	340
6 ... Gary Hunter (1970-72).....	331
7 ... Terrence Hickman (1989-92).....	302
8 ... Scott McGhee (1977-80).....	294
9 ... Aaron Gooch (2015-18).....	284
10 ... Charles Owens (2003-06).....	263

PUNT RETURN AVG. (min. 25 att.)

1 ... Shepard Little (2013-15).....	14.8
2 ... Gary Hunter (1970-72).....	10.68
3 ... Frank Cutolo (1998-01).....	10.06
4 ... Pete Mauch (1998-91).....	9.18
5 ... Charles Owens (2003-06).....	8.48
6 ... Scott McGhee (1977-80).....	8.4
7 ... Gary Bridges (1982-83).....	8.31
8 ... Terrence Hickman (1989-92).....	7.95
9 ... Aaron Gooch (2015-18).....	6.45
... Greg Rhea (1985-86).....	6.45

MISC. CAREER RECORDS

Career 100-Yard Receiving Games

1 ... Erik Lora.....	18
2 ... Roy Banks.....	14
3 ... Adam Drake.....	13
4 ... Jerry Wright.....	11
5 ... Calvin Pierce.....	10
6 ... Alexander Hollins.....	9
7 ... Chris Wright.....	6
... Micah Rucker.....	6
... James Warring.....	6

Career 300-Yard Passing Games

1 ... Sean Payton.....	22
2 ... Jimmy Garoppolo.....	21
3 ... Tony Romo.....	9
4 ... Jeff Christensen.....	7
5 ... Anthony Buich.....	5

Career 100-Yard Rushing Game

1 ... Poke Cobb.....	27
2 ... Willie High.....	21
3 ... Vincent Webb.....	20
4 ... J.R. Taylor.....	18
5 ... Jamie Jones.....	17

MOST CONSECUTIVE PATs:

Steve Largent (1992-94).....	73
------------------------------	----

FIELD GOAL PCT. (MIN. 15 MADE):

Zach Yates (2005-08).....	72.4 (21-of-29)
---------------------------	-----------------

BEST PUNTING AVERAGE:

Kevin Cook (2007-10).....	42.3
---------------------------	------

MOST FUMBLE RECOVERIES:

Randy Melvin (1977-80).....	9
-----------------------------	---

MOST PUNT RETURN TOUCHDOWNS:

Frank Cutolo (1998-01).....	4
-----------------------------	---

MOST PUNT RETURNS:

Mark Campana (1976-79).....	85
-----------------------------	----

MOST KICK OFF RETURNS:

Quinten Ponius (2005-08).....	82
-------------------------------	----

PASS RECEP. BY A RUNNING BACK:

DuWayne Pitts (1984-87).....	148
------------------------------	-----

CAREER PASSING PERCENTAGE:

Mike Simpson (1996-97).....	67.1 (331-for-493)
-----------------------------	--------------------

1,000 YARD RUSHERS... SEASON



NATE ANDERSON

1972..... 1,255 yards
1973..... 1,261 yards



POKE COBB

1976..... 1,152 yards
1978..... 1,330 yards
1979..... 1,609 yards



KEVIN STAPLE

1982..... 1,012 yards
1983..... 1,008 yards



JAMIE JONES

1990..... 1,055 yards
1991..... 1,403 yards



WILLIE HIGH

1993..... 1,487 yards
1994..... 1,154 yards
1995..... 1,450 yards



J.R. TAYLOR

2001..... 1,177 yards
2002..... 1,522 yards



VINCENT WEBB

2004..... 1,106 yards
2005..... 1,129 yards
2006..... 1,405 yards



ADEMOLA ADENIJI

2007..... 1,254 yards



TRAVORUS BESS

2008..... 1,086 yards



JAKE WALKER

2012..... 1,133 yards



SHEPARD LITTLE

2013..... 1,551 yards



DEVIN CHURCH

2016..... 1,066 yards

1,000 YARD RUSHERS... CAREER

RUSHER	GM	ATT	YARDS
1 ... Poke Cobb (1976-79).....	32	930	5,042
2 ... Vincent Webb (2003-06).....	48	869	4,233
3 ... Willie High (1992-95).....	38	913	4,231
4 ... J.R. Taylor (1999-02).....	44	635	3,705
5 ... Jamie Jones (1988-91).....	44	727	3,466
6 ... Kevin Staple (1980-83).....	42	724	3,296
7 ... Jabarey McDavid (1996-00).....	38	574	2,837
8 ... Shepard Little (2013-pres.).....	35	434	2,783
9 ... DuWayne Pitts (1984-87).....	42	659	2,690
10 ... Justin Lynch (1995-98).....	44	568	2,658
11 ... Mark Stettner (1974-77).....	40	604	2,638
12 ... Nate Anderson (1971-73).....	22	558	2,516
13 ... Andre Raymond (2000-03).....	43	439	2,323
14 ... Ademola Adeniji (2003-07).....	44	456	2,274
15 ... Tavorus Bess (2004-08).....	39	389	2,033
16 ... Taylor Duncan (2011-14).....	40	452	2,002
17 ... Jake Walker (2010-12).....	32	436	1,893
18 ... Devin Church (2015-16).....	23	364	1,809
19 ... James Marable (1985-88).....	39	389	1,632
20 ... Ken Werner (1969-71).....	27	428	1,526
21 ... Edson Castillo (1989-92).....	39	327	1,457
22 ... Dennis Bundy (1966-68).....	25	417	1,410
23 ... Isaiah Johnson (2017-18).....	22	246	1,391
24 ... Bill Korosec (1991-94).....	34	317	1,366
25 ... Chris Hicks (1992-95).....	43	257	1,323
26 ... Jalen Whitlow (2014-15) - QB.....	23	272	1,304
27 ... Wayne Brown (1998-00).....	32	248	1,202
28 ... Mon Williams (2009-10).....	21	253	1,079
29 ... Ibrahim Bawa (1994-97).....	33	248	1,020



All-American tailback **Nate Anderson** (1970-73) was the first EIU player to rush for 1,000 yards in a season.

3,000 YARD PASSERS... SEASON



SEAN PAYTON

1984..... 3,843 yards
 1985..... 3,146 yards
 1986..... 3,456 yards



TONY ROMO

2002..... 3,165 yards



JIMMY GAROPPOLO

2012..... 3,823 yards
 2013..... 5,050 yards

3,000 YARD PASSERS... CAREER

... PASSER.....	GM.....	CMP-ATT	YARDS
1 ... Jimmy Garoppolo (2010-13)	45	1047-1668.....	13,156
2 ... Sean Payton (1983-86).....	37	756-1408.....	10,655
3 ... Tony Romo (1999-02).....	36	584-941.....	8,212
4 ... Jeff Thorne (1990-93)	38	536-967.....	6,578
5 ... Jeff Christensen (1980-82)	33	469-925.....	6,282
6 ... Eric Arnold (1987-89).....	25	395-740.....	4,722
7 ... Anthony Buich (1998-99).....	21	363-596.....	4,493
8 ... Jalen Whitlow (2014-15)	23	356-624.....	3,984
9 ... Mike Simpson (1996-97).....	22	331-493.....	3,901
10 ... Ron Gustafson (1969-71)	28	299-662.....	3,820
11 ... Bodie Reeder (2007-09)	30	356-560.....	3,741
12 ... Steve Turk (1978-79)	22	268-537.....	3,711
13 ... Roger Haberer (1962-65).....	33	354-733.....	3,647
14 ... Pete Mauch (1992-95).....	44	220-437.....	3,356



Roger Haberer (1962-65) was the first Eastern Illinois quarterback to throw for 3,000 yards in a career...

1,000 YARD RECEIVERS... SEASON



JERRY WRIGHT

1984..... 1,029 yards



ROY BANKS

1984..... 1,269 yards
1986..... 1,014 yards



CALVIN PIERCE

1986..... 1,200 yards



ERIK LORA

2012..... 1,664 yards
2013..... 1,544 yards



ADAM DRAKE

2013..... 1,305 yards
2014..... 1,321 yards



ALEXANDER HOLLINS

2018..... 1,102 yards

1,000 YARD RECEIVERS... CAREER

RECEIVER	GM	REC	YARDS
1 ... Erik Lora (2009-13)	47	332	4,006
2 ... Roy Banks (1983-86)	38	184	3,177
3 ... Adam Drake (2011-14)	49	202	2,979
4 ... Calvin Pierce (1983-86)	39	163	2,629
5 ... Jerry Wright (1981-84)	33	150	2,522
6 ... Chris Wright (2009-12)	45	137	2,443
7 ... Willie White (1970-73)	40	164	2,197
8 ... Frank Cutolo (1998-01)	43	119	2,182
9 ... Ryan Voss (2003-06)	45	126	1,925
10 ... Scott McGhee (1977-80)	33	109	1,920
11 ... Alexander Hollins (2017-18)	22	127	1,796
12 ... Rob Mehalic (1978-81)	43	126	1,766
13 ... Micah Rucker (2006-07)	24	104	1,743
14 ... Mike Rummell (1989-92)	39	115	1,700
15 ... James Warring (1977-79)	22	109	1,555
16 ... Ralph Stewart (1987-89)	29	89	1,459
17 ... Mark O'Donnell (1970-71)	20	104	1,375
18 ... Will Bumphus (1999-02)	36	58	1,357
19 ... Jason Cook (1988-91)	34	67	1,313
20 ... Aaron Gooch (2015-18)	43	134	1,309
21 ... Andre Raymond (2000-03)	43	116	1,266
22 ... Paul Massat (1997-00)	41	114	1,217
23 ... Nick Eller (2002-03)	23	104	1,160
24 ... Kenny Whitaker (2009-11)	30	113	1,149
25 ... Keiondre Gober (2012-pres.)	26	60	1,133
26 ... Greg Jensik (1993-94)	22	67	1,130
27 ... Roger Holoman (1981-83)	32	71	1,115
28 ... DuWayne Pitts (1984-87)	42	147	1,095
29 ... Lorence Ricks (2008-11)	37	69	1,042
30 ... Jeff LePak (2013-14)	26	81	1,040
31 ... Tad Heminger (1962-65)	33	99	1,031
32 ... Ray Schaljo (1962-65)	33	105	1,024



Willie White (1970-73) ranked second in the NCAA College Division in receiving yards in 1971.

300 TACKLES... CAREER



TIM CARVER
1992-95565 tackles



NICK RICKS
2000-03478 tackles



JEFF MILLS
1985-89426 tackles



TIM LANCE
1987-90403 tackles



BILL MINES
1979-82367 tackles



FRED MILLER
2000-03344 tackles



TYRONE COVINGTON
1981-84344 tackles



CORY LEMAN
2008-11325 tackles



DONALD THOMAS
2004-07321 tackles



IRA JEFFERSON
1978-81317 tackles



TRISTAN BURGE
2003-06316 tackles



RANDY MELVIN
1978-80314 tackles



JOHN JURKOVIC
1985-89311 tackles



JOHN NOLL
1987-90307 tackles



JAMES DORSEY
1992-95300 tackles

100 TACKLES... SEASON

... PLAYER	YEAR	TACKLES
1 ... Tim Carver	1994	179
2 ... Tyrone Covington	1984	172
3 ... Tim Lance	1990	152
4 ... Thomas Williams	1997	150
5 ... Nick Ricks	2002	149
6 ... Jeff Mills	1988	144
7 ... Tim Carver	1995	138
... Tim Carver	1993	138
9 ... John Noll	1990	129
10 ... Bill Mines	1982	128
11 ... Donald Thomas	2006	127
... Jeff Mills	1986	127
13 ... Nick Ricks	2001	125
14 ... Clint Sellers	2005	121
15 ... John Williams	1999	120
... Tim Lance	1989	120
17 ... Randy Melvin	1979	119
18 ... Tristan Burge	2006	118
... Tom Seward	1978	118
20 ... Fred Miller	2001	117
21 ... Lucius Seymour	2005	115
... Jamarr Day	2004	115
23 ... Nick Nasti	2010	114
... Randy Melvin	1980	114
25 ... Nick Ricks	2003	111
... Jeff Mills	1989	111
27 ... Tim Carver	1992	110
28 ... Seth McDonald	2015	109
29 ... Dan Dee	1992	108
30 ... Ira Jefferson	1980	107
... Alonzo Lee	1978	107
32 ... Cory Leman	2011	106
33 ... Shavez Hawkins	1982	102
... Aaron Thomas	1986	102
... Bill Mines	1979	102
36 ... Robert Haynes	2012	101
... Robert Williams	1982	101
38 ... John Jurkovic	1988	100

50-YARD FIELD GOALS

- 58 – Rich Ehmke (Oct. 11, 1986 vs. Northern Iowa)
- 53 – Steve Largent (Oct. 24, 1992 at Missouri State)
- 52 – Steve Largent (Oct. 2, 1993 at Indiana State)
- 50 – Evan Araposthathis (Sept. 28, 1985 at Southern Illinois)
- 50 – Steve Berryman (Nov. 3, 1984 vs. Northern Iowa)
- 50 – Jeff Sanders (Oct. 23, 1976 vs. Central State – Ohio)
- 50 – Jeff Sanders (Nov. 2, 1974 at Youngstown State)

70-YARD PUNTS

- 86 – Kevin Cook (Oct. 2, 2010 vs. Southeast Missouri)
- 79 – Tom Schofield (Nov. 22, 2003 vs. Samford)
- 79 – Steve Largent (Sept. 10, 1994 at UTEP)
- 78 – Don Manzke (Nov. 8, 1980 vs. Northern Iowa)
- 75 – Kevin Cook (Sept. 18, 2010 at UT Martin)
- 74 – Cody Edwards (Sept. 16, 2017 vs. Illinois State)
- 73 – Tyler Wilke (Nov. 17, 2007 vs. Samford)
- 73 – Evan Araposthathis (Sept. 28, 1985 at Southern Illinois)
- 72 – Henry Castellanos (Oct. 14, 1983 vs. Northern Iowa)

KICKOFF RETURNS TD (ALL)

- 100 – Chris Watson (Oct. 7, 1995 at Northern Iowa)
- 100 – Marcus Potts (Nov. 5, 1977 at Youngstown State)
- 98 – Frank Cutolo (Oct. 16, 1998 at Murray State)
- 97 – Quentin Ponius (Nov. 10, 2007 at Jacksonville State)
- 96 – Mat Reyna (Sept. 15, 2018 vs. Indiana State)
- 95 – Andre Raymond (Sept. 21, 2002 vs. Indiana State)
- 94 – Tray Mitchell (Oct. 31, 2015 at Murray State)
- 90 – Mark Campana (Dec. 2, 1978 vs. Youngstown State) *
- 88 – James Marable (Sept. 6, 1986 vs. Truman State)
- 87 – Lorence Ricks (Oct. 24, 2009 at Jacksonville State)
- 85 – Daryl Holcombe (Sept. 12, 1987 at Truman State)
- 84 – Obadiah Cooper (Oct. 3, 1992 vs. Southern Illinois)
- 83 – Tavares Crawford (Oct. 1, 2011 at Southeast Missouri)
- 80 – Kevin Staple (Sept. 13, 1980 at Southern Illinois)

PUNT RETURN TD (OVER 50 YARDS)

- 80 – Erik Lora (Nov. 2, 2013 vs. Tennessee Tech)
- 80 – Jermaine Mobley (Oct. 30, 2004 vs. Tennessee State)
- 80 – Frank Cutolo (Oct. 2, 1999 at Central Florida)
- 77 – Frank Cutolo (Nov. 1, 2001 at UT Martin)
- 75 – Shepard Little (Nov. 2, 2013 vs. Tennessee Tech)
- 72 – Mark Campana (Nov. 25, 1978 at UC Davis) *
- 71 – Chris Watson (Sept. 14, 1996 vs. Indiana State)
- 60 – Shepard Little (Aug. 31, 2013 at San Diego State)
- 59 – Frank Cutolo (Sept. 9, 2000 vs. Kentucky Wesleyan) #
Cutolo had two in game (also 38 yard return for TD)

FUMBLE RETURN TD (OVER 50 YARDS)

- 70 – Anthony Goodman (Sept. 28, 2013 vs. Eastern Kentucky)
- 68 – Tristan Burge (Oct. 22, 2005 at Murray State)
- 66 – Mike Gentile (Sept. 23, 2000 at UT Martin)
- 62 – Nick Horne (Nov. 21, 2015 vs. Eastern Kentucky)
- 60 – Jake Maurer (Nov. 8, 2003 vs. Tennessee Tech)
- 51 – Juan Cox (Nov. 3, 1990 vs. Western Kentucky)

INT RETURN TD (OVER 50 YARDS)

- 98 – Roosevelt Williams (Oct. 27, 2001 vs. Tennessee State)
- 87 – Terrence Sanders (Nov. 25, 2006 vs. Illinois State) *
- 85 – Bill Cochrane (Oct. 4, 1986 vs. Liberty)
- 83 – Ed Jackson (Nov. 23, 1996 vs. Eastern Kentucky)
- 79 – C.J. James (Nov. 14, 2009 vs. UT Martin)
- 76 – Tristan Burge (Sept. 1, 2005 vs. Indiana State)
- 76 – Chris Nicholson (Sept. 3, 1983 at Illinois State)
- 73 – Mark Williams (Aug. 31, 2017 at Indiana State)
- 70 – Chris Brown (Sept. 17, 1994 vs. Lock Haven)
- 66 – Erik Dircks (Sept. 7, 1993 at McNeese State)
- 65 – Nick Ricks (Oct. 18, 2003 at Murray State)
- 61 – Bryce Dewberry (Oct. 20, 2018 vs. UT Martin)
- 59 – Ralph Fulton (Sept. 19, 1970 vs. UW Milwaukee)
- 56 – Kevin Gray (Oct. 18, 1980 at Western Illinois)
- 55 – Bob Bronaugh (Sept. 14, 1985 vs. Indiana State)
- 52 – Dan Fallon (Sept. 29, 1984 vs. Ferris State)

PASS RECEPTIONS FOR TD (OVER 70 YARDS)

- 98 – Will Bumphus from Tony Romo (Nov. 18, 2000 vs. Eastern Kentucky)
- 90 – Adam Drake from Jalen Whitlow (Nov. 1, 2014 at Tennessee Tech)
- 86 – Keiondre Gober from Jimmy Garoppolo (Sept. 14, 2013 vs. Illinois State)
- 82 – Adam Drake from Jimmy Garoppolo (Oct. 19, 2013 vs. Southeast Missouri)
- 81 – Chris Wright from Jimmy Garoppolo (Nov. 6, 2010 at Tennessee State)
- 80 – Ben Odugbesan from Jalen Whitlow (Oct. 31, 2015 at Murray State)
- 80 – Frank Cutolo from Tony Romo (Nov. 17, 2001 vs. Murray State)
- 79 – Korliss Marshall from Mitch Kimble (Sept. 1, 2016 vs. Western Illinois)
- 79 – Keiondre Gober from Jimmy Garoppolo (Nov. 2, 2013 vs. Tennessee Tech)
- 79 – Obadiah Cooper from Jeff Thorne (Oct. 24, 1992 at Missouri State)
- 77 – Shaun Grace from Anthony Buich (Nov. 14, 1998 at UT Martin)
- 75 – Roy Banks from Sean Payton (Nov. 3, 1984 vs. Northern Iowa)
- 75 – Jerry Wright from Jeff Christensen (Nov. 6, 1982 at Missouri State)
- 74 – Chris Wright from Jimmy Garoppolo (Nov. 17, 2012 at Central Arkansas)
- 74 – Frank Cutolo from Tony Romo (Oct. 27, 2001 vs. Tennessee State)
- 74 – Jason Cook from Eric Arnold (Nov. 25, 1989 at Idaho) *
- 74 – Calvin Pierce from Sean Payton (Oct. 25, 1986 at Missouri State)
- 74 – Willie White from Joe Hume (Sept. 30, 1972 vs. Illinois-Chicago)
- 73 – Alexander Hollins from Johnathan Brantley (Sept. 15, 2018 vs. Indiana State)
- 73 – Jason Cook from Lee Borkowski (Oct. 13, 1990 vs. Indiana State)
- 73 – Roy Banks from Sean Payton (Oct. 6, 1984 vs. Illinois State)
- 73 – Roy Banks from Sean Payton (Sept. 1, 1984 at Grand Valley State) #
- 72 – Alexander Hollins from Johnathan Brantley (Nov. 17, 2018 at Southeast Missouri)
- 72 – Alexander Hollins from Harry Woodbery (Sept. 22, 2018 vs. Tennessee State)
- 72 – Kenny Whittaker from Jimmy Garoppolo (Sept. 10, 2011 at Northwestern)
- 72 – Derick Wilhelms from Sean Payton (Nov. 8, 1986 at Indiana State)
- 71 – Aaron Gooch from Johnathan Brantley (Sept. 22, 2018 vs. Tennessee State)
- 71 – Frank Cutolo from Tony Romo (Dec. 1, 2001 vs. Northern Iowa) *
- 71 – Greg Jensik from Pete Mauch (Oct. 1, 1994 at Missouri State)
- 71 – Roy Banks from Sean Payton (Nov. 10, 1984 vs. Western Kentucky)
- 71 – Roy Banks from Sean Payton (Sept. 1, 1984 at Grand Valley State) #
- 70 – Ryan Voss from Andy Vincent (Sept. 25, 2004 at Eastern Michigan)
- 70 – Ralph Stewart from Eric Arnold (Oct. 8, 1988 vs. Southern Illinois)
- 70 – Greg Browne from Steve Hagenbruch (Sept. 8, 1973 at UW Stevens Point)
Banks had two 70+ yard touchdown receptions in the same game

RUSHING TD (OVER 70 YARDS)

- 96 – Jimmy Lera (Oct. 18, 2014 at Southeast Missouri)
- 96 – Poke Cobb (Oct. 9, 1976 vs. Tennessee Tech)
- 90 – Vincent Webb (Oct. 16, 2004 vs. Murray State)
- 88 – Nate Anderson (Oct. 27, 1973 vs. St. Joseph's IND)
- 85 – Jamie Jones (Sept. 1, 1990 at Northern Illinois)
- 83 – Malik Harrison (Oct. 24, 2015 vs. Tennessee Tech)
- 83 – Vincent Webb (Oct. 22, 2005 at Murray State)
- 80 – Shepard Little (Dec. 7, 2013 vs. Tennessee State) *
- 80 – Vincent Webb (Sept. 27, 2003 at Indiana State)
- 80 – J.R. Taylor (Sept. 8, 2000 vs. Indiana State)
- 79 – Justin Lynch (Oct. 18, 1997 vs. Middle Tennessee)
- 77 – Kevin Staple (Sept. 17, 1983 vs. Grand Valley State)
- 76 – Don Pittman (Nov. 5, 1977 at Youngstown State) --- Quarterback
- 76 – Gerald Bell (Sept. 11, 1976 at Truman State)
- 74 – Wayne Brown (Nov. 14, 1998 at UT Martin)
- 74 – Poke Cobb (Sept. 15, 1979 vs. Wayne State – Mich.)
- 73 – Shepard Little (Sept. 14, 2013 vs. Illinois State)
- 73 – Ademola Adeniji (Oct. 6, 2007 vs. Eastern Kentucky)
- 71 – Mon Williams (Nov. 13, 2010 at Illinois State)
- 70 – Shepard Little (Nov. 22, 2014 vs. UT Martin)

* Play happened in NCAA Playoff Game

PASS RECEPTIONS

YEAR	PLAYER(S)	NO
1963	Tad Heiminger	29
1964	Tad Heiminger	46
1965	Lynn Strack	36
1966	Frank Farr	7
1967	Bob Jensen	25
1968	Ed Stephens	40
1969	Bob Jensen	24
1970	Mark O'Donnell	52
1971	Willie White	65
1972	Willie White	49
1973	Willie White	20
1974	Jim Young	18
1975	Art Jackson	11
1976	Art Jackson	12
1977	Mark Francis	8
	Poke Cobb	8
1978	James Warring	59
1979	James Warring	47
1980	Scott McGhee	44
1981	Rob Mehalic	67
1982	Jerry Wright	29
1983	Jerry Wright	44
1984	Jerry Wright	76
1985	DuWayne Pitts	65
1986	Calvin Pierce	65
1987	Ralph Stewart	38
1988	Ralph Stewart	37
1989	Jason Cook	37
1990	Mike Rummell	30
1991	Jamie Jones	29
1992	Mike Rummell	37
1993	Greg Jensik	29
	Bill Korosec	29
1994	Greg Jensik	38
1995	Chris Hicks	18
1996	Chris Szarka	35
1997	Donnie Davis	31
1998	Phil Taylor	31
1999	Paul Massat	51
2000	Frank Cutolo	33
2001	Frank Cutolo	41
2002	Andre Raymond	70
2003	Dawanzelle Hopson	56
2004	Ryan Voss	46
2005	Ryan Voss	37
2006	Micah Rucker	49
2007	Micah Rucker	55
2008	Charles Graves	40
2009	Jimmy Potempa	32
2010	Erik Lora	50
2011	Chris Wright	42
	Kenny Whittaker	42
2012	Erik Lora	136 *
2013	Erik Lora	123
2014	Adam Drake	93
2015	Devin Church	36
2016	Devin Church	41
2017	Alexander Hollins	47
2018	Alexander Hollins	80

* Set FCS Single Season Record

RECEIVING YARDS

YEAR	PLAYER	YDS
1963	Ray Schaljo	301
1964	Tad Heiminger	415
1965	Lynn Strack	427
1966	Curt Leonard	86
1967	Bob Jensen	255
1968	Ed Stephens	483
1969	Bob Jensen	281
1970	Mark O'Donnell	721
1971	Willie White	915
1972	Willie White	713
1973	Roger Drach	260
1974	Jim Young	234
1975	Mark Francis	120
1976	Doug Hiatt	170
1977	Mark Francis	143
1978	James Warring	980
1979	James Warring	548
1980	Scott McGhee	763
1981	Rob Mehalic	787
1982	Jerry Wright	706
1983	Jerry Wright	779
1984	Roy Banks	1269
1985	Calvin Pierce	900
1986	Calvin Pierce	1200
1987	Ralph Stewart	634
1988	Ralph Stewart	645
1989	Jason Cook	730
1990	Mike Rummell	440
1991	Mike Rummell	373
1992	Mike Rummell	633
1993	Greg Jensik	438
1994	Greg Jensik	692
1995	Chris Hicks	307
1996	Chris Szarka	475
1997	Anton Manuel	382
1998	Phil Taylor	437
1999	Rahsaan Smith	537
2000	Frank Cutolo	710
2001	Frank Cutolo	792
2002	Andre Raymond	672
2003	Dawanzelle Hopson	466
2004	Ryan Voss	784
2005	Ryan Voss	610
2006	Micah Rucker	966
2007	Micah Rucker	777
2008	Charles Graves	561
2009	Lorence Ricks	381
2010	Chris Wright	557
2011	Chris Wright	735
2012	Erik Lora	1664
2013	Erik Lora	1544
2014	Adam Drake	1321
2015	Isaiah Nelson	347
2016	Devin Church	386
2017	Alexander Hollins	696
2018	Alexander Hollins	1102

PASSING YARDS

YEAR	PLAYER	CMP	ATT	INT	YDS	TDs
1963	Roger Haberer	64	124	5	644	4
1964	Roger Haberer	153	302	17	1443	13
1965	Roger Haberer	116	247	17	1266	5
1966	Joe Davis	36	96	6	338	8
1967	Joe Davis	70	162	10	631	4
1968	Joe Davis	76	167	8	931	5
1969	Terry Tuley	74	163	7	870	8
1970	Ron Gustafson	142	285	20	1851	15
1971	Ron Gustafson	138	308	11	1745	13
1972	Joe Hume	86	193	12	1214	9
1973	Steve Hagenbruch	31	75	9	528	4
1974	Kevin Hussey	37	75	4	388	2
1975	Kevin Hussey	31	59	3	282	0
1976	Andy Vogl	20	42	2	314	2
1977	Andy Vogl	30	77	6	387	1
1978	Steve Turk	160	294	20	2423	25
1979	Steve Turk	108	243	14	1288	11
1980	Jeff Christensen	94	194	10	1340	13
1981	Jeff Christensen	222	430	22	2672	17
1982	Jeff Christensen	153	301	14	2270	21
1983	John Rafferty	123	221	17	1504	10
1984	Sean Payton	270	473	15	3843	28
1985	Sean Payton	256	494	23	3146	22
1986	Sean Payton	222	423	15	3456	23
1987	Eric Arnold	92	186	7	1159	3
1988	Eric Arnold	109	208	12	1325	7
1989	Eric Arnold	194	346	14	2238	12
1990	Jeff Thorne	86	165	8	1054	2
1991	Jeff Thorne	151	246	6	1920	21
1992	Jeff Thorne	155	277	6	1944	10
1993	Jeff Thorne	144	279	19	1660	11
1994	Pete Mauch	98	182	7	1610	8
1995	Pete Mauch	95	193	4	1295	8
1996	Mike Simpson	163	247	7	1987	19
1997	Mike Simpson	168	246	8	1914	13
1998	Anthony Buich	147	240	5	1801	12
1999	Anthony Buich	216	356	12	2692	15
2000	Tony Romo	164	278	12	2583	27
2001	Tony Romo	138	207	6	2068	21
2002	Tony Romo	258	407	16	3165	34
2003	Andrew Harris	264	160	7	1456	8
2004	Matt Schabert	190	311	10	2153	15
2005	Mike Donato	145	254	9	1747	9
2006	Cole Stinson	122	224	11	1349	12
2007	Bodie Reeder	170	260	5	1726	10
2008	Bodie Reeder	177	282	7	1931	13
2009	Jake Christensen	175	300	11	2204	19
2010	Jimmy Garoppolo	124	211	13	1639	14
2011	Jimmy Garoppolo	217	349	14	2644	20
2012	Jimmy Garoppolo	331	540	15	3823	31
2013	Jimmy Garoppolo	375	568	9	5050	53
2014	Jalen Whitlow	185	294	7	2075	15
2015	Jalen Whitlow	171	330	14	1909	10
2016	Mitch Kimble	112	190	5	1414	13
2017	Bud Martin	63	118	8	793	6
2018	Johnathan Brantley	200	307	2	2016	14

SCORING

YEAR	PLAYER(S)	TDs	PAT	FGM	PTS
1963	Jim Lynch	4			24
1964	Ray Schaljo	5			30
1965	Ken Heffley	4			24
1966	Dennis Bundy	7			42
1967	Larry Angelo	4			24
1968	Dennis Bundy	10			60
1969	Vic Wicks	3	1		20
1970	Ken Werner	6	3		42
1971	Ken Werner	8			48
1972	Nate Anderson	10			60
1973	Nate Anderson	10			60
1974	Mark Stettner	4			24
1975	Andy Vogl	2			12
1976	Poke Cobb	13	1		80
1977	Poke Cobb	6			36
1978	Poke Cobb	16			96
1979	Poke Cobb	14			84
1980	Scott McGhee	16			96
1981	Tyrone Davis	8			48
	Roger Holoman	8			48
1982	Kevin Staple	13			78
1983	Henry Castellanos		14	14	56
1984	Roy Banks	17			102
1985	Roy Banks	9	1		56
1986	James Marble	16			96
1987	Rich Ehmke		12	15	57
1988	Ralph Stewart	9			54
1989	Ray D'Alesio		23	10	53
1990	Ray D'Alesio		19	5	34
1991	Edson Castillo	10			60
1992	Bill Korosec	12			72
1993	Willie High	12			72
1994	Willie High	11			66
1995	Steve Largent		35	16	83
1996	Justin Lynch	11			66
1997	Justin Lynch	9			54
1998	Justin Lynch	10			60
1999	Chad Lerner		29	8	53
2000	Bill Besenhofer		49	9	76
2001	J.R. Taylor	20			120
2002	J.R. Taylor	18			112
2003	Vincent Webb	6			36
2004	Vincent Webb	12			72
2005	Vincent Webb	15			90
2006	Micah Rucker	13			78
2007	Ademola Adeniji	15			90
2008	Tyler Wilke		29	15	74
2009	Austin Signor		34	14	76
2010	Cameron Berra		19	8	43
2011	Chris Wright	11			66
2012	Cameron Berra		48	12	84
2013	Erik Lora	20	2		124
2014	Nick Bruno	0	44	14	86
2015	Devin Church	11			66
2016	Devin Church	13			78
2017	Alexander Hollins	7			42
2018	Alexander Hollins	16	2		98

RUSHING

YEAR	PLAYER	ATT	YDS	TDs
1963	Jim Lynch	101	309	3
1964	Lynn Strack	78	307	1
1965	Ken Heffley	142	554	4
1966	Dennis Bundy	155	542	7
1967	Larry Angelo	171	545	4
1968	Dennis Bundy	155	529	10
1969	Ken Werner	94	386	1
1970	Ken Werner	131	400	4
1971	Ken Werner	203	740	8
1972	Nate Anderson	261	1255	10
1973	Nate Anderson	296	1261	10
1974	Mark Stettner	137	484	4
1975	Mark Stettner	201	904	7
1976	Poke Cobb	192	1152	12
1977	Poke Cobb	178	951	6
1978	Poke Cobb	267	1330	16
1979	Poke Cobb	293	1609	14
1980	Kevin Staple	138	576	1
1981	Kevin Staple	137	700	3
1982	Kevin Staple	229	1012	10
1983	Kevin Staple	220	1008	8
1984	DuWayne Pitts	105	362	6
1985	DuWayne Pitts	227	968	5
1986	James Marble	154	884	4
1987	DuWayne Pitts	228	884	4
1988	James Marble	153	622	2
1989	Jamie Jones	237	887	5
1990	Jamie Jones	228	1055	5
1991	Jamie Jones	233	1403	4
1992	Bill Korosec	142	571	11
1993	Willie High	273	1487	12
1994	Willie High	297	1154	11
1995	Willie High	314	1450	12
1996	Justin Lynch	201	912	11
1997	Justin Lynch	172	930	9
1998	Justin Lynch	193	803	7
1999	Jabarey McDavid	173	755	1
2000	J.R. Taylor	129	739	7
2001	J.R. Taylor	185	1177	18
2002	J.R. Taylor	254	1522	18
2003	Vincent Webb	115	593	5
2004	Vincent Webb	228	1106	12
2005	Vincent Webb	262	1129	15
2006	Vincent Webb	264	1405	7
2007	Ademola Adeniji	248	1254	15
2008	Travorus Bess	192	1086	3
2009	Mon Williams	191	870	9
2010	Jimmy Potempa	117	491	2
2011	Jake Walker	151	580	10
2012	Jake Walker	232	1133	12
2013	Shepard Little	217	1551	15
2014	Shepard Little	124	797	3
2015	Devin Church	167	743	9
2016	Devin Church	197	1066	7
2017	Isaiah Johnson	147	683	5
2018	Isaiah Johnson	99	708	7

PUNTING

YEAR	PLAYER	NO	YDS	AVG
1963	Roy Dillard	52	2041	39.2
1964	Dick Wetzler	45	1658	36.8
1965	Larry Baird	37	1321	35.6
1966	Larry Baird	53	1805	34.1
1967	Bill Crail	41	1363	33.2
1968	Bill Crail	19	593	31.2
1969	George Heintz	61	2292	37.6
1970	George Heintz	48	1762	36.7
1971	Joe Hume	32	1110	34.6
1972	Joe Hume	35	1124	32.1
1973	Rick Tsupros	53	1730	32.6
1974	Dave Hoover	66	2320	35.1
1975	Dave Hoover	60	2220	37.0
1976	Jeff Gossett	28	825	29.5
1977	Jeff Gossett	62	2668	43.0
1978	Scott McGhee	32	973	30.4
1979	Jeff Gossett	51	2036	39.9
1980	Don Manzke	65	2641	40.6
1981	Don Manzke	52	2157	41.5
1982	Don Manzke	65	2595	39.9
1983	Henry Castellanos	54	2031	37.6
1984	Evan Arapostathis	58	1971	34.0
1985	Evan Arapostathis	62	2346	37.8
1986	Steve Tillotson	39	1507	38.6
1987	Steve Tillotson	64	2577	40.3
1988	Brian Pindar	68	2410	35.4
1989	Brian Pindar	64	2205	34.5
1990	Brian Pindar	70	2835	40.5
1991	Brian Pindar	48	1813	37.8
1992	Jason Caldwell	58	2352	40.6
1993	Darrell Rennels	56	2071	37.0
1994	Steve Largent	53	1844	34.8
1995	Shawn Denzer	52	1870	36.0
1996	Shawn Denzer	38	1562	41.1
1997	John Fowle	45	1789	39.8
1998	Bill Besenhofer	54	1899	35.2
1999	Bill Besenhofer	56	2297	41.0
2000	Bill Besenhofer	46	1823	39.6
2001	Bill Besenhofer	36	1374	38.2
2002	Tom Schofield	55	1924	35.0
2003	Tom Schofield	66	2505	38.0
2004	Tom Schofield	58	2235	38.5
2005	Tom Schofield	69	2709	39.3
2006	Zach Yates	59	2128	36.1
2007	Kevin Cook	36	1604	44.6
2008	Kevin Cook	40	1587	39.7
2009	Kevin Cook	50	2100	42.0
2010	Kevin Cook	55	2360	42.9
2011	Scott Weatherford	48	1805	37.6
2012	Scott Weatherford	54	2127	39.4
2013	Scott Weatherford	52	1883	36.2
2014	Cody Edwards	26	920	35.4
	Nick Bruno	26	901	34.7
2015	Mike Bernier	62	2335	37.7
2016	Cody Edwards	56	2144	38.3
2017	Cody Edwards	75	2915	38.9
2018	Nick Bruno	55	2223	40.4

ALL-PURPOSE YARDAGE

YEAR	PLAYER	RUSH	REC	PR	KOR	Yds
1963	Rod Butler	205	100	116	87	508
1964	Wayne Stingley	115	211	135	309	770
1965	Lynn Strack	211	427		124	762
1966	Dennis Bundy	542				542
1967	Larry Angelo	545	212	33	267	1057
1968	Tom Walters	392	140		118	650
1969	Steve Bell	92	237	24	354	707
1970	Mark O'Donnell		721			721
1971	Willie White		915		269	1184
1972	Nate Anderson	1255	44			1299
1973	Nate Anderson	1261	62			1323
1974	Gerald Bell	279	28		299	606
1975	Mark Stettner	904	17		91	1012
1976	Poke Cobb	1152	120	37	299	1671
1977	Poke Cobb	951	117		45	1113
1978	Poke Cobb	1330	225	67	134	1756
1979	Poke Cobb	1609	58			1667
1980	Kevin Staple	576	34		446	1056
1981	Kevin Staple	700	365		132	1197
1982	Kevin Staple	1012	198		36	1246
1983	Kevin Staple	1008	96		48	1152
1984	Roy Banks		1269	10		1279
1985	DuWayne Pitts	968	458			1426
1986	James Marble	683	297		260	1240
1987	DuWayne Pitts	884	236	22	142	1284
1988	James Marble	622	268			890
1989	Jamie Jones	887	184	14	181	1266
1990	Jamie Jones	1055	270		282	1607
1991	Jamie Jones	1403	299		305	2007
1992	Bill Korosec	571	336		14	921
1993	Willie High	1487	21			1508
1994	Willie High	1154	39			1193
1995	Willie High	1458	79			1537
1996	Justin Lynch	912	201			1113
1997	Justin Lynch	930	240			1170
1998	Justin Lynch	803	210			1013
1999	Frank Cutolo	56	452	208	549	1265
2000	Frank Cutolo		710	296	61	1067
2001	Andre Raymond	717	309		477	1503
2002	Andre Raymond	612	672	112	872	2268
2003	Andre Raymond	580	104		229	913
2004	Vincent Webb	1106	184		8	1298
2005	Vincent Webb	1129	52			1181
2006	Vincent Webb	1405	183			1588
2007	Ademola Adeniji	1254	148	0	0	1402
2008	Travorus Bess	1086	172	0	0	1258
2009	Mon Williams	870	29	0	0	899
2010	Lorence Ricks	21	285	0	795	1101
2011	Chris Wright	0	735	0	23	758
2012	Erik Lora	14	1664	74	0	1752
2013	Shepard Little	1551	182	259	200	2192
2014	Adam Drake	16	1321	89	9	1435
2015	Devin Church	743	254	0	357	1354
2016	Devin Church	1066	386	0	74	1526
2017	Alexander Hollins	62	694	0	57	813
2018	Isaiah Johnson	708	215	0	228	1151

TOTAL TACKLES

YEAR	PLAYER	NO
1978	Tom Seward	118
1979	Randy Melvin	119
1980	Ira Jefferson	107
1981	Ira Jefferson	95
1982	Bill Mines	128
1983	Tyrone Covington	99
1984	Tyrone Covington	172
1985	Derrick Wilhelms	98
1986	Jeff Mills	127
1987	Daryl Holcombe	97
1988	Jeff Mills	144
1989	Tim Lance	120
1990	Tim Lance	152
1991	Jeff Miles	90
1992	Tim Carver	110
1993	Tim Carver	138
1994	Tim Carver	179
1995	Tim Carver	138
1996	Rodney Pontes	82
1997	Thomas Williams	150
1998	Brian Jones	90
1999	John Williams	120
2000	Nick Ricks	93
2001	Nick Ricks	125
2002	Nick Ricks	149
2003	Nick Ricks	111
2004	Jamarr Day	115
2005	Clint Sellers	121
2006	Donald Thomas	127
2007	Donald Thomas	91
2008	Ke'Andre Sams	74
2009	Nick Nasti	83
2010	Nick Nasti	114
2011	Cory Leman	106
2012	Robert Haynes	101
2013	Jourdan Wickliffe	91
2014	Kamu Grugier-Hill	97
2015	Seth McDonald	109
2016	Seth McDonald	99
2017	Nick Horne	71
2018	Joe Caputo	86

SOLO TACKLES

YEAR	PLAYER	NO
1978	Tom Seward	41
1979	Randy Melvin	68
1980	Ira Jefferson	68
1981	Ira Jefferson	73
1982	Robert Williams	59
1983	Chris Nicholson	60
1984	Tyrone Covington	47
1985	Bob Bronaugh	29
1986	Jeff Mills	39
1987	Daryl Holcombe	59
1988	Jeff Mills	91
1989	Jeff Mills	67
1990	Tim Lance	93
1991	Jeff Miles	60
1992	Tim Carver	74
1993	Tim Carver	82
1994	Tim Carver	77
1995	Tim Carver	87
1996	Rodney Wilson	50
1997	Thomas Williams	102
1998	Antwan Perry	56
1999	John Williams	83
2000	Corey Lewis	51
2001	Nick Ricks	85
2002	Nick Ricks	98
2003	Nick Ricks	65
2004	Chad Cleveland	44
2005	Clint Sellers	88
2006	Donald Thomas	49
2007	Adrian Arrington	48
2008	Rashad Haynes	44
2009	Nick Nasti	38
2010	Nick Nasti	47
2011	Cory Leman	57
2012	Nick Beard	61
2013	Pete Houlihan	53
2014	Kamu Grugier-Hill	47
2015	Seth McDonald	57
2016	Seth McDonald	52
2017	Tray Mitchell	44
2018	Dytarious Johnson	46

TACKLES FOR LOSS

YEAR	PLAYER(S)	NO
1978	Pete Catan	19
1979	Pete Catan	14
1980	Pete Catan	12
1981	Ira Jefferson	16
1982	Keith Wojnowski	9
1983	Chris Nicholson	9
1984	Tom Moskal	12
1985	Scott Pilkerton	8
1986	Aaron Thomas	16
1987	Aaron Thomas	7
	Carl Parker	7
1988	John Jurkovic	14
1989	John Jurkovic	13
1990	Joe Remke	10
	Kent McIntyre	10
1991	Joe Remke	9
1992	Dan Dee	15
1993	Mike Miller	9
1994	Joe Pale	8
1995	Rodney Wilson	5
1996	Rodney Wilson	13
1997	Thomas Williams	9
1998	Ryan Pace	9
1999	Mike Carlin	10
2000	Mike Carlin	16
2001	Fred Miller	12
2002	Nick Ricks	20
2003	Nick Ricks	10
2004	Kory Lothe	10
2005	Clint Sellers	13
2006	Pierre Walters	15
2007	Jeff Sobol	9.5
2008	Pierre Walters	16.5
2009	Trevor Frericks	16
2010	Spyros Bazigos	13.5
2011	Artavious Dowdell	7.5
	Gordy Kickels	7.5
2012	Artavious Dowdell	13.5
2013	Dino Fanti	14.5
2014	Dino Fanit	15.5
2015	Dino Fanti	22
2016	Jarvis Williams	12.5
	David Johnson	12.5
2017	Nick Horne	11.5
2018	Dytarious Johnson	15

QB SACKS

YEAR	PLAYER(S)	NO
1978	Pete Catan	15
1979	Pete Catan	21
1980	Pete Catan	11
1981	Ira Jefferson	15
1982	Keith Wojnowski	16
1983	Chris Nicholson	9
1984	Tom Moskal	10
1985	Tom Moskal	7
1986	John Jurkovic	13
1987	Tom Goven	4
1988	John Jurkovic	7
1989	John Jurkovic	6
	Jim Sarver	6
1990	Joe Remke	7
1991	Joe Remke	6
1992	John Vakos	7
1993	Kevin Zeng	8
1994	Curtis Price	6
	Mike Miller	6
1995	Brian McGavock	8
1996	John Moyer	7
1997	Dave Thomas	4
1998	Brian Jones	4
	Andy Lee	4
1999	Mike Carlin	6
2000	Mike Carlin	10
2001	Nick Ricks	6
2002	Kory Lothe	5
2003	Kory Lothe	8
2004	Kory Lothe	6
2005	Kory Lothe	5
2006	Pierre Walters	6
2007	Pierre Walters	4
2008	Donovan Johnson	6
2009	Perry Burge	5
2010	Artavious Dowdell	4.5
2011	Artavious Dowdell	5
2012	Artavious Dowdell	7.5
2013	Pat Wertz	6.5
2014	Robert Haynes	2.5
	Fedney Delphonse	2.5
2015	Dino Fanti	7.5
2016	Jarvis Williams	5.5
2017	David Johnson	3.5
2018	Levi Watson	3



Left: Pete Catan led Eastern Illinois in sacks and tackles for loss for three straight seasons as the Panthers made NCAA Division II Championship game appearances in 1978 and 1980. EIU won the title over Delaware in 1978.

Right: Tristan Burge earned first team AFCA All-America honors in 2006 as the Panthers earned back-to-back Ohio Valley Conference championships. Burge ended his career with 17 tackles and one interception in the Panthers NCAA playoff loss to Illinois State.



INTERCEPTIONS

YEAR	PLAYER(S)	NO
1978	Rich Brown	7
1979	Tom Murray	4
1980	Rich Brown	7
	Kevin Gray	7
1981	Wilbert James	4
1982	Randy McCue	7
1983	Robert Williams	7
1984	James Boyd	4
1985	Bob Bronaugh	5
1986	R.L. Reynolds	7
1987	Scott Johnson	3
1987	Daryl Holcombe	3
1988	Scott Johnson	4
1989	Tim Lance	6
1990	Tony Farrell	3
1991	Tony Farrell	6
1992	Mike Martinez	4
1993	Ray McElroy	4
1994	Chris Brown	2
	James Dorsey	2
1995	Tim Carver	5
1996	Hasheem Rasheem	5
1997	Ed Jackson	3
	Chris Watson	3
1998	Steffan Nicholson	3
1999	John Williams	4
2000	Kourtney Young	7
2001	Roosevelt Williams	3
2002	Nick Allison	2
	Chad Cleveland	2
	George Love	2
2003	George Love	2
	Fred Miller	2
	Nick Ricks	2
	Kevin Walz	2
2004	Ben Brown	2
2005	Clint Sellers	5
2006	Seymour Loftman	4
2007	Rashad Haynes	5
2008	Rashad Haynes	4
2009	CJ James	5
2010	Sean Campbell	2
2011	Nick Martinez	2
2012	Robert Haynes	2
	Jourdan Wickliffe	2
	Tavares Crawford	2
2013	Jourdan Wickliffe	3
	Alex McNulty	3
2014	Jourdan Wickliffe	4
2015	Jourdan Wickliffe	5
2016	Nick Horne	2
2017	Bradley Dewberry	3
	Mark Williams	3
2018	Edwyn Brown	2
	Mark Williams	2

FUMBLE RECOVERIES

YEAR	PLAYER(S)	NO
1981	Tom Murray	4
1982	Ortega Jackson	6
1983	Greg Duncan	4
1984	Tyrone Covington	6
1985	Bob Bronaugh	4
1986	Dan Polewski	3
	Bill Cochran	3
1987	Ben Stevenson	3
	Scott Johnson	3
1988	Jim Sarver	4
1989	Jim Sarver	3
1990	Juan Cox	2
	Dan Dee	2
	Eric Dircks	2
1991	Dan Dee	2
	Tony Farrell	2
	Derrick Lane	2
	Joe Remke	2
1992	Seven tied	1
1993	Three tied	2
1994	Tim Carver	4
1995	Three tied	2
1996	John Moyer	4
1997	Thomas Williams	2
	Jay Grodecki	2
1998	Ryan Pace	3
	Chris Watson	3
1999	Torrey Chambliss	2
	Terry Griffis	2
	Kourtney Young	2
2000	Nick Ricks	3
2001	Brad Metzger	2
	Fred Miller	2
	Nick Ricks	2
2002	Roosevelt Williams	4
2003	Ben Brown	4
2004	Jamarr Day	2
2005	Tristan Burge	3
	Tim Kelly	3
	Lucius Seymour	3
2006	Donald Thomas	4
2007	7 players tied with	1
2008	Adrian Arrington	2
	Andre Lima	2
2009	Nick Nasti	2
	Cory Leman	2
	Gordy Kickels	2
	Andre Lima	2
2010	Artavious Dowdell	3
2011	Gordy Kickels	2
2012	Antonio Taylor	2
2013	Pat Wertz	5
2014	Kamu Grugier-Hill	2
2015	Kamu Grugier-Hill	3
2016	Vince Speller	2
	David Johnson	2
2017	11 players tied with 1	1
2018	Joe Caputo	2

EASTERN ILLINOIS FOOTBALL CONFERENCE DEFENDERS OF THE YEAR



JOHN JURKOVIC

1985-89
1988 Gateway Conference
Defender of the Year
1989 Gateway Conference
Defender of the Year



TIM LANCE

1987-90
1990 Gateway Conference
Defender of the Year



TIM CARVER

1992-95
1995 Gateway Conference
Defender of the Year



NICK RICKS

2000-03
2002 OVC
Defender of the Year



CLINT SELLERS

2005-06
2005 OVC
Defender of the Year



DONALD THOMAS

2004-07
2006 OVC
Defender of the Year



DINO FANTI

2012-15
2015 OVC
Defender of the Year

100-150 YARD RUSHING GAMES

150.....	Jabarey McDavid.....	at Illinois State.....	9/20/97	Jamie Jones.....	at Southern Illinois.....	9/16/89	
149.....	Justin Lynch.....	Pittsburg (KS) State.....	9/7/96	James Marble.....	Austin Peay.....	9/10/88	
148.....	Vincent Webb.....	at Southeast Missouri.....	10/8/05	121.....	Willie High.....	Western Kentucky.....	11/12/94
	J.R. Taylor.....	at Florida Atlantic.....	11/10/01		Jamie Jones.....	Murray State.....	9/22/90
	Jamie Jones.....	at Western Illinois.....	10/6/90		Larry Angelo.....	at Wisconsin-Milwaukee.....	9/23/67
147.....	Vincent Webb.....	at Samford.....	11/20/04	120.....	James Marble.....	Northern Iowa.....	10/11/86
	J.R. Taylor.....	Southeast Missouri.....	11/4/00	119.....	Jake Walker.....	at Eastern Kentucky.....	10/27/12
	Kevin Staple.....	at Akron.....	10/8/83		Mon Williams.....	at Southeast Missouri.....	9/19/09
146.....	Andre Raymond.....	Southeast Missouri.....	11/4/00		Jabarey McDavid.....	Eastern Kentucky.....	11/23/96
	DuWayne Pitts.....	at Northeastern Missouri.....	9/12/87		Mark Stettner.....	at Northeastern Missouri.....	9/11/76
	Kevin Staple.....	at South Dakota.....	9/5/81	119.....	Tom Meeks.....	Western Illinois.....	10/18/75
	Poke Cobb.....	Evansville.....	11/19/77	118.....	J.R. Taylor.....	Illinois State.....	9/28/02
145.....	Vincent Webb.....	Tennessee-Martin.....	10/29/05		DuWayne Pitts.....	Southwest Missouri.....	10/24/87
	Poke Cobb.....	Western Illinois.....	10/1/77		DuWayne Pitts.....	Western Illinois.....	10/26/85
143.....	Jamie Jones.....	at Northern Iowa.....	10/28/89	117.....	Vincent Webb.....	at Hawai'i.....	9/30/06
	Poke Cobb.....	at Akron.....	9/30/78		Justin Lynch.....	Illinois State.....	10/17/98
142.....	Jalen Whitlow *.....	at UT Martin.....	11/14/15		Justin Lynch.....	St. Joseph's (IN).....	9/3/98
	J.R. Taylor.....	Indiana State.....	9/21/02	116.....	Wayne Brown.....	at Middle Tennessee.....	10/24/98
	Jamie Jones.....	at Southern Illinois.....	11/2/91		Willie High.....	at Southern Illinois.....	11/11/95
	Poke Cobb.....	Central State.....	10/23/76		Edson Castillo.....	Illinois State.....	10/19/91
141.....	Kevin Staple.....	Western Illinois.....	10/22/83		Kevin Staple.....	Illinois State.....	10/4/80
	Kevin Staple.....	Illinois State.....	9/4/82		Poke Cobb.....	Northern Michigan.....	10/30/76
140.....	J.R. Taylor.....	Tennessee State.....	10/7/00	115.....	Jamal Scott.....	Murray State.....	10/6/18
	DuWayne Pitts.....	Western Illinois.....	10/10/87		Ron Jordan.....	at Southeast Missouri.....	9/29/07
	Ken Werner.....	Southwest Missouri.....	10/30/71		Vincent Webb.....	at Jacksonville State.....	11/19/05
139.....	Devin Church.....	at Tennessee Tech.....	10/15/16	114.....	Vincent Webb.....	at Eastern Michigan.....	9/25/04
	Devin Church.....	Austin Peay.....	9/24/16		Justin Morris.....	at Tennessee-Martin.....	11/1/01
	Willie High.....	Northern Iowa.....	10/8/94		Kevin Staple.....	Northeast Missouri.....	9/27/80
	Willie High.....	Lock Haven.....	9/17/94		Poke Cobb.....	at Southern Illinois.....	9/29/79
138.....	Shepard Little.....	at Tennessee State.....	10/26/13		Ken Werner.....	UW Stevens Point.....	9/11/71
137.....	Shepard Little.....	UT Martin.....	11/22/14	113.....	Mon Williams.....	at Indiana State.....	9/12/09
	Jalen Whitlow *.....	Austin Peay.....	9/20/14		Andre Raymond.....	Tennessee State.....	10/27/01
	DuWayne Pitts.....	Liberty.....	9/20/87		Poke Cobb.....	at Northern Iowa.....	10/27/79
136.....	Ken Werner.....	Evansville.....	10/17/71		Poke Cobb.....	at Central State.....	9/24/77
134.....	Andre Raymond.....	at Tennessee Tech.....	10/5/02	112.....	Jalen Whitlow *.....	at Ohio.....	9/27/14
	J.R. Taylor.....	Murray State.....	11/17/01		Justin Lynch.....	Indiana State.....	11/1/96
	Jabarey McDavid.....	Middle Tennessee.....	10/18/97		DuWayne Pitts.....	Western Illinois.....	10/20/84
	Poke Cobb.....	at Northeastern Missouri.....	9/22/79	111.....	Jimmy Lera.....	Jacksonville State.....	11/16/13
	Poke Cobb.....	Central State.....	9/2/78		Shaun Grace.....	at Tennessee-Martin.....	11/14/98
	Don Pittman.....	at Youngstown State.....	11/5/77		DuWayne Pitts.....	at Northeastern Missouri.....	9/7/85
	Nate Anderson.....	at Wisconsin-Milwaukee.....	9/22/73	110.....	Andre Raymond.....	Illinois State.....	9/20/03
	Joe Davis *.....	Bradley.....	10/19/68		Andre Raymond.....	California (PA).....	8/30/03
133.....	Ibrahim Bawa.....	Murray State.....	10/19/96		J.R. Taylor.....	at Hawai'i.....	8/31/02
	Willie High.....	at Illinois State.....	11/5/94		Jabarey McDavid.....	at Indiana State.....	8/31/00
	Wes Nixon.....	Illinois State.....	9/4/82		Justin Lynch.....	at Southeast Missouri.....	11/9/96
132.....	Jake Walker.....	Southeast Missouri.....	11/10/12		Willie High.....	at Indiana State.....	10/2/93
	J.R. Taylor.....	at Southeast Missouri.....	10/19/02		Poke Cobb.....	Northern Iowa.....	9/16/78
	Conrad Praamsma.....	Eastern Kentucky.....	11/23/96	109.....	Devin Church.....	Illinois State.....	9/19/15
	Jamie Jones.....	Indiana State.....	10/13/90		Shepard Little.....	at Murray State.....	10/31/15
	Don Pittman.....	at Murray State.....	11/12/77		Jake Walker.....	Tennessee State.....	11/5/11
	Nate Anderson.....	Wisconsin-Milwaukee.....	9/23/72		Chevon Walker.....	at Tennessee Tech.....	11/22/08
130.....	Shepard Little.....	Tennessee State.....	10/25/14		Vincent Webb.....	Eastern Kentucky.....	10/15/05
129.....	Christopher Anderson.....	Austin Peay.....	9/24/16		Jabarey McDavid.....	Kentucky Wesleyan.....	9/9/00
	Shepard Little.....	Southeast Missouri.....	10/19/13		Kevin Staple.....	Youngstown State.....	10/25/80
	Shepard Little.....	Illinois State.....	9/14/13		Poke Cobb.....	Butler.....	9/8/79
	Willie High.....	at Southwest Missouri.....	10/1/94		Tom Walters.....	at Illinois-Chicago.....	11/2/68
	Jamie Jones.....	Western Illinois.....	10/5/91	108.....	Vincent Webb.....	at Indiana State.....	9/27/03
128.....	Isaiah Johnson.....	at Eastern Kentucky.....	10/27/18		Jamie Jones.....	Eastern Washington.....	9/14/91
	Taylor Duncan.....	at Austin Peay.....	10/10/13	107.....	Isaiah Johnson.....	at Austin Peay.....	11/18/17
	Justin Lynch.....	St. Joseph's (IN).....	9/13/97		Taylor Duncan.....	Southeast Missouri.....	10/19/13
	Mark Stettner.....	at Butler.....	11/13/76		Mon Williams.....	at Southern Illinois.....	11/28/09
	Mark Stettner.....	at Western Illinois.....	10/16/76		Vincent Webb.....	at Illinois State.....	9/16/06
	Travrus Bess.....	at Tennessee State.....	10/27/07		James Marable.....	at Northern Michigan.....	9/13/86
127.....	Jabarey McDavid.....	St. Joseph's (IN).....	9/13/97		Ken Werner.....	at Fairmont State.....	11/14/70
	Justin Lynch.....	Eastern Kentucky.....	11/23/96	106.....	Vincent Webb.....	at Tennessee Martin.....	10/28/06
	Bill Korosec.....	Southern Illinois.....	10/3/92		Ademola Adeniji.....	at Tennessee-Martin.....	10/23/04
	Poke Cobb.....	Illinois State.....	11/20/76		Shaun Grace.....	at Eastern Kentucky.....	11/21/98
125.....	Devin Church.....	at Tennessee State.....	10/17/15		Kevin Staple.....	at Northeastern Missouri.....	9/24/83
	Jake Walker.....	at South Dakota State.....	11/24/12		Tyrone Davis.....	Western Illinois.....	10/17/81
	Willie High.....	Illinois State.....	10/28/95	105.....	Isaiah Johnson.....	at Southeast Missouri.....	11/17/18
	Kevin Staple.....	Northeastern Missouri.....	9/11/82				
	Cliff Thurman.....	at Youngstown State.....	11/5/77				
124.....	Jake Walker.....	at Austin Peay.....	10/29/11				
	Travrus Bess.....	vs. Southeast Missouri.....	10/18/08				
	Vincent Webb.....	at Eastern Kentucky.....	10/14/06				
	Jabarey McDavid.....	at Southeast Missouri.....	11/9/96				
	Poke Cobb.....	at Butler.....	9/9/78				
	Mark Stettner.....	Central State.....	10/23/76				
	Mark Stettner.....	at Central Missouri.....	10/4/75				
123.....	Malik Harrison.....	Tennessee Tech.....	10/24/15				
	Shepard Little.....	at UT Martin.....	11/23/13				
122.....	Shepard Little.....	at Eastern Kentucky.....	10/11/14				
	J.R. Taylor.....	Tennessee Tech.....	9/29/01				

* indicates player was a quarterback

100-150 YARD RUSHING GAMES (cont.)

105.....	Jamie Jonesat Illinois State9/29/90
	Tom Meeksat Northern Michigan9/13/75
	Steve HagenbruchIllinois State10/19/74
104.....	Scotty Gilkey Jr *at Tennessee State9/30/17
	Vincent WebbIndiana State9/11/04
	Justin Lynchat Northern Illinois9/19/98
	Jamie JonesLock Haven8/31/91
103.....	Shepard Littleat Southeast Missouri10/18/14
	Jake WalkerJacksonville State10/13/12
	Kevin StapleIndiana State11/14/81
102.....	Jake WalkerMurray State9/22/12
	Andre Raymondat Tennessee-Martin9/23/00
	Justin LynchSoutheast Missouri10/3/98
	Jabarey McDavidat Austin Peay11/2/96
	Willie HighIndiana State10/29/94
	Edson CastilloNorthern Iowa11/7/92
	Jamie JonesNorthwestern State (La.)9/9/89
	Nate AndersonQuantic Marines11/4/72
	Nate AndersonIllinois State10/7/72
101.....	Devin ChurchUT Martin11/5/16
	Jimmy PotempaJacksonville State9/25/10
	Justin LynchIndiana State9/14/96
	Jamie Jonesat Northwestern State (La.)9/8/90
	Lonnie DentonWayne State9/16/79
	Poke Cobbvs. Delaware12/9/78
100.....	Taylor DuncanTowson12/13/13
	Taylor Duncanat Southern Illinois9/7/13
	J.R. Taylorat Tennessee State11/2/02
	James Marableat Indiana State10/1/88
	Kevin Stapleat Western Illinois10/23/82
	Rod SlaughterIllinois State10/4/80
	Nate AndersonWayne State11/3/73

151-200 YARD RUSHING GAMES

198.....	Justin LynchMiddle Tennessee10/19/97
197.....	Poke CobbSouth Dakota9/11/79
	Ademola Adenijiat Murray State10/13/07
193.....	Nate Andersonat Illinois State9/30/72
191.....	Vincent WebbMurray State10/16/04
189.....	Nate AndersonIndiana State9/6/72
187.....	Isaiah JohnsonAustin Peay11/10/18
186.....	Ademola AdenijiEastern Kentucky10/6/07
184.....	Shepard LittleTennessee State (FCS)12/7/13
	Travorus Bessat Illinois9/6/08
183.....	Willie HighWestern Kentucky10/14/95
182.....	Jake Walkerat UT Martin10/6/12
	Vincent WebbMurray State10/21/06
	Willie HighWestern Illinois11/4/95
179.....	Vincent WebbIndiana State9/9/06
	Jabarey McDavidTennessee-Martin9/25/99
	Nate AndersonIllinois-Chicago9/28/73
177.....	Devin Churchat Eastern Kentucky11/19/16
	Jabarey McDavidat Tennessee Tech10/26/96
174.....	J.R. Taylorat Murray State11/23/02
	Wayne Brownat Tennessee-Martin11/14/98
	Poke CobbWayne State9/15/79
173.....	Shepard Littleat Murray State11/9/13
	Willie HighTennessee-Martin9/16/95
	Poke CobbYoungstown State11/3/79
172.....	Willie HighMurray State9/1/93
171.....	Taylor DuncanMurray State11/8/14
	Willie HighAustin Peay8/31/95

151-200 YARD RUSHING GAMES (cont.)

170.....	J.R. Taylorat Southern Illinois10/20/01
	Ademola AdenijiSamford11/17/07
169.....	Poke Cobbat Northern Michigan10/21/78
	Poke CobbTennessee Tech10/9/76
	DuWayne PittsSaginaw Valley9/21/85
168.....	Jamie JonesNorthern Illinois9/1/90
	Willie HighSoutheast Missouri9/9/95
166.....	Jamie JonesSouthwest Missouri11/16/91
165.....	Norris SmithIndiana State9/9/06
	Willie HighSouthern Illinois11/19/94
164.....	Vincent Webbat Murray State10/22/05
163.....	Travorus Bessat Tennessee Tech11/22/08
	Poke CobbWestern Illinois10/6/79
161.....	Isaiah Johnsonat Tennessee Tech9/29/18
	Andre Raymondat Tennessee-Martin11/1/01
	Poke Cobbat Illinois State11/10/79
	Nate AndersonCentral Missouri11/11/72
160.....	Jamie Jonesat Northern Iowa11/23/91
159.....	Willie HighCentral State (OH)9/30/95
	Kevin Stapleat Youngstown State10/2/82
	Nate AndersonWestern Illinois11/27/73
158.....	DuWayne PittsNortheast Missouri9/6/86
	Ademola Adenijiat Jacksonville State11/10/07
155.....	Devin ChurchMurray State10/22/16
	Vincent WebbSoutheast Missouri10/2/04
	Poke CobbNortheast Missouri9/10/77
	Justin Lynchat Austin Peay11/2/96
	Ademola Adenijiat Tennessee State10/27/07
154.....	Norris SmithMurray State10/21/06
	J.R. TaylorNorthern Iowa12/1/01
	J.R. TaylorIndiana State9/8/01
	Jamie JonesIllinois State10/19/91
	Jamie Jonesat Idaho11/25/89
153.....	DuWayne PittsSouthern Illinois11/7/87
152.....	Poke Cobbat Northern Iowa9/17/77
	Mark Stettnerat Southwest Missouri9/25/76
151.....	Vincent Webbat Tennessee-Martin10/23/04
	Poke CobbIllinois State11/4/78

201-299 YARD RUSHING GAMES


283.....	Kevin StapleGrand Valley State9/17/83
268.....	Nate AndersonSt. Joseph's10/27/73
259.....	Nate Andersonat Southwest Missouri10/28/72
245.....	Shepard LittleJacksonville State11/16/13
241.....	J.R. TaylorSoutheast Missouri10/13/01
240.....	Willie HighNorthwestern Louisiana11/6/93
236.....	Isaiah Johnsonat Murray State10/14/17
230.....	Poke Cobbat Butler11/13/76
224.....	Willie Highat Northern Iowa10/16/93
221.....	Willie Highat Southern Illinois11/20/93
215.....	Poke CobbNorthern Michigan10/20/79
211.....	Edson CastilloWestern Kentucky11/14/92
208.....	Vincent Webbat Samford9/23/06
	J.R. TaylorTennessee-Martin11/9/02
207.....	J.R. Taylorat Illinois State11/11/00
206.....	Vincent WebbTennessee-Martin10/25/03
205.....	Mark StettnerMurray State11/15/75
203.....	Jamie JonesMurray State9/21/91
	Willie HighSouthwest Missouri10/30/93
202.....	Poke CobbMurray State11/11/78

300+ YARD RUSHING GAMES


308J.R. Taylor.....Florida Atlantic..... 11/16/02

DOUBLE 100+ YARD RUSHING GAMES

- 358..... 230Poke Cobb..... at Butler..... 11/13/76
128Mark Stettner
- 356..... 245Shepard Little Jacksonville State 11/16/13
111Jimmy Lera
- 344..... 179Vincent Webb Indiana State..... 9/9/06
165Norris Smith
- 336..... 182Vincent Webb Murray State 10/21/06
154Norris Smith
- 334..... 198Justin Lynch..... Middle Tennessee 10/18/97
136Jabarey McDavid
- 293..... 146Andre Raymond Southeast Missouri 11/4/00
147J.R. Taylor
- 282..... 155Ademola Adeniji..... at Tennessee State 10/27/07
127Travorus Bess
- 275..... 161Andre Raymond Tennessee-Martin 11/1/01
114Justin Morris
- 174Wayne Brown at Tennessee-Martin..... 11/14/98
101Shaun Grace
- 174Poke Cobb..... Wayne State..... 9/15/79
101Lonnie Durham
- 274..... 141Kevin Staple Illinois State..... 9/4/82
133Wes Nixon
- 272..... 163Travorus Bess at Tennessee Tech 11/22/08
109Chevon Walker
- 270..... 154Jamie Jones Illinois State..... 10/19/91
116Edson Castillo
- 268..... 139Devin Church..... Austin Peay 9/24/16
129Christopher Anderson
- 266..... 142Poke Cobb..... Central State 10/23/76
124Mark Stettner
- 259..... 134Don Pittman..... at Youngstown State 11/5/77
125Cliff Thurman
- 257..... 151Vincent Webb at Tennessee-Martin..... 10/23/04
106Ademola Adeniji
- 155Justin Lynch..... at Austin Peay 11/2/96
102Jabarey McDavid
- 255..... 128Justin Lynch..... St. Josephs (IN) 9/13/97
127Jabarey McDavid
- 238..... 129Shepard Little Southeast Missouri 10/19/13
109Taylor Duncan
- 234..... 124Jabarey McDavid..... at Southeast Missouri 11/9/96
110Justin Lynch
- 216..... 116Kevin Staples Illinois State..... 10/4/80
100Rod Slaughter



Willie High



JR Taylor

TRIPLE 100+ YARD RUSHING GAMES

TOTAL	YDS	PLAYERS	OPPONENT	DATE
377.....	132	Conrad Praamsma	Eastern Kentucky	11/23/96
.....	126	Justin Lynch		
.....	119	Jabarey McDavid		

500+ YARD PASSING GAMES

YDS	PLAYER	OPPONENT	C-A-I	TDs	DATE
509	Sean Payton	Saginaw Valley	40-58-3	4	9/21/85

400+ YARD PASSING GAMES

YDS	PLAYER	OPPONENT	C-A-I	TDs	DATE
486	Sean Payton	SW Missouri	33-48-3	3	10/27/84
480	Jimmy Garoppolo	Illinois State	26-41-0	7	9/14/13
477	Jimmy Garoppolo	at UT Martin	26-46-0	6	11/23/13
461	Sean Payton	W. Kentucky	22-36-0	5	11/10/84
453	Jimmy Garoppolo	Austin Peay	18-31-0	5	9/29/12
450	Jimmy Garoppolo	at Northern Ill.	34-49-2	6	9/21/13
443	Johnathan Brantley	Indiana State	49-37-0	4	9/15/18
440	Jimmy Garoppolo	at S. Illinois	34-56-1	4	9/7/13
435	Anthony Buich	SE Missouri	36-49-1	3	11/6/99
428	Jimmy Garoppolo	at UT Martin	36-55-2	2	10/6/12
414	Tony Romo	Toledo	25-46-0	2	9/16/00
412	Sean Payton	Northern Iowa	34-58-1	3	11/3/84
410	Jimmy Garoppolo	at Tennessee State	24-41-1	4	10/26/13
409	Jeff Christensen	SW Missouri	20-33-2	2	11/6/82
400	Sean Payton	Southern Illinois	26-40-0	3	9/20/86



Jeff Christensen (1980-82) was the first Eastern Illinois quarterback to throw for 400 yards in a game...

300+ YARD PASSING GAMES

YDS	PLAYER	OPPONENT	C-A-I	TDs	DATE
399	Jimmy Garoppolo	Tennessee Tech	33-50-1	4	11/2/13
398	Sean Payton	Murray State	30-54-3	0	11/29/86
394	Sean Payton	Eastern Kentucky	24-48-2	3	12/6/86
393	Jimmy Garoppolo	Murray State	39-60-0	5	9/22/12
386	Tony Romo	Northern Iowa	22-34-2	5	12/1/01
387	Jimmy Garoppolo	Illinois State	37-61-3	2	9/15/12
384	Sean Payton	S. Illinois	27-54-3	4	10/13/84
383	Sean Payton	SW Missouri	27-52-2	3	10/19/85
381	Tony Romo	Tennessee St.	36-21-1	3	10/27/01
379	Sean Payton	SW Missouri	22-41-1	5	10/25/86
376	Jimmy Garoppolo	Southeast Missouri	22-30-2	3	10/19/13
	Jimmy Garoppolo	Tennessee Tech	27-41-1	3	11/3/12

300+ YARD PASSING GAMES - cont...

YDS	PLAYER	OPPONENT	C-A-I	TDs	DATE
373	Tony Romo	Tennessee Tech	28-38-2	4	10/5/02
370	Jeff Christensen	N. Michigan	18-31-2	3	11/1/80
369	Jimmy Garoppolo	Southern Illinois	32-49-0	5	8/30/12
365	Sean Payton	Winona State	22-35-0	2	11/1/86
361	Jimmy Garoppolo	at San Diego St	31-46-0	3	8/31/13
359	Tony Romo	E. Kentucky	19-38-2	2	10/12/02
	Steve Turk	Youngstown St.	25-51-6	2	10/7/78
354	Sean Payton	W. Kentucky	27-41-1	2	11/15/86
348	Ron Gustafson	C. Michigan	28-56-2	3	10/24/70
345	Sean Payton	Illinois State	24-43-4	1	10/6/84
343	Anthony Buich	E. Kentucky	34-47-1	3	11/20/99
341	Jimmy Garoppolo	Murray State	35-26-0	4	10/23/10
339	Harry Woodbery	at Tenn. Tech	49-32-0	5	9/29/18
337	Sean Payton	NE Missouri	31-56-4	1	9/7/85
333	Sean Payton	Liberty	25-46-1	1	10/4/86
331	Jimmy Garoppolo	at Tennessee State	33-20-0	4	11/6/10
330	Anthony Buich	UT-Martin	15-17-0	3	11/14/98
329	Jeff Christensen	Youngstown St.	28-49-3	2	10/24/81
328	Johnathan Brantley	Murray State	42-28-0	3	10/6/18
327	Mike Donato	Tennessee Tech	16-24-1	2	11/12/05
326	Sean Payton	NE Missouri	23-41-1	3	9/15/84
325	Sean Payton	Grand Valley	21-31-0	3	9/1/84
323	Mitch Kimble	at Tennessee Tech	21-36-1	2	10/15/16
	Mitch Kimble	Western Illinois	18-29-1	2	9/1/16
	Sean Payton	Indiana State	32-56-2	2	9/8/84
322	Jimmy Garoppolo	Eastern Kentucky	26-39-1	3	9/28/13
	Jake Christensen	UT Martin	18-21-0	4	11/14/09
	Tony Romo	Tennessee St.	17-31-1	4	11/2/02
321	Jimmy Garoppolo	Towson	38-50-0	2	12/13/13
	Mike Simpson	W. Michigan	24-35-0	4	8/29/96
319	Tony Romo	Hawai'i	30-53-2	4	8/31/02
318	Sean Payton	NE Missouri	18-33-3	2	9/6/86
317	Matt Schabert	at Tenn. Tech	32-45-0	2	10/2/04
315	Matt Schabert	SE Missouri	16-30-0	1	10/2/04
	Pete Mauch	SW Missouri	15-19-0	2	10/1/94
314	Jeff Christensen	Wayne State	22-36-1	4	9/18/82
313	Sean Payton	Ferris State	14-28-0	3	9/29/84
312	Jalen Whitlow	Murray State	27-37-0	3	11/8/14
308	Cole Stinson	Tennessee Tech	19-26-0	2	8/30/07
	Mike Simpson	Middle Tenn.	25-40-3	1	11/16/96
	Jeff Christensen	Jackson State	26-50-2	0	11/27/82
307	Anthony Buich	W. Kentucky	22-35-1	1	10/30/99
	Eric Arnold	Akron	28-40-1	1	9/17/89
	John Rafferty	Youngstown St.	21-36-1	3	10/1/83
306	Jimmy Garoppolo	Austin Peay	21-30-0	5	10/10/13
	Tony Romo	Murray State	21-15-0	3	11/17/01
304	Jimmy Garoppolo	Illinois State	25-34-0	3	9/1/11
302	Tony Romo	Murray State	33-47-2	2	11/23/02
	Jeff Christensen	Indiana State	32-51-1	2	11/14/81
301	Jimmy Garoppolo	Tennessee Tech	20-52-3	3	9/17/11
	Anthony Buich	SE Missouri	16-24-0	0	10/3/98
	Sean Payton	Indiana State	17-32-2	2	11/8/86
300	Sean Payton	Illinois State	22-45-3	2	10/12/85

100-150 YARD RECEIVING GAMES

149.....	Calvin Pierce.....	Murray State.....	11/29/86
	James Warring.....	at Youngstown State.....	10/7/78
147.....	Calvin Pierce.....	Western Kentucky.....	11/15/86
146.....	Adam Drake.....	UT Martin.....	11/22/14
	Adam Drake.....	at Eastern Kentucky.....	10/11/14
	Jason Calabrese.....	Murray State.....	9/1/94
145.....	Roy Banks.....	Saginaw Valley State.....	9/21/85
143.....	Rahsaan Smith.....	at Eastern Kentucky.....	11/20/99
	Greg Jensik.....	Western Kentucky.....	11/12/94
142.....	Ryan Voss.....	at Eastern Michigan.....	9/25/04
	Greg Jensik.....	at Southwest Missouri.....	10/1/94
140.....	Keiondre Gober.....	at San Diego State.....	8/31/13
	Chavar Watkins.....	at Tennessee Tech.....	11/3/12
139.....	Adam Drake.....	Southern Illinois.....	9/6/14
	Erik Lora.....	Austin Peay.....	9/29/12
	Roy Banks.....	at Kansas.....	10/5/85
138.....	Adam Drake.....	Southeast Missouri.....	10/19/13
137.....	Adam Drake.....	at Northern Illinois.....	9/21/13
	Chris Wright.....	Austin Peay.....	9/29/12
	Devon O'Neal.....	Illinois State.....	9/28/02
136.....	Erik Lora.....	at Southern Illinois.....	9/7/13
	Roy Banks.....	Liberty.....	10/4/86
	Jerry Wright.....	at Tennessee State.....	12/4/82
135.....	Scott McGhee.....	at Butler.....	9/9/78
133.....	Erik Lora.....	at Austin Peay.....	10/10/13
	Erik Lora.....	at South Dakota State.....	11/24/12
	Jerry Wright.....	at Western Kentucky.....	11/12/83
132.....	Alexander Hollins.....	Murray State.....	10/6/18
	Alexander Hollins.....	Tennessee State.....	9/22/18
	Keiondre Gober.....	Austin Peay.....	9/29/12
131.....	Erik Lora.....	Southeast Missouri.....	10/19/13
130.....	Chris Wright.....	at Murray State.....	10/15/11
	Roy Banks.....	Northeast Missouri.....	9/15/84
	Roger Holoman.....	Wayne State.....	9/18/82
	Jerry Wright.....	Jackson State.....	11/27/82
129.....	Erik Lora.....	Towson.....	12/13/13
	Keiondre Gober.....	Tennessee Tech.....	11/2/13
	Ryan Voss.....	Southeast Missouri.....	10/2/04
	Will Bumphus.....	Indiana State.....	9/21/02
128.....	Keiondre Gober.....	at Tennessee State.....	10/26/13
	Chris Wright.....	at Central Arkansas.....	11/17/12
	Erik Lora.....	Jacksonville State.....	10/13/12
	Andre Raymond.....	at Hawai'i.....	8/31/02
	Roy Banks.....	Northern Michigan.....	11/2/85
127.....	Alexander Hollins.....	at Arkansas.....	9/1/18
	Scott McGhee.....	Northeast Missouri.....	9/23/78
126.....	Roy Banks.....	Southern Illinois.....	10/13/84
125.....	Alexander Hollins.....	Tennessee Tech.....	10/7/17
	Will Bumphus.....	Eastern Kentucky.....	11/18/00
	Roy Banks.....	Western Kentucky.....	11/10/84
124.....	Aaron Gooch.....	Murray State.....	10/6/18
	Ryan Voss.....	Tennessee Tech.....	11/12/05
	Jerry Wright.....	Southern Illinois.....	10/13/84
122.....	Rod Slaughter *.....	vs. Cal Poly.....	12/13/80
121.....	J.R. Taylor *.....	Western Kentucky.....	10/30/99
	Jason Cook.....	at Western Kentucky.....	11/9/91
	Roy Banks.....	Murray State.....	11/29/86
120.....	Chris Wright.....	at Southern Illinois.....	11/11/11
	Jerry Wright.....	Ferris State.....	9/29/84
119.....	Erik Lora.....	Tennessee Tech.....	11/2/13
	Will Bumphus.....	at Tennessee State.....	11/2/02
	Roy Banks.....	Southwest Missouri.....	10/19/85
118.....	Alexander Hollins.....	Southeast Missouri.....	9/23/17
	Jason Cook.....	at Northwestern Louisiana.....	9/9/89
	Roy Banks.....	Eastern Kentucky.....	12/6/86
117.....	Keiondre Gober.....	Eastern Kentucky.....	9/28/13
	Erik Lora.....	at Western Michigan.....	9/8/12
114.....	Alexander Hollins.....	at UT Martin.....	10/28/17
	Lorence Ricks.....	Illinois State.....	9/1/11
	Lorence Ricks.....	Murray State.....	10/23/10
112.....	Adam Drake.....	at Murray State.....	11/9/13
	Jeff LePak.....	at Tennessee State.....	10/26/13
	Erik Lora.....	at Illinois State.....	9/15/12
	Nick Eller.....	at Southeast Missouri.....	10/19/02
	Paul Massat.....	at Southeast Missouri.....	11/6/99
	Philip Taylor.....	St. Joseph's (IN).....	9/3/98

111.....	Korliss Marshall *.....	Western Illinois.....	9/1/16
	Greg Jensik.....	at Texas El Paso.....	9/10/94
	Obadiah Cooper.....	at Southwest Missouri.....	10/24/92
	Roy Banks.....	Ferris State.....	9/29/84
	James Warring.....	Northern Iowa.....	9/16/78
110.....	Aaron Gooch.....	Indiana State.....	9/15/18
	Adam Drake.....	at Southeast Missouri.....	10/18/14
	Ralph Stewart.....	Western Illinois.....	10/10/87
	Willie Cain.....	Southwest Missouri.....	10/19/85
109.....	Adam Drake.....	at Minnesota.....	8/28/14
	Charles Graves.....	at UT Martin.....	10/9/08
108.....	James Sheehan.....	at Eastern Kentucky.....	10/27/18
	Charles Graves.....	UT Martin.....	11/14/09
	Frank Cutolo.....	at San Diego State.....	10/6/01
	Frank Cutolo.....	at Illinois State.....	11/11/00
107.....	Alexander Hollins.....	Eastern Kentucky.....	11/4/17
	Addison Bounds.....	Southeast Missouri.....	10/10/15
	James Warring.....	Youngstown State.....	12/2/1978
106.....	Anthony Taylor.....	at Northern Iowa.....	11/28/15
	Micah Rucker.....	Jacksonville State.....	11/18/06
	Calvin Pierce.....	at Western Illinois.....	10/18/86
	Willie Cain.....	Northeast Missouri.....	9/6/86
105.....	Erik Lora.....	at Tennessee State.....	10/26/13
	Micah Rucker.....	at Illinois.....	9/2/06
	Tom Hess.....	Northern Iowa.....	10/7/95
104.....	Ryan Voss.....	Tennessee State.....	10/30/04
	Ralph Stewart.....	Southern Illinois.....	11/7/87
	Calvin Pierce.....	Northeast Missouri.....	9/6/86
103.....	Dennis Turner.....	Tennessee Tech.....	10/7/17
	Adam Drake.....	at Southern Illinois.....	9/7/13
	Ryan Voss.....	at Southeast Missouri.....	10/8/05
	Jason Cook.....	Illinois State.....	9/30/89
	Calvin Pierce.....	at Western Kentucky.....	11/16/85
	DuWayne Pitts *.....	at Southwest Missouri.....	10/27/84
	Darryon White *.....	Illinois State.....	9/4/82
	Otis Grant.....	at North Alabama.....	12/6/80
102.....	Chris Wright.....	at Tennessee Tech.....	11/3/12
	Kenny Whittaker.....	at Eastern Kentucky.....	10/9/10
	Erik Lora.....	at UT Martin.....	9/18/10
	Jason Cook.....	at Liberty.....	10/7/89
	James Warring.....	at Wayne State.....	10/28/78
	Ray Schaljo.....	Northwood (Mich.) Univ.....	10/16/65
101.....	Alexander Hollins.....	at Tennessee Tech.....	10/29/18
	Lorence Ricks.....	at Southeast Missouri.....	9/19/09
	Will Bumphus.....	at Central Florida.....	10/2/99
	Chris Szarka *.....	Middle Tennessee.....	11/16/96
	James Warring.....	at Northern Michigan.....	10/21/78
100.....	Dawanzel Hopson.....	at Jacksonville State.....	11/15/03
	Bob Jensen.....	at Northeast Missouri.....	10/11/69

* Indicates player was a running back



DuWayne Pitts (1984-87) holds the EIU record for single season and career receptions by a running back...

151-200 YARD RECEIVING GAMES

199.....	Calvin Pierce.....	Southern Illinois.....	9/20/86
198.....	Erik Lora.....	at Northern Illinois.....	9/21/13
196.....	Jeff LePak.....	at UT Martin.....	11/23/13
195.....	Willie White.....	Southwest Missouri.....	10/30/71
193.....	Roger Holoman.....	Central State.....	9/26/81
	Willie White.....	Illinois Chicago.....	9/30/72
186.....	Erik Lora.....	Illinois State.....	9/14/13
	Calvin Pierce.....	Saginaw Valley State.....	9/21/85
183.....	Micah Rucker.....	Indiana State.....	9/9/06
180.....	Micah Rucker.....	Southeast Missouri.....	10/7/06
179.....	Roy Banks.....	at Grand Valley State.....	9/1/84
178.....	Erik Lora.....	Southeast Missouri.....	11/10/12
	Jerry Wright.....	at Southwest Missouri.....	11/6/82
	Mark O'Donnell.....	Central Michigan.....	10/24/70
177.....	Calvin Pierce.....	Eastern Kentucky.....	12/6/86
176.....	Adam Drake.....	Murray State.....	11/8/14
	Adam Drake.....	Illinois State.....	9/14/13
175.....	Frank Cutolo.....	at Toledo.....	9/16/00
	Rob Mehalic.....	Delaware State.....	11/21/81
172.....	Roy Banks.....	Northern Iowa.....	11/3/84
170.....	Scott McGhee.....	Northern Iowa.....	9/16/78
169.....	Micah Rucker.....	Tennessee Tech.....	8/30/07
	Jerry Wright.....	at Indiana State.....	9/8/84
168.....	Roy Banks.....	Winona State.....	11/1/86
167.....	Alexander Hollins.....	Indiana State.....	9/15/18
166.....	Calvin Pierce.....	at Northeast Missouri.....	9/7/85
163.....	Roy Banks.....	at Illinois State.....	8/30/86
162.....	Jerry Wright.....	at Northeast Missouri.....	9/24/83
160.....	Tad Heminger.....	at UW Milwaukee.....	10/2/65
157.....	Jerry Wright.....	Southern Illinois.....	10/30/82
	James Warring.....	Northeast Missouri.....	9/23/78
156.....	Jerry Wright.....	Youngstown State.....	10/1/83
154.....	Roy Banks.....	Illinois State.....	10/6/84
	Jerry Wright.....	at Southwest Missouri.....	10/27/84
153.....	Adam Drake.....	at Tennessee Tech.....	11/1/14
	Micah Rucker.....	at Murray State.....	10/13/07
151.....	Erik Lora.....	Southern Illinois.....	8/30/12
	Scott McGhee.....	at Youngstown State.....	10/7/78



Frank Cutolo (1998-2001) was the first Eastern Illinois wide receiver to post two 200-yard receiving days in his career.

200-PLUS YARD RECEIVING GAMES
















269.....	Erik Lora.....	Murray State.....	9/22/12
239.....	Frank Cutolo.....	Tennessee State.....	10/27/01
238.....	Calvin Pierce.....	at Southwest Missouri.....	10/25/86
225.....	Adam Drake.....	at UT Martin.....	11/23/13
217.....	Chris Wright.....	at Tennessee State.....	11/6/10
217.....	Frank Cutolo.....	Northern Iowa.....	12/1/01
215.....	Erik Lora.....	at UT Martin.....	10/6/12
201.....	Ralph Stewart.....	Southern Illinois.....	10/8/88

DOUBLE 100+ YARD RECEIVING GAMES

421.....	225.....	Adam Drake.....	at UT Martin.....	11/23/13
	196.....	Jeff LePak.....		
362.....	186.....	Erik Lora.....	Illinois State.....	9/14/13
	176.....	Adam Drake.....		
335.....	198.....	Erik Lora.....	at Northern Illinois.....	9/21/13
	137.....	Adam Drake.....		
331.....	186.....	Calvin Pierce.....	Saginaw Valley.....	9/21/85
	145.....	Roy Banks.....		
294.....	177.....	Calvin Pierce.....	Eastern Kentucky.....	12/6/86
	117.....	Roy Banks.....		
281.....	170.....	Scott McGhee.....	Northern Iowa.....	9/16/78
	111.....	James Warring.....		
280.....	151.....	Scott McGhee.....	Youngstown State.....	10/7/78
	149.....	James Warring.....		
277.....	167.....	Alexander Hollins.....	Indiana State.....	9/15/18
	110.....	Aaron Gooch.....		
270.....	149.....	Calvin Pierce.....	Murray State.....	11/29/86
	121.....	Roy Banks.....		
269.....	138.....	Adam Drake.....	Southeast Missouri.....	10/19/13
	131.....	Erik Lora.....		
257.....	154.....	Jerry Wright.....	Southwest Missouri.....	10/27/84
	103.....	DuWayne Pitts.....		
256.....	132.....	Alexander Hollins.....	Murray State.....	10/6/18
	124.....	Aaron Gooch.....		
250.....	126.....	Roy Banks.....	Southern Illinois.....	10/13/84
	124.....	Jerry Wright.....		
248.....	129.....	Keiondre Gober.....	Tennessee Tech.....	11/2/13
	119.....	Erik Lora.....		
242.....	140.....	Chavar Watkins.....	at Tennessee Tech.....	11/3/12
	102.....	Chris Wright.....		
239.....	136.....	Erik Lora.....	at Southern Illinois.....	9/7/13
	103.....	Adam Drake.....		
231.....	120.....	Jerry Wright.....	Ferris State.....	9/29/84
	111.....	Roy Banks.....		
229.....	119.....	Roy Banks.....	Southwest Missouri.....	10/19/85
	110.....	Willie Cain.....		
228.....	125.....	Alexander Hollins.....	Tennessee Tech.....	10/7/17
	103.....	Dennis Turner.....		
210.....	106.....	Willie Cain.....	Northeast Missouri.....	9/6/86
	104.....	Calvin Pierce.....		



EASTERN ILLINOIS PLAYERS SELECTED IN NFL DRAFT
 • indicates played in NFL game

<u>Year</u>	<u>Player / Position</u>	<u>Team</u>	<u>Round / Pick</u>
1944	• Bill Glenn, QB	 Chicago Bears	19th (n/a)
1964	Rob Butler, RB	 Chicago Bears	16th (n/a)
1966	Roger Haberer, QB	 Chicago Bears	19th (n/a)
1974	Nate Anderson, RB	 Washington Redskins	16th (411th)
1977	• Ted Petersen, C	 Pittsburgh Steelers	4th (93rd)
1980	Tom Pettigrew, OT	 Los Angeles Rams	8th (220th)
1983	• Jeff Christensen, QB	 Cincinnati Bengals	5th (137th)
1987	• Roy Banks, WR	 Indianapolis Colts	5th (114th)
1989	Dave Popp, OT	 New York Giants	7th (175th)
1993	• Brad Fichtel, C	 Los Angeles Rams	7th (179th)
1995	• Ray McElroy, CB	 Indianapolis Colts	4th (114th)
1999	• Chris Watson, CB	 Denver Broncos	3rd (67th)
2010	Otis Hudson, OT	 Cincinnati Bengals	5th (152nd)
2014	• Jimmy Garoppolo, QB	 New England Patriots	2nd (62nd)
2016	• Kamu Grugier-Hill, LB	 New England Patriots	6th (208th)

** Eastern Illinois quarterback Jimmy Garoppolo was selected in the 2nd round of the 2014 NFL Draft becoming the highest selected player from EIU. He was the first EIU player to attend the NFL Draft in New York City. Garoppolo poses for photos with NFL commissioner Roger Goodell and former New England Patriots All-Pro linebacker Willie McGinest. (Photo courtesy of the National Football League / Corry Rush).

Over the years Eastern Illinois football has sent a number of players on to play in several professional leagues in addition to the National Football League. This page lists former EIU players who have been drafted by the NFL, signed as free agents or appeared in another professional league. Players who appeared in at least on NFL regular-season contest have been listed on the prior pages with the teams they played for.

EASTERN ILLINOIS PLAYERS SIGNING NFL FREE AGENT CONTRACTS

• indicates played in NFL game
+ indicates signed to practice squad

Player.....	Team.....	Year
• Lenny High, End.....	Decatur Staleys.....	1920
Ed Soergel, QB.....	Cleveland Browns.....	1951
Lou Stivers, C.....	Detroit Lions.....	1951
• Ray Fisher, DT.....	Pittsburgh Steelers.....	1958
Steve Turk, QB.....	Green Bay Packers.....	1980
James Warring, WR.....	Oakland Raiders.....	1980
Jack Lafferty, C.....	Seattle Seahawks.....	1980
• Jeff Gossett, P.....	Kansas City Chiefs.....	1981
• Kevin Gray, FS.....	New Orleans Saints.....	1982
• Steve Parker, OT.....	Baltimore Colts.....	1983
Dirk Androff, TE.....	New York Jets.....	1983
• Robert Williams, DB.....	Pittsburgh Steelers.....	1984
Jerry Wright, FS.....	Tampa Bay Buccaneers.....	1985
• Evan Araposthathis, P.....	St. Louis Cardinals.....	1986
Tom Moskal, DT.....	St. Louis Cardinals.....	1986
• Mel Black, LB.....	New England Patriots.....	1986
• Sean Payton, QB.....	Chicago Bears.....	1987
• Chris Geile, OL.....	Detroit Lions.....	1987
• John Jurkovic, DT.....	Green Bay Packers.....	1990
Tim Lance, DB.....	Chicago Bears.....	1991
Duane Conway, OL.....	Indianapolis Colts.....	1995
John Moyer, DE.....	Indianapolis Colts.....	1997
• Bob Rosenstiel, TE.....	Los Angeles Raiders.....	1997
Dave Thomas, DT.....	Arizona Cardinals.....	2000
Kourtney Young, DB.....	Detroit Lions.....	2002
Frank Cutolo, WR.....	New Orleans Saints.....	2002
• Tony Romo, QB.....	Dallas Cowboys.....	2003
Nick Eller, TE.....	Baltimore Ravens.....	2004
# Pascal Matla, C.....	New Orleans Saints.....	2006
Kory Lothe, DE.....	St. Louis Rams.....	2006
+ Tristan Burge, SS.....	Green Bay Packers.....	2007
+ Micah Rucker, WR.....	Pittsburgh Steelers.....	2008
• Pierre Walters, LB.....	Kansas City Chiefs.....	2009
Austin Signor, K.....	New York Giants.....	2010
+ Chris Campbell, OT.....	Green Bay Packers.....	2010
Mike Garrity, OT.....	Chicago Bears.....	2012
Roosevelt Holliday, DL.....	New York Jets.....	2013
Erik Lora, WR.....	Minnesota Vikings.....	2014
Adam Drake, WR.....	Kansas City Chiefs.....	2015
Alexander Hollins, WR.....	Minnesota Vikings.....	2019

** List includes first team that a player signed a free agent contract with.
Bold indicates player was active in NFL during 2018 season
Pascal Matla played in NFL Europe for the 2006-07 season.

EASTERN ILLINOIS PLAYERS IN THE CANADIAN FOOTBALL LEAGUE

Player.....	Team.....	Year
Ed Soergel, QB.....	Toronto Argonauts.....	1951
Poke Cobb, RB.....	Toronto Argonauts.....	1980
Pete Catan, DE.....	Winnipeg Blue Bombers.....	1981
Scott McGhee, WR.....	Toronto Argonauts.....	1981
Kevin Gray, FS.....	Ottawa Rough Riders.....	1983
Sean Payton, QB.....	Ottawa Rough Riders.....	1987
Cameron Brosseau, OT.....	Toronto Argonauts.....	1994
Brad Fichtel, C.....	Memphis Mad Dogs.....	1995
Chris Szarka, FB.....	Saskatchewan Rough Riders.....	1997
Dave Thomas, LB.....	Hamilton Tiger-Cats.....	2002
Kourtney Young, CB.....	Hamilton Tiger-Cats.....	2003
Frank Cutolo, WR.....	Ottawa Rough Riders.....	2003
Andrew Manley, QB.....	Montreal Alouettes.....	2015

** Lists first team and year that player appeared in CFL.
Bold players were active in 2018 season

EASTERN ILLINOIS PLAYERS IN ARENA FOOTBALL LEAGUE OR INDOOR FOOTBALL LEAGUE (IFL)

Player.....	Team.....	Year
Sean Payton, QB.....	Chicago Blitz.....	1987
John Moyer, DT.....	Florida Bobcats.....	1999
Ethan Banning, DE.....	Grand Rapids Rampage.....	2000
Ryan Shuff, OG.....	Houston Thunderbears.....	2000
Phil Taylor, WR.....	Toronto Phantoms.....	2001
Dave Thomas, LB.....	Detroit Fury.....	2001
Anthony Buich, QB.....	Grand Rapids Rampage.....	2004
Nick Allison, DB.....	Orlando Predators.....	2008
Terrence Sanders, DB.....	Arizona Rattlers.....	2010
Mich Rucker, WR.....	Chicago Rush.....	2011
Pierre Walters, DL.....	Chicago Rush.....	2012
Mike Garrity, OL.....	Iowa Barnstormers.....	2013
Jourdan Wickliffe, DB.....	Cedar Rapids Titans.....	2017
Robert Haynes, LB.....	Cedar Rapids Titans.....	2017
Adolphus Barnes, OL.....	Nebraska Danger.....	2019

** Lists first team and year that player appeared in AFL or IFL
Bold players were active in 2019 season

EASTERN ILLINOIS PLAYERS IN THE USFL

Player.....	Team.....	Year
Steve Turk, QB.....	Denver Rush.....	1983
Pete Catan, DE.....	Houston Gamblers.....	1983
Scott McGhee, WR.....	Houston Gamblers.....	1984
Kevin Gray, FS.....	Jacksonville Bulls.....	1984
Jeff Gossett, P.....	Chicago Blitz.....	1984
Randy McCue, DB.....	Memphis Showboats.....	1984

The USFL existed as a spring football league started in 1983 in several major markets across the country. It rivaled the NFL in its early ability to sign marquee players to its rosters. The league attempted to go head-to-head with the NFL in 1985 and quickly folded. Pete Catan was an All-League performer in 1984 for the Houston Gamblers.

EASTERN EARNS TITLE OF 'CRADLE OF COACHES' IN THE NATIONAL FOOTBALL LEAGUE

From 2006-2008, Eastern Illinois University held the distinction of being the new 'Cradle of Coaches' in the National Football League with three alumni serving as head coaches in the NFL and four more former players serving as assistant coaches.

In 2006 and 2007, EIU was matched with USC and San Diego State as the only three universities with three current NFL head coaches as alumni. In 2008 that number was trimmed down to just USC and EIU having three head coaches. In 2010 EIU once again was the "NFL Cradle of Coaches" as Mike Shanahan took over as head coach of the Washington Redskins.

Former All-American quarterback Sean Payton, Class of 1987, became the newest member of the distinguished club when he was named head coach of the New Orleans Saints early in 2006. He was an All-American quarterback with Eastern from 1983-86, and threw for a school record 10,655 yards. He still holds 11 single game, season and career passing records. In 2006 he was named the NFL Coach of the Year guiding the Saints to the NFC Championship game. In 2009 he led New Orleans to the Super Bowl Championship defeating the Indianapolis Colts.

Brad Childress, a 1988 graduate, was named head coach of the Minnesota Vikings, following the 2005 season. In 2008 Childress led the Vikings to the NFC North Division championship and in 2009 he led the Vikings to the NFC Championship game where they lost to fellow EIU alumnus Sean Payton and the New Orleans Saints. Childress was released from his contract with the Vikings midway through the 2010 season.

Mike Shanahan, Class of 1974, is the most recognized alumni who has served as a head coach. He led the Denver Broncos to a pair of Super Bowl championships in 1998 and 1999. He was a quarterback with the Panthers in the early 1970s, and then returned as offensive coordinator for the EIU team that won the 1978 NCAA Division II National Championship.

Mike Heimerdinger, Class of 1974, was the offensive coordinator with the Tennessee Titans helping guide the team to a 13-3 record and AFC South Division title in 2008. A former three year letter winner for the Panther baseball team, he still holds the school career stolen base record.

Greg McMahon, Class of 1983, is an assistant special teams coach, with the New Orleans Saints.

John Teerlinck, Class of 1980, was the defensive line coach for the Indianapolis Colts. Teerlinck earned a masters at EIU as an assistant coach for the 1978 NCAA Division II National Championship team.

Eastern Illinois has been an NCAA Division I football program since 1981 but it's relationship with the National Football League dates back to the early 1920's. Lenny High a former EIU Panther football player was a member of the 1920 Decatur Staleys and teammate of George Halas. The Staleys preceded the modern day Chicago Bears with High appearing in one game.

The Panthers have been well represented in the NFL with pro-bowl selections Jeff Gossett (Oakland Raiders) and Tony Romo (Dallas Cowboys) to Super Bowl Champions in Ted Petersen (Pittsburgh), Jimmy Garoppolo (New England) and Kamu Grugier-Hill (Philadelphia).

Sean Payton

*New Orleans Saints
Head Coach*



Payton, a former EIU All-American, was hired by New Orleans in 2006. He made an immediate impact in 'post Katrina' New Orleans guiding the Saints to the NFC Championships game in 2006. He was named the NFL Coach of the Year for his efforts that season. In 2009 he led the Saints to a Super Bowl Championship.

Brad Childress


*Former Head Coach
Minnesota Vikings*



Childress earned his first head coaching job with Minnesota in 2006 after several seasons as a top assistant in Philadelphia. In 2008 & 2009 Childress led the Vikings to the NFC North title. In 2007 Childress coached NFL Rookie of the Year Adrian Peterson.

Mike Shanahan

*Former Head Coach
Denver Broncos
Washington Redskins*



Mike Shanahan had a highly successful NFL head coaching career in Washington and Denver. He was a two-time Super Bowl Champion coach with the Denver winning the Lombardi Trophy with Denver in 1998 and 1999. He was an assistant coach on the Panthers 1978 NCAA Division II National Championship team.





Tony Romo
*Former
 Dallas Cowboys
 Quarterback*

Romo was a free agent signee with the Dallas Cowboys in 2003. He started his first game with the Cowboys in 2006 earning All-Pro honors in 2006 and 2007 after guiding the team to back-to-back NFC playoff appearances including an NFC East title in 2007. He was also an All-Pro following the 2009 & 2014 seasons.
 Photo - Dallas Cowboys

Jimmy Garoppolo
*San Francisco 49ers
 Quarterback*

Garoppolo was a 2nd round draft pick in 2014 and appeared in a handful of games during his rookie season with the Patriots. He was the back-up quarterback as New England won the Super Bowl in February 2015 & 2017.
 Photo - New England Patriots / David Silverman



Ryan Pace
*Chicago Bears
 General Manager*

Former Eastern Illinois player Ryan Pace was hired as the general manager of the Chicago Bears in the spring of 2015. Pace worked in the player personnel department for the New Orleans Saints prior to getting the Bears top position.
 Photo - Bill Smith Photography

Kamu Grugier-Hill
*Philadelphia Eagles
 Linebacker*

Grugier-Hill was drafted in 2016 NFL Draft by the New England Patriots. He was released prior to the start of the 2016 but quickly signed by the Philadelphia Eagles where he played during the 2017 season.
 Photo - Philadelphia Eagles





Mike Heimerdinger

Former Assistant Coach Tennessee Titans

Mike Heimerdinger previously served as the offensive coordinator of the Tennessee Titans. He helped the team win the AFC South Division title in 2008. Heimerdinger played baseball at Eastern Illinois before joining the football coaching profession.



Greg McMahon

Assistant Coach New Orleans Saints

Greg McMahon was promoted to special teams coordinator for the Saints in 2009. He enters his third season with the team. McMahon was a defensive back on Eastern Illinois 1978 NCAA Division II National Championship team.



John Teerlinck

Assistant Coach Indianapolis Colts

John Teerlinck has been a defensive line coach with Indianapolis for eight years. Teerlinck earned a masters degree at EIU while serving as an assistant for the 1978 NCAA Division II National Championship team.



Randy Melvin

Former Assistant Coach Cleveland Browns

Randy Melvin recently served as the defensive line coach for the Cleveland Browns on Romeo Crennel's staff. Melvin was an All-American defensive lineman at EIU and returned to the college ranks as a coach for the 2009 season.



Ken Baker

NFL Replay Official

Ken Baker currently works as an NFL replay official after several years as an NFL referee. He worked the 2008 Super Bowl and served one year as EIU's interim athletic director. He is a former Panther baseball player.



Lenny High

Decatur Staleys

Lenny High was the first EIU player to play in the NFL. He was a member of the 1920 Decatur Staleys appearing in one game at end. He was a teammate of George Halas. The Staleys would later become the modern day Chicago Bears.



Bill Glenn

Chicago Bears

Bill Glenn played quarterback for the Bears in 1944 appearing in four games for the team. He was a two-year member of the team after earning Little All-American honors at Eastern Illinois.



Ray Fisher

Dallas Cowboys

Ray Fisher played tackle for two seasons for the Pittsburgh Steelers. In 1960 he would become an original member of the Dallas Texans playing defensive tackle.



Ted Petersen

Pittsburgh Steelers

Ted Petersen enjoyed a ten year NFL career playing center and offensive line for Pittsburgh, Cleveland and Indianapolis. He won Super Bowl rings in 1979 and 1980 as a member of the Steelers. He ended his career in 1987.



Jeff Gossett

Oakland/Los Angeles Raiders

Jeff Gossett had a 15-year NFL career as a punter for Kansas City, Cleveland, Houston and the Oakland/Los Angeles Raiders. He was a Pro Bowl selection in 1991 averaging 44.2 yards per punt. Gossett ended his career in 1996.



Jeff Christensen

Cleveland Browns

Jeff Christensen was active on three NFL rosters as a quarterback for the Cincinnati Bengals, Cleveland Browns and Philadelphia Eagles. He saw action for both the Browns and Bengals ending his career with Cleveland in 1987.



Kevin Gray

New Orleans Saints

Kevin Gray played one season for the New Orleans Saints as a corner back and special teams player. He appeared in eight games in the 1982 season.



Steve Parker
Baltimore/Indianapolis Colts

Steve Parker played defensive end for the Colts for two seasons. He appeared in 16 games in the teams final season in Baltimore in 1983 and nine games in their first season in Indianapolis in 1984.




John Jurkovic
Green Bay Packers

John Jurkovic played nine seasons in the NFL as a defensive tackle for the Green Bay Packers (1991-95), Jacksonville Jaguars (96-98) and Cleveland Browns (99). In 1993 he registered 5.5 sacks for the Packers.



Robert Williams
Pittsburgh Steelers

Robert Williams played briefly with the Pittsburgh Steelers appearing in two games during the 1984 season. He played safety and special teams.



Brad Fichtel
Los Angeles Rams

Brad Fichtel was a two year member of the Los Angeles Rams appearing in three games at center in 1994.




Evan Araposthathis
St. Louis Cardinals

Evan Araposthathis appeared in five games as a punter for the St. Louis Cardinals football franchise in 1986. He averaged 38 yards per punt.



Ray McElroy
Indianapolis Colts

Ray McElroy had a six year NFL career as a defensive back for the Indianapolis Colts, Chicago Bears and Detroit Lions. He played from 1995-98 with the Colts before retiring in 2001 as a Detroit Lion.



Mel Black
New England Patriots

Mel Black was a two-year member of the New England Patriots playing in six games at linebacker and special teams in the 1986 and 1987 seasons.



Bob Rosenstiel
Oakland Raiders

Bob Rosenstiel played in four games for the Oakland Raiders in 1997 as part of a two year career at tight end and special teams.



Chris Geile
Detroit Lions

Chris Geile (#71) appeared in three games during the strike season of 1987 playing offensive line for the Detroit Lions.




Chris Watson
Buffalo Bills

Chris Watson played four seasons at corner back first for the Denver Broncos and last for the Buffalo Bills from 2000-02. He was on the Detroit Lions roster in 2003 and Green Bay Packers roster in 2004 but did not play.



Roy Banks
Indianapolis Colts

Roy Banks enjoyed a two year career as a wide receiver for the Indianapolis Colts. He played in 15 games in the 1987 and 1988 seasons also seeing time as a kick returner.



Pierre Walters
Kansas City Chiefs

Pierre appeared in four games during his rookie season (2009) with the Kansas City Chiefs and is still on the Kansas City active roster listed as a top reserve at outside linebacker for the 2011 season.

1899
Otis Caldwell, head coach 0-2

1900
Otis Caldwell, head coach 3-3

1901
Otis Caldwell, head coach 6-0-3
..... W ..28-0Illinois State
..... W ..16-0Indiana State

1902
Thornton Smallwood, head coach 2-4
..... W ..21-0at Indiana State
..... L...0-10Indiana State
N15... L...0-10at Northern Illinois

1903
Thomas Briggs, head coach 4-3-2
..... L...0-5Rose Poly
..... L...0-5at Rose Poly
..... L...0-12Millikin
N14... W ..29-0Northern Illinois

1904
Joseph Brown, head coach 6-1-1
..... W ..12-6Indiana State
..... W ..6-0at Millikin
..... T...5-5at Indiana State
..... W ..16-2Rose Poly
..... W ..4-0Millikin
..... L...0-12at Rose Poly

1905
Joseph Brown, head coach 2-5-1
..... W ..27-0Rose Poly
..... L...0-33at Millikin
..... L...0-22at Rose Poly
N3... L...4-6Illinois State
..... L...0-4Millikin
..... W ..11-0at Indiana State

1906
Joseph Brown, head coach 3-1-1
..... T...0-0Rose Poly
..... W ..11-0at Indiana State
..... L...0-17at Millikin
O27... W ..11-6Illinois State
..... W ..23-0Indiana State

1907
Joseph Brown, head coach 3-1-3
..... T...0-0at Rose Poly
..... W ..32-5at Indiana State
N16... T...6-6at Illinois State

1908
Joseph Brown, head coach 6-2-1
..... W ..4-0Rose Poly
O17... L...0-31at Illinois State

1909
Joseph Brown, head coach 0-3
..... L...0-75at Rose Poly

1910
Harold Railsback, head coach 2-3-1
..... L...0-41Rose Poly

1911
Charles Lantz, head coach 4-2
..... L...3-11at Rose Poly
..... L...0-18Millikin

1912
Charles Lantz, head coach 6-1
S28... W ..44-0Danville (HS)
O5... L...3-45at Rose Poly
O12... W ..16-0Shurtleff
O26... W ..43-14Rose Poly
N2... W ..28-0Lincoln
N9... W ..38-7at Millikin
N16... W ..32-3at Illinois State

1913
Charles Lantz, head coach 6-2
..... W ..6-0Millikin
O31... W ..54-12at Southern Illinois
N15... W ..26-7Illinois State

1914
Charles Lantz, head coach 8-0-1
..... W ..32-6Rose Poly
O23... W ..25-7at Southern Illinois
N14... W ..13-6at Illinois State
..... T...3-3at Millikin

1915
Charles Lantz, head coach 2-2-1
O22... L...0-41at Southern Illinois
N3... T...0-0Illinois State
..... L...0-34at Rose Poly

1916
Charles Lantz, head coach 4-3
N10... W ..19-7Southern Illinois
N11... W ..24-7at Illinois State
..... L...0-40Millikin

1917
Charles Lantz, head coach 4-1-1
..... W ..69-6Illinois College
..... T...0-0Illinois Wesleyan
N9... W ..24-0Southern Illinois
N17... W ..13-7Illinois State
..... L...7-55Millikin
..... W ..35-0St. Viator

1918
No contests played

1919
Charles Lantz, head coach 3-5-1
S30... W ..53-0Hillsboro (HS)
O4... L...0-4at Shurtleff
O11... L...0-25at Rose Poly
O17... L...12-14Illinois Wesleyan
O25... W ..53-0McKendree
N1... W ..26-0at Lincoln
N8... L...0-32Millikin
N14... T...0-0Blackburn
N27... L...6-14St. Viator
played on Thanksgiving Day

1920
Charles Lantz, head coach 2-3
O2... L...0-32Shurtleff
O15... W ..18-3Lincoln
O22... L...0-28at Blackburn
N6... L...7-20Illinois State
N18... W ..81-0Merom (IN)

1921
Charles Lantz, head coach 2-5-1
S30... L...3-74Illinois Wesleyan
O7... T...0-0Rose Poly
O14... W ..59-6Blackburn
O21... L...3-6Shurtleff
O29... W ..28-0Rose Poly
N5... L...3-42at Illinois State
N18... L...0-2at Southern Illinois
N24... L...6-14Lincoln

1922
Charles Lantz, head coach 4-0-2
S30... W ..7-0Rose Poly
O7... W ..25-13Blackburn
O14... T...0-0Shurtleff
O20... W ..28-12at Southern Illinois
N4... T...0-0Illinois State
N11... W ..3-0Lincoln

1923
Charles Lantz, head coach 4-2-2
S29... W ..15-0Blackburn
O6... L...10-12at Millikin
O13... W ..14-13McKendree
O20... T...0-0at Shurtleff
O27... W ..16-0at Indiana State
N3... L...0-13at Illinois State
N10... T...0-0Lincoln
N17... W ..23-0Southern Illinois

1924
Charles Lantz, head coach 6-2
O4... L...0-26at Millikin
O11... W ..45-0Blackburn
O18... W ..15-0Shurtleff
O25... L...0-17at McKendree
later forfeited to EIU
N1... W ..3-0Illinois State
N8... W ..25-13Indiana State
N14... L...0-7at Southern Illinois
N21... W ..7-0Lincoln

1925
Charles Lantz, head coach 4-3-1
O3... W ..9-3Merom (IN)
O10... W ..7-0Rose Poly
O17... W ..60-0Oakland City
O24... L...7-23Shurtleff
O31... W ..7-0at Illinois State
N7... L...0-13at Evansville
N14... T...16-16at Indiana State
N26... L...3-21at Millikin

1926
Charles Lantz, head coach 3-5-1
O2... T...0-0Indiana State
O9... L...0-40at Millikin
O16... L...7-14at Evansville
O23... L...7-20Shurtleff
O30... W ..14-0at Rose Poly
N6... L...9-19Saint Louis (Freshmen)
N13... L...0-23at Southern Illinois
N19... W ..7-0Lincoln
N25... W ..12-0Illinois State
played Thanksgiving Day

1927
Charles Lantz, head coach 5-2
O1... W ..6-0at Illinois State
O8... L...0-13at Shurtleff
O15... W ..25-0Evansville
O22... W ..26-0Rose Poly
O29... L...6-7at Indiana State
N12... W ..14-2Southern Illinois
N19... W ..33-13Lincoln

1928
Charles Lantz, head coach 7-0-1
O6... T...12-12Millikin
O13... W ..30-7Shurtleff
O20... W ..19-0Indiana State
O27... W ..39-2at Rose Poly
N3... W ..26-0at St. Viator
N10... W ..19-0Illinois State
N17... W ..18-0at Southern Illinois
N24... W ..75-0Lincoln

1929
Charles Lantz, head coach 6-1
S20... W ..33-0at Illinois State
O5... L...0-13Millikin
O12... W ..19-12at Shurtleff
O19... W ..19-0McKendree
N2... W ..7-6at Indiana State
N16... W ..9-6Southern Illinois
N22... W ..6-0St. Viator

1930
Charles Lantz, head coach 6-1-1
O4... W ..15-0Illinois State
O10... W ..26-0Shurtleff
O17... T...0-0at Bradley
O24... W ..23-0at McKendree
O31... W ..34-0Indiana State
N7... W ..13-0at St. Viator
N14... L...0-2at Southern Illinois
N21... W ..23-0Western Illinois

1931
Charles Lantz, head coach 3-4
S26... W ..24-0Shurtleff
O3... W ..73-0Indiana Central
O10... L...0-6Indiana State
O17... L...0-6Southern Illinois
O24... L...0-25Millikin
N7... L...9-14St. Viator
N14... W ..7-6at Illinois State

1932
Charles Lantz, head coach 1-7
O1... L...13-14Shurtleff
O8... L...0-39at Illinois State
O15... W ..12-6Indiana State
O22... L...0-40Millikin
O29... L...0-26St. Viator
N5... L...6-50McKendree
N19... L...0-25Southern Illinois
N24... L...0-20at Hanover
played Thanksgiving Day

1933
Charles Lantz, head coach 1-8
S30... L...7-14Indiana Central
O7... W ..28-6Shurtleff
O14... L...6-32Illinois State
O21... L...6-12at Northern Illinois
O28... L...6-19Indiana State
N4... L...6-42St. Viator
N11... L...0-58McKendree
N18... L...0-19Southern Illinois
N24... L...0-33Hanover

1934
Charles Lantz, head coach 3-4
O5... W ..39-0at Oakland City
O13... L...0-40Millikin
O20... W ..19-0Indiana State
O27... W ..7-3Western Illinois
N2... L...6-13at Southern Illinois
N9... L...0-13at Illinois State
N24... L...12-18Northern Illinois

1935
Winfield Angus, head coach 1-7
O5... W ..19-6Oakland City
O12... L...13-32Indiana State
O19... L...0-13Illinois State
O26... L...0-3at Western Illinois
N2... L...0-26Illinois College
N9... L...2-18Indiana Central
N16... L...9-13Southern Illinois
N23... L...0-49at Northern Illinois

1936
Gilbert Carson, head coach 4-4
O3... L...0-7Wheaton
O10... W ..19-7Oakland City
O17... W ..12-0at Indiana State
O24... L...0-13at Illinois State
O31... W ..12-6Illinois College
N7... L...2-6Western Illinois
N13... L...7-13at Southern Illinois
N20... W ..7-0Eureka

1937
Gilbert Carson, head coach 3-4-1
S25... L...6-7at Wheaton
O2... W ..20-13Indiana State
O9... W ..39-0Oakland City
O16... W ..48-0at Eureka
O23... T...0-0Illinois State
O30... L...6-24Northern Illinois
N6... L...0-31at Western Illinois
N12... L...0-3at Southern Illinois

1938
Harold Ave., head coach 5-3
 O1..... L.....0-7at Northern Illinois
 O8..... W.....6-0Indiana Central
 O15..... W.....22-0McKendree
 O22..... L.....0-19at Illinois State
 O29..... L.....0-18Western Illinois
 N5..... W.....19-7at Indiana State
 N12..... W.....20-7Rose Poly
 N18..... W.....19-0Southern Illinois

1939
Gilbert Carson, head coach 4-3-1
 S30..... W.....16-0Indiana Central
 O7..... W.....9-0Elmhurst
 O14..... W.....6-0Millikin
 O21..... T.....0-0Illinois State
 O28..... L.....7-20at Western Illinois
 N4..... L.....6-7Indiana State
 N10..... W.....12-7at Southern Illinois
 N18..... L.....6-22Northern Illinois

1940
Gilbert Carson, head coach 6-1-1
 O1..... W.....7-6Indiana Central
 O5..... W.....19-6Elmhurst
 O12..... W.....12-8Millikin
 O19..... L.....12-30at Illinois State
 O22..... W.....20-7Western Illinois
 O26..... T.....7-7Indiana State
 N9..... W.....25-6Southern Illinois
 N16..... W.....12-0at Northern Illinois

1941
Charles Carson, head coach 0-7
 O4..... L.....6-19Indiana Central
 O11..... L.....6-19Indiana State
 O18..... L.....7-26Illinois State
 O25..... L.....0-25at Western Illinois
 N1..... L.....0-61Millikin
 N8..... L.....0-41at Southern Illinois
 N15..... L.....0-19Northern Illinois

1942
Clayton Miller, head coach 1-6
 S26..... L.....0-20Manchester
 O3..... L.....0-26Indiana State
 O10..... W.....7-0Indiana Central
 O17..... L.....0-32Illinois State
 O24..... L.....0-45Western Illinois
 O31..... L.....6-56Millikin
 N7..... L.....7-27Southern Illinois

1943
No contests played

1944
Charles Lantz, head coach 1-3
 S23..... W.....12-0Western Illinois
 S30..... L.....12-15at Southern Illinois
 O7..... L.....6-25at Northern Illinois
 O14..... L.....7-40Illinois Wesleyan

1945
James Goff, head coach 2-3-2
 O6..... L.....6-26Indiana State
 O13..... L.....12-7Butler
 O20..... T.....0-0Southern Illinois
 O27..... L.....0-20Illinois Wesleyan
 N3..... T.....6-6at Western Illinois
 N10..... L.....6-12at Illinois State
 N17..... W.....19-14Northern Illinois

1946
'Pat' O'Brien, head coach 2-6
 S28..... L.....12-19Butler
 O4..... L.....0-26at Northern Illinois
 O11..... W.....20-12Western Illinois
 O19..... W.....7-0Millikin
 O26..... L.....13-26Illinois State
 N2..... L.....0-20at Southern Illinois
 N9..... L.....0-13Indiana State
 N15..... L.....13-38at Murray State

1947
'Pat' O'Brien, head coach 2-6
 S27..... L.....13-14Eastern Kentucky
 O4..... L.....13-21at Ball State
 O11..... L.....13-14Indiana State
 O18..... L.....13-14Millikin
 O25..... W.....13-6Illinois State
 N8..... L.....6-25at Northern Illinois
 N15..... L.....13-33at Southern Illinois
 N22..... W.....19-0Western Illinois

1948
'Pat' O'Brien, head coach 7-3
 S18..... W.....19-6Saint Joseph
 S25..... L.....14-25at Eastern Kentucky
 O2..... W.....12-0Ball State
 O9..... W.....7-0at Western Illinois
 O16..... W.....15-6Northern Illinois
 O23..... W.....13-7at Illinois State
 O30..... L.....20-21Indiana State
 N6..... W.....27-7Millikin
 N13..... W.....38-0Southern Illinois
 N25..... L.....0-6Illinois Wesleyan +
 + - 'Corn Bowl' participant played Thanksgiving Day (Bloomington, Ill.)

1949
'Pat' O'Brien, head coach 3-5
 S24..... L.....13-19Quincy
 O1..... L.....6-12Saint Joseph
 O8..... W.....7-6Illinois State
 O22..... W.....26-13at Southern Illinois
 O29..... W.....33-0Indiana State
 N5..... L.....0-14Western Illinois
 N12..... L.....14-40at Northern Illinois
 N19..... L.....13-47at Ball State

1950
'Pat' O'Brien, head coach 5-3
 S23..... W.....35-6Ball State
 S30..... W.....28-25Quincy
 O7..... L.....0-18Emporia
 O14..... L.....21-23at Illinois State
 O21..... W.....47-0Indiana State
 N4..... W.....21-7Southern Illinois
 N11..... L.....0-13Western Illinois
 N18..... W.....34-13Northern Illinois

1951
Rex Darling, head coach 4-2-2 / 2-2-2
 S29..... L.....7-21Northern Illinois •
 O6..... W.....19-12Eastern Michigan •
 O13..... L.....27-59at Central Michigan •
 O19..... W.....28-21Northwest Missouri
 O27..... W.....47-19at Southern Illinois •
 N3..... T.....21-21Western Illinois •
 N10..... T.....28-28at Illinois State •
 N17..... W.....46-6Millikin
 • - IIAC contest

1952
'Pat' O'Brien, head coach 2-7 / 1-5
 S27..... W.....28-19Millikin
 O4..... L.....13-18Scott Field
 O11..... L.....7-13at Eastern Michigan •
 O18..... L.....19-27Northeast Missouri
 O25..... L.....7-22Southern Illinois •
 N1..... L.....6-7Western Illinois •
 N8..... L.....0-41Central Michigan •
 N15..... L.....26-27Illinois State •
 N22..... W.....7-0at Northern Illinois •
 • - IIAC contest

1953
'Pat' O'Brien, head coach 1-8 / 0-6
 S26..... L.....0-30Lincoln (MO)
 O3..... L.....6-33at Central Michigan •
 O10..... L.....6-34Eastern Michigan •
 O17..... L.....2-7Northeast Missouri
 O24..... W.....20-6Illinois-Chicago
 O31..... L.....0-6at Southern Illinois •
 N7..... L.....12-19Western Illinois •
 N14..... L.....0-20at Illinois State •
 N21..... L.....6-19Northern Illinois •
 • - IIAC contest

1954
'Pat' O'Brien, head coach 2-6-1 / 1-4-1
 L.....7-40Indiana State
 L.....7-19Kalamazoo
 O2..... L.....0-60Central Michigan •
 O9..... L.....0-33at Eastern Michigan •
 W.....40-6Illinois-Chicago
 O30..... L.....6-20Southern Illinois •
 N6..... T.....13-13at Western Illinois •
 N13..... L.....7-13Illinois State •
 N20..... W.....28-9at Northern Illinois •
 • - IIAC contest

1955
'Pat' O'Brien, head coach 3-6 / 1-5
 S24..... W.....15-0Kalamazoo
 O1..... L.....7-40at Evansville
 O8..... L.....13-16at Illinois State •
 O15..... L.....13-26at Southern Illinois •
 O22..... W.....33-13Indiana State
 O29..... L.....7-14Eastern Michigan •
 N5..... W.....14-0Northern Illinois •
 N12..... L.....14-48at Central Michigan •
 N19..... L.....7-13Western Illinois •
 • - IIAC contest

1956
Keith Smith, head coach 2-7 / 2-4
 S22..... L.....7-14at Indiana State
 S29..... L.....13-46at Southeast Missouri
 O6..... W.....14-6Illinois State •
 O13..... L.....0-33Southern Illinois •
 O20..... L.....21-29Evansville
 O27..... L.....0-65at Eastern Michigan •
 N3..... W.....13-6at Northern Illinois •
 N10..... L.....7-38Central Michigan •
 N17..... L.....14-58at Western Illinois •
 • - IIAC contest

1957
Ralph Kohl, head coach 0-8 / 0-6
 S21..... L.....0-14at Indiana State
 S28..... L.....0-41Southeast Missouri
 O5..... L.....20-27Northern Illinois •
 O12..... L.....6-27Southern Illinois •
 O19..... L.....0-39Eastern Michigan •
 O26..... L.....13-21Western Illinois •
 N2..... L.....6-61Central Michigan •
 N9..... L.....7-39at Illinois State •
 • - IIAC contest

1958
Ralph Kohl, head coach 2-6 / 1-5
 S20..... W.....30-8Indiana State
 S27..... L.....6-21at Austin Peay
 O4..... L.....12-24at Northern Illinois •
 O11..... L.....8-29Southern Illinois •
 O18..... L.....0-33at Eastern Michigan •
 O25..... L.....0-34at Western Illinois •
 N1..... L.....8-27Central Michigan •
 N9..... W.....20-12Illinois State •
 • - IIAC contest

1959
Ralph Kohl, head coach 3-5-1 / 1-4-1
 S19..... W.....7-6at Indiana State
 S26..... L.....8-12Austin Peay
 O3..... W.....12-8Ball State
 O10..... L.....6-38Northern Illinois •
 O17..... L.....0-7Southern Illinois •
 O24..... L.....8-28Western Illinois •
 O31..... W.....32-6Eastern Michigan •
 N7..... L.....0-26Central Michigan •
 N14..... T.....6-6Illinois State •
 • - IIAC contest

1960
Ralph Kohl, head coach 2-7 / 1-5
 S17..... W.....14-0Indiana State
 S24..... L.....0-27at Wittenberg (OH)
 O1..... L.....6-14at Ball State
 O8..... L.....20-28at Northern Illinois •
 O15..... L.....8-52Southern Illinois •
 O22..... W.....8-0at Eastern Michigan •
 O29..... L.....6-43at Western Illinois •
 N5..... L.....12-35Central Michigan •
 N12..... L.....6-26Illinois State •
 • - IIAC contest

1961
Ralph Kohl, head coach 4-3-1 / 3-2-1
 S23..... W.....23-20at Indiana State
 S30..... L.....0-18Illinois State •
 O7..... L.....16-20Ferris State
 O14..... T.....20-20Northern Illinois •
 O21..... L.....6-34Southern Illinois •
 O28..... W.....20-14Eastern Michigan •
 N4..... W.....12-0Western Michigan •
 N11..... W.....22-13Central Michigan •
 • - IIAC contest

1962
Ralph Kohl, head coach 1-7 / 0-5
 S22..... W.....13-0Indiana State
 S29..... L.....0-6Illinois State •
 O6..... L.....0-28at Bradley
 O13..... L.....0-21at Northern Illinois •
 O20..... L.....7-28Hope College
 O27..... L.....0-14at Eastern Michigan •
 N3..... L.....0-44at Western Illinois •
 N10..... L.....23-35Central Michigan •
 • - IIAC contest

1963
Ralph Kohl, head coach 2-7 / 1-3
 S21..... L.....6-14at Indiana State
 S28..... L.....14-28Central State (OH)
 O5..... L.....15-35at Central Michigan •
 O19..... W.....14-13at Illinois State •
 O12..... W.....20-6Ferris State
 O26..... L.....0-43Northern Illinois •
 N2..... L.....7-14at Hillsdale
 N9..... L.....6-15at Hope College
 N16..... L.....7-22Western Illinois •
 • - IIAC contest

1964
Ralph Kohl, head coach 3-6 / 1-3
 S19..... L.....14-25Indiana State
 S26..... W.....27-26at Central State (OH)
 O3..... W.....17-14Central Michigan •
 O10..... L.....7-8WI-Milwaukee
 O17..... L.....23-25Illinois State •
 O24..... L.....14-35at Northern Illinois •
 O31..... L.....14-41Hillsdale
 N7..... W.....27-6at Ferris State
 N14..... L.....14-30at Western Illinois •
 • - IIAC contest

1965
Clyde Biggers, head coach 3-5 / 1-3
 S18..... L.....0-17at Indiana State
 S25..... W.....35-22Ferris State
 O2..... W.....28-24at WI-Milwaukee
 O9..... W.....8-7at Illinois State •
 O16..... L.....7-42Northwood Institute
 O23..... L.....8-28Western Illinois •
 O30..... L.....11-20Northern Illinois •
 N6..... L.....6-48at Central Michigan •
 • - IIAC contest

1966
Clyde Biggers, head coach 1-6-1 / 1-1-1
 S17..... L.....0-32Indiana State
 S24..... L.....7-17at Ferris State
 O1..... L.....3-7WI-Milwaukee
 O8..... T.....0-0Illinois State •
 O15..... L.....27-34at Northwood Institute
 O22..... W.....16-6at Western Illinois •
 N5..... L.....10-30Central Michigan •
 N12..... L.....13-17at Eastern Michigan •
 • - IIAC contest

1967 Clyde Biggers, head coach..... 2-6-1 / 1-2 S16 ... L...6-41 ...at Indiana State S23 ... L...6-31 ...at WI-Milwaukee S30 ... L...12-28 ...Eastern Michigan O7 ... L...0-21 ...at Central Michigan O14 ... L...6-28 ...Illinois State O21 ... L...12-20 ...at Bradley O28 ... L...12-7 ...Western Illinois N4 ... T...6-6 ...at Illinois-Chicago N11 ... W...20-14 ...Wayne State * - IIAC contest

1968 Clyde Biggers, head coach..... 4-5 / 1-2 S14 ... L...0-23 ...Indiana State S21 ... W...15-14 ...WI-Milwaukee S28 ... L...0-6 ...Fairmont State O5 ... L...16-23 ...Central Michigan O12 ... L...14-41 ...at Illinois State O19 ... L...28-37 ...Bradley O26 ... W...14-8 ...at Western Illinois N2 ... W...8-7 ...at Illinois-Chicago N9 ... W...60-19 ...at Wayne State * - IIAC contest

1969 Clyde Biggers, head coach..... 2-7 S14 ... L...6-41 ...at Indiana State S20 ... L...20-21 ...at WI-Milwaukee S27 ... W...52-6 ...Illinois-Chicago O4 ... L...14-41 ...Central Missouri O11 ... W...8-7 ...at Northeast Missouri O18 ... L...0-37 ...at Illinois State O25 ... L...0-44 ...at Central Michigan N1 ... L...6-44 ...Western Illinois N8 ... L...14-24 ...Northern Michigan

1970 Clyde Biggers, head coach..... 2-8 S12 ... L...18-28 ...Indiana State S19 ... W...19-14 ...WI-Milwaukee S26 ... W...20-6 ...at Illinois-Chicago O3 ... L...17-27 ...at Central Missouri O10 ... L...14-28 ...Northeast Missouri O17 ... L...20-29 ...Illinois State O24 ... L...34-58 ...Central Michigan O31 ... L...14-31 ...at Western Illinois N7 ... L...22-35 ...at Northern Michigan N14 ... L...12-35 ...at Fairmont State First season at O'Brien Field

1971 Clyde Biggers, head coach..... 4-6 S11 ... W...27-10 ...WI-Stevens Point S18 ... L...7-28 ...at Indiana State S25 ... L...19-22 ...at WI-Milwaukee O2 ... W...43-21 ...Illinois-Chicago O9 ... L...6-17 ...at Illinois State O16 ... W...19-14 ...Evansville O23 ... L...14-47 ...at Central Michigan O30 ... W...32-21 ...SW Missouri N6 ... L...6-14 ...Western Illinois N13 ... L...7-24 ...at Central Missouri

Poke Cobb (30) makes a run through the gap against Delaware in the 1978 NCAA Division II National Championship Game. EIU won 10-9 over the Blue Hens with Cobb rushing for 101 yards and a fourth quarter touchdown.



1972 Jack Dean, head coach 1-9 S16 ... L...14-17 ...Indiana State S23 ... L...16-17 ...WI-Milwaukee S30 ... W...28-13 ...at Illinois-Chicago O7 ... L...11-38 ...Illinois State O14 ... L...20-31 ...at Evansville O21 ... L...0-63 ...Central Michigan O28 ... L...37-41 ...at SW Missouri N4 ... L...14-56 ...at Quantico Marines N11 ... L...14-35 ...Central Missouri N18 ... L...13-42 ...at Western Illinois

1973 Jack Dean, head coach 2-9 S8 ... L...20-21 ...at WI-Stevens Point S15 ... L...0-17 ...Indiana State S22 ... L...14-21 ...at WI-Milwaukee S29 ... W...40-8 ...Illinois-Chicago O6 ... L...17-47 ...at Delta State O13 ... L...14-27 ...at Youngstown State O20 ... L...0-17 ...at Illinois State O27 ... W...34-14 ...Saint Joseph's (IN) N3 ... L...10-14 ...Wayne State N10 ... L...7-22 ...Northern Michigan N17 ... L...13-56 ...Western Illinois

1974 Jack Dean, head coach 3-6-1 S7 ... L...14-19 ...at Central Missouri S14 ... L...6-21 ...at Indiana State S21 ... L...0-33 ...WI-Milwaukee O5 ... L...3-28 ...at Western Illinois O12 ... W...13-3 ...Delta State O19 ... W...14-9 ...Illinois State O26 ... T...10-10 ...at Ferris State N2 ... L...3-13 ...Youngstown State N9 ... W...17-0 ...Missouri-Rolla N16 ... L...0-13 ...at Murray State

1975 John Konstantinos, head coach 3-5-2 S6 ... L...8-14 ...at Northern Iowa S13 ... L...22-38 ...at Northern Michigan S27 ... T...7-7 ...Southwest Missouri O4 ... L...18-23 ...at Central Missouri O11 ... L...0-37 ...at Tennessee Tech O18 ... T...3-3 ...Western Illinois O25 ... W...17-3 ...Ferris State N8 ... W...24-14 ...at Missouri-Rolla N15 ... W...14-6 ...Murray State N22 ... L...13-31 ...Illinois State

1976 John Konstantinos, head coach 5-6 S4 ... W...17-16 ...Cameron S11 ... W...24-14 ...at Northeast Missouri S25 ... W...41-0 ...at Southwest Missouri O2 ... W...41-14 ...Central Missouri O9 ... L...14-41 ...Tennessee Tech O16 ... L...10-14 ...at Western Illinois O23 ... W...24-8 ...Central State (OH) O30 ... L...10-30 ...Northern Michigan N6 ... L...14-36 ...at Youngstown State N13 ... L...27-28 ...at Butler N20 ... L...8-13 ...Illinois State

1977 John Konstantinos, head coach 1-10 S3 ... L...0-20 ...at Illinois State S10 ... L...7-10 ...Northeast Missouri S17 ... L...21-31 ...at Northern Iowa S24 ... L...24-25 ...at Central State (OH) O1 ... L...14-28 ...Western Illinois O15 ... L...10-31 ...at Cameron (OK) O22 ... L...14-24 ...Wayne State O29 ... L...13-31 ...Butler N5 ... L...22-52 ...at Youngstown State N12 ... L...7-35 ...at Murray State N19 ... W...17-0 ...Evansville

1978 Darrell Mudra, head coach..... 12-2 / 3-2 S2 ... W...41-16 ...Central State (OH) S9 ... W...42-3 ...at Butler S16 ... W...38-22 ...Northern Iowa S23 ... W...29-12 ...Northeast Missouri S30 ... L...16-17 ...at Akron O7 ... L...24-40 ...at Youngstown State O21 ... W...42-34 ...at Northern Michigan O28 ... W...34-14 ...at Wayne State N4 ... W...42-7 ...Illinois State N11 ... W...35-14 ...Murray State N18 ... W...40-12 ...at Western Illinois N25 ... W...35-31 ...at California-Davis D2 ... W...26-22 ...Youngstown State D9 ... W...10-9 ...vs. Delaware + * - AMCU contest + - NCAA II National Championship

NCAA II NATIONAL CHAMPIONSHIP EIU 35 • UC Davis 31 November 25, 1978 • Davis, California

Leading just 14-10 at the half, the Panthers erupted for three third-quarter big-play touchdowns en route to a 35-31 first-round victory over California-Davis... in that quarter, Mark Campana returned a punt 72 yards for a TD, Scott McGhee caught a 42 yard halfback TD pass from Poke Cobb and Jeff Forster caught a 37 yarder from QB Steve Turk... earlier Turk (15-39-1 for 164 yards) had hit McGhee on a 25 yard TD pass... Cobb ran for 56 yards and caught three for 40 yards in addition to the TD pass... the Panthers' defense intercepted three passes and recovered three fumbles.

EIU 26 • Youngstown St. 22 December 2, 1978 • O'Brien Stadium

Mark Campana's game opening 90-yard-TD kickoff return set the tone as the Panthers knocked off Mid-Continent rival Youngstown State, 26-22, on a rainy and blustery day before an ABC-TV regional audience... trailing 22-14, Steve Turk hit James Warring for a 12 yard TD, pulling to 22-20... then on the first play following the kick-off, Tom Pettigrew recovered a fumble at the YSU 9... three plays later, Poke Cobb scored the winning TD at 4:04 from the 3 yard line... Warring, ABC-TV offensive "Player of the Game" caught 10 passes for 107 yards, while DE Pete Catan, with 10 tackles and two QB sacks, was defensive "Player of the Game"... DT Randy Melvin led with 17 tackles.

EIU 10 • Delaware 9 December 9, 1978 • Longview, Texas

The Panthers put the capstone on the most incredible season ever, winning the NCAA National Championship 10-9 in front of an ABC-TV national audience... EIU finished 12-2 after going 1-10 the previous year... Poke Cobb, who rushed for 101 yards, scored on a one yard TD run early in the fourth quarter to put the Panthers ahead but victory was not assured until Delaware's Brandt Kennedy missed a 45 FG with nine seconds... EIU's defense limited Delaware's vaunted Wing-T offense to just 155 yards rushing and forced five fumbles... LB Ray Jeske was in on 21 tackles... altogether the Panthers set 25 school records with Cobb, James Warring, and Pete Catan named All-Americans.

1979 Darrell Mudra, head coach..... 7-4 / 1-4 S1 ... W...24-15 ...South Dakota S8 ... W...38-0 ...Butler S15 ... W...58-21 ...Wayne State S22 ... W...46-3 ...at Northeast Missouri S29 ... W...22-14 ...at Southern Illinois O6 ... L...7-10 ...Western Illinois O20 ... W...39-21 ...at Northern Michigan O27 ... L...7-10 ...at Northern Iowa N3 ... L...21-49 ...Youngstown State N10 ... W...24-0 ...at Illinois State N17 ... L...16-27 ...Akron * * - AMCU contest

1980 Darrell Mudra, head coach..... 11-3 / 4-0 S6 ... W...34-21 ...South Dakota S13 ... L...35-37 ...at Southern Illinois S20 ... L...0-14 ...at Indiana State S27 ... W...41-7 ...Northeast Missouri O4 ... W...31-14 ...Illinois State O11 ... W...40-15 ...at Central State (OH) O18 ... W...37-7 ...at Western Illinois O25 ... W...32-7 ...Youngstown State N1 ... W...35-28 ...at Northern Michigan N8 ... W...14-9 ...Northern Iowa N15 ... W...52-13 ...Augustana (SD) N29 ... W...21-14 ...Northern Colorado D6 ... W...56-31 ...at North Alabama D13 ... L...13-21 ...vs. Cal Poly + * - AMCU contest + - NCAA Division II National Runner-Up

NCAA II NATIONAL RUNNER-UP EIU 21 • Northern Colorado 14 November 29, 1980 • O'Brien Stadium

The Panthers, ranked No. 1 in the nation and paced by a tenacious defense, held Northern Colorado to 144 yards and recorded 13 tackles for loss, including six QB sacks, in a 21-14 victory televised by ESPN... QB Chuck Wright threw a 13 yard TD pass to Scott McGhee and then scored on a one yard run... DT Randy Melvin had 11 tackles including three for a loss.

EIU 56 • North Alabama 31 December 6, 1980 • Florence, Alabama

Top-ranked EIU outscored No. 3 North Alabama, 28-7, in the second half to roll to a 56-31 semifinal victory... the Panthers had 489 yards total offense... Kevin Staple ran for TDs of 3 and 7 yards and rushed for 120... Otis Grant caught eight for 103 yards and one TD while Scott McGhee had four for 91 yards with two TDs... North Alabama had only 66 yard of total offense in the second half... DT Randy Melvin led the Panthers with 13 tackles... OT Steve Parker was the ABC-TV Offensive "Player of the Game."

Cal Poly 21 • EIU 13 December 13, 1980 • Albuquerque, NM

The dream of a second national title in three years came to an end as Cal Poly San Luis Obispo upset the Panthers 21-13... Cal Poly's Robbie Martin was a one-man wrecking crew... he returned eight punts for 97 yards including a 42 yarder for a TD, and then caught seven passes for 164 yards including TDs of 33 and 58 yards... the Panthers lost three scoring opportunities when they fumbled twice within the five yard line and were intercepted on the 15... Rod Slaughter caught six passes for 122 yards and ran for 75.

Complete results are incomplete and/or unavailable for the 1899-1916 seasons

O CONFERENCE AFFILIATIONS: AMCU - Association of Mid-Continent Universities IIAC - Interstate Intercollegiate Athletic Conference

1978 NCAA Division II National Champions 109

A Cinderella Story... words that could easily describe the Eastern Illinois football program's rise from mediocrity to the top of the NCAA Division II football world.

The Panthers entered the 1978 season much like any other season mired in a 16-year string of consecutive losing seasons with only two winning seasons since 1951.

The first step in changing Panther football was the hiring of head coach Darrell Mudra who immediately hired former Eastern Illinois student and football team member Mike Shanahan as his offensive coordinator.

EIU opened the season on a roll with convincing wins over Central State, 42-16 and Butler, 42-3. A strong 38-22 win over Northern Iowa in a conference football game gave the program some confidence that things were headed in the right direction.

A 4-0 start followed the next week with a 29-12 win over Northeast Missouri giving the Panthers their second 4-0 start in three seasons. The 1976 squad also opened the year 4-0 but would win only one game the remainder of the year to finish at 5-6.

Shades of that season resonated in Panther fans minds as EIU dropped back-to-back games in weeks five and six to Akron and Youngstown State. However unlike their 1976 counterparts, this Panther squad would regroup and not taste defeat again.

Mike Shanahan's offensive unit continued to click as the Panthers put up 40 or more points in three of their next five victories with wins over Northern Michigan, Wayne State, Illinois State, Murray State and Western Illinois.

The following week EIU received only its second post-season bid as the Panthers were invited to the NCAA Division II playoffs as only the top eight teams received invitations. The Panthers only other post-season experience had been way back in 1948 when they lost in the Corn Bowl to Illinois Wesleyan, 6-0.

EIU hit the road to open the championship run with a 35-31 victory at UC Davis. The Panthers then returned home to face Youngstown State in the semifinals, a team that had defeated EIU earlier in the season 40-24 in Youngstown.

This time EIU had the home field advantage and the Panthers were able to hang on for a 26-22 win in front of a national audience as the game was carried nationwide on ABC. Following the game EIU fans stormed the field and dismantled the goal posts.

That win set up a meeting with Division II power Delaware and after a tightly fought contest the game came down to a field goal by Delaware's Brandt Kennedy that sailed right from 45-yards. With that, "David had beaten Goliath" and Eastern Illinois had done the impossible with a 10-9 national championship victory in Longview, Texas.

Following the season EIU players earned All-American honors including running back Poke Cobb, wide receiver James Warring and defensive lineman Pete Catan. Catan, Cobb, Warring and quarterback Steve Turk all ranked among the national leaders in several statistical categories.

Darrell Mudra was later inducted into the College Football Hall of Fame.



Top: Eastern Illinois NCAA Division II National Champions
Middle: EIU Coaching Staff.

Bottom: EIU team members shown here at the Governor's Mansion following Eastern's win over Delaware.

KEY TO CONFERENCE AFFILIATIONS:

- AMCU - Association of Mid-Continent Universities
- GFC - Gateway Football Conference
- OVC - Ohio Valley Conference

1981

Darrell Mudra, head coach.. **6-5 / 2-1**

- S 5..... W..... 19-17..... at South Dakota
- S 12..... W..... 24-13..... Southwest Missouri •
- S 19..... L..... 14-21..... at Northeast Missouri
- S 26..... W..... 58-0..... Central State (OH)
- O 10..... L..... 3-25..... at Illinois State
- O 17..... W..... 20-8..... Western Illinois •
- O 24..... L..... 16-48..... at Youngstown State
- O 31..... L..... 17-38..... at Northern Iowa •
- N 7..... W..... 42-14..... Ferris State
- N 14..... L..... 14-27..... Indiana State
- N 21..... W..... 24-16..... Delaware State

• - AMCU contest

First season of competition in NCAA I-AA

1982

Darrell Mudra, head coach.. **11-1-1 / 2-0-1**

- S 4..... W..... 27-14..... Illinois State
- S 11..... W..... 18-17..... Northeast Missouri
- S 18..... W..... 27-0..... Wayne State
- S 25..... T..... 10-10..... at Northern Iowa •
- O 2..... W..... 27-23..... at Youngstown State
- O 9..... W..... 18-0..... Akron
- O 16..... W..... 16-12..... at Indiana State
- O 23..... W..... 31-7..... at Western Illinois •
- O 30..... W..... 20-7..... Southern Illinois
- N 6..... W..... 36-7..... at SW Missouri •
- N 13..... W..... 73-0..... Kentucky State
- N 27..... W..... 16-13 (OT) ... Jackson State +
- D 4..... L..... 19-20..... at Tennessee State +

• - AMCU contest

+ - NCAA I-AA Quarterfinalist

NCAA I-AA QUARTERFINALIST

EIU Panthers 16 • Jackson State 13 (overtime)
November 27, 1982 • O'Brien Stadium

In their first year in NCAA I-AA, the Panthers took a 10-0-1 record and No. 5 ranking into the playoffs and relied on Dave Strauch's 23 yard field goal in overtime to knock off No. 8 Jackson State, 16-13. Strauch redeemed himself after a missed 22 yard attempt with four seconds left in regulation...QB Jeff Christensen completed 26-50, a NCAA I-AA tournament record for passes attempted, for 308 yards and one TD...Jerry Wright caught 10 for 130 yards.

Tennessee State 20 • EIU Panthers 19
December 4, 1982 • Nashville, Tennessee

In another evenly matched playoff, the Panthers suffered a heartbreaking 20-19 loss to No. 4 ranked Tennessee State...QB Jeff Christensen (27-48-3 for 264 yards) had pulled the Panthers to within one with a six yard TD toss to Jerry Wright midway through the final quarter...but he was intercepted in the closing minutes on the TSU-20, and then the Panthers' Dave Strauch had a 44 yard field goal blocked with just seconds left...Kevin Staple ran for 112 yards, and Wright caught 19 for 136 yards... this game was later forfeited by TSU due to an ineligible player.



The 1982 Panthers run defense (shown here against Akron) set an NCAA record in EIU's final regular season win over Kentucky State. In that game, EIU held the Thorobreds offense to negative 12 yards of total offense during a 73-0 romp. That defensive unit registered 71 total sacks while ranking second in the NCAA in scoring defense at 8.8 points per game. The Panthers would climb to No. 5 in the final regular-season poll with six total All-Americans on that squad.

1983

Al Molde, head coach..... **9-3 / 3-0**

- S 3..... W..... 38-7..... at Illinois State
- S 10..... L..... 14-17..... at Southern Illinois
- S 17..... W..... 35-21..... Grand Valley State
- S 24..... W..... 42-0..... at NE Missouri
- O 1..... W..... 21-20..... Youngstown State
- O 8..... W..... 10-7..... at Akron
- O 15..... W..... 13-0..... Northern Iowa •
- O 22..... W..... 20-0..... Western Illinois •
- O 29..... L..... 13-17..... Indiana State
- N 5..... W..... 12-3..... Southwest Missouri •
- N 12..... W..... 34-14..... at Western Kentucky
- N 26..... L..... 13-16 (2OT) .. at Indiana State +

• - AMCU contest

+ - NCAA I-AA First Round

NCAA I-AA FIRST ROUND

Indiana State 16 • EIU Panthers 13 (double overtime)
November 26, 1983 • Terre Haute, Indiana

In one of the most dramatic I-AA playoff games in history, Indiana State eliminated the Panthers in double overtime, 16-13...trailing 7-0 in the 4th, Sean Payton came off the bench to toss a game tying 20 yard TD pass to Roger Holoman...ISU's Scott Bridges kicked an 18 yard FG with 3:12 left, but EIU's Henry Castellanos sent it into overtime with a 33 yard pressure FG with one second remaining... ISU got the ball first and Bridges kicked a 26 yarder, but Castellanos countered with a 40 yarder to conclude the first OT...EIU obtained first possession and Payton was intercepted...Bridges' 25 yard FG then won the game.

1984

Al Molde, head coach..... **6-5 / 2-1**

- S 1..... W..... 35-9..... at Grand Valley State
- S 8..... L..... 17-24..... at Indiana State
- S 15..... W..... 33-7..... Northeast Missouri
- S 22..... L..... 17-38..... at Toledo
- S 29..... W..... 44-33..... Ferris State
- O 6..... L..... 21-34..... Illinois State
- O 13..... L..... 40-48..... Southern Illinois
- O 20..... W..... 14-0..... at Western Illinois •
- O 27..... L..... 28-29..... at Southwest Missouri •
- N 3..... W..... 27-17..... Northern Iowa •
- N 10..... W..... 50-19..... Western Kentucky

• - AMCU contest

1985

Al Molde, head coach..... **6-5 / 2-3**

- S 7..... L..... 24-31..... at Northeast Missouri
- S 14..... W..... 39-7..... Indiana State
- S 21..... W..... 35-27..... Saginaw Valley
- S 28..... L..... 13-42..... at Southern Illinois •
- O 5..... L..... 20-44..... at Kansas
- O 12..... W..... 21-14..... Illinois State •
- O 19..... W..... 28-27..... Southwest Missouri •
- O 26..... L..... 20-34..... Western Illinois •
- N 2..... W..... 27-12..... Northern Michigan
- N 9..... L..... 20-21..... at Northern Iowa •
- N 16..... W..... 14-13..... at Western Kentucky

• - GFC contest

AMCU renamed as Gateway Football Conference

1986

Al Molde, head coach..... **11-2 / 5-1**

- A 30..... L..... 20-23..... at Illinois State •
- S 6..... W..... 41-31..... Northern Missouri
- S 13..... W..... 24-21..... at Northern Michigan
- S 20..... W..... 52-7..... Southern Illinois •
- O 4..... W..... 40-15..... Liberty
- O 11..... W..... 31-30..... Northern Iowa •
- O 18..... W..... 37-3..... at Western Illinois •
- O 25..... W..... 34-20..... at SW Missouri •
- N 1..... W..... 64-0..... Winona State
- N 8..... W..... 31-14..... at Indiana State •
- N 15..... W..... 35-18..... Western Kentucky
- N 29..... W..... 28-21..... Murray State +
- D 6..... L..... 22-24..... Eastern Kentucky +

• - GFC contest

+ - NCAA I-AA Quarterfinalists

NCAA I-AA QUARTERFINALIST

EIU Panthers 28 • Murray State 21
November 29, 1986 • O'Brien Stadium

After losing the season opener, the Panthers won ten straight to enter the playoffs ranked No. 3, the highest ever in I-AA, but still needed a James Marble seven yard TD run with seven minutes to go to pull out a 28-21 win over Murray State...Sean Payton was 30-54 for 398 yards as EIU rolled up 537 yards total offense...Marable ran for 110 yards, Calvin Pierce caught 11 for 149 and Roy Banks had eight for 121...Dan Polewski led with 14 tackles while Aaron Thomas had 13.

Eastern Kentucky 24 • EIU Panthers 22
December 6, 1986 • O'Brien Stadium

The Panthers were eliminated in the closing seconds by Eastern Kentucky, 24-22, when a Sean Payton point after pass to DuWayne Pitts was incomplete...one official ruled a pass interference in the end zone, but another official overruled on the grounds the ball was not catchable... trailing 24-10, EIU rallied as Payton (24-40, 341 yards) hit Roy Banks on a 24 yard TD pass with 9:08 remaining... with 27 seconds left, Payton again hit Banks on a potential game-tying nine-yard TD pass...Banks caught nine for 117 and Calvin Pierce had eight catches for 177.

1987

Bob Spoo, head coach..... **5-6 / 3-3**

- S 5..... L..... 3-24..... at San Jose State
- S 12..... W..... 16-10..... at Northeast Missouri
- S 19..... W..... 15-9..... Illinois State •
- S 26..... W..... 17-14..... at Liberty
- O 3..... L..... 10-24..... at Akron
- O 10..... L..... 12-21..... Western Illinois •
- O 17..... W..... 20-14..... Indiana State •
- O 24..... W..... 7-3..... Southwest Missouri •
- O 31..... L..... 17-19..... at Northern Iowa •
- N 7..... L..... 27-32..... Southern Illinois •
- N 14..... L..... 15-30..... at Western Kentucky

• - GFC contest

1988

Bob Spoo, head coach..... **5-6 / 2-4**

- S 3..... W..... 16-7..... at Illinois State •
- S 10..... W..... 44-0..... Austin Peay
- S 17..... W..... 28-27..... Liberty
- S 24..... L..... 13-33..... Youngstown State
- O 1..... L..... 12-24..... at Indiana State •
- O 8..... W..... 34-3..... Southern Illinois •
- O 15..... L..... 8-45..... at Western Illinois •
- O 22..... L..... 15-17..... Northern Iowa •
- O 29..... L..... 21-41..... at Southwest Missouri •
- N 5..... W..... 6-0..... Western Kentucky
- N 12..... L..... 7-12..... at Boise State

• - GFC contest

#RUNWITHUS #EUIBLEEDBLUE #EUIEPANTHER FOOTBALL

1989

Bob Spoo, head coach **9-4 / 4-2**

S 2..... W..... 36-0..... at Austin Peay
 S 9..... W..... 20-10..... Northwestern State (La.)
 S 16..... L..... 17-20..... at Southern Illinois •
 S 23..... W..... 21-7..... Indiana State •
 S 30..... W..... 14-13..... Illinois State •
 O 7..... L..... 7-9..... at Liberty
 O 14..... W..... 21-17..... Akron
 O 21..... W..... 31-5..... Western Illinois •
 O 28..... L..... 28-31..... at Northern Iowa •
 N 11..... W..... 16-15..... Southwest Missouri •
 N 18..... W..... 10-7..... at Western Kentucky
 N 25..... W..... 38-21..... at Idaho +
 D 2..... L..... 19-25..... at Montana +

• - GFC contest
 + - NCAA I-AA Quarterfinalist

NCAA I-AA QUARTERFINALIST

EIU Panthers 38 • Idaho 21
 November 25 • Moscow, Idaho

After two pressure-packed season-ending wins against SMS and WKU, the No. 15 ranked Panthers played one of their best games of the season, knocking off No. 4 ranked Idaho, 38-21 in the first round of the play-offs... Jamie Jones had a career high 154 yards rushing, 64 receiving, and 15 in kick-off returns to account for 233 all-purpose... EIU rushed for 230 and Eric Arnold passed for 211, including a game opening 74 yard TD to Jason Cook... the defense held Idaho to 14 points under its season average and intercepted four passes.

Montana 25 • EIU Panthers 19
 December 2, 1989 • Missoula, Montana

A stout Montana defense held the Panthers to 258 yards total offense and held on for a 25-19 quarterfinal win to eliminate EIU from the NCAA-I AA playoffs... Jeff Mills led the defense, getting in on 17 tackles... Ray D'Alesio kicked a 31 yard field goal with 1:16 left in the game, but an on-side kick attempt failed to go ten yards, and Montana ran out the clock.

1990

Bob Spoo, head coach **5-6 / 3-3**

S 1..... L..... 17-28..... at Northern Illinois
 S 8..... W..... 23-22..... at Northwestern State (La.)
 S 15..... L..... 7-15..... McNeese State
 S 22..... L..... 10-14..... at Murray State
 S 29..... L..... 7-28..... at Illinois State •
 O 6..... W..... 27-17..... at Western Illinois •
 O 13..... W..... 31-22..... Indiana State •
 O 20..... W..... 14-3..... Southern Illinois •
 O 27..... L..... 10-16..... Northern Iowa •
 N 3..... W..... 28-6..... Western Kentucky
 N 10..... L..... 6-48..... at Southwest Missouri •

• - GFC contest

1991

Bob Spoo, head coach **4-7 / 2-4**

A 31..... W..... 62-16..... Lock Haven
 S 7..... L..... 13-42..... at Iowa State
 S 14..... W..... 31-12..... Eastern Washington
 S 21..... L..... 27-28..... at Murray State
 O 5..... L..... 15-16..... Western Illinois •
 O 12..... L..... 31-12..... at Indiana State •
 O 19..... W..... 37-28..... Illinois State •
 N 2..... L..... 30-31..... at Southern Illinois •
 N 9..... L..... 26-28..... at Western Kentucky
 N 16..... W..... 35-29..... Southwest Missouri •
 N 23..... L..... 17-18..... at Northern Iowa •

• - GFC contest

1992

Bob Spoo, head coach **5-6 / 2-4**

S 5..... W..... 14-9..... at Austin Peay
 S 12..... L..... 28-63..... at Marshall
 S 19..... W..... 48-9..... Murray State
 S 26..... L..... 7-48..... at Illinois State •
 O 3..... L..... 46-47..... Southern Illinois •
 O 10..... W..... 31-28..... Indiana State •
 O 17..... L..... 24-28..... at Western Illinois •
 O 24..... L..... 10-13..... at Southwest Missouri •
 O 31..... L..... 19-28..... at Youngstown State
 N 7..... W..... 21-15..... Northern Iowa •
 N 14..... W..... 28-7..... Western Kentucky

• - GFC contest

1993

Bob Spoo, head coach **3-7-1 / 2-3-1**

S 2 ^..... W..... 34-17..... at Murray State
 S 11..... L..... 7-49..... at McNeese State
 S 18..... L..... 10-31..... at Navy
 S 25..... L..... 14-28..... Western Illinois •
 O 2..... L..... 24-27..... at Indiana State •
 O 16..... L..... 27-31..... at Northern Iowa •
 O 23..... T..... 17-17..... Illinois State •
 O 30..... W..... 35-13..... Southwest Missouri •
 N 6..... L..... 26-34..... Northwestern Louisiana
 N 13..... L..... 14-28..... at Western Kentucky
 N 20..... W..... 42-35..... at Southern Illinois •

• - GFC contest
 ^ - Thursday Game

1994

Bob Spoo, head coach **6-5 / 4-2**

S 1 ^..... L..... 15-31..... Murray State
 S 10..... L..... 20-22..... at Texas-EI Paso
 S 17..... W..... 45-10..... Lock Haven
 S 24..... L..... 17-49..... at Northern Illinois
 O 1..... W..... 38-21..... at Southwest Missouri •
 O 8..... L..... 7-19..... Northern Iowa •
 O 22..... L..... 13-23..... at Western Illinois •
 O 29..... W..... 30-21..... Indiana State •
 N 5..... W..... 16-13..... at Illinois State •
 N 12..... W..... 28-20..... Western Kentucky
 N 19..... W..... 24-3..... Southern Illinois •

• - GFC contest
 ^ - Thursday Game

1995

Bob Spoo, head coach **10-2 / 5-1**

A 31 ^ .. W..... 31-13..... at Austin Peay
 S 9..... W..... 34-18..... Southeast Missouri
 S 16..... W..... 30-22..... Tennessee-Martin
 S 23..... W..... 9-7..... Southwest Missouri •
 S 30..... W..... 33-27..... Central State (OH)
 O 7..... L..... 7-17..... at Northern Iowa •
 O 14..... W..... 35-9..... at Western Kentucky
 O 28..... W..... 31-10..... Illinois State •
 N 4..... W..... 20-17..... Western Illinois •
 N 11..... W..... 42-21..... at Southern Illinois •
 N 18..... W..... 27-6..... at Indiana State •
 N 25..... L..... 29-34..... at Stephen F. Austin +

• - GFC contest
 ^ - Thursday Game
 + - NCAA I-AA First Round

NCAA I-AA FIRST ROUND

Stephen F. Austin 34 • EIU Panthers 29
 November 25, 1995 • Nacogdoches, Texas

The Panthers battled back from a 34-15 fourth quarter deficit but fell just short and were eliminated 34-29 in the first round of the I-AA playoffs... EIU scored twice in the last seven minutes and had the ball at midfield when Pete Mauch's pass was intercepted with 1:30 left... Willie High rushed 25 times for 182 yards and Mauch threw for 166 yards including the two fourth quarter TD passes of 10 and 25 yards to Charlie Roche and Tom Hess, respectively.

1996

Bob Spoo, head coach **8-4 / 6-2**

A 29 ^ .. W..... 28-20..... at Western Michigan
 S 7..... W..... 41-31..... Pittsburg State (KS)
 S 14..... W..... 35-16..... Indiana State #
 S 28..... W..... 38-0..... at Tennessee-Martin •
 O 12..... L..... 7-10..... Western Illinois
 O 19..... L..... 28-35..... Murray State •
 O 26..... W..... 35-27..... at Tennessee Tech •
 N 2..... W..... 42-7..... at Austin Peay •
 N 9..... W..... 41-21..... at Southeast Missouri •
 N 16..... L..... 24-31..... at Middle Tennessee •
 N 23..... W..... 45-21..... Eastern Kentucky •
 N 30..... L..... 14-21..... at Northern Iowa +

• - OVC contest
 # - substitute OVC opponent
 ^ - Thursday Game
 + - NCAA I-AA First Round
 First season in the Ohio Valley Conference

NCAA I-AA FIRST ROUND

Northern Iowa 21 • EIU Panthers 14
 November 30, 1996 • Cedar Falls, Iowa

The Panthers again came up empty on their first round playoff game at the UNI-Dome, losing to Northern Iowa, 21-14... EIU had the ball for 41:20 minutes to UNI's 18:40, and had 80 plays to Northern Iowa's 51, but could not stop the big play... the Panthers turned the ball over three times in the fourth quarter but still had a chance at the end as they had a first and goal from the four yard line but could not get the ball into the endzone in three tries before time expired.

1997

Bob Spoo, head coach **8-3 / 5-2**

A 28 ^ .. L..... 0-41..... at Western Illinois
 S 6..... W..... 42-6..... Tennessee-Martin •
 S 13..... W..... 41-20..... Saint Joseph's (IN)
 S 20..... W..... 25-14..... at Illinois State
 S 27..... W..... 10-7..... at Tennessee Tech •
 O 4..... W..... 32-7..... at Southeast Missouri •
 O 18..... W..... 30-17..... Middle Tennessee •
 O 25..... W..... 42-14..... Austin Peay
 N 1..... W..... 21-14..... at Indiana State #
 N 8..... L..... 17-24..... at Murray State •
 N 22..... L..... 7-49..... Eastern Kentucky •

• - OVC contest
 # - substitute OVC opponent
 ^ - Thursday Game

1998

Bob Spoo, head coach **6-5 / 4-3**

S 3 ^..... W..... 24-7..... Saint Joseph's (IN)
 S 12..... L..... 0-48..... at Central Florida
 S 19..... W..... 24-10..... at Northern Illinois
 S 26..... W..... 13-6..... Tennessee Tech •
 O 3..... W..... 35-33..... Southeast Missouri •
 O 17..... L..... 22-36..... Illinois State
 O 24..... W..... 35-32..... at Middle Tennessee •
 O 31..... L..... 21-27..... Tennessee State •
 N 7..... L..... 21-35..... Murray State •
 N 14..... W..... 56-35..... at Tennessee-Martin •
 N 21..... L..... 24-28..... at Eastern Kentucky •

• - OVC contest
 ^ - Thursday Game

1999

Bob Spoo, head coach **2-10 / 2-5**

S 2 ^..... L..... 17-33..... at Central Michigan
 S 11..... L..... 27-31..... at Hawaii
 S 18..... L..... 6-34..... Southern Illinois
 S 25..... W..... 42-21..... Tennessee-Martin •
 O 2..... L..... 21-31..... at Central Florida
 O 9..... L..... 25-43..... at Tennessee State •
 O 16..... L..... 32-37..... at Murray State •
 O 23..... L..... 7-14..... Tennessee Tech •
 O 30..... L..... 15-38..... Western Kentucky •
 N 6..... L..... 38-45..... at Southeast Missouri •
 N 13..... L..... 17-24..... Illinois State
 N 20..... W..... 20-14..... at Eastern Kentucky •

• - OVC contest
 ^ Thursday Game
 100th year of Panther Football

2000

Bob Spoo, head coach 8-4 / 6-1
 A 31 ^... W..... 42-24..... at Indiana State
 S 9..... W..... 72-0..... Kentucky Wesleyan
 S 16..... L..... 26-31..... at Toledo
 S 23..... W..... 42-7..... at Tennessee-Martin •
 O 7..... W..... 33-19..... Tennessee State •
 O 14..... W..... 48-7..... Murray State •
 O 21..... W..... 27-16..... at Tennessee Tech •
 O 28..... L..... 12-34..... at Western Kentucky •
 N 4..... W..... 38-9..... Southeast Missouri •
 N 11 L..... 41-44 (2-OT) at Illinois State
 N 18..... W..... 49-6..... Eastern Kentucky •
 N 25..... L..... 13-45..... at Montana +
 • - OVC contest
 ^ - Thursday Game
 + - NCAA I-AA First Round

NCAA I-AA FIRST ROUND

Montana 45 • EIU Panthers 13
 November 25, 2000 • Missoula, Montana

No. 1 ranked Montana ended the Panthers trip to the 2000 NCAA I-AA playoffs as the Grizzlies scored four second half touchdowns en route to a 45-13 victory... Eastern's Tony Romo threw for 212 yards and two TDs but the Panthers could only generate 99 yards rushing... Andre Raymond had 108 all-purpose yards and Nick Ricks had 10 tackles including three for loss... Obinno Coley intercepted two passes and knocked down three.

2001

Bob Spoo, head coach 9-2 / 6-0
 S 8..... W..... 44-14..... Indiana State
 S 15..... at Illinois State (cancelled due to 9/11 tragedy)
 S 22..... W..... 21-14..... at Eastern Kentucky •
 S 29..... W..... 44-33..... Tennessee Tech •
 O 6..... L..... 7-40..... at San Diego State
 O 13..... W..... 12-0..... Southeast Missouri •
 O 20..... W..... 49-21..... at Southern Illinois
 O 27..... W..... 52-49..... Tennessee State •
 N 1 ^... W..... 56-16..... at Tennessee-Martin •
 N 10..... W..... 38-10..... at Florida Atlantic
 N 17..... W..... 37-6..... Murray State •
 D 1..... L..... 43-49..... Northern Iowa +
 • - OVC contest
 ^ - Thursday Game
 + - NCAA I-AA First Round

NCAA I-AA FIRST ROUND

Northern Iowa 49 • EIU Panthers 43
 December 1, 2001 • O'Brien Stadium

Both teams marched up and down the field all day long but the Panthers came up just short losing to Northern Iowa, 49-43, in the first round of the 2001 NCAA I-AA playoffs at O'Brien Stadium. The two teams combined for 92 yards and 1001 total yards but EIU could not contain Adam Benghe who rushed for 177 yards and four touchdowns. Trailing 49-36, Eastern stopped the visiting purple Panthers at midfield with five minutes remaining and drove 49 yards in eight plays to score on a three yard pass from Tony Romo to Brandon Robinson to pull within six at 49-43 with 1:29 left in the game. But UNI recovered the onside kick and ran out the clock. Romo completed 22-34-2 for 386 yards and five touchdown passes. Frank Cutolo caught 11 passes for 217 yards and three TDs. J.R. Taylor ran 22 times for 154 yards and Robinson returned six kickoffs for 142 yards. Fred Miller led the defense with 15 tackles.

2002

Bob Spoo, head coach 8-4 / 5-1
 A 31..... L..... 36-61..... at Hawai'i
 S 14..... L..... 13-63..... at Kansas State
 S 21..... W..... 26-19..... Indiana State
 S 28..... W..... 45-10..... Illinois State
 O 5..... W..... 35-28..... at Tennessee Tech •
 O 12..... W..... 25-24..... Eastern Kentucky •
 O 19..... W..... 44-27..... at Southeast Missouri •
 N 2..... W..... 54-48..... at Tennessee State •
 N 9..... W..... 55-43..... Tennessee-Martin •
 N 16..... W..... 47-6..... Florida Atlantic
 N 23..... L..... 35-37..... at Murray State •
 N 30..... L..... 9-48..... at Western Illinois +
 • - OVC contest
 + - NCAA I-AA First Round

NCAA I-AA FIRST ROUND

Western Illinois 48 • EIU Panthers 9
 November 30, 2002 • Macomb, Illinois

The Panthers could not stop Western Illinois' No. 2 ranked Leathernecks resulting in a 48-9 first round loss in Macomb. The WIU defense held the Panthers offense to its lowest point total of the year. EIU had only 56 yards rushing and just one touchdown, a third quarter 30 yard pass from Tony Romo to Andre Raymond. He completed 21-44 passes for 220 yards but was sacked three times, fumbled once and threw an interception. Raymond had three kickoff returns for 108 yards and caught seven passes for 77 yards but had minus 29 yards rushing. J.R. Taylor, the nation's No. 2 rusher, had 88 yards on 18 carries. WIU (11-1) scored two of its seven touchdowns on punt returns, one of which came on a blocked punt. The Leathernecks had 365 yards total offense to 276 for EIU. Western had significant field position all day due partially to the cold, windy weather conditions. WIU's punter averaged 43.7 yards on six kicks while EIU had a 24.9 average for 12 punts. Nick Ricks led the defense with nine tackles while Terrance Sanders came off the bench to get eight.

2003

Bob Spoo, head coach 4-8 / 3-5
 A 30..... W..... 27-0..... California (PA)
 S 13..... L..... 0-37..... at Missouri
 S 20..... L..... 14-21..... Illinois State
 S 27..... L..... 7-23..... at Indiana State
 O 4..... L..... 17-30..... at Southeast Missouri •
 O 11..... L..... 0-41..... Eastern Kentucky •
 O 18..... W..... 27-17..... at Murray State •
 O 25..... W..... 29-12..... Tennessee-Martin •
 N 1..... L..... 14-24..... at Tennessee State •
 N 8..... W..... 37-10..... Tennessee Tech •
 N 15..... L..... 24-36..... at Jacksonville State •
 N 22..... L..... 14-17..... Samford •
 • - OVC contest

2004

Bob Spoo, head coach 5-6 / 4-4
 S 11..... L..... 30-33 (OT) ... Indiana State
 S 18..... L..... 31-35..... at Illinois State
 S 25..... W..... 31-28..... at Eastern Michigan
 O 2..... W..... 35-28..... Southeast Missouri •
 O 9..... L..... 6-49..... at Eastern Kentucky •
 O 16..... W..... 24-9..... Murray State •
 O 23..... L..... 14-32..... at Tennessee-Martin •
 O 30..... W..... 34-24..... Tennessee State •
 N 6..... L..... 37-40 (OT) ... at Tennessee Tech •
 N 13..... L..... 21-31..... Jacksonville State •
 N 20..... W..... 28-14..... at Samford •
 • - OVC contest

2005

Bob Spoo, head coach 9-3 / 8-0
 S 1 ^... W..... 24-13..... at Indiana State
 S 10..... L..... 10-45..... at Brigham Young
 S 17..... L..... 6-27..... Illinois State
 S 24..... W..... 43-14..... Samford •
 O 8..... W..... 48-24..... at Southeast Missouri •
 O 15..... W..... 53-22..... Eastern Kentucky •
 O 22..... W..... 35-28..... at Murray State •
 O 29..... W..... 26-7..... Tennessee-Martin •
 N 5..... W..... 27-3..... at Tennessee State •
 N 12..... W..... 31-20..... Tennessee Tech •
 N 19..... W..... 10-6..... at Jacksonville State •
 N 26..... L..... 6-21..... Southern Illinois +
 • - OVC contest
 ^ - Thursday Game
 + - NCAA I-AA First Round

NCAA I-AA FIRST ROUND

Southern Illinois 21 • EIU Panthers 6
 November 26, 2005 • O'Brien Stadium

Eastern's defense held Southern Illinois to just 298 yards total yards but tailback Arkee Whitlock ran for three touchdowns as the Salukis eliminated the Panthers, 21-6, in the first round of the NCAA I-AA playoffs. Eastern took the opening drive and got on the scoreboard first with a 32 yard field goal by Zach Yates at 10:13 of the first quarter. Whitlock, who rushed for 89 yards, scored on a six yard run with one minute left to give SIU a 7-3 lead. His five passes ran early in the third quarter put Southern up 14-3. The Panthers responded again with a 34 yard field goal by Tyler Wilke to cut the lead to 14-6. SIU's Craig Coffin missed a 39 yard field goal attempt but the Saluki defense forced Eastern into a fourth and five situation from its own 26 yard line with just under nine minutes remaining. The Panthers faked a punt but punter Tom Schofield's pass was incomplete giving SIU the ball. The Salukis drove 26 yards in just five plays with Whitlock scoring on a three yard run with 5:13 left in the game. The Panthers ran 72 plays to Southern's 55. Neither team could get much going on the ground as SIU had just 109 yards rushing compared to just 100 for the Eastern.

2006

Bob Spoo, head coach 8-5 / 7-1
Mark Hutson - acting head coach
 S 2..... L..... 17-42..... at Illinois
 S 9..... W..... 31-21..... Indiana State
 S 16..... L..... 30-44..... at Illinois State
 S 23..... W..... 24-13..... at Samford •
 S 30..... L..... 9-44..... at Hawai'i
 O 7..... W..... 21-0..... Southeast Missouri •
 O 14..... W..... 28-21..... at Eastern Kentucky •
 O 21..... W..... 20-10..... Murray State •
 O 28..... L..... 9-15..... at Tennessee Martin •
 N 4..... W..... 29-3..... Tennessee State •
 N 11..... W..... 38-14..... at Tennessee Tech •
 N 18..... W..... 28-24..... Jacksonville State •
 N 25..... L..... 13-24..... Illinois State +
 • - OVC contest
 + - NCAA FCS First Round

NCAA FCS FIRST ROUND

Illinois State 24, EIU Panthers 13
 November 25, 2006 • O'Brien Stadium

Eastern Illinois fans thought the Panthers had secured their first NCAA playoff win since the 1989 season when senior corner back Terrance Sanders scored on an 87 yard interception return in the fourth quarter. Illinois State (9-3) was able to battle back with a go ahead touchdown with just over two minutes remaining to crush the Panthers (8-5) dreams with a 24-13 win. In a day when offensive scoring was at a premium, Illinois State was able to score the game's only offensive touchdown as Pierre Rembert capped a four play, 49-yard drive with a 18 yard run up the middle. That gave the Redbirds a 17-13 lead. Eastern Illinois attempted to mount a game winning drive of its own but Jesse Caesar picked off a Cole Stinson pass and raced 45 yards for an insurance touchdown. Jason Tate had scored on a 41-yard interception return with 5:35 left in the second quarter to give ISU a 10-6 halftime lead.

2007

Bob Spoo, head coach 8-4 / 7-1
 A 30^A W 45-25 Tennessee Tech •
 S 8 L 6-52 at Purdue
 S 15 L 21-24 Illinois State
 S 22 W 54-20 at Indiana State
 S 29 W 31-16 at Southeast Missouri •
 O 6 L 21-28 Eastern Kentucky •
 O 13 W 27-24 at Murray State •
 O 20 W 29-23 Tennessee Martin •
 O 27 W 38-35 at Tennessee State •
 N 10 W 37-23 at Jacksonville State •
 N 17 W 33-17 Samford •
 N 24 L 11-30 at Southern Illinois +
 • - OVC contest
 ^ - Thursday Game
 + - NCAA FCS First Round

NCAA FCS First Round

Southern Illinois 30, Eastern Illinois 11
 November 24 • Carbondale, Illinois

Eastern Illinois made its third straight FCS playoff appearance and was matched against No. 4 national seed Southern Illinois. The Salukis converted two first half EIU turnovers into ten points and led 20-0 at the break en route to a 30-11 win. EIU scored on a Tyler Wilke field goal in the third quarter and Jordan Campanella touchdown reception midway through the fourth but never threatened. SIU outgained EIU 402-179 in total offense.

2008

Bob Spoo, head coach 5-7 / 3-5
 A 28^A L 12-31 at Central Michigan
 S 5 L 21-47 at Illinois
 S 13 W 38-3 Indiana State
 S 20 W 25-21 at Illinois State
 S 27 L 10-23 Jacksonville State •
 O 9^A L 26-29 at UT Martin •
 O 18 W 24-21 Southeast Missouri •
 O 25 L 7-20 at Eastern Kentucky •
 N 1 W 34-6 Murray State •
 N 8 L 24-45 at Tennessee State •
 N 15 L 13-15 Austin Peay •
 N 22 W 38-20 at Tennessee Tech •
 • - OVC contest
 ^ - Thursday Game

2009

Bob Spoo, head coach 8-4 / 6-2
 S 3^A W 31-6 Illinois State
 S 12 W 31-0 at Indiana State
 S 19 W 23-14 at Southeast Missouri •
 S 26 W 30-20 at Austin Peay •
 O 3 L 31-36 Eastern Kentucky •
 O 10 L 3-52 at Penn State
 O 17 W 23-15 Tennessee Tech •
 O 24 W 28-20 at Jacksonville State •
 O 31 W 16-10 at Murray State •
 N 14 W 49-13 UT Martin •
 N 19^A L 10-21 Tennessee State •
 N 28 L 7-48 at Southern Illinois +
 • - OVC contest
 ^ - Thursday Game
 + - NCAA FCS First Round

NCAA FCS First Round

Southern Illinois 48, Eastern Illinois 7
 November 28 • Carbondale, Illinois

Eastern Illinois scored on its first offensive possession on an 11-yard end-around by Lorence Ricks on fourth down as the Panthers struck early at No. 1 Southern Illinois. Following that drive EIU would turn the ball over six times including five fumbles as the Salukis scored 48 unanswered points with drives starting inside of Panther territory. Mon Williams finished with 107 yards rushing but EIU was outgained on the ground 323 to 109. Nick Nasti led EIU with 14 tackles including 10 solo stops.

2010

Bob Spoo, head coach 2-9 / 2-6
 S 4 L 7-37 at Iowa
 S 11 L 7-37 Central Arkansas
 S 18 L 10-20 at UT Martin •
 S 24 L 23-28 Jacksonville State •
 O 2 L 13-28 Southeast Missouri •
 O 9 L 7-35 at Eastern Kentucky •
 O 16 L 20-34 at Tennessee Tech •
 O 23 L 28-38 Murray State •
 O 30 W 28-10 Austin Peay •
 N 6 W 31-28 (ot) at Tennessee State •
 N 13 L 23-27 at Illinois State
 • - OVC contest

2011

Bob Spoo, head coach 2-9 / 1-7
 S 1^A W 33-26 Illinois State
 S 10 L 21-42 at Northwestern
 S 17 L 20-31 Tennessee Tech •
 S 24 L 21-28 at Jacksonville State •
 O 1 L 30-37 at Southeast Missouri •
 O 8 L 16-48 Eastern Kentucky •
 O 15 L 27-36 at Murray State •
 O 22 L 23-24 UT Martin •
 O 29 W 19-10 at Austin Peay •
 N 5 L 17-18 Tennessee State •
 N 11 L 28-45 at Southern Illinois
 • - OVC contest
 ^ - Thursday Game

2012

Dino Babers, head coach 7-5 / 6-1
 A 30^A W 49-28 Southern Illinois
 S 8 L 21-52 at Western Michigan
 S 15 L 51-54 (2ot) at Illinois State
 S 22 W 50-49 (ot) Murray State •
 S 29 W 65-15 Austin Peay •
 O 6 L 37-51 at UT Martin •
 O 13 W 31-28 Jacksonville State •
 O 27 W 24-7 at Eastern Kentucky •
 N 3 W 31-24 at Tennessee Tech •
 N 10 W 39-20 Southeast Missouri •
 N 17 L 30-48 at Central Arkansas
 N 24 L 10-58 at South Dakota State +
 • - OVC contest
 ^ - Thursday Game
 + - NCAA FCS First Round

NCAA FCS First Round

South Dakota State 58, Eastern Illinois 10
 November 24 • Brookings, South Dakota

South Dakota State broke open a 10-3 game with 24 unanswered points in the second quarter as the Jackrabbits beat Eastern Illinois in the opening round of the FCS playoffs. EIU scored to open the second quarter on a Cameron Berra field goal. Jake Walker added a touchdown run early in the fourth quarter to account for EIU's scoring. Zach Zenner rushed for 295 yards and three touchdowns to pace the SDSU offense. Walker had 125 yards rushing for EIU while Erik Lora hauled in 12 passes for 133 yards.

2013

Dino Babers, head coach 12-2 / 8-0
 A 31 W 40-19 at San Diego State
 S 7 W 40-37 (2ot) at Southern Illinois
 S 14 W 57-24 Illinois State
 S 21 L 39-43 at Northern Illinois
 S 28 W 42-7 Eastern Kentucky •
 O 10^A W 63-7 at Austin Peay •
 O 19 W 55-33 Southeast Missouri •
 O 26 W 34-16 at Tennessee State •
 N 2 W 56-21 Tennessee Tech •
 N 9 W 37-17 at Murray State •
 N 16 W 52-14 Jacksonville State •
 N 23 W 70-22 at UT Martin •
 D 7 W 51-10 Tennessee State +
 D 13 L 39-49 Towson #
 • - OVC contest
 ^ - Thursday Game
 + - NCAA FCS Second Round
 # - NCAA FCS Quarterfinal Round

NCAA FCS Second Round

Eastern Illinois 51, Tennessee State 10
 December 7 • Charleston, Illinois

Eastern Illinois snapped a long FCS playoff drought with a 51-10 victory over Tennessee State in the FCS 2nd round. The Panthers the No. 2 seed in this year's field jumped out to a 37-0 lead at halftime. Jimmy Garoppolo threw for three first half touchdowns hitting Erik Lora, Jeff LePak and Adam Drake. The Panthers tacked on a special teams touchdown as DJ Bland blocked a punt that Anthony Goodman scooped up and scored on from five yards out. Shepard Little rushed for 184 yards and two second half touchdowns as EIU won in the playoffs for the first time since 1989. The Panthers stuffed the TSU run allowing just 45 yards on the ground and 287 yards of total offense. It was the most points EIU has scored in a playoff game and the least number of points the Panthers defense has allowed in the FCS playoffs.

NCAA FCS Quarterfinal

Towson 49, Eastern Illinois 39
 December 13 • Charleston, Illinois

Eastern Illinois jumped out to a 14-0 first quarter lead but the Panthers could not slow down Towson running back Terrance West during a 49-39 loss in the FCS quarterfinals. West rushing for an FCS playoff record 354 yards and five touchdowns. Walter Payton Award winning quarterback Jimmy Garoppolo did all he could for the Panthers offense passing for 321 yards with two passing touchdowns and two rushing touchdowns. Senior wide receiver Erik Lora ended his career with 18 catches for 129 yards and one score. EIU tied the game to open the second half and closed to within 3 points to open the fourth quarter. EIU's defense could not find an answer for West or the Tigers as they rushed for 472 total yards and seven rushing touchdowns.

2014

Kim Dameron, head coach 5-7 / 5-3
 A 28 L 20-42 at Minnesota ^
 S 6 L 21-38 Southern Illinois
 S 13 L 15-34 at Illinois State
 S 20 W 63-7 Austin Peay •
 S 27 L 19-34 at Ohio
 O 11 L 33-36 (ot) at Eastern Kentucky •
 O 18 W 52-13 at Southeast Missouri •
 O 25 W 28-3 Tennessee State •
 N 1 W 41-10 at Tennessee Tech •
 N 8 W 48-26 Murray State •
 N 15 L 20-27 at Jacksonville State •
 N 22 L 16-37 UT Martin •
 • - OVC contest
 ^ - Thursday Game

2015

Kim Dameron, head coach..... 7-5 / 7-1
 S 3^..... L 5-33..... at Western Illinois
 S 12..... L 0-41..... at Northwestern
 S 19..... L 33-36 ot..... Illinois State
 O 3..... W..... 40-16..... at Austin Peay •
 O 10..... W..... 33-28..... Southeast Missouri •
 O 17..... W..... 25-22 ot..... at Tennessee State •
 O 24..... W..... 51-20..... Tennessee Tech •
 O 31..... W..... 34-20..... at Murray State •
 N 7..... L 3-24..... Jacksonville State •
 N 14..... W..... 23-21..... at UT Martin •
 N 21..... W..... 21-7..... Eastern Kentucky •
 N 28..... L 17-53..... at Northern Iowa +
 • - OVC contest
 ^ - Thursday Game
 + - NCAA FCS First Round

NCAA FCS First Round

Northern Iowa 53, Eastern Illinois 17
 November 28 • Cedar Falls, Iowa

Northern Iowa took advantage of two Eastern Illinois miscues in the final three minutes of the opening half to slowly pull away for a 53-17 win over EIU. EIU led 7-0 on a short Devin Church touchdown. The Panthers trailed 10-7 with 2:37 left in the first half when two turnovers and a short punt led to three UNI scores to end the half. EIU cut the second half lead to 23-10 on a Nick Bruno field goal before UNI pulled away for the easy win. Jalen Whitlow passed for 252 yards. Jourdan Wickliffe had ten tackles.

2016

Kim Dameron, head coach..... 6-5 / 4-4
 S 1^..... L 21-38..... Western Illinois
 S 10..... W..... 21-17..... at Miami - Ohio
 S 17..... W..... 24-21..... at Illinois State
 S 24..... W..... 56-35..... Austin Peay •
 O 1..... L 14-21..... at Southeast Missouri •
 O 8..... W..... 35-34..... Tennessee State •
 O 15..... W..... 30-24..... at Tennessee Tech •
 O 22..... L 38-40..... Murray State •
 O 29..... L 14-47..... at Jacksonville State •
 N 5..... L 17-33..... UT Martin •
 N 19..... W..... 24-0..... at Eastern Kentucky •
 • - OVC contest
 ^ - Thursday Game

2017

Kim Dameron, head coach..... 6-5 / 5-3
 A 31^..... W..... 22-20..... at Indiana State
 S 9..... L 10-38..... at Northern Illinois
 S 16..... L 13-44..... Illinois State
 S 23..... W..... 19-16..... Southeast Missouri •
 S 30..... W... 19-16 (2ot) ... at Tennessee State •
 O 7..... W..... 24-23..... Tennessee Tech •
 O 14..... W. 27-24 (2ot) ... at Murray State •
 O 21..... L 14-30..... Jacksonville State •
 O 28..... L 10-27..... at UT Martin •
 N 4..... W... 23-20 (ot) ... Eastern Kentucky •
 N 18..... L 13-28..... at Austin Peay •
 • - OVC contest
 ^ - Thursday Game

2018

Kim Dameron, head coach..... 3-8 / 3-5
 S 1..... L 20-55..... at Arkansas
 S 8..... L 10-48..... at Illinois State
 S 15..... L 41-55..... Indiana State
 S 22..... L 40-41..... Tennessee State •
 S 29..... W..... 52-38..... at Tennessee Tech •
 O 6..... L 41-48..... Murray State •
 O 13..... L 22-49..... at Jacksonville State •
 O 20..... W... 24-21 (ot) ... UT Martin •
 O 27..... L 23-31..... at Eastern Kentucky •
 N 10..... W..... 52-21..... Austin Peay •
 N 17..... L 32-38..... at Southeast Missouri •
 • - OVC contest



In the long history of Eastern Illinois football many players have distinguished themselves on the playing field. In 2009 EIU retired its first football number with the No. 17 formally worn by Tony Romo being retired at homecoming against Tennessee Tech. In 2010 Sean Payton's No. 18 was retired during the season opening contest against Central Arkansas.

EASTERN ILLINOIS NCAA FCS PLAYOFFS HISTORY

2015

1st Round @ Cedar Falls, Iowa -- Northern Iowa def. Eastern Illinois, 53-17

2013

2nd Round @ Charleston, Ill. -- Eastern Illinois def. Tennessee State, 51-10
 Quarterfinal @ Charleston, Ill. -- Towson def. Eastern Illinois, 49-39

2012

1st Round @ Brookings, SD. -- South Dakota State def. Eastern Illinois, 58-10

2009

1st Round @ Carbondale, Ill. -- Southern Illinois def. Eastern Illinois, 48-7

2007

1st Round @ Carbondale, Ill. -- Southern Illinois def. Eastern Illinois, 30-11

2006

1st Round @ Charleston, Ill. -- Illinois State def. Eastern Illinois, 24-13

2005

1st Round @ Charleston, Ill. -- Southern Illinois def. Eastern Illinois, 21-6

2002

1st Round @ McComb, Ill. -- Western Illinois def. Eastern Illinois, 48-9

2001

1st Round @ Charleston, Ill. -- Northern Iowa def. Eastern Illinois, 49-43

2000

1st Round @ Missoula, Mont. -- Montana def. Eastern Illinois, 45-13

1996

1st Round @ Cedar Falls, Iowa -- Northern Iowa def. Eastern Illinois, 21-14

1995

1st Round @ Nacogdoches, Texas -- Stephen F. Austin def. Eastern Illinois, 34-29

1989

1st Round @ Moscow, Idaho -- Eastern Illinois def. Idaho, 38-21
 Quarterfinal @ Missoula, Mont. -- Montana def. Eastern Illinois, 25-19

1986

1st Round @ Charleston, Ill. -- Eastern Illinois def. Murray State, 28-21
 Quarterfinal @ Charleston, Ill. -- Eastern Kentucky def. Eastern Illinois, 24-22

1983

1st Round @ Terre Haute, Ind. -- Indiana State def. Eastern Illinois, 16-13 (2OT)

1982

1st Round @ Charleston, Ill. -- Eastern Illinois def. Jackson State, 16-13 (OT)
 Quarterfinal @ Nashville, Tenn. -- Tennessee State def. Eastern Illinois, 20-19
TSU win later vacated due to use of ineligible player

All-Time FCS Playoff Record: 4-16

Home Record: 3-5

Road Record: 1-11

Division II Playoffs

1978 (National Champions)

Eastern Illinois def. UC Davis, 35-31
 Eastern Illinois def. Youngstown State, 26-22
 Eastern Illinois def. Delaware, 10-9

1980 (National Runners-up)

Eastern Illinois def. Northern Colorado, 21-14
 Eastern Illinois def. Northern Alabama, 56-31
 Cal Poly def. Eastern Illinois, 21-13

*** Note *** Eastern Illinois has now made the NCAA FCS Playoffs 16 times since joining that level of football in 1981. The 16 playoff appearances currently ranks 7th all-time and fourth among active FCS schools.

ALL-TIME NCAA PLAYOFF APPEARANCES (By School)

School# Appearances (Last)

Montana	23 (2015)
Eastern Kentucky	21 (2014)
Northern Iowa	20 (2018)
* Appalachian State.....	20 (2012)
* Georgia Southern	19 (2012)
Furman	17 (2017)
EASTERN ILLINOIS	16 (2015)
McNeese State	16 (2015)
New Hampshire	16 (2017)
Delaware	16 (2018)
James Madison.....	15 (2017)
Eastern Washington.....	13 (2018)
Youngstown State	12 (2016)
Villanova	12 (2016)
Jackson State.....	12 (1997)

** currently plays at the FBS level*

NCAA PLAYOFF APPEARANCES SINCE 2000 (By School)

School# Appearances (Last)

Montana	14 (2015)
New Hampshire	14 (2017)
Appalachian State *	11 (2012)
Northern Iowa	11 (2018)
EASTERN ILLINOIS	10 (2015)
Eastern Washington.....	10 (2018)
James Madison.....	10 (2018)
Jacksonville State.....	9 (2018)
North Dakota State.....	9 (2018)
McNeese State	9 (2015)
Sam Houston State.....	9 (2016)
Richmond.....	9 (2016)

** moved to the FBS level in 2013*

EASTERN ILLINOIS NCAA FCS PLAYOFF RECORDS

SINGLE GAME RECORDS

PASSING YARDS

398..... Sean Payton vs. Murray State (Nov. 29, 1986)

PASSING TOUCHDOWNS

5..... Tony Romo vs. Northern Iowa (Dec. 1, 2001)

PASSING COMPLETIONS

38..... Jimmy Garoppolo vs. Towson (Dec. 13, 2013)

RUSHING YARDS

184..... Shepard Little vs. Tennessee State (Dec. 7, 2013)

TOUCHDOWNS

3..... Frank Cutolo vs. Northern Iowa (Dec. 1, 2001)

RECEPTIONS

18..... Erik Lora vs. Towson (Dec. 13, 2013) (FCS Record)

RECEIVING YARDS

217..... Frank Cutolo vs. Northern Iowa (Dec. 1, 2001)

LONGEST FIELD GOAL

47..... Zach Yates vs. Illinois State (Nov. 25, 2006)

TACKLES17..... Tristan Burge vs. Illinois State (Nov. 25, 2006)
..... Jeff Mills at Montana (Dec. 2, 1989)**SOLO TACKLES**10..... Jourdan Wickliffe at Northern Iowa (Nov. 28, 2015)
10..... Nick Nasti at Southern Illinois (Nov. 28, 2009)**SACKS**

2..... Pierre Walters vs. Illinois State (Nov. 25, 2006)

INTERCEPTIONS2..... Donald Thomas vs. Illinois State (Nov. 25, 2006)
..... Obinno Coley at Montana (Nov. 25, 2000)

CAREER RECORDS

PASSING YARDS

873..... Sean Payton (1983-86)

PASSING TOUCHDOWNS

8..... Tony Romo (2000-02)

PASSING COMPLETIONS

80..... Jimmy Garoppolo (2010-13)

RUSHING YARDS

242..... Shepard Little (2013)

TOUCHDOWNS

3..... Frank Cutolo (2000-01)

RECEPTIONS

36..... Erik Lora (2009-13)

RECEIVING YARDS

366..... Erik Lora (2009-13)

FIELD GOALS MADE

5..... Dave Straugh (1982)

TACKLES


43..... Jeff Mills (1986-89)

SOLO TACKLES

21..... Nick Ricks (2000-02)

SACKS


2..... Pierre Walters (2006-07)

INTERCEPTIONS2..... Donald Thomas (2006-07)
..... Obinno Coley (2000)

Coach Bob Spoo and the Panthers celebrate the first of four Ohio Valley Conference championships back in 2001. The 2001 EIU squad swept the OVC winning all six league games. It was Eastern's first undefeated conference title since the 1983 Panthers won every game in the former Mid-Continent Conference.




Wide receiver Erik Lora set the FCS single season record for pass receptions during the 2012 season. He ended his career in an FCS playoff quarterfinal round loss to Towson setting the FCS single game playoff record with 18 pass receptions.



2nd Annual Corn Bowl
November 25, 1948 (Thanksgiving Day)

Illinois Wesleyan - 6
Eastern Illinois - 0



Eastern Illinois (the champion of the Illinois Intercollegiate Athletic Conference) and Illinois Wesleyan (the champion of the College Conference of Illinois) met on the gridiron on Thanksgiving Day, 1948 in the second annual Corn Bowl played in Bloomington, Illinois. The 8,000 fans attending that day's game marked the largest crowd in the existence of the short-lived bowl sponsored by the Hybird Seed Corn Breeders Company.

Bob Lush scored the game's lone touchdown plunging over from 1-yard out with 1:20 left to play in the fourth quarter to give Illinois Wesleyan the 6-0 win.


EIU would drive the ball inside the IWU 35 yard line on four occasions during the game including reaching the 2-yard line where the Panthers were turned away. IWU's other scoring chance included a missed 24-yard field goal.

EIU passed for only 63 yards on the day and the ground game which had carried the Panthers to the IIAC regular season title was shut down.

EIU's starting 11 in the contest were - Gross and Cox (ends), Carlyle and Pitol (tackles), Sexson (center), Tschannen and Baker (guards), Sweet (fullback), Lopinski (quarterback), Johnson and Benoche (halfbacks).

All-Time Corn Bowl Results

- 1947 - Southern Illinois 21 North Central College 0
- 1948 - Illinois Wesleyan 6 Eastern Illinois 0**
- 1949 - Western Illinois 13 Wheaton 0
- 1950 - Missouri-Rolla 7 Illinois State 6
- 1951 - Lewis 21 William Jewell 12
- 1953 - Western Illinois 32 Iowa Wesleyan 0
- 1955 - Luther 24 Western Illinois 20

	1978 D-II Quarterfinals	
	Nov. 25, 1978	
	Eastern Illinois	35
	UC Davis	31

Davis, Calif.
ToomeyField (A: 8,500)

Scoring	1	2	3	4	Final
Eastern Illinois	7.....	7.....	21.....	0.....	35
UC Davis.....	10.....	0.....	0.....	21.....	31

FIRST QUARTER

UCD - Holmquist 44 field goal (11:29)
EIU - McGhee 25 pass from Turk (DiMartino kick) (4:40)
UCD - Austin 6 run (Holmquist kick) (0:43)

SECOND QUARTER

EIU - Denton 1 run (3:18)

THIRD QUARTER

EIU - Campana 72 punt return (DiMartino kick) (13:34)
EIU - McGhee 42 pass from Cobb (DiMartino kick) (11:56)
EIU - Forster 37 pass from Turk (DiMartino kick) (4:53)

FOURTH QUARTER

UCD - Ellison 62 pass from Moroski (Holmquist kick) (14:20)
UCD - Wheeler 1 run (Moroski run) (10:15)
UCD - Ellison 4 pass from Lucido (run failed) (0:01)

TEAM STATSEIU UCD

First Downs.....	17.....	15
Rushes-Yards.....	47-115.....	27-74
Passing-Yards.....	206.....	358
Comp-Att-Int.....	16-40-1.....	25-50-3
Total Offense.....	321.....	432
Fumbles-Lost.....	1-0.....	3-3
Penalties-Yards.....	3-38.....	9-106
Int Returns-Yards-TD.....	3-85-0.....	1-10-0
Time of Possession.....	31:11.....	28:49
Sacks-Yards.....	n/a.....	n/a

LEADERS

RUSHING (No-Yds-TD)

EIU - Cobb (22-56-0), Forster (12-30-0)
UCD - Wheeler (12-44-0), Austin (8-30-0)

PASSING (Att-Cmp-Int-Yds-TD)

EIU - Turk (39-15-1-164-2), Cobb (1-1-0-42-1)
UCD - Moroski (49-24-3-354-1)

RECEIVING (No-Yds-TD)

EIU - Forster (5-54-1), McGhee 3-80-2)
UCD - Ellison (9-168-2), Zimmerman (5-64-0)

DEFENSE (Tackles - Solo, Assist, TFL)

EIU - Defensive stats not available
UCD - Defensive stats not available

RECAP

Mark Campana returned a punt 72-yards for a touchdown to open the third quarter and Eastern Illinois tacked on two more touchdowns as the Panthers knocked off UC Davis 35-31 in the NCAA Division II playoff opening round. Leading 14-10 at the half, EIU increased the lead to 21-10 on Campana's long punt return. EIU then recovered a fumble on the next UCD drive and scored on a halfback pass from Poke Cobb to Scott McGhee covering 42 yards. EIU's final score in the quarter was on a Steve Turk screen pass to Jeff Forster. UC Davis scored three touchdowns in the fourth quarter including one in the final five seconds to close the game. It marked EIU's first post-season win and only second post-season appearance in school history following a loss in the 1948 Corn Bowl.

1978 D-II Semifinals

Dec. 2, 1978

Youngstown State 22
Eastern Illinois 26



Charleston, Ill.
O'Brien Field (A: 8,000)

Scoring	1	2	3	4	Final
Youngstown State	6	13	3	0	22
Eastern Illinois	14	0	0	12	26

FIRST QUARTER

EIU - Campana 90 kick return (DiMartino kick) (14:48)
YSU - Robson 1 run (kick failed) (4:08)
EIU - Denton 5 run (DiMartino kick) (2:50)

SECOND QUARTER

YSU - Brumfield 6 run (pass failed) (6:57)
YSU - Dumas 8 run (Haynall kick) (3:28)

THIRD QUARTER

YSU - Haynall 42 field goal (6:21)

FOURTH QUARTER

EIU - Warring 12 pass from Turk (pass failed) (5:15)
EIU - Cobb 3 run (pass failed) (4:04)

TEAM STATSEIUYSU

First Downs	15	19
Rushes-Yards	38-92	66-245
Passing-Yards	174	7
Comp-Att-Int	14-27-5	1-12-3
Total Offense	266	252
Fumbles-Lost	3-1	2-1
Penalties-Yards	8-52	6-42
Int Returns-Yards-TD	3-30-0	5-5-0
Time of Possession	25:06	34:54
Sacks-Yards	n/a	n/a

LEADERS

RUSHING (No-Yds-TD)

EIU - Cobb (15-53-1), Forster (11-47-0)
YSU - Brumfield (25-116-1), Dumas (22-101-1)

PASSING (Att-Cmp-Int-Yds-TD)

EIU - Turk (27-14-5-174-1)
YSU - Snoddy (12-1-3-7-0)

RECEIVING (No -Yds -TD)

EIU - Warring (10-107-1), Cobb (2-41-0)
YSU - Dumas (1-7-0)

DEFENSE (Tackles - Solo, Assist, TFL)

EIU - Melvin (3-14-0), Parker (3-10-13), Catan (0-10-3)
YSU - Defensive stats not available

RECAP

Eastern Illinois rallied to score two touchdowns in the fourth quarter as the Panthers knocked off Youngstown State, 26-22, in the NCAA Division II semifinals. Earlier in the season YSU had beaten EIU 40-24 in Youngstown. EIU opened the game with Mark Campana returning the opening kick 90 yards for a score. Lonnie Denton gave the Panthers a 14-6 lead with a 5-yard run at the end of the first quarter. Heading into the fourth quarter EIU trailed 22-14. James Warring caught a 12-yard touchdown pass and Poke Cobb scored from 3-yards out to account for the touchdowns. EIU failed on both fourth quarter two-point conversion attempts. The Panther defense held YSU to only seven yards passing as Randy Melvin recorded 17 tackles. Wilbert James had a pair of interceptions.

1978 D-II Championship

Dec. 9, 1978

Eastern Illinois 10
Delaware 9



Longview, Texas
Lobo Stadium (A: 5,500)

Scoring	1	2	3	4	Final
Eastern Illinois	3	0	7	0	10
Delaware	3	6	0	0	9

FIRST QUARTER

EIU - DiMartino 28 field goal (8:44)
UD - Kennedy 19 field goal (1:31)

SECOND QUARTER

UD - Mills 8 pass from Komlo (kick failed) (1:35)

THIRD QUARTER

EIU - Cobb 1 run (DiMartino kick) (13:08)

TEAM STATSEIUUD

First Downs	26	16
Rushes-Yards	44-115	48-104
Passing-Yards	201	250
Comp-Att-Int	13-35-1	21-35-1
Total Offense	316	354
Fumbles-Lost	1-0	6-4
Penalties-Yards	3-12	2-39
Int Returns-Yards-TD	1-10	1-51-0
Time of Possession	29:16	30:44
Sacks-Yards	n/a	n/a

LEADERS

RUSHING (No-Yds-TD)

EIU - Cobb (23-101-1), Forster (12-34-0)
UD - Ciccone (17-46-0), Sully (7-32-0)

PASSING (Att-Cmp-Int-Yds-TD)

EIU - Turk (34-13-1-201-0)
UD - Komlo (35-21-1-250-1)

RECEIVING (No -Yds -TD)

EIU - Warring (6-82-0), Forster (4-46-0)
UD - Ravettine (11-156-0), Bistran (2-28-0)

DEFENSE (Tackles - Solo, Assist, TFL)

EIU - Jeske (17-4-0), Parker (12-2-3), Pittman (9-4-2)
UD - Panik (17-0-0), Keeler (10-5-1)

RECAP

Poke Cobb rushed for 101 yards and scored what proved to be the game winning touchdown in the third quarter as Eastern Illinois completed its program turnaround winning the NCAA Division II National Championship, 10-9, over Delaware. Cobb's score came on the opening drive of the third quarter after EIU had trailed 10-3 at the half. Delaware missed a field goal with :02 seconds left in the contest from 45-yards out as Steve Parker pressured the kick. EIU forced seven Delaware turnovers in the win. Ray Jeske led the defense with 21 tackles including 17 solo stops. The Panthers finished the season 12-2 after not having had a winning season since 1961.

1980 D-II Quarterfinals

Nov. 29, 1980

Northern Colorado 14
Eastern Illinois 21



Charleston, Ill.
O'Brien Field (A: 3,500)

Scoring	1	2	3	4	Final
Northern Colorado	7	0	0	7	14
Eastern Illinois	14	7	0	0	21

FIRST QUARTER

UNC - Nauslar 24 interception return (Jelden kick) (14:16)
EIU - McGhee 13 pass from Wright (DeLong kick) (9:52)
EIU - Davis 1 run (DeLong kick) (4:15)

SECOND QUARTER

EIU - Wright 1 run (DeLong kick) (13:32)

FOURTH QUARTER

UNC - Winslow 1 run (Jelden kick) (11:52)

TEAM STATSEIUUNC

First Downs	20	6
Rushes-Yards	41-107	38-93
Passing-Yards	200	51
Comp-Att-Int	18-35-3	7-12-0
Total Offense	307	144
Fumbles-Lost	0-0	3-2
Penalties-Yards	8-92	6-48
Int Returns-Yards-TD	0-0-0	3-24-1
Time of Possession	27:42	32:18
Sacks-Yards	n/a	n/a

LEADERS

RUSHING (No-Yds-TD)

EIU - Staple (19-74-0), Slaughter (12-37-0)
UNC - Bright (16-73-0), Bixler (4-42-0)

PASSING (Att-Cmp-Int-Yds-TD)

EIU - Wright (22-12-2-140-1), Christensen (13-6-1-60-0)
UNC - Winslow (12-7-0-51-0)

RECEIVING (No -Yds -TD)

EIU - Mehalic (6-58-0), Slaughter (7-55-0)
UNC - Bright (4-27-0)

DEFENSE (Tackles - Solo, Assist, TFL)

EIU - Lee (1-11-1), Melvin (2-9-3)
UNC - Defensive stats not available for UNC

RECAP

Deacon Nauslar returned an interception 24 yards in the opening minute to give Northern Colorado an early 7-0 lead. Eastern Illinois would score the next 21 points of the contest as they won 21-14 over the Bears in the opening round of the NCAA Division II playoffs. It was the Panthers fourth straight D-II playoff victory. Scott McGhee caught a pass from Chuck Wright to open the Panthers scoring in the first quarter. Wright later scored on a quarterback keeper in the second quarter. EIU's defense was led by Alonzo Lee with 11 tackles and Randy Melvin with 11.

1980 D-II Semifinals Dec. 6, 1980



Eastern Illinois 56
North Alabama 31

Florence, Ala.
Braly Stadium (A: 10,000)

Scoring	1	2	3	4	Final
Eastern Illinois	7	21	14	14	56
North Alabama	10	14	0	7	31

FIRST QUARTER

UNA - Riley 63 run (McMurrain kick) (14:13)
EIU - Staple 7 run (DeLong kick) (11:10)
UNA - McMurrain 47 field goal (5:52)

SECOND QUARTER

UNA - Fletcher 6 run (McMurrain kick) (14:48)
EIU - Staple 3 run (kick failed) (13:03)
UNA - Brown 17 pass from Riley (McMurrain kick) (6:34)
EIU - McGhee 22 pass from Wright (Staple run) (1:48)
EIU - Trepanier recovers blocked punt (DeLong kick) (0:03)

THIRD QUARTER

EIU - McGhee 37 pass from Wright (DeLong kick) (6:19)
EIU - Wojnowski 16 fumble return (DeLong kick) (5:34)

FOURTH QUARTER

EIU - Grant 8 pass from Wright (DeLong kick) (6:08)
UNA - Riley 3 run (McMurrain kick) (4:58)
EIU - Christensen 3 run (DeLong kick) (0:12)

TEAM STATSEIU UNA

First Downs	24	8
Rushes-Yards	51-231	36-134
Passing-Yards	258	92
Comp-Att-Int	21-34-3	5-12-1
Total Offense	489	226
Fumbles-Lost	1-0	2-2
Penalties-Yards	8-60	4-50
Int Returns-Yards-TD	1-0-0	3-59-0
Time of Possession	39:18	20:42
Sacks-Yards	1-3	2-7

LEADERS

RUSHING (No-Yds-TD)

EIU - Staple (24-120-2), Slaughter (12-86-0)
UNA - Riley (12-67-2), Fletcher (7-32-0)

PASSING (Att-Cmp-Int-Yds-TD)

EIU - Wright (25-15-1-169-3), Christensen (9-6-2-89-0)
UNA - Riley (12-5-1-92-0)

RECEIVING (No -Yds -TD)

EIU - Grant (8-103-1), McGhee (4-91-0)
UNA - Brown (3-57-0)

DEFENSE (Tackles - Solo, Assist, TFL)

EIU - Melvin (5-8-1), Gray (4-3-0), Wojnowski (3-3-1)
UNA - Lowe (6-12-1), Condon (5-10-0)

RECAP

Mike Trepanier recovered a blocked punt in the end zone with three seconds left in the first half that swung momentum in Eastern Illinois favor as the Panthers rolled to a 56-31 win at North Alabama. Scott McGhee's touchdown reception with 1:48 left in the first half brought EIU to within 24-21. Trepanier's recovery gave EIU the lead for good as the Panthers scored three straight touchdowns in the second half to blow open the game. Keith Wojnowski returned a fumble 16 yards for one of the scores. Otis Grant led EIU with seven catches for 103 yards.

1980 D-II Championship Dec. 13, 1980



Cal Poly 21
Eastern Illinois 13

Albuquerque, N.M.
University Stadium (A: 2,056)

Scoring	1	2	3	4	Final
Cal Poly	7	0	7	7	21
Eastern Illinois	0	13	0	0	13

FIRST QUARTER

CP - Martin 42 punt return (Vessella kick) (13:02)

SECOND QUARTER

EIU - Slaughter 2 run (DeLong kick) (14:58)
EIU - Slaughter 1 run (kick failed) (0:59)

THIRD QUARTER

CP - Martin 58 pass from Johnston (Vessella kick) (9:28)

FOURTH QUARTER

CP - Martin 33 pass from Johnston (Vessella kick) (14:02)

TEAM STATSEIU CP

First Downs	16	15
Rushes-Yards	39-87	44-39
Passing-Yards	263	236
Comp-Att-Int	20-42-2	12-21-1
Total Offense	350	275
Fumbles-Lost	3-2	6-2
Penalties-Yards	11-140	8-68
Int Returns-Yards-TD	1-0	2-0
Time of Possession	31:15	28:45
Sacks-Yards	0	0

LEADERS

RUSHING (No-Yds-TD)

EIU - Slaughter (14-75-2), Staple (16-42-0)
CP - Jackson (20-26-0), Craig (8-24-0)

PASSING (Att-Cmp-Int-Yds-TD)

EIU - Wright (22-11-1-158-0), Christensen (20-9-1-105-0)
CP - Johnston (21-12-1-236-2)

RECEIVING (No -Yds -TD)

EIU - Slaughter (6-122-0), Grant (6-70-0)
CP - Martin (7-164-2), Hanifin (4-73-0)

DEFENSE (Tackles - Solo, Assist, TFL)

EIU - Pittman (4-6-0), Melvin (1-9-0)
CP - Kirchoff (3-6-1), Jones (3-5-0)

RECAP

Cal Poly ended a potential game tying with an interception at the 16 yard line with 54 seconds remaining as the Mustangs beat Eastern Illinois, 21-13 in the NCAA Division II National Championship game. EIU held Cal Poly's running game in check but Robbie Martin scored all three CP touchdowns with two long touchdown receptions and a 42-yard punt return for touchdown. Rod Slaughter carried the load on the ground and in the air for EIU scoring on two short touchdown runs to give the Panthers a 13-7 halftime lead. Slaughter ended the game with 75 yards rushing and 122 yards receiving.

1982 I-AA First Round Nov. 27, 1982



Jackson State 13
Eastern Illinois 16

Charleston, Ill.
O'Brien Field (A: 3,000)

Scoring	1	2	3	4	O1	Final
Jackson State	7	3	3	0	0	13
Eastern Illinois	0	3	3	7	3	16

FIRST QUARTER

JSU - Brown 1 run (Dozier kick) (8:09)

SECOND QUARTER

JSU - Dozier 31 field goal (10:20)
EIU - Strauch 32 field goal (2:13)

THIRD QUARTER

JSU - Dozier 37 field goal (9:34)
EIU - Strauch 23 field goal (3:00)

FOURTH QUARTER

EIU - Blair fumble recovery (Strauch kick) (12:53)

1ST OVERTIME

EIU - Strauch 23 field goal

TEAM STATSEIU JSU

First Downs	20	16
Rushes-Yards	31-62	36-137
Passing-Yards	308	167
Comp-Att-Int	26-51-3	15-24-1
Total Offense	327	258
Fumbles-Lost	3-0	4-1
Penalties-Yards	3-17	7-70
Int Returns-Yards-TD	1-8-0	3-43-0
Time of Possession	31:59	28:01
Sacks-Yards	2-14	3-23

LEADERS

RUSHING (No-Yds-TD)

EIU - Staple (18-39-0), Nixon (3-7-0)
JSU - Conners (4-39-0), Brown (12-27-1)

PASSING (Att-Cmp-Int-Yds-TD)

EIU - Christensen (50-26-2-308-0)
JSU - McKenzie (24-15-1-167-0)

RECEIVING (No -Yds -TD)

EIU - Wright (10-130-0), Staple (7-57-0)
JSU - Simmons (6-68-0), Burkett (3-36-0)

DEFENSE (Tackles - Solo, Assist, TFL)

EIU - Covington (3-8-0), Williams (4-5-1)
JSU - Grahahm (5-5-2), January (1-6-0)

RECAP

Reggie Taylor forced a Jackson State fumble in overtime that was recovered by Randy McCue as Eastern Illinois picked up its first NCAA I-AA playoff victory, 16-13 in overtime. JSU opened a 10-0 lead in the first half on a 1-yard run by Odis Brown and 31-yard field goal by Eric Dozier. EIU tied the contest early in the fourth quarter as Jerry Wright had the ball stripped from his hands at the two yard line. Pat Blair recovered the ball in the end zone accounting for the Panthers game tying score. Dave Strauch drove home a 23-yard field goal in the extra session to give EIU the win.

**1982 I-AA Quarterfinals
Dec. 4, 1982**



Eastern Illinois 19
Tennessee State 20

Nashville, Tenn.
Hale Stadium (A: n/a)

Scoring	1	2	3	4	Final
Eastern Illinois	0	6	7	6	19
Tennessee State	7	0	13	0	20

FIRST QUARTER

TSU - Tate 73 pass from Biggles (Jones kick) (13:59)

SECOND QUARTER

EIU - Strauch 44 field goal (6:49)
EIU - Strauch 36 field goal (3:44)

THIRD QUARTER

EIU - Wright 9 pass from Christensen (Strauch kick) (9:57)
TSU - Jones 19 pass from Ransom (Jones kick) (3:13)
TSU - Tate 6 pass from Ransom (kick failed) (0:05)

FOURTH QUARTER

EIU - Wright 6 pass from Christensen (kick failed) (9:18)

TEAM STATSEIUTSU

First Downs	20	19
Rushes-Yards	31-132	27-72
Passing-Yards	264	267
Comp-Att-Int	27-48-3	15-32-2
Total Offense	396	339
Fumbles-Lost	2-0	3-1
Penalties-Yards	15-77	12-77
Int Returns-Yards-TD	2-20-0	3-49-0
Time of Possession	33:49	26:11
Sacks-Yards	n/a	n/a

LEADERS

RUSHING (No-Yds-TD)

EIU - Staple (22-112-0)
TSU - Kinnebrew (14-44-0)

PASSING (Att-Cmp-Int-Yds-TD)

EIU - Christensen (48-27-3-264-2)
TSU - Biggles (16-8-2-172-1), Ransom (16-7-0-95-2)

RECEIVING (No -Yds -TD)

EIU - Wright (10-136-2), Staple (5-45-0)
TSU - Tate (5-129-2), Jones (3-53-1)

DEFENSE (Tackles - Solo, Assist, TFL)

EIU - No Defensive Stats Available
TSU - No Defensive Stats Available

RECAP

Eastern Illinois missed a 46-yard field goal attempt with 55 seconds left to play as the Panthers fell at Tennessee State, 20-19 in the second round of the NCAA playoffs. Eastern Illinois and Tennessee State both missed extra points on late touchdowns. TSU scored on the first drive of the game as Golden Tate hauled in a 73-yard pass from Kenneth Biggles. EIU closed the margin to one point on a pair of second quarter Dave Strauch field goals. Jeff Christensen connected twice with Jerry Wright for second half touchdowns as Wright ended the game with ten catches for 136 yards. The NCAA would later rule the game a forfeit by TSU due to the use of ineligible player in the contest.

**1983 I-AA First Round
Nov. 26, 1983**



Eastern Illinois 13
Indiana State 16 (2ot)

Terre Haute, Ind.
Memorial Stadium (A: 6,222)

Scoring	1	2	3	4	O1	O2	Final
Eastern Illinois	0	0	0	10	3	0	13
Indiana State	0	0	7	3	3	3	16

THIRD QUARTER

INS - Edwards 20 run (Bridges kick) (8:54)

FOURTH QUARTER

EIU - Holomon 20 pass from Payton (Castellanos kick) (11:25)
INS - Bridges 18 field goal (3:12)
EIU - Castellanos 33 field goal (0:03)

1ST OVERTIME

INS - Bridges 26 field goal
EIU - Castellanos 40 field goal

2ND OVERTIME

INS - Bridges 25 field goal

TEAM STATSEIUINS

First Downs	13	18
Rushes-Yards	40-131	59-219
Passing-Yards	127	88
Comp-Att-Int	13-34-3	6-11-1
Total Offense	258	307
Fumbles-Lost	0-0	4-3
Penalties-Yards	12-109	8-59
Int Returns-Yards-TD	1-11-0	3-32-0
Time of Possession	27:14	32:46
Sacks-Yards	2-10	2-12

LEADERS

RUSHING (No-Yds-TD)

EIU - Davis (16-65-0), Staple (10-42-0)
INS - Henderson (30-112-0), Edwards (14-73-1)

PASSING (Att-Cmp-Int-Yds-TD)

EIU - Payton (16-7-2-81-1), Rafferty (18-6-1-46-0)
INS - Miller (11-6-1-88-0)

RECEIVING (No -Yds -TD)

EIU - Holomon (7-75-1), Wright (3-31-0)
INS - Kimball (4-68-0), Dawson (2-20-0)

DEFENSE (Tackles - Solo, Assist, TFL)

EIU - Covington (6-9-0), Jackson (4-5-1)
INS - Johnson (8-6-0), Davis (9-4-2)

RECAP

Scott Bridges knocked home a 25-yard field goal for Indiana State in the second overtime as the Sycamores edged Eastern Illinois in the opening round of the NCAA playoffs. EIU scored twice in the fourth quarter to tie the game at 10-10 in regulation. Henry Castellanos knocked home a 33-yard field goal with three seconds left in the game to force the overtime. Both teams settled for field goals in the first overtime before Bridges hit the gamewinner for Indiana State. EIU's drive in the second overtime was ended on an interception by Quintin Mikell.

**1986 I-AA First Round
Nov. 29, 1986**



Murray State 21
Eastern Illinois 28

Charleston, Ill.
O'Brien Field (A: 4,500)

Scoring	1	2	3	4	Final
Murray State	7	7	0	7	21
Eastern Illinois	0	14	6	8	28

FIRST QUARTER

MUR - Thigpen 10 pass from Proctor (Hickert kick) (2:41)

SECOND QUARTER

MUR - Jacob 9 pass from Proctor (Hickert kick) (13:50)
EIU - Marable 1 run (Ehmke kick) (9:53)
EIU - Pitts 1 run (Ehmke kick) (3:30)

THIRD QUARTER

EIU - Ehmke 23 field goal (5:51)
EIU - Ehmke 26 field goal (0:57)

FOURTH QUARTER

MUR - Howard 32 pass from Proctor (Hickert kick) (11:26)
EIU - Marable 9 run (Payton to Marable conversion) (7:24)

TEAM STATSEIUMUR

First Downs	29	17
Rushes-Yards	37-139	34-79
Passing-Yards	398	260
Comp-Att-Int	30-54-3	20-34-1
Total Offense	537	339
Fumbles-Lost	2-1	2-1
Penalties-Yards	8-53	13-104
Int Returns-Yards-TD	1-0-0	3-25-0
Time of Possession	31:20	28:40
Sacks-Yards	1-7	1-7

LEADERS

RUSHING (No-Yds-TD)

EIU - Marable (19-110-2), Pitts (13-35-1)
MUR - Bird (12-31-0), Payne (11-35-0)

PASSING (Att-Cmp-Int-Yds-TD)

EIU - Payton (54-30-3-398-0)
MUR - Proctor (34-20-1-260-3)

RECEIVING (No -Yds -TD)

EIU - Banks (8-121-0), Cain (3-60-0), Pierce (11-149-0)
MUR - Howard (6-68-1), Jacob (5-73-1)

DEFENSE (Tackles - Solo, Assist, TFL)

EIU - Thomas (4-9-4), Polewski (2-12-0)
MUR - Curry (7-2-0), Tharpe (4-3-0)

RECAP

James Marable scored from nine yards out and then caught a two-point conversion from Sean Payton as Eastern Illinois came from behind to beat Murray State, 28-21, in the opening round of the NCAA I-AA playoffs. Murray State took a 14-0 lead on a pair of touchdown passes by Michael Proctor. The Panthers tied the score at the half, 14-14, as Marable and DuWayne Pitts both had rushing touchdowns. Rich Ehmke gave EIU a 20-14 lead with a pair of third quarter field goals. Trailing 21-20, EIU scored with 7:24 left in the game and went up by a touchdown on a two-point conversion. Rod Reynolds sealed the game with an interception for EIU with 2:21 left in the game.

1986 I-AA Quarterfinals Dec. 6, 1986



Eastern Kentucky 24
Eastern Illinois 22

Charleston, Ill.
O'Brien Field (A: 4,149)

Scoring	1	2	3	4	Final
Eastern Kentucky	0	14	10	0	24
Eastern Illinois	3	0	7	12	22

FIRST QUARTER

EIU - Ehmke 20 field goal (2:03)

SECOND QUARTER

EKU - Crawford 2 run (Dawson kick) (5:47)

EKU - Blount 7 pass from Whitaker (Dawson kick) (0:11)

THIRD QUARTER

EIU - Wilhems 11 pass from Payton (Ehmke kick) (8:23)

EKU - Cadore 11 pass from Whitaker (Dawson kick) (3:51)

FOURTH QUARTER

EIU - Banks 24 pass from Payton (kick failed) (9:08)

EIU - Banks 9 pass from Payton (pass failed) (0:27)

TEAM STATSEIU EKU

First Downs	17	24
Rushes-Yards	22-38	54-172
Passing-Yards	341	256
Comp-Att-Int	24-48-2	16-29-3
Total Offense	379	428
Fumbles-Lost	3-1	1-1
Penalties-Yards	11-90	9-70
Int Returns-Yards-TD	3-16-0	2-27-0
Time of Possession	21:13	38:47
Sacks-Yards	3-20	1-11

LEADERS

RUSHING (No-Yds-TD)

EIU - Marable (10-27-0)

EKU - Crawford (28-122-1), Parks (10-72-0)

PASSING (Att-Cmp-Int-Yds-TD)

EIU - Payton (48-24-2-394-3)

EKU - Whitaker (29-16-3-256-2)

RECEIVING (No -Yds -TD)

EIU - Pierce (8-177-0), Banks (9-117-2)

EKU - Cadore (2-84-1), Blount (6-61-1)

DEFENSE (Tackles - Solo, Assist, TFL)

EIU - Polewski (4-12-1), Bronaugh (5-9-0)

EKU - Klingel (5-3-0), Harper (4-4-0)

RECAP

Eastern Kentucky broke up a two-point conversion with 27 seconds remaining in the game as the Colonels held on to beat Eastern Illinois, 24-22. Trailing 24-10, EIU scored twice in the fourth quarter on a pair of touchdown passes from Sean Payton to Roy Banks. EIU missed the extra point following the first fourth quarter touchdown setting up the need to go for two on the next score. Payton passed for 394 yards and three touchdowns in his final game as a Panther. Banks hauled in nine passes for 117 yards while teammate Calvin Pierce had eight catches for 177 yards. EIU dominated time of possession as the Colonels held the ball for nearly 39 minutes. EIU had possession of the ball for just under 13 minutes in the final quarter.

1989 I-AA First Round Nov. 25, 1989



Eastern Illinois 38
Idaho 21

Moscow, Idaho
Kibbie Dome (A: 6,025)

Scoring	1	2	3	4	Final
Eastern Illinois	14	7	7	10	38
Idaho	7	7	7	0	21

FIRST QUARTER

UI - Pearce 1 run (Doyle kick) (12:33)

EIU - Cook 74 pass from Arnold (D'Alessio kick) (12:19)

EIU - Sahn 3 pass from Arnold (D'Alessio kick) (4:30)

SECOND QUARTER

UI - Harris 5 run (Doyle kick) (13:24)

EIU - Sengstock 1 run (D'Alessio kick) (1:07)

THIRD QUARTER

EIU - Castillo 14 run (D'Alessio kick) (11:15)

UI - Harris 4 run (Doyle kick) (3:35)

FOURTH QUARTER

EIU - D'Alessio 37 field goal (1:53)

EIU - Jones 59 run (D'Alessio kick) (0:30)

TEAM STATSEIU UI

First Downs	19	23
Rushes-Yards	49-230	25-49
Passing-Yards	211	444
Comp-Att-Int	14-22-1	30-53-4
Total Offense	441	493
Fumbles-Lost	0-0	1-0
Penalties-Yards	6-43	6-45
Int Returns-Yards-TD	4-143-0	1-0
Time of Possession	32:14	27:46
Sacks-Yards	1-10	1-12

LEADERS

RUSHING (No-Yds-TD)

EIU - Jones (22-154-1), Castillo (19-81-1)

UI - Harris (13-37-2), Daniels (7-25-0)

PASSING (Att-Cmp-Int-Yds-TD)

EIU - Arnold (22-14-1-211-2)

UI - Friesz (50-29-3-420-0)

RECEIVING (No -Yds -TD)

EIU - Cook (2-91-1), Jones (4-64-0)

UI - Dunn (7-116-0), Dahlquist (7-73-0)

DEFENSE (Tackles - Solo, Assist, TFL)

EIU - Lance (6-6-0), Mills (2-6-0), Noll (3-4-0)

UI - Zeller (7-3-0), Matthews (6-4-0)

RECAP

Tim Lance intercepted a pass at the nine yard line late in the fourth quarter as Eastern Illinois picked up a road win to open the NCAA playoffs at Idaho. The Panthers picked off Walter Payton Award winner John Friesz four times converting two of those into 14 points. Ray D'Alessio kicked a 37-yard field goal and Jamie Jones tacked on a 59-yard touchdown run in the final two minutes to ice the game. Jones rushed for 154 yards as the Panthers gained 230 yards on the ground. Eric Arnold was an efficient 14-of-22 for 211 yards with a long touchdown pass to Jason Cook.

1989 I-AA Quarterfinals Dec. 2, 1989



Eastern Illinois 19
Montana 25

Missoula, Mont.
Washington-Grizzly Stad. (A: 12,285)

Scoring	1	2	3	4	Final
Eastern Illinois	0	9	7	3	19
Montana	6	10	6	3	25

FIRST QUARTER

MONT - Duce 41 field goal (4:52)

MONT - Duce 26 field goal (2:48)

SECOND QUARTER

EIU - Team safety (10:43)

EIU - Moore 13 pass from Arnold (D'Alessio kick) (8:41)

MONT - Glenn 50 pass from Bennett (Duce kick) (8:13)

MONT - Duce 40 field goal (0:48)

THIRD QUARTER

MONT - Clark 23 pass from Bennett (kick blocked) (11:07)

EIU - Rummell 8 pass from Arnold (D'Alessio kick) (8:05)

FOURTH QUARTER

MONT - Duce 33 field goal (7:52)

EIU - D'Alessio 31 field goal (1:16)

TEAM STATSEIU MONT

First Downs	16	18
Rushes-Yards	29-69	36-90
Passing-Yards	189	307
Comp-Att-Int	18-46-1	24-35-1
Total Offense	258	397
Fumbles-Lost	2-1	2-1
Penalties-Yards	8-65	11-94
Int Returns-Yards-TD	1-16-0	1-10-0
Time of Possession	28:34	31:26
Sacks-Yards	2-18	2-18

LEADERS

RUSHING (No-Yds-TD)

EIU - Castillo (13-49-0), Jones (10-24-0)

MONT - Rice (14-47-0), Bennett (13-27-0)

PASSING (Att-Cmp-Int-Yds-TD)

EIU - Arnold (46-18-1-189-2)

MONT - Bennett (35-24-1-307-2)

RECEIVING (No -Yds -TD)

EIU - Rummell (7-85-1), Moore (4-32-1)

MONT - Trevathan (7-102-0), Gelnn (4-81-1)

DEFENSE (Tackles - Solo, Assist, TFL)

EIU - Mills (3-14-0), Holcombe (1-9-0)

MONT - Rankin (3-13-0), Hauk (3-7-0)

RECAP

Eastern Illinois held a three point lead midway through the second quarter and pulled to within a touchdown on two occasions in the second half but Montana was able to hold on for a 25-19 win in the NCAA playoffs. Tim Moore's 13 yard pass from Eric Arnold put the Panthers up 9-6 with 8:41 left to play in the first half. EIU scored its opening points on a team safety following a mishandled snap by the Montana punter. Mike Rummell's touchdown reception in the third quarter and Ray D'Alessio's field goal in the fourth cut the Grizzlies lead to six points. Jeff Mills led the EIU defense making 17 tackles.



1995 I-AA First Round
Nov. 25, 1995
 Eastern Illinois 29
 Stephen F. Austin 34

Nacogdoches, Texas
 Homer Bryce Stad. (A: 3,552)

Scoring	1	2	3	4	Final
Eastern Illinois	0	15	0	14	29
Stephen F. Austin	7	10	14	3	34

FIRST QUARTER

SFA - Harris 21 run (Minton kick) (6:31)

SECOND QUARTER

SFA - Ritchey 7 run (Minton kick) (12:14)
 EIU - High 2 run (Largent kick) (7:36)
 SFA - Minton 24 field goal (5:18)
 EIU - High 1 rush (Mauch rush) (0:02)

THIRD QUARTER

SFA - Ricks 56 pass from Ritchey (Minton kick) (10:07)
 SFA - Rick 23 pass from Ritchey (Minton kick) (0:27)

FOURTH QUARTER

SFA - Minton 34 field goal (10:24)
 EIU - Roche 10 pass from Mauch (Largent kick) (6:51)
 EIU - Hess 25 pass from Mauch (Largent kick) (5:14)

TEAM STATSEIUSFA

First Downs	29	17
Rushes-Yards	56-336	34-138
Passing-Yards	166	390
Comp-Att-Int	14-32-1	16-25-1
Total Offense	484	491
Fumbles-Lost	2-1	1-1
Penalties-Yards	2-10	6-53
Int Returns-Yards-TD	1-0-0	1-0-0
Time of Possession	35:23	24:37
Sacks-Yards	2-20	1-6

LEADERS

RUSHING (No-Yds-TD)

EIU - High (25-182-2), Hicks (13-92-0)
 SFA - Harris (19-89-1), Vallery (8-31-0)

PASSING (Att-Cmp-Int-Yds-TD)

EIU - Mauch (32-14-1-166-2)
 SFA - Ritchey (25-16-2-390-2)

RECEIVING (No -Yds -TD)

EIU - Lynch (5-61-0), Hicks (4-34-0)
 SFA - Jefferson (4-141-0), Goodwin (4-105-0)

DEFENSE (Tackles - Solo, Assist, TFL)

EIU - Carver (6-6-1), Rasheed (7-3-1), R. Wilson (6-3-1)
 SFA - Trotter (10-3-1), Love (8-4-0)

RECAP

Eastern Illinois rushed for 336 yards including 182 by Willie High but the Panthers fell short in the opening round of the I-AA playoffs falling at Stephen F. Austin 34-29. EIU trailed 17-15 at the half after High scored on a pair of short runs for the Panthers, the last coming with two seconds remaining in the half. SFA had two touchdown passes from James Ritchey in the third quarter to push the lead back to double digits. EIU scored twice in the latter portion of the fourth quarter on touchdown passes by Pete Mauch. EIU was turned away on its final drive with 1:30 left in the game as Pat House picked off a pass at midfield. SFA was able to run the final time off the clock.



1996 I-AA First Round
Nov. 30, 1996
 Eastern Illinois 14
 Northern Iowa 21

Cedar Falls, Iowa
 UNI-Dome (A: 10,402)

Scoring	1	2	3	4	Final
Eastern Illinois	7	7	0	0	14
Northern Iowa	7	7	0	7	21

FIRST QUARTER

EIU - Praamsma 2 run (Larner kick) (3:36)
 UNI - Talton 92 kickoff return (Waller kick) (3:22)

SECOND QUARTER

EIU - Rosenstiel 23 pass from Simpson (Larner kick) (2:52)
 UNI - Clayton 3 pass from Beard (Waller kick) (0:32)

FOURTH QUARTER

UNI - Stovall 1 run (Waller kick) (7:02)

TEAM STATSEIUUNI

First Downs	23	15
Rushes-Yards	60-214	18-9
Passing-Yards	166	300
Comp-Att-Int	12-20-1	17-33-1
Total Offense	380	309
Fumbles-Lost	3-3	1-1
Penalties-Yards	4-29	4-39
Int Returns-Yards-TD	1-19-0	1-25-0
Time of Possession	41:20	18:40
Sacks-Yards	1-10	1-5

LEADERS

RUSHING (No-Yds-TD)

EIU - Lynch (21-62-0), Praamsma (14-49-1)
 UNI - Stovall (15-20-1)

PASSING (Att-Cmp-Int-Yds-TD)

EIU - Simpson (19-12-1-166-1)
 UNI - Beard (33-17-1-300-1)

RECEIVING (No -Yds -TD)

EIU - Daniels (3-38-0), Szarka (3-31-0)
 UNI - Clayton (6-96-1), Ward (5-98-0)

DEFENSE (Tackles - Solo, Assist, TFL)

EIU - Jackson (5-2-0), Lohrenz (6-0-1)
 UNI - Olsen (11-5-1), Spann (6-4-0)

RECAP

Eastern Illinois dominated every aspect of the game except for the final score as the Panthers fell in an NCAA playoff game at Northern Iowa. The EIU defense led by Ed Jackson limited UNI to only nine yards rushing on the day as EIU held the ball for more than 41 minutes in the contest. In the end John Stovall plunged over from 1-yard out with 7:02 left in the game to give UNI the win. EIU's two touchdowns came on a 2-yard run by Conrad Praamsma and a Mike Simpson 23-yard touchdown pass to Bob Rosenstiel. UNI scored on a 92-yard kick off return in the first quarter and tied the score at the half when Alonzo Clayton scored on a 3-yard pass from Steven Beard with 32 seconds left in the half.



2000 I-AA First Round
Nov. 25, 2000
 Eastern Illinois 13
 Montana 45

Missoula, Mont.
 Washington-Grizzly Stad. (A: 16,212)

Scoring	1	2	3	4	Final
Eastern Illinois	0	7	0	6	13
Montana	17	0	14	14	45

FIRST QUARTER

MONT - Farris 80 pass from Miller (Snyder kick) (11:58)
 MONT - Snyder 32 field goal (3:41)
 MONT - Farris 8 fumble return (Snyder kick) (1:08)

SECOND QUARTER

EIU - Bumphus 53 pass from Romo (Besenhofer kick) (11:36)

THIRD QUARTER

MONT - Edwards 2 run (Snyder kick) (10:05)
 MONT - Farris 34 pass from Edwards (Snyder kick) (4:52)

FOURTH QUARTER

MONT - Humphery 1 run (Synder kick) (13:48)
 MONT - Steinau 38 fumble recovery (Snyder kick) (11:38)
 EIU - Kreke 4 pass from Romo (pass failed) (7:56)

TEAM STATSEIUMONT

First Downs	16	19
Rushes-Yards	35-99	29-112
Passing-Yards	212	341
Comp-Att-Int	20-42-1	17-35-3
Total Offense	311	461
Fumbles-Lost	4-3	1-0
Penalties-Yards	11-77	8-86
Int Returns-Yards-TD	3-5-0	1-0-0
Time of Possession	32:40	27:20
Sacks-Yards	1-7	4-22

LEADERS

RUSHING (No-Yds-TD)

EIU - McDavid (15-48-0), JR Taylor (6-40-0)
 MONT - Humphery (17-90-1), Drinkwalter (5-14-0)

PASSING (Att-Cmp-Int-Yds-TD)

EIU - Romo (42-20-1-212-2)
 MONT - Miller (26-10-3-239-1), Edwards (9-7-0-102-1)

RECEIVING (No -Yds -TD)

EIU - Kreke (6-44-1), Cutolo (5-65-0), JR Taylor (3-11-0)
 MONT - Farris (6-178-2), Humphery (3-11-0)

DEFENSE (Tackles - Solo, Assist, TFL)

EIU - Ricks (7-3-3), W. Taylor (8-1-0), Lewis (4-3-0)
 MONT - Huntsberger (3-11-0), Steinau (5-3-1)

RECAP

Montana scored on its opening drive as Drew Miller hit Jimmy Farris for an 80-yard touchdown and Montana pulled away early for a 45-13 win over Eastern Illinois. The Grizzlies scored three times in the opening quarter to lead 17-0. Tony Romo hit Will Bumphus for a 53-yard pass early in the second quarter to have EIU trail 17-7 at the half. Montana added four straight touchdowns to put the contest away. Farris had 178 yards receiving for Montana. EIU was plagued by turnovers as they fumbled the ball three times to end drives. The Panthers final score was in the fourth quarter as Romo hit Nathan Kreke for a 4-yard touchdown.

2001 I-AA First Round Dec. 1, 2001



Northern Iowa 49
Eastern Illinois 43

Charleston, Ill.
O'Brien Field (A: 6,824)

Scoring	1	2	3	4	Final
Northern Iowa	10	15	14	10	49
Eastern Illinois	7	13	8	15	43

FIRST QUARTER

EIU - Cutolo 15 pass from Romo (Besenhofer kick) (11:40)
UNI - Seitz 8 pass from Jurgens (Hoambrecker kick) (6:45)
UNI - Hoambrecker 45 field goal (3:32)

SECOND QUARTER

UNI - Carter 5 run (kick failed) (6:45)
EIU - Taylor 45 run (Besenhofer kick) (5:03)
UNI - Benge 1 run (Hoambrecker kick) (2:33)
EIU - Cutolo 39 pass from Romo (kick blocked) (1:27)
UNI - Brutley PAT return (1:27)

THIRD QUARTER

UNI - Benge 1 run (Hoambrecker kick) (9:09)
EIU - Davis 42 pass from Romo (Davis rush) (6:30)
UNI - Benge 6 run (Hoambrecker kick) (0:17)

FOURTH QUARTER

EIU - Cutolo 71 pass from Romo (Gilkey reception) (14:08)
UNI - Benge 3 run (Hoambrecker kick) (10:49)
UNI - Hoambrecker 27 field goal (6:58)
EIU - Robinson 3 pass from Romo (Besenhofer kick) (3:27)

TEAM STATSEIU UNI

First Downs	23	23
Rushes-Yards	26-139	52-241
Passing-Yards	386	245
Comp-Att-Int	22-35-2	16-29-0
Total Offense	525	476
Fumbles-Lost	4-0	0-0
Penalties-Yards	3-26	5-53
Int Returns-Yards-TD	0-0-0	2-0-0
Time of Possession	24:43	35:17
Sacks-Yards	0-0	1-7

LEADERS

RUSHING (No-Yds-TD)

EIU - Taylor (22-154-1)
UNI - Benge (29-177-4), Carter (16-52-1)

PASSING (Att-Cmp-Int-Yds-TD)

EIU - Romo (34-22-2-386-5)
UNI - Jurgens (29-16-0-235-1)

RECEIVING (No -Yds -TD)

EIU - Cutolo (11-217-3), Davis (4-94-1)
UNI - Soliday (6-122-0), Hannam (4-38-0)

DEFENSE (Tackles - Solo, Assist, TFL)

EIU - Miller (8-7-0), Ricks (8-4-0), Lewis (5-7-1)
UNI - Stimmel (5-3-0), Harris (5-2-0)

RECAP

In the highest scoring game in Eastern Illinois playoff history the Panthers fell in a shootout to Northern Iowa, 49-43. EIU entered the playoffs as the No. 4 seed and faced No. 5 seed UNI as the FCS playoffs went to a regionalized format for the first time. Tony Romo passed for 386 yards and five touchdowns while Frank Cutolo was on the receiving end of 11 passes for 217 yards and three scores. EIU cut the lead to three points to start the fourth quarter when Romo hit Cutolo for a touchdown pass with 14:08 left. UNI then drove the length of the field with Adam Benge scoring his third rushing touchdown of the day for UNI to help them hold on for the win.

2002 I-AA First Round Nov. 30, 2002



Eastern Illinois 9
Western Illinois 48

Macomb, Ill.
Hanson Field (A: n/a)

Scoring	1	2	3	4	Final
Eastern Illinois	0	2	7	0	9
Western Illinois	21	6	7	14	48

FIRST QUARTER

WIU - Lawson 5 run (Langan kick) (11:22)
WIU - Michna 1 run (Langan kick) (6:30)
WIU - Lawson 23 pass from Michna (Langan kick) (0:07)

SECOND QUARTER

EIU - Bihun safety (7:36)
WIU - Glasford 12 run (kick failed) (3:17)

THIRD QUARTER

WIU - Green 11 punt return (Langan kick) (10:14)
EIU - Raymond 30 pass from Romo (Kuehn kick) (8:05)

FOURTH QUARTER

WIU - Luke 14 pass from Michna (Langan kick) (12:04)
WIU - Gray 32 punt return (Langan kick) (7:18)

TEAM STATSEIU WIU

First Downs	14	22
Rushes-Yards	28-56	44-193
Passing-Yards	220	172
Comp-Att-Int	22-45-1	12-20-1
Total Offense	276	365
Fumbles-Lost	3-1	1-1
Penalties-Yards	8-69	6-50
Int Returns-Yards-TD	1-21-0	1-5-0
Time of Possession	29:39	30:21
Sacks-Yards	2-12	3-11

LEADERS

RUSHING (No-Yds-TD)

EIU - JR Taylor (18-88-0), Kissack (1-2-0)
WIU - Lawson (20-104-1), Glasford (8-56-1)

PASSING (Att-Cmp-Int-Yds-TD)

EIU - Romo (44-21-1-215-1)
WIU - Michna (17-11-1-164-2)

RECEIVING (No -Yds -TD)

EIU - Raymond (7-77-1), Hopson (4-46-0), Eller (3-38-0)
WIU - Luke (3-63-1), Hall (2-29-0)

DEFENSE (Tackles - Solo, Assist, TFL)

EIU - Ricks (6-3-0), Sanders (7-1-0), Miller (3-4-2)
WIU - Russell (8-3-3), Middlebrook (4-5-1)

RECAP

Western Illinois scored three times in the first quarter and never looked back as the Leathernecks won 48-9 over Eastern Illinois. The Panthers first score was on a Will Bihun safety in the second quarter. The lone offensive score for EIU was a Tony Romo pass to Andre Raymond midway through the third quarter. Atley Lawson scored twice on the ground rushing for 104 yards for WIU. Romo passed for 215 yards in his final collegiate game at EIU.

2005 I-AA First Round Nov. 26, 2005



Southern Illinois 21
Eastern Illinois 6

Charleston, Ill.
O'Brien Field (A: 4,000)

Scoring	1	2	3	4	Final
Southern Illinois	7	0	7	7	21
Eastern Illinois	3	0	0	3	6

FIRST QUARTER

EIU - Yates 32 field goal (10:14)
SIU - Whitlock 6 run (Coffin kick) (1:03)

THIRD QUARTER

SIU - Whitlock 5 run (Coffin kick) (10:24)

FOURTH QUARTER

EIU - Wilke 34 field goal (13:48)
SIU - Whitlock 3 run (Coffin kick) (5:33)

TEAM STATSEIU SIU

First Downs	17	14
Rushes-Yards	100	109
Passing-Yards	144	189
Comp-Att-Int	18-37-1	15-21-0
Total Offense	244	298
Fumbles-Lost	1-0	2-1
Penalties-Yards	8-40	5-40
Int Returns-Yards-TD	0-0-0	1-5-0
Time of Possession	30:49	29:11
Sacks-Yards	0-0	1-10

LEADERS

RUSHING (No-Yds-TD)

EIU - Webb (17-80-0), Bess (10-24-0)
SIU - Whitlock (23-89-3), Sambursky (5-15-0)

PASSING (Att-Cmp-Int-Yds-TD)

EIU - Donato (36-18-1-144-0)
SIU - Sambursky (21-15-0-189-0)

RECEIVING (No -Yds -TD)

EIU - Bess (4-22-0), Voss (3-39-0)
SIU - Little (6-58-0), Payne (2-68-0)

DEFENSE (Tackles - Solo, Assist, TFL)

EIU - Seller (8-2-1), Seymour (7-2-0), Kelly (6-1-0)
SIU - F. Johnson (8-2-0), Whitaker (6-4-1)

RECAP

Akree Whitlock scored three rushing touchdowns as Southern Illinois knocked off Eastern Illinois in the opening round of the FCS playoffs. Whitlock rushed for 89 yards on 23 carries with scores in the first, third and fourth quarters. EIU took the lead in the game scoring on its first drive as Zach Yates knocked home a 32 yard field goal with 10:14 to go in the first quarter. EIU's only other score of the contest would come on a Tyler Wilke 34-yard field goal to open the fourth quarter. EIU held the ball for 20 minutes in the opening half but was unable to take advantage trailing 7-3 at the break.

**2006 FCS First Round
Nov. 25, 2006**



Illinois State..... 24
Eastern Illinois..... 13

Charleston, Ill.
O'Brien Field (A: 4,400)

Scoring	1	2	3	4	Final
Illinois State	3	7	0	14	24
Eastern Illinois	0	6	0	7	13

FIRST QUARTER

ISU - Mazur 30 field goal (7:35)

SECOND QUARTER

EIU - Yates 47 field goal (9:54)
ISU - Tate 41 interception return (Mazur kick) (5:35)
EIU - Yates 39 field goal (0:40)

FOURTH QUARTER

EIU - Sanders 87 interception return (Yates kick) (10:48)
ISU - Rembert 18 run (Mazur kick) (2:07)
ISU - Caesar 45 interception return (Mazur kick) (1:00)

TEAM STATSEIU ISU

First Downs	7	18
Rushes-Yards	22-59	38-162
Passing-Yards	79	177
Comp-Att-Int	15-30-3	16-33-4
Total Offense	138	339
Fumbles-Lost	0-0	1-0
Penalties-Yards	6-35	3-30
Int Returns-Yards-TD	4-120-1	3-86-2
Time of Possession	26:22	33:38
Sacks-Yards	2-15	1-7

LEADERS

RUSHING (No-Yds-TD)

EIU - Webb (14-54-0)
ISU - Rembert (27-11-1)

PASSING (Att-Cmp-Int-Yds-TD)

EIU - Stinson (30-15-3-79-0)
ISU - Drone (33-16-4-177-0)

RECEIVING (No -Yds -TD)

EIU - Campanella (7-32-0), Webb (4-13-0)
ISU - Robinson (5-55-0), Horton (3-42-0)

DEFENSE (Tackles - Solo, Assist, TFL)

EIU - Burge (6-11-0), B.J. Brown (5-1-0), Seymour (1-5-1)
ISU - Campbell (3-8-2), Siskowic (5-5-0)

RECAP

Pierre Rembert scored on an 18-yard touchdown with 2:07 left in the contest as Illinois State rallied to win a hard fought NCAA first round playoff game over Eastern Illinois. The Panthers appeared to have taken the lead for good as Terrance Sanders picked off a Luke Drone pass and raced 87 yards for a go-ahead score with 10:48 left in the fourth. EIU would pick off another pass on the next ISU drive but failed to pick up a first down, thus turning over the ball to ISU for the game winning drive. The Redbirds also returned two interceptions for touchdowns while Zach Yates kicked two long field goals to account for Eastern Illinois other six points. Senior Vincent Webb ended his career second on the EIU career rushing list.

**2007 FCS First Round
Nov. 24, 2007**



Eastern Illinois..... 11
Southern Illinois..... 30

Carbondale, Ill./McAndrew Stadium
A: 6124

Scoring	1	2	3	4	Final
Eastern Illinois	0	0	3	8	11
Southern Illinois	14	6	0	10	30

FIRST QUARTER

SIU - Alan 21 pass from Hill (Dougherty kick) (10:19)
SIU - Kernes 8 pass from Hill (Dougherty kick) (2:59)

SECOND QUARTER

SIU - Dougherty 18 field goal (1:55)
SIU - Dougherty 21 field goal (0:00)

THIRD QUARTER

EIU - Wilke 42 field goal (2:35)

FOURTH QUARTER

SIU - Hill 5 run (Dougherty kick) (14:55)
EIU - Campanella 7 pass from Reeder (Steckel conversion from Reeder) (7:03)
SIU - Dougherty 26 field goal (2:24)

TEAM STATSEIU SIU

First Downs	11	23
Rushes-Yards	26-66	39-168
Passing-Yards	113	234
Comp-Att-Int	22-34-1	24-31-0
Total Offense	179	402
Fumbles-Lost	3-1	2-2
Penalties-Yards	3-25	3-23
Int Returns-Yards-TD	0-0-0	1-5-0
Time of Possession	26:22	33:38
Sacks-Yards	2-9	2-13

LEADERS

RUSHING (No-Yds-TD)

EIU - Adeniji 22-76-0; Bess 1-9-0
SIU - Randle 12-72-0; Hill 13-32-1

PASSING (Att-Cmp-Int-Yds-TD)

EIU - Reeder 33-22-1-113-1
SIU - Hill 30-24-0-234-2

RECEIVING (No -Yds -TD)

EIU - Fisher 5-24-0; Adeniji 4-18-0
SIU - Turner 6-75-1; Allen 5-66-0

DEFENSE (Tackles - Solo, Assist, TFL)

EIU - Thomas 8-7-0; Arrington 5-5-0, Larson 2-6-1
SIU - Turner 4-7-1; Rodgers 7-2-0, Moe 6-2-1

RECAP

Southern Illinois scored ten first half points off of Eastern Illinois turnovers and the Salukis built a 20-0 halftime lead to advance to the NCAA second round. After EIU made a stop on the first SIU drive, the Panthers fumbled their first offensive snap inside the redzone allowing SIU to score a couple of plays later. SIU held Ademola Adeniji to just 76 yards rushing as the Panthers scored 11 points late but were never really in the contest. Nick Hill was a dual threat passing for 234 yards while rushing for 32 yards and a touchdown. EIU did play with out All-American wide receiver Micah Rucker for a majority of the game. Senior linebacker Donald Thomas finished his career with a 15 tackle game.

**2009 FCS First Round
Nov. 28, 2009**



Eastern Illinois..... 7
Southern Illinois..... 48

Carbondale, Ill.
McAndrew Stadium (A: 6,391)

Scoring	1	2	3	4	Final
Eastern Illinois	7	0	0	0	7
Southern Illinois	7	17	17	7	48

FIRST QUARTER

EIU - Ricks 11 run (Signor kick) (11:42)
SIU - Karim 10 run (Dougherty kick) (7:33)

SECOND QUARTER

SIU - McIntosh 16 run (Dougherty kick) (13:28)
SIU - Dougherty 33 field goal (7:24)
SIU - Russo 28 fumble return (Dougherty kick) (6:04)

THIRD QUARTER

SIU - Goode 6 pass from McIntosh (Dougherty kick) (11:29)
SIU - Karim 11 pass from McIntosh (Dougherty kick) (6:37)
SIU - Dougherty 45 field goal (1:14)

FOURTH QUARTER

SIU - Karim 58 run (Dougherty kick) (11:31)

TEAM STATSEIU SIU

First Downs	10	20
Rushes-Yards	36-109	53-323
Passing-Yards	80	66
Comp-Att-Int	7-18-1	13-17-1
Total Offense	189	389
Fumbles-Lost	5-5	1-1
Penalties-Yards	3-40	7-55
Int Returns-Yards-TD	1-0-0	1-2-0
Time of Possession	24:32	35:28
Sacks-Yards	0-0	4-29

LEADERS

RUSHING (No-Yds-TD)

EIU - M. Williams (20-107-0), Potempa (7-17-0)
SIU - Karim (23-155-2), McIntosh (15-115-1)

PASSING (Att-Cmp-Int-Yds-TD)

EIU - Christensen (8-1--1-13-0); Reeder (10-6-0-67-0)
SIU - McIntosh (17-13-1-66-2)

RECEIVING (No -Yds -TD)

EIU - Lora (3-28-0), Whittaker (2-28-0)
SIU - Morris (3-15-0), Kernes (2-14-0), Goode (2-13-1)

DEFENSE (Tackles - Solo, Assist, TFL)

EIU - Nasti (10-4-0.5), Kickels (5-3-1), Frericks (3-2-0.5)
SIU - Jordan (1-6-0), Walker (3-2-2)

RECAP

Eastern Illinois scored on its first offensive possession as Lorence Ricks scooted in from 11 yards out on a fourth and one call but five lost fumbles would eventually cost the Panthers in a 48-7 loss at Southern Illinois. The EIU defense held the high powered Saluki offense to punts on their first two possessions but SIU was able to convert on a short field following a fumble recovery. SIU tied the game on a 10-yard run by Deji Karim with 7:33 left in the first and never looked back. Karim became the first opposing rusher to go over 100 yards on the season against EIU as he finished with 155 yards and two scores. EIU's ground attack was led by Mon Williams with 107 yards but much of that real estate was gained in the middle part of the field. Kyle Russo capped the SIU day with a 28 yard fumble return for touchdown with 6:04 left in the first half.



GAME 12 - Nov. 24, 2012

Eastern Illinois 10
South Dakota State 58

Brookings, S.D.
 Coughlin-Alumni Field (A: 4,367)
 FCS Playoffs First Round

Scoring	1	2	3	4	Final
Eastern Illinois	0	3	0	7	10
South Dakota St.	10	24	3	21	58

FIRST QUARTER

SDS - Zenner 68 run (Syrovatka kick) (4:27)
 SDS - Syrovatka 22 field goal (2:25)

SECOND QUARTER

EIU - Berra 19 field goal (14:04)
 SDS - Zenner 4 run (Syrovatka kick) (9:39)
 SDS - Zenner 7 run (Syrovatka kick) (5:35)
 SDS - Syrovatka 29 field goal (1:00)
 SDS - Jones 8 pass from Sumner (Syrovatka kick) (0:00)

THIRD QUARTER

SDS - Syrovatka 28 field goal (4:40)

FOURTH QUARTER

SDS - Gandy 1 run (Syrovatka kick) (13:12)
 EIU - Walker 4 run (Berra kick) (10:39)
 SDS - Jones 5 run (Syrovatka kick) (7:11)
 SDS - Gandy 12 run (Syrovatka kick) (3:54)

TEAM STATSEIU SDSU

First Downs	17	29
Rushes-Yards	32-145	53-434
Passing-Yards	221	146
Comp-Att-Int	25-41-1	13-28-0
Total Offense	366	580
Fumbles-Lost	2-1	0-0
Penalties-Yards	9-100	4-20
Int Returns-Yards-TD	0-0-0	1-20-0
Time of Possession	22:57	37:03
Sacks-Yards	1-10	2-13

LEADERS

RUSHING (No-Yds-TD)

EIU - Walker (23-125-1), Lora (1-14-0)
 SDS - Zenner (33-295-3), Gandy (16-151-2)

PASSING (Att-Cmp-Int-Yds-TD)

EIU - Garoppolo (41-25-1-221-0)
 SDS - Sumner (28-13-0-146-1)

RECEIVING (No-Yds-TD)

EIU - Lora (12-133-0), Wright (4-54-0)
 SDS - Rollin (5-44-0), Kool (3-25-0)

DEFENSE (Tackles - Solo, Assist, TFL)

EIU - Houlihan (7-0-0), Dowdell (7-0-0), Haynes (6-0-1)
 SDS - Mink (6-2-1), Lally (6-1-0), Shafraath (5-2-0)

RECAP

South Dakota State scored twice in the last minute of the second quarter to break open a FCS first round playoff game as the Jackrabbits won 58-10 over Eastern Illinois. Zach Zenner scored the first of three touchdowns as he broke loose for a 68-yard run in the first quarter. EIU would turn the ball over on an interception on the next drive as a receiver slipped on the frozen grass. The Panthers defense held SDSU to a field goal. The Panthers were then held at the goal line to open the second quarter settling for a field goal. Zenner scored two short touchdowns and rushed for 295 yards to put the game away. Erik Lora hauled in 12 passes for 133 yards as he finished the season with an FCS record 136 receptions. His 1,664 yards receiving rank fourth all-time for single season totals in the FCS.



GAME 13 - Dec. 7, 2013

Tennessee State 10
Eastern Illinois 51

Charleston, Ill.
 O'Brien Field (4,825)
 FCS Playoffs 2nd Round

Scoring	1	2	3	4	Final
Tennessee State	0	0	7	3	10
Eastern Illinois	16	21	7	7	51

FIRST QUARTER

EIU - Duncan 3 run (Berra kick) (11:15)
 EIU - Berra 25 field goal (8:06)
 EIU - Lora 20 pass from Garoppolo (kick failed) (4:41)

SECOND QUARTER

EIU - LePak 6 pass from Garoppolo (Berra kick) (10:32)
 EIU - Goodman 5 blocked punt return (Berra kick) (2:15)
 EIU - Drake 4 pass from Garoppolo (Berra kick) (0:26)

THIRD QUARTER

EIU - Little 18 run (Berra kick) (12:41)
 TSU - Broughton 7 run (Godfrey kick) (7:28)

FOURTH QUARTER

TSU - Godfrey 42 field goal (10:00)
 EIU - Little 80 run (Berra kick) (9:46)

TEAM STATSEIU TSU

First Downs	25	13
Rushes-Yards	46-313	33-45
Passing-Yards	240	242
Comp-Att-Int	17-27-1	25-38-0
Total Offense	553	287
Fumbles-Lost	4-1	5-3
Penalties-Yards	6-37	8-97
Int Returns-Yards-TD	0-0-0	1-3-0
Time of Possession	27:13	32:47
Sacks-Yards	1-2	1-5

LEADERS

RUSHING (No-Yds-TD)

EIU - Little (12-184-2), Duncan (21-79-1), Lera (6-47-0)
 TSU - Broughton (16-26-1), Spells (4-10-0)

PASSING (Att-Cmp-Int-Yds-TD)

EIU - Garoppolo (26-17-1-240-3)
 TSU - German (38-25-0-242-0)

RECEIVING (No-Yds-TD)

EIU - Drake (6-95-1), LePak (6-32-1), Lora (3-76-1)
 TSU - Mitchell (6-76-0), Wilson (4-50-0)

DEFENSE (Tackles - Solo, Assist, TFL)

EIU - Gristick (4-1-0), McCall (4-1-0), Houlihan (4-1-0)
 TSU - Taylor (9-2-1), Thrasher (7-3-0)

RECAP

Eastern Illinois snapped a long FCS playoff drought with a 51-10 victory over Tennessee State in the FCS 2nd round. The Panthers the No. 2 seed in this year's field jumped out to a 37-0 lead at halftime. Jimmy Garoppolo threw for three first half touchdowns hitting Erik Lora, Jeff LePak and Adam Drake. The Panthers tacked on a special teams touchdown as DJ Bland blocked a punt that Anthony Goodman scooped up and scored on from five yards out. Shepard Little rushed for 184 yards and two second half touchdowns as EIU won in the playoffs for the first time since 1989. The Panthers stuffed the TSU run allowing just 45 yards on the ground and 287 yards of total offense. It was the most points EIU has scored in a playoff game and the least number of points the Panthers defense has allowed in the FCS playoffs.



GAME 14 - Dec. 13, 2013

Towson 49
Eastern Illinois 39

Charleston, Ill.
 O'Brien Field (3,850)
 FCS Playoffs Quarterfinals

Scoring	1	2	3	4	Final
Towson	0	21	14	14	49
Eastern Illinois	14	0	10	15	39

FIRST QUARTER

EIU - Lora 3 pass from Garoppolo (Berra kick) (10:13)
 EIU - Garoppolo 6 run (Berra kick) (7:18)

SECOND QUARTER

TOW - West 9 run (Evangelista kick) (12:40)
 TOW - Frazier 4 run (Evangelista kick) (6:21)
 TOW - West 63 run (Evangelista kick) (4:39)

THIRD QUARTER

EIU - Garoppolo 1 run (Berra kick) (13:15)
 TOW - West 6 run (Evangelista kick) (9:52)
 EIU - Berra 28 field goal (6:20)
 TOW - West 5 run (Evangelista kick) (1:13)

FOURTH QUARTER

EIU - LePak 39 pass from Garoppolo (Lora catch) (14:35)
 TOW - Victor 3 run (Evangelista kick) (9:53)
 TOW - West 3 run (Evangelista kick) (7:33)
 EIU - Meyer 10 run (Berra kick) (3:08)

TEAM STATSEIU TOW

First Downs	28	26
Rushes-Yards	48-190	59-472
Passing-Yards	321	115
Comp-Att-Int	38-51-0	8-14-0
Total Offense	511	587
Fumbles-Lost	7-2	4-2
Penalties-Yards	7-65	3-15
Int Returns-Yards-TD	0-0-0	0-0-0
Time of Possession	29:08	30:52
Sacks-Yards	0-0	3-17

LEADERS

RUSHING (No-Yds-TD)

EIU - Duncan (20-100-0), Little (14-58-0)
 TOW - West (39-354-5), Victor (11-80-1)

PASSING (Att-Cmp-Int-Yds-TD)

EIU - Garoppolo (50-38-0-321-2)
 TOW - Athens (13-8-0-115-0)

RECEIVING (No-Yds-TD)

EIU - Lora (18-129-1), LePak (5-67-1)
 TOW - Oboh (3-41-0), Dessenberg (1-29-0)

DEFENSE (Tackles - Solo, Assist, TFL)

EIU - Haynes (7-2-0), Delphonse (5-3-0), Beard (6-1-0)
 TSU - Clark (11-4-0), Gaddis (13-1-1), Delaire (6-0-2)

RECAP

Eastern Illinois jumped out to a 14-0 first quarter lead but the Panthers could not slow down Towson running back Terrance West during a 49-39 loss in the FCS quarterfinals. West rushing for an FCS playoff record 354 yards and five touchdowns. Walter Payton Award winning quarterback Jimmy Garoppolo did all he could for the Panthers offense passing for 321 yards with two passing touchdowns and two rushing touchdowns. Senior wide receiver Erik Lora ended his career with 18 catches for 129 yards and one score. EIU tied the game to open the second half and closed to within 3 points to open the fourth quarter. EIU's defense could not find an answer for West or the Tigers as they rushed for 472 total yards and seven rushing touchdowns.



GAME 12 - November 28, 2015

Eastern Illinois 17
Northern Iowa 53

Cedar Falls, Iowa
 UNI-Dome (7,062)
 (FCS Playoffs 1st Round)

Scoring	1	2	3	4	Final
Eastern Illinois	7	0	10	0	17
Northern Iowa	0	23	20	10	53

FIRST QUARTER

EIU - Church 1 run (Bruno kick) (6:44)

SECOND QUARTER

UNI - Schmadeke 37 field goal (13:37)
 UNI - Fountain 32 pass from Bailey (Schmadeke kick) (7:22)
 UNI - Schmadeke 22 field goal (2:32)
 UNI - Smith 2 run (Schmadeke kick) (1:48)
 UNI - Schmadeke 30 field goal (0:00)

THIRD QUARTER

EIU - Bruno 37 field goal (13:11)
 UNI - Brown 52 pass from Bailey (Schmadeke kick) (12:28)
 EIU - Bounds 2 pass from Whitlow (Bruno kick) (10:44)
 UNI - Fountain 41 pass from Bailey (pass failed) (9:00)
 UNI - Huggins 24 run (Schmadeke kick) (1:43)

FOURTH QUARTER

UNI - Schmadeke 21 field goal (6:38)
 UNI - Buchanan 70 interception return (Schmadeke kick) (4:07)

TEAM STATS EIU UNI

First Downs	16	23
Rushes-Yards	24-76	58-323
Passing-Yards	293	162
Comp-Att-Int	31-56-3	7-11-0
Total Offense	369	485
Fumbles-Lost	2-1	3-2
Penalties-Yards	10-80	5-31
Int Returns-Yards-TD	0-0-0	3-87-1
Time of Possession	25:54	34:06
Sacks-Yards	3-9	0-0

LEADERS

RUSHING (No-Yds-TD)

EIU - Church (15-35-1), Harrison (2-19-0), Whitlow (2-19-0)
 UNI - Smith (24-147-1), Bailey (18-72-0)

PASSING (Att-Cmp-Int-Yds-TD)

EIU - Whitlow (49-27-2-252-1), Green (7-4-1-41-0)
 UNI - Bailey (11-7-0-162-3)

RECEIVING (No -Yds -TD)

EIU - Church (10-46-0), Taylor (3-106-0)
 UNI - Brown (2-78-1), Fountain (2-73-2)

DEFENSE (Tackles - Solo, Assist, TFL)

EIU - Wickliffe (10-0-0), Grugier-Hill (8-0-2), Goodman (5-1-1)
 UNI - Dorleant (6-0-2), Ales (5-1-0)

RECAP

Northern Iowa turned two Eastern Illinois errors late in the second quarter into 13 points as UNI slowly pulled away for a 53-17 win over EIU in the first round of the FCS playoffs. EIU led 7-0 on a Devin Church short touchdown run in the first quarter. After a mishandled snap, UNI was able to take a 10-7 lead with 7:22 to play in the second quarter. EIU could not get out of the half and trailed 23-7 at the break. A Nick Bruno field goal to open the second half cut the lead to 23-10, but UNI responded with a touchdown and scored 20 points in the third quarter and ten in the fourth. Jalen Whitlow passed for 252 yards in his final game as a Panther. Jourdan Wickliffe had ten tackles for the EIU defense.

1982 (NCAA)

1. Eastern Kentucky
2. Louisiana Tech
3. Delaware
4. Tennessee State
5. **EASTERN ILLINOIS**
6. Furman
7. South Carolina State
8. Jackson State
9. Colgate
10. Grambling
11. Idaho
12. Northern Illinois
13. Holy Cross
14. Bowling Green
15. Boise State
16. Western Michigan
17. Chattanooga
18. Northwestern State
19. Montana
20. Lafayette

1983 (NCAA)

1. Southern Illinois
2. Furman
3. Holy Cross
4. North Texas
5. Indiana State
6. **EASTERN ILLINOIS**
7. Colgate
8. Eastern Kentucky
9. Western Carolina
10. Grambling
11. Nevada
12. Idaho State
13. Boston University
14. Louisiana Monroe
15. Jackson State
16. Middle Tennessee
17. Tennessee State
18. South Carolina State
19. Mississippi Valley St.
20. New Hampshire

1986 (NCAA)

1. Nevada
2. Arkansas State
3. **EASTERN ILLINOIS**
4. Georgia Southern
5. Holy Cross
6. Appalachian State
7. Penn
8. William & Mary
9. Jackson State
10. Eastern Kentucky
11. Sam Houston State
12. Nicholls State
13. Delaware
14. Tennessee State
15. Furman
16. Idaho
17. Southern Illinois
18. Murray State
19. Connecticut
20. North Carolina A&T

1989 (NCAA)

1. Georgia Southern
2. Furman
3. Stephen F. Austin
4. Holy Cross
5. Idaho
6. Montana
7. Appalachian State
8. Maine
9. Southwest Missouri
10. Middle Tennessee
11. William & Mary
12. Eastern Kentucky
13. Grambling
14. Youngstown State
15. **EASTERN ILLINOIS**
16. Villanova
17. Jackson State
18. Connecticut
19. Nevada-Reno
20. Northern Iowa

1995 (Sports Network)

1. Montana
2. Marshall
3. McNeese State
4. Stephen F. Austin
5. Appalachian State
6. Delaware
7. Troy State
8. Southern
9. Murray State
10. Hofstra
11. Georgia Southern
12. Eastern Kentucky
13. Northern Iowa
14. **EASTERN ILLINOIS**
15. James Madison
16. Jackson State
17. Florida A&M
18. Idaho
19. William & Mary
20. Richmond
21. Boise State
22. Northern Arizona
23. Connecticut
24. Indiana State
25. Middle Tennessee

1996 (Sports Network)

1. Marshall
2. Montana
3. Northern Iowa
4. Troy State
5. William & Mary
6. Murray State
7. E. Tennessee State
8. Northern Arizona
9. Furman
10. Delaware
11. Jackson State
12. Villanova
13. Western Illinois
14. Florida A&M
15. Nicholls State
16. **EASTERN ILLINOIS**
17. New Hampshire
18. Youngstown State
19. Dartmouth
20. Howard
21. Missouri State
22. Stephen F. Austin
23. James Madison
24. Dayton
25. Appalachian State

1997 Sports Network

1. Youngstown State
2. McNeese State
3. Delaware
4. Eastern Washington
5. Villanova
6. Western Illinois
7. Western Kentucky
8. Georgia Southern
9. Hampton
10. Florida A&M
11. Southern
12. Montana
13. Jackson State
14. Hofstra
15. Eastern Kentucky
16. Cal Poly
17. Northwestern State
18. Stephen F. Austin
19. South Carolina State
20. Liberty
21. **EASTERN ILLINOIS**
22. Appalachian State
23. Dayton
24. Northeastern
25. Colgate

2000 (Sports Network)

1. Georgia Southern
2. Montana
3. Delaware
4. Appalachian State
5. Western Kentucky
6. Richmond
7. Hofstra
8. Lehigh
9. Troy State
10. Furman
11. Youngstown State
12. Western Illinois
13. Grambling
14. Florida A&M
15. Portland State
16. McNeese State
17. **EASTERN ILLINOIS**
18. Weber State
19. Northern Iowa
20. Bethune-Cookman
21. North Carolina A&T
22. Tennessee Tech
23. Wofford
24. Illinois State
25. Texas State

2001 Sports Network

1. Montana
2. Furman
3. Georgia Southern
4. Northern Iowa
5. Lehigh
6. Appalachian State
7. Sam Houston State
8. Grambling
9. **EASTERN ILLINOIS**
10. Maine
11. Hofstra
12. Western Kentucky
13. McNeese State
14. Northwestern State
15. Youngstown State
16. Northern Arizona
17. William & Mary
18. Eastern Kentucky
19. Harvard
20. Villanova
21. Rhode Island
22. Florida A&M
23. Tennessee Tech
24. Penn
25. Tennessee State

2002 Sports Network

1. Western Kentucky
2. McNeese State
3. Georgia Southern
4. Villanova
5. Western Illinois
6. Maine
7. Montana
8. Grambling
9. Furman
10. Appalachian State
11. Northeastern
12. Fordham
13. **EASTERN ILLINOIS**
14. Wofford
15. Bethune-Cookman
16. Northwestern State
17. Penn
18. Idaho State
19. Montana State
20. Murray State
21. Eastern Kentucky
22. Gardner-Webb
23. Nicholls State
24. Southeast Missouri
25. Colgate

2005 Sports Network

1. Appalachian State
2. Northern Iowa
3. Furman
4. Texas State
5. New Hampshire
6. Cal Poly
7. Southern Illinois
8. Richmond
9. Georgia Southern
10. Hampton
11. Montana
12. Grambling
13. Eastern Washington
14. Youngstown State
15. Brown
16. **EASTERN ILLINOIS**
17. Nicholls State
18. Montana State
19. Massachusetts
20. South Carolina State
21. Lafayette
22. Illinois State
23. Colgate
24. Coastal Carolina
25. James Madison

2006 Sports Network

1. Appalachian State
2. Massachusetts
3. Montana
4. Youngstown State
5. North Dakota State
6. New Hampshire
7. Southern Illinois
8. Illinois State
9. James Madison
10. Montana State
11. Hampton
12. Furman
13. Tennessee Martin
14. Coastal Carolina
15. **EASTERN ILLINOIS**
16. Cal Poly
17. Northern Iowa
18. Princeton
19. Portland State
20. San Diego
21. McNeese State
22. South Dakota State
23. Wofford
24. Central Arkansas
25. Yale

2007 Sports Network

1. Appalachian State
2. Delaware
3. Southern Illinois
4. Northern Iowa
5. Richmond
6. Wofford
7. Massachusetts
8. Eastern Washington
9. North Dakota State
10. Montana
11. McNeese State
12. James Madison
13. Eastern Kentucky
14. New Hampshire
15. Delaware State
16. Youngstown State
17. Georgia Southern
18. **EASTERN ILLINOIS**
19. South Dakota State
20. Fordham
21. Harvard
22. Yale
23. Elon
24. Cal Poly
25. Grambling State

2009 Sports Network

1. Villanova
2. Montana
3. Appalachian State
4. William & Mary
5. Richmond
6. Southern Illinois
7. New Hampshire
8. South Carolina State
9. Elon
10. Stephen F. Austin
11. South Dakota State
12. McNeese State
13. Eastern Washington
14. Holy Cross
15. Priarie View A&M
16. Jacksonville State
17. Weber State
18. Northern Iowa
19. **EASTERN ILLINOIS**
20. Penn
21. Colgate
22. Liberty
23. Florida A&M
24. Lafayette
25. Texas State

2012 FCS Coaches

1. North Dakota State
2. Sam Houston State
3. Georgia Southern
4. Eastern Washington
5. Montana State
6. Old Dominion
7. Wofford
8. Appalachian State
9. Illinois State
10. Central Arkansas
11. Cal Poly
12. Stony Brook
13. New Hampshire
14. Lehigh
15. Towson
16. Villanova
17. North Dakota State
18. Richmond
19. Eastern Kentucky
20. Northern Arizona
21. James Madison
22. Wagner
23. Bethune-Cookman
24. Coastal Carolina
25. **EASTERN ILLINOIS**

2013 Sports Network

1. North Dakota State
2. Towson
3. Eastern Washington
4. **EASTERN ILLINOIS**
5. New Hampshire
6. Southeastern Louisiana
7. Coastal Carolina
8. Montana
9. Fordham
10. Jacksonville State
11. McNeese State
12. Maine
13. South Dakota State
14. Sam Houston State
15. Northern Arizona
16. Bethune-Cookman
17. Tennessee State
18. Youngstown State
19. Samford
20. Montana State
21. Southern Utah
22. Furman
23. Chattanooga
24. Charleston Southern
25. South Carolina State

2015 FCS Coaches

1. North Dakota State
2. Jacksonville State
3. Richmond
4. Sam Houston State
5. Illinois State
6. Northern Iowa
7. Charleston Southern
8. Chattanooga
9. McNeese State
10. Portland State
11. James Madison
12. William & Mary
13. Colgate
14. Montana
15. The Citadel
16. South Dakota State
17. Coastal Carolina
18. Southern Utah
19. Fordham
20. Harvard
21. North Carolina A&T
22. Western Illinois
23. **EASTERN ILLINOIS**
24. Dartmouth
25. Bethune-Cookman

Listed are Final FCS (I-AA) polls that Eastern Illinois has been ranked in since moving to that Division. The NCAA ranked teams from 1978 through 1992 and rankings are from final regular-season games - no post-season is included. The Sports Network took over for the NCAA in 1993 expanding the poll to 25 teams. Starting in 1998, rankings were done following the NCAA Playoffs.

All rankings taken from NCAA Record Book

Eastern Illinois was ranked No. 1 in the nation at the NCAA Division II level following the 1980 regular season.

128 EASTERN ILLINOIS GAMES AS A NATIONALLY RANKED TEAM (FCS ONLY)

Date	EIU Rank	Opponent (Rank)	Result
Oct. 16, 1982	(20)	at Indiana State	W 16-12
Oct. 23, 1982	(12)	at Western Illinois	W 31-7
Oct. 30, 1982	(7)	Southern Illinois	W 20-7
Nov. 6, 1982	(6)	at Missouri State	W 36-7
Nov. 13, 1982	(5)	Kentucky Wesleyan	W 72-0
Nov. 27, 1982	(5)	Jackson State (8) *	W 16-13 (ot)
Dec. 4, 1982	(5)	at Tennessee State (4) *	L 19-20
Oct. 1, 1983	(20)	Youngstown State	W 21-20
Oct. 8, 1983	(17)	at Akron	W 10-7
Oct. 15, 1983	(13)	Northern Iowa	W 13-0
Oct. 22, 1983	(9)	Western Illinois	W 20-0
Oct. 29, 1983	(7)	Indiana State (20)	L 13-17
Nov. 5, 1983	(13)	Missouri State	W 12-3
Nov. 12, 1983	(11)	at Western Kentucky	W 34-14
Nov. 26, 1983	(6)	at Indiana State (5) *	L 13-16 (2ot)
Oct. 4, 1986	(15)	Liberty	W 40-15
Oct. 11, 1986	(11)	Northern Iowa (8)	W 31-30
Oct. 18, 1986	(9)	at Western Illinois	W 37-3
Oct. 25, 1986	(8)	at Missouri State	W 34-20
Nov. 1, 1986	(6)	Winona State	W 64-0
Nov. 8, 1986	(4)	at Indiana State	W 31-14
Nov. 14, 1986	(4)	Western Kentucky	W 35-18
Nov. 29, 1986	(3)	Murray State (18) *	W 28-21
Dec. 7, 1986	(3)	Eastern Kentucky (10) *	L 22-24
Sept. 26, 1987	(17)	at Liberty	W 17-14
Oct. 3, 1987	(14)	at Akron	L 10-24
Oct. 7, 1989	(19)	at Liberty	L 7-9
Oct. 14, 1989	(20)	Akron	W 21-17
Oct. 21, 1989	(19)	Western Illinois	W 31-5
Oct. 28, 1989	(13)	at Northern Iowa	L 28-31
Nov. 18, 1989	(18)	at Western Kentucky (15)	W 10-7
Nov. 25, 1989	(15)	at Idaho (4) *	W 38-21
Dec. 2, 1989	(15)	at Montana (6) *	L 19-25
Sept. 1, 1990	(17)	at Northern Illinois	L 17-28
Sept. 8, 1990	(18)	at Northwestern State	W 23-22
Sept. 15, 1990	(18)	McNeese State	L 7-15
Oct. 7, 1995	(22)	at Northern Iowa (21)	L 7-17
Oct. 14, 1995	(25)	at Western Kentucky	W 35-9
Oct. 28, 1995	(18)	Illinois State	W 31-10
Nov. 4, 1995	(15)	Western Illinois	W 20-17
Nov. 11, 1995	(14)	at Southern Illinois	W 42-21
Nov. 18, 1995	(12)	at Indiana State (19)	W 27-6
Nov. 25, 1995	(12)	at Stephen F. Austin (5) *	L 29-34
Sept. 7, 1996	(24)	Pittsburg State	W 41-31
Sept. 14, 1996	(17)	Indiana State	W 35-16
Sept. 28, 1996	(9)	at UT Martin	W 38-0
Oct. 12, 1996	(7)	Western Illinois	L 7-10
Oct. 19, 1996	(14)	Murray State (8)	L 28-35
Oct. 26, 1996	(18)	at Tennessee Tech	W 35-27
Nov. 2, 1996	(17)	at Austin Peay	W 42-7
Nov. 9, 1996	(15)	at Southeast Missouri	W 41-21
Nov. 16, 1996	(14)	at Middle Tennessee	L 24-31
Nov. 23, 1996	(19)	Eastern Kentucky	W 45-21
Nov. 30, 1996	(16)	at Northern Iowa (3) *	L 14-21
Aug. 28, 1997	(6)	at Western Illinois (8)	L 0-41
Sept. 6, 1997	(19)	UT Martin	W 42-6
Sept. 13, 1997	(19)	Saint Joseph's (IN)	W 41-20
Sept. 20, 1997	(19)	at Illinois State	W 25-14
Sept. 27, 1997	(15)	at Tennessee Tech	W 10-7
Oct. 4, 1997	(15)	at Southeast Missouri	W 32-7
Oct. 18, 1997	(10)	Middle Tennessee	W 30-17
Oct. 25, 1997	(10)	Austin Peay	W 42-14
Nov. 1, 1997	(8)	at Indiana State	W 21-14
Nov. 8, 1997	(9)	at Murray State	L 17-24
Nov. 22, 1997	(14)	Eastern Kentucky (19)	L 7-49
Sept. 3, 1998	(24)	Saint Joseph's (IN)	W 24-7
Sept. 12, 1998	(22)	at Central Florida	L 0-49
Sept. 26, 1998	(25)	Tennessee Tech	W 13-6
Oct. 3, 1998	(22)	Southeast Missouri	W 35-33
Oct. 17, 1998	(14)	Illinois State	L 22-36
Oct. 24, 1998	(21)	at Middle Tennessee	W 35-32
Oct. 31, 1998	(18)	Tennessee State	L 21-27
Oct. 14, 2000	(25)	Murray State	W 48-7
Oct. 21, 2000	(22)	at Tennessee Tech	W 27-16
Oct. 28, 2000	(17)	at Western Kentucky (8)	L 12-34
Nov. 4, 2000	(21)	Southeast Missouri	W 38-9
Nov. 11, 2000	(17)	at Illinois State	L 41-44 (2ot)

Date	EIU Rank	Opponent (Rank)	Result
Nov. 18, 2000	(22)	Eastern Kentucky	W 49-6
Nov. 25, 2000	(17)	at Montana (1) *	L 13-45
Sept. 8, 2001	(12)	Indiana State	W 44-14
Sept. 22, 2001	(10)	at Eastern Kentucky	W 21-14
Sept. 29, 2001	(8)	Tennessee Tech	W 44-33
Oct. 6, 2001	(6)	at San Diego State	L 7-40
Oct. 13, 2001	(10)	Southeast Missouri	W 12-0
Oct. 20, 2001	(9)	at Southern Illinois	W 49-21
Oct. 27, 2001	(8)	Tennessee State (14)	W 52-49
Nov. 1, 2001	(6)	at UT Martin	W 56-16
Nov. 10, 2001	(4)	at Florida Atlantic	W 38-10
Nov. 17, 2001	(3)	Murray State	W 37-6
Nov. 24, 2001	(3)	Northern Iowa (6) *	L 43-49
Aug. 31, 2002	(4)	at Hawaii	L 36-61
Sept. 14, 2002	(7)	at Kansas State	L 13-63
Sept. 21, 2002	(13)	Indiana State	W 26-19
Sept. 28, 2002	(13)	Illinois State	W 45-10
Oct. 5, 2002	(14)	at Tennessee Tech	W 35-28
Oct. 12, 2002	(9)	Eastern Kentucky (19)	W 25-24
Oct. 19, 2002	(7)	at Southeast Missouri	W 44-27
Nov. 2, 2002	(6)	at Tennessee State	W 54-48
Nov. 9, 2002	(6)	UT Martin	W 55-43
Nov. 16, 2002	(3)	Florida Atlantic	W 47-6
Nov. 23, 2002	(2)	at Murray State	L 35-37
Nov. 30, 2002	(6)	at Western Illinois (2) *	L 9-48
Aug. 30, 2003	(20)	California (Pa.)	W 27-0
Sept. 13, 2003	(18)	at Missouri	L 10-37
Sept. 20, 2003	(18)	Illinois State	L 14-21
Nov. 5, 2005	(24)	at Tennessee State	W 27-3
Nov. 12, 2005	(23)	Tennessee Tech	W 31-20
Nov. 19, 2005	(22)	at Jacksonville State	W 10-6
Nov. 26, 2005	(19)	Southern Illinois (8) *	L 6-21
Sept. 2, 2006	(14)	at Illinois (24)	L 17-42
Sept. 9, 2006	(20)	Indiana State	W 31-21
Sept. 16, 2006	(18)	at Illinois State (6)	L 30-44
Sept. 23, 2006	(19)	at Samford	W 24-13
Sept. 30, 2006	(17)	at Hawaii	L 9-44
Oct. 7, 2006	(20)	Southeast Missouri	W 21-0
Oct. 14, 2006	(16)	at Eastern Kentucky	W 28-21
Oct. 21, 2006	(16)	Murray State	W 20-10
Oct. 28, 2006	(14)	at UT Martin (12)	L 9-15
Nov. 4, 2006	(20)	Tennessee State	W 29-3
Nov. 11, 2006	(20)	at Tennessee Tech	W 38-14
Nov. 18, 2006	(17)	Jacksonville State	W 28-24
Nov. 25, 2006	(14)	Illinois State (11) *	L 13-24
Aug. 30, 2007	(17)	Tennessee Tech	W 45-25
Sept. 8, 2007	(12)	at Purdue	L 6-52
Sept. 15, 2007	(14)	Illinois State (17)	L 21-24
Sept. 22, 2007	(20)	at Indiana State	W 54-20
Sept. 29, 2007	(19)	at Southeast Missouri	W 31-16
Oct. 6, 2007	(15)	Eastern Kentucky	L 21-28
Oct. 13, 2007	(23)	at Murray State	W 27-24
Oct. 20, 2007	(24)	UT Martin	W 29-23
Oct. 27, 2009	(25)	at Tennessee State	W 38-35
Nov. 10, 2009	(22)	at Jacksonville State	W 37-23
Nov. 17, 2009	(20)	Samford	W 33-17
Nov. 24, 2009	(18)	at Southern Illinois (4) *	L 11-30
Aug. 28, 2008	(18)	at Central Michigan	L 12-31
Sept. 5, 2008	(18)	at Illinois	L 21-47
Sept. 13, 2008	(20)	Indiana State	W 38-3
Sept. 20, 2008	(20)	at Illinois State	W 25-21
Sept. 27, 2008	(20)	Jacksonville State	L 10-23
Sept. 26, 2009	(24)	at Austin Peay	W 30-20
Oct. 3, 2009	(23)	Eastern Kentucky (18)	L 31-36
Oct. 10, 2009	(25)	at Penn State (12)	L 3-52
Oct. 17, 2009	(25)	Tennessee Tech	W 23-15
Oct. 24, 2009	(24)	at Jacksonville State (12)	W 28-20
Oct. 31, 2009	(19)	at Murray State	W 16-10
Nov. 14, 2009	(13)	UT Martin	W 49-13
Nov. 19, 2009	(13)	Tennessee State	L 10-21
Nov. 28, 2009	(19)	at Southern Illinois (1) *	L 7-48
Sept. 4, 2010	(16)	at Iowa (9)	L 7-37
Sept. 11, 2010	(22)	Central Arkansas	L 7-37

(continued on next page)

#RUNWITHUS

#EUIBLEDBLUE

2019 EASTERN ILLINOIS PANTHER FOOTBALL

Date	Rank	Opponent (Rank)	Result
Nov. 17, 2012	(24)	at Central Arkansas (10)	L 30-48
Nov. 24, 2012	(25)	at South Dakota State (10) *	L 10-58
Aug. 31, 2013	(21)	at San Diego State	W 40-19
Sept. 7, 2013	(14)	at Southern Illinois	W 40-37 (2ot)
Sept. 14, 2013	(9)	Illinois State (16)	W 57-24
Sept. 21, 2013	(8)	at Northern Illinois	L 39-43
Sept. 28, 2013	(8)	Eastern Kentucky	W 42-7
Oct. 10, 2013	(4)	at Austin Peay	W 63-7
Oct. 19, 2013	(3)	Southeast Missouri	W 55-33
Oct. 26, 2013	(2)	at Tennessee State (21)	W 34-16
Nov. 2, 2013	(2)	Tennessee Tech	W 56-21
Nov. 9, 2013	(2)	at Murray State	W 37-17
Nov. 16, 2013	(2)	Jacksonville State (22)	W 52-14
Nov. 23, 2013	(2)	at UT Martin	W 70-22
Dec. 7, 2013	(2)	Tennessee State (17) *	W 51-10
Dec. 13, 2013	(2)	Towson (4) *	L 39-49
Aug. 28, 2014	(11)	at Minnesota	L 20-42
Sept. 6, 2014	(14)	Southern Illinois (25)	L 21-38
Sept. 13, 2014	(24)	at Illinois State	L 15-34
Sept. 3, 2015	(25)	at Western Illinois	L 5-33
Nov. 28, 2015	(24)	at Northern Iowa (14) *	L 17-53
Sept. 24, 2016	(16)	Austin Peay	W 56-35
Oct. 1, 2016	(13)	at Southeast Missouri	L 14-21
Oct. 8, 2016	(19)	Tennessee State (25)	W 35-34
Oct. 15, 2016	(17)	at Tennessee Tech	W 30-24
Oct. 22, 2016	(15)	Murray State	L 38-40
Oct. 29, 2016	(22)	at Jacksonville State (2)	L 14-47
Nov. 5, 2016	(24)	UT Martin	L 17-33

* denotes FCS Playoff Game 113-65 (63.5%)

GAMES VS. FBS RANKED OPPONENTS

FBS Ranked Opponents

Date	Opponent (EIU Rank)	Result
Sept. 5, 2008	24 at Illinois (18)	L 21-47
Oct. 10, 2009	12 at Penn State (25)	L 3-52
Sept. 4, 2010	9 at Iowa (16)	L 7-37
		0-3 (.000)

GAMES VS. FCS RANKED OPPONENTS

Date	Opponent (EIU Rank)	Result
Nov. 27, 1982	8 Jackson State (5) *	W 16-13 (ot)
Dec. 4, 1982	4 Tennessee State (5) *	L 19-20
Sept. 10, 1983	10 at Southern Illinois	L 14-17
Oct. 29, 1983	20 Indiana State (7)	L 13-17
Nov. 26, 1983	5 at Indiana State (6)	L 13-16 (2ot)
Sept. 8, 1984	1 at Indiana State	L 17-24
Oct. 19, 1985	15 Missouri State	W 28-27
Nov. 5, 1985	5 at Northern Iowa	L 20-21
Sept. 20, 1986	17 Southern Illinois	W 52-7
Oct. 11, 1986	8 Northern Iowa (11)	W 31-30
Nov. 29, 1986	18 Murray State (3) *	W 28-21
Dec. 7, 1986	10 Eastern Kentucky (3) *	L 22-24
Sept. 19, 1987	14 Illinois State	W 15-9
Oct. 10, 1987	13 Western Illinois	L 12-21
Oct. 31, 1987	10 at Northern Iowa	L 17-19
Nov. 14, 1987	14 at Western Kentucky	L 15-30
Oct. 15, 1988	2 at Western Illinois	L 8-45
Nov. 5, 1988	5 Western Kentucky	W 6-0
Nov. 12, 1988	15 at Boise State	L 7-12
Sept. 9, 1989	8 Northwestern State	W 20-10
Nov. 11, 1989	5 Missouri State	W 16-15
Nov. 18, 1989	15 at Western Kentucky (18)	W 10-7
Nov. 25, 1989	4 at Idaho (15) *	W 38-21
Dec. 2, 1989	6 at Montana (15) *	L 19-25
Oct. 27, 1990	17 Northern Iowa	L 10-16
Nov. 10, 1990	8 at Missouri State	L 6-48
Nov. 23, 1991	4 at Northern Iowa	L 17-18
Sept. 12, 1992	1 at Marshall	L 28-63
Oct. 24, 1992	14 at Missouri State	L 10-13
Oct. 31, 1992	10 at Youngstown State	L 19-28
Nov. 7, 1992	1 Northern Iowa	W 21-15
Sept. 11, 1993	4 at McNeese State	L 7-49
Oct. 16, 1993	9 at Northern Iowa	L 27-31
Nov. 13, 1993	25 at Western Kentucky	L 14-28
Oct. 8, 1994	11 Northern Iowa	L 7-19

GAMES VS. FCS RANKED OPPONENTS (cont.)

Date	Opponent (EIU Rank)	Result
Oct. 7, 1995	21 at Northern Iowa (22)	L 7-17
Nov. 18, 1995	19 at Indiana State (12)	W 27-6
Nov. 25, 1995	5 at Stephen F. Austin (14) *	L 29-34
Oct. 19, 1996	8 Murray State (14)	L 28-35
Nov. 30, 1996	3 at Northern Iowa (16) *	L 14-21
Aug. 28, 1997	8 at Western Illinois (6)	L 0-41
Nov. 22, 1997	19 Eastern Kentucky (14)	L 7-49
Nov. 7, 1998	9 Murray State	L 21-35
Oct. 9, 1999	5 at Tennessee State	L 25-43
Nov. 13, 1999	7 Illinois State	L 17-24
Oct. 28, 2000	8 at Western Kentucky (17)	L 12-34
Nov. 25, 2000	1 at Montana (17) *	L 13-45
Oct. 27, 2001	14 Tennessee State (8)	W 52-49
Nov. 24, 2001	6 Northern Iowa (3) *	L 43-49
Oct. 12, 2002	19 Eastern Kentucky (9)	W 25-24
Nov. 30, 2002	2 at Western Illinois (6)	L 9-48
Nov. 15, 2003	21 at Jacksonville State	L 24-36
Nov. 13, 2004	14 Jacksonville State	L 21-31
Nov. 26, 2005	8 Southern Illinois (19)	L 6-21
Sept. 15, 2006	6 at Illinois State (18)	L 30-44
Oct. 28, 2006	12 at UT Martin (14)	L 9-15
Nov. 25, 2006	11 Illinois State (14) *	L 13-24
Sept. 15, 2007	17 Illinois State (14)	L 21-24
Nov. 24, 2007	4 at Southern Illinois (18) *	L 11-30
Oct. 3, 2009	18 Eastern Kentucky (23)	L 31-36
Oct. 24, 2009	12 at Jacksonville State (24)	W 28-20
Nov. 28, 2009	1 at Southern Illinois (19) *	L 7-48
Sept. 25, 2010	4 Jacksonville State	L 23-28
Sept. 24, 2011	15 at Jacksonville State	L 21-28
Sept. 15, 2012	15 at Illinois State	L 51-54 (2OT)
Oct. 27, 2012	18 at Eastern Kentucky	W 24-7
Nov. 17, 2012	10 at Central Arkansas (24)	L 30-48
Nov. 24, 2012	19 at South Dakota State (25)	L 10-58
Sept. 14, 2013	16 Illinois State (9)	W 57-24
Oct. 26, 2013	21 at Tennessee State (2)	W 34-16
Nov. 16, 2013	22 Jacksonville State (2)	W 52-14
Dec. 7, 2013	17 Tennessee State (2) *	W 51-10
Dec. 13, 2013	4 Towson (2) *	L 39-49
Sept. 6, 2014	25 Southern Illinois (14)	L 21-38
Oct. 11, 2014	16 at Eastern Kentucky	L 33-36 (OT)
Nov. 15, 2014	3 at Jacksonville State	L 20-27
Sept. 19, 2015	5 Illinois State	L 31-34 (OT)
Nov. 7, 2015	1 Jacksonville State	L 3-24
Nov. 21, 2015	23 Eastern Kentucky	W 21-7
Nov. 28, 2015	14 Northern Iowa (24) *	L 17-53
Sept. 1, 2016	20 Western Illinois	L 21-38
Sept. 17, 2016	5 Illinois State	W 24-21
Oct. 8, 2016	25 Tennessee State (19)	W 35-34
Oct. 29, 2016	2 at Jacksonville State (22)	L 14-47
Sept. 16, 2017	14 Illinois State	L 13-44
Sept. 30, 2017	24 at Tennessee State	W 19-16 (2ot)
Oct. 21, 2017	3 Jacksonville State	L 14-30
Sept. 8, 2018	19 at Illinois State	L 10-48
Oct. 13, 2018	7 at Jacksonville State	L 22-49
Nov. 17, 2018	23 at Southeast Missouri	L 32-38

* Denotes FCS Playoffs 25-65 (27.8%)



Eastern Illinois opened the 2010 season against Big Ten member Iowa. The Hawkeyes are the highest ranked FBS team EIU has ever faced.

ABC (National/Regional)

Date	Location	Opponent	Result
Dec. 2, 1978	H	Youngstown State (NCAA)	W 26-22
Dec. 9, 1978	N	vs. Delaware (NCAA)	W 10-9
Oct. 6, 1979	H	Western Illinois	L 7-10
Nov. 1, 1980	A	at Northern Michigan	W 35-28
Dec. 6, 1980	A	at Northern Alabama (NCAA)	W 56-31
Dec. 13, 1980	N	vs. Cal Poly (NCAA)	L 13-21

BIG TEN NETWORK

Date	Location	Opponent	Result
Sept. 8, 2007	A	at Purdue	L 6-52
Sept. 5, 2008	A	at Illinois	L 21-47
Sept. 4, 2010	A	at Iowa	L 7-37
Sept. 10, 2011	A	at Northwestern	L 21-42
Aug. 28, 2014	A	at Minnesota	L 20-42

COMCAST SPORTSNET (Now NBC Sports - Chicago)

Date	Location	Opponent	Result
Sept. 1, 2011	H	Illinois State (CSN-Chicago)	W 33-26
Sept. 13, 2014	A	at Illinois State (CSN-Chicago)	L 15-34
Sept. 17, 2016	A	at Illinois State (CSN-Chicago)	W 24-21
Sept. 8, 2018	A	at Illinois State (NBCS-Chicago)	L 10-48

CSTV (CBS COLLEGE SPORTS TV)

Date	Location	Opponent	Result
Aug. 30, 2007	H	Tennessee Tech *	W 45-25

ESPN / ESPNU / ESPN CLASSIC / ESPN3

Date	Location	Opponent	Result
Nov. 29, 1980	H	Northern Colorado (NCAA - ESPN)	W 21-14
Oct. 9, 2009	A	at Penn State (ESPN Classic)	L 3-52
Nov. 19, 2009	H	Tennessee State * (ESPNU)	L 10-21
Sept. 24, 2011	A	at Jacksonville State * (ESPN3)	L 21-28
Sept. 8, 2012	A	at Western Michigan (ESPN3)	L 21-52
Nov. 24, 2012	A	at South Dakota State (FCS - ESPN3)	L 10-58
Sept. 21, 2013	A	at Northern Illinois (ESPN3)	L 39-43
Sept. 28, 2013	H	Eastern Kentucky * (ESPN3)	W 42-7
Nov. 16, 2013	H	Jacksonville State * (ESPN3)	W 52-14
Nov. 23, 2013	A	at UT Martin * (ESPN3)	W 70-22
Dec. 7, 2013	H	Tennessee State (FCS - ESPN3)	W 51-10
Dec. 13, 2013	H	Towson (FCS - ESPN2)	L 39-49
Sept. 27, 2014	A	at Ohio (ESPN3)	L 19-34
Oct. 25, 2014	H	Tennessee State * (ESPN3)	W 28-3
Nov. 15, 2014	A	at Jacksonville State * (ESPN3)	L 20-27
Sept. 3, 2015	A	at Western Illinois (ESPN3)	L 5-33
Sept. 12, 2015	A	at Northwestern (ESPN News)	L 0-41
Oct. 10, 2015	H	Southeast Missouri * (ESPN3)	W 33-28
Nov. 7, 2015	H	Jacksonville State * (ESPN3)	L 3-24
Nov. 14, 2015	A	at UT Martin * (ESPN3)	W 23-21
Nov. 21, 2015	H	Eastern Kentucky * (ESPN3)	W 21-7
Nov. 28, 2015	A	at Northern Iowa (FCS - ESPN3)	L 17-53
Sept. 10, 2016	A	at Miami - Ohio (ESPN3)	W 21-17
Oct. 29, 2016	A	at Jacksonville State * (ESPN3)	L 14-47
Sept. 9, 2017	A	at Northern Illinois (ESPN3)	L 10-38
Sept. 30, 2017	A	at Tennessee State * (ESPN3)	W 19-16 (2ot)
Oct. 21, 2017	H	Jacksonville State * (ESPN3)	L 14-30
Oct. 28, 2017	A	at UT Martin * (ESPN3)	L 10-27

FOX SPORTS (MIDWEST / SOUTH / COLLEGE)

Date	Location	Opponent	Result
Sept. 22, 2001	A	at Eastern Kentucky *	W 21-14
Sept. 29, 2001	H	Tennessee Tech *	W 44-33
Nov. 17, 2001	H	Murray State *	W 37-6
Oct. 5, 2002	A	at Tennessee Tech *	W 35-28
Sept. 20, 2003	H	Illinois State	L 14-21
Sept. 9, 2006	H	Indiana State	W 31-21
Nov. 10, 2007	A	at Jacksonville State *	W 37-23
Oct. 27, 2012	A	at Eastern Kentucky *	W 24-7
Nov. 10, 2012	H	Southeast Missouri *	W 39-20

THE FOOTBALL NETWORK

Date	Location	Opponent	Result
Oct. 4, 2003	A	at Southeast Missouri *	L 17-30

MOUNTAIN WEST NETWORK

Date	Location	Opponent	Result
Aug. 31, 2013	A	at San Diego State	W 40-19

SEC NETWORK

Date	Location	Opponent	Result
Sept. 1, 2018	A	at Arkansas	L 20-55

AMERICAN SPORTS NETWORK

Date	Location	Opponent	Result
Oct. 17, 2015	A	at Tennessee State *	W 25-22 (ot)

WCIA - CHANNEL 3 (CBS)

Date	Location	Opponent	Result
Sept. 19, 2015	H	Illinois State	L 31-34 (ot)

WEIU GAMES (includes road games broadcast locally)

Date	Location	Opponent	Result
Sept. 12, 1992	A	at Marshall	L 28-63
Aug. 31, 2002	A	at Hawaii	L 36-61
Aug. 30, 2003	H	California (Pa.)	W 27-0
Oct. 11, 2003	H	Eastern Kentucky *	L 0-41
Oct. 25, 2003	H	UT Martin *	W 29-12
Nov. 8, 2003	H	Tennessee Tech *	W 37-10
Nov. 22, 2003	H	Samford *	L 14-17
Sept. 11, 2004	H	Indiana State	L 30-33 (ot)
Oct. 2, 2004	H	Southeast Missouri *	W 35-28
Oct. 16, 2004	H	Murray State *	W 24-9
Oct. 30, 2004	H	Tennessee State *	W 34-24
Nov. 13, 2004	H	Jacksonville State *	L 21-31
Sept. 17, 2005	H	Illinois State	L 6-27
Sept. 24, 2005	H	Samford *	W 43-14
Oct. 15, 2005	H	Eastern Kentucky *	W 53-22
Oct. 29, 2005	H	UT Martin *	W 26-7
Nov. 12, 2005	H	Tennessee Tech *	W 31-20
Nov. 25, 2005	H	Southern Illinois (FCS Playoffs)	L 6-21
Oct. 7, 2006	H	Southeast Missouri *	W 21-0
Oct. 21, 2006	H	Murray State *	W 20-10
Nov. 4, 2006	H	Tennessee State *	W 29-3
Nov. 18, 2006	H	Jacksonville State *	W 28-24
Sept. 15, 2007	H	Illinois State	L 21-24
Oct. 6, 2007	H	Eastern Kentucky *	L 21-28
Oct. 20, 2007	H	UT Martin *	W 29-23
Nov. 17, 2007	H	Samford *	W 33-17
Sept. 13, 2008	H	Indiana State	W 38-3
Sept. 27, 2008	H	Jacksonville State *	L 10-23
Oct. 18, 2008	H	Southeast Missouri *	W 24-21
Nov. 1, 2008	H	Murray State *	W 34-6
Nov. 15, 2008	H	Austin Peay *	L 13-15
Sept. 3, 2009	H	Illinois State	W 31-6
Oct. 3, 2009	H	Eastern Kentucky *	L 31-36
Oct. 17, 2009	H	Tennessee Tech *	W 23-15
Nov. 14, 2009	H	UT Martin *	W 49-13
Sept. 11, 2010	H	Central Arkansas	L 7-37
Sept. 25, 2010	H	Jacksonville State *	L 23-28
Oct. 2, 2010	H	Southeast Missouri *	L 13-28
Oct. 9, 2010	A	at Eastern Kentucky *	L 7-35
Oct. 23, 2010	H	Murray State *	L 28-38
Oct. 30, 2010	H	Austin Peay *	W 28-10
Sept. 17, 2011	H	Tennessee Tech *	L 20-31
Oct. 8, 2011	H	Eastern Kentucky *	L 16-48
Oct. 22, 2011	H	UT Martin *	L 23-24
Nov. 5, 2011	H	Tennessee State *	L 17-18
Aug. 30, 2012	H	Southern Illinois	W 49-28
Sept. 22, 2012	H	Murray State *	W 50-49 (ot)
Sept. 29, 2012	H	Austin Peay *	W 65-15
Oct. 13, 2012	H	Jacksonville State *	W 31-28
Sept. 14, 2013	H	Illinois State	W 57-24
Oct. 19, 2013	H	Southeast Missouri *	W 55-33
Nov. 2, 2013	H	Tennessee Tech *	W 56-21
Sept. 6, 2014	H	Southern Illinois	L 21-38
Sept. 20, 2014	H	Austin Peay *	W 63-7
Nov. 8, 2014	H	Murray State *	W 48-26
Nov. 22, 2014	H	UT Martin *	L 16-37
Sept. 1, 2016	H	Western Illinois	L 21-38
Sept. 24, 2016	H	Austin Peay *	W 56-35
Oct. 8, 2016	H	Tennessee State *	W 35-34
Oct. 22, 2016	H	Murray State *	L 38-40
Nov. 5, 2016	H	UT Martin *	L 17-33

..... Total Television Appearances 63-58 (52.1 %)

NCAA indicates game was played as part of NCAA Division II playoffs
FCS indicates game was played as part of FCS/NCAA I-AA playoffs



The Panthers 1978 NCAA Division II playoff game was televised on ABC as the Panthers beat Youngstown State.



CHARLES LANTZ
1911-34, 1944



MAYNARD O'BRIEN
1946-50, 1952-55



DARRELL MUDRA
1978-82

Referred to as "Dr. Victory," **Darrell Mudra** (1978-82) is credited with saving Panther football. Taking over a moribund program that was 1-10 prior to his arrival in 1977, he directed EIU to one of the most incredible turnarounds in sports history as the 1978 Panthers went 12-2 and won the NCAA Division II National Championship in his first season. He was inducted into the College Football 'Hall of Fame' in August, 2000.



RALPH KOHL
1957-64



CLYDE BIGGERS
1965-71



DINO BABERS
2012-13




KIM DAMERON
2014-18



JACK DEAN
1972-74



JOHN KONSTANTINOS
1975-77



AL MOLDE
1983-86



BOB SPOO
1987-2011

HEAD COACH	YEARS	TENURE	W-L-T	PCT.
Otis Caldwell	3	1899-1901	9-5-3	.618
Thornton Smallwood	1	1902	2-4	.333
Thomas Briggs	1	1903	5-2-2	.666
Joseph Brown	6	1904-09	18-14-7	.551
Harold Railsback	1	1910	2-3-1	.420
Charles Lantz	25	1911-34, 1944	96-65-13	.589
Winfield Angus	1	1935	1-7	.125
Gilbert Carson	5	1936-37, 39-41	17-19-3	.474
Harold Ave	1	1938	5-3	.625
Clayton Miller	1	1942	1-6	.143
James Goff	1	1945	2-3-2	.429
Maynard O'Brien	9	1946-50, 52-55	27-50-1	.353
Rex Darling	1	1951	4-2-2	.625
Keith Smith	1	1956	2-7	.222
Ralph Kohl	8	1957-64	17-49-2	.265
Clyde Biggers	7	1965-71	18-43-2	.302
Jack Dean	3	1972-74	6-24-1	.210
John Konstantinos	3	1975-77	9-21-2	.313
Darrell Mudra	5	1978-82	47-15-1	.754
Al Molde	4	1983-86	32-15	.681
Bob Spoo	24	1987-2011	144-131-1	.524
* Mark Hutson	1	2006	8-5	.615
Dino Babers	2	2012-13	19-7	.731
Kim Dameron	5	2014-18	27-30	.473
TOTALS	114		518-530-43	.494

* Hutson served as acting head coach for the 2006 season as head coach Bob Spoo missed the season with a medical surgery.

O'Brien Field, home for Panther football, is a 10,000 seat stadium with Pro-Grass artificial turf that was installed in 2004.

The stadium was named after the late **Maynard 'Pat' O'Brien**, former football, track and cross country coach and one of ten charter members of EIU's 'Hall of Fame'.

Originally constructed in 1970, a \$2 million 'Reach for the 21st Century' renovation was completed in 1999 with new offices added for coaches, meeting and video rooms, locker room, expanded weight room and athletic training facilities.

Since the stadium first opened in 1970, six NCAA football post-season tournament playoff games have been held here. The Illinois High School Association annually hosts its boys and girls state track and field meets here, which features nearly 5,000 competitors and over 15,000 spectators. A regional Special Olympics is also held in the stadium each spring.

The stadium served as the summer home for the former St. Louis Cardinals football team in 1976 & 1977 and again from 1982-87. The 'Brighten O'Brien' capital project added lights and another level onto the press box in 1986.

In the summer of 2008 the team locker room was renovated in the summer of 2009 a state of the art video/audio scoreboard was installed in the north end zone.



O'BRIEN FIELD HOME RECORD

1970.....1-4	1996.....3-2
1971.....4-1	1997.....4-1
1972.....0-5	1998.....3-3
1973.....2-4	1999.....1-4
1974.....3-2	
1975.....2-1-2	2000.....5-0
1976.....3-3	2001.....5-1
1977.....1-3	2002.....5-0
1978.....7-0	2003.....3-3
1979.....4-3	2004.....3-2
	2005.....4-2
1980.....7-0	2006.....5-1
1981.....5-1	2007.....3-2
1982.....7-0	2008.....3-2
1983.....5-1	2009.....3-2
1984.....4-2	
1985.....5-1	2010.....1-4
1986.....7-1	2011.....1-4
1987.....3-2	2012.....5-0
1988.....4-2	2013.....6-1
1989.....6-0	2014.....3-2
	2015.....3-2
1990.....3-2	2016.....2-3
1991.....4-1	2017.....3-2
1992.....4-1	2018.....2-3
1993.....1-2-1	TOTAL 176-87-3
1994.....4-2	
1995.....6-0	

PANTHER HOMECOMING HISTORY ... 52-41-8 OVERALL

1915.....W.....52-6.....Shurtleff	1953.....L.....2-7.....Northeast Missouri	1990.....W.....31-22.....Indiana State
1916.....W.....19-7.....Southern Illinois	1954.....L.....6-20.....Southern Illinois	1991.....W.....37-28.....Illinois State
1917.....W.....13-7.....Illinois State	1955.....W.....33-13.....Indiana State	1992.....W.....31-28.....Indiana State
1918..........No game	1956.....L.....21-29.....Evansville	1993.....T.....17-17.....Illinois State
1919.....L.....0-32.....Millikin	1957.....L.....13-21.....Western Illinois	1994.....L.....7-19.....Northern Iowa
	1958.....L.....8-29.....Southern Illinois	1995.....W.....31-10.....Illinois State
1920.....L.....7-20.....Illinois State	1959.....L.....6-38.....Northern Illinois	1996.....L.....28-35.....Murray State
1921.....W.....28-0.....Rose Poly		1997.....W.....42-14.....Austin Peay
1922.....T.....0-0.....Illinois State	1960.....L.....8-52.....Southern Illinois	1998.....L.....22-36.....Illinois State
1923.....W.....23-0.....Southern Illinois	1961.....T.....20-20.....Northern Illinois	1999.....L.....7-14.....Tennessee Tech
1924.....W.....3-0.....Illinois State	1962.....L.....7-28.....Hope College	
1925.....L.....0-13.....Evansville	1963.....L.....0-43.....Northern Illinois	2000.....W.....33-19.....Tennessee State
1926.....L.....0-19.....St. Louis (JV)	1964.....L.....23-25.....Indiana State	2001.....W.....12-0.....Southeast Missouri
1927.....W.....14-2.....Southern Illinois	1965.....L.....8-28.....Western Illinois	2002.....W.....25-24.....Eastern Kentucky
1928.....W.....19-0.....Illinois State	1966.....T.....0-0.....Illinois State	2003.....W.....29-12.....Tennessee Martin
1929.....W.....7-6.....Indiana State	1967.....W.....12-7.....Western Illinois	2004.....W.....24-9.....Murray State
	1968.....L.....28-37.....Bradley	2005.....W.....53-22.....Eastern Kentucky
1930.....W.....23-0.....Western Illinois	1969.....L.....6-44.....Western Illinois	2006.....W.....20-10.....Murray State
1931.....L.....0-6.....Southern Illinois		2007.....W.....29-23.....Tennessee Martin
1932.....L.....0-40.....Millikin	1970.....L.....20-29.....Illinois State	2008.....W.....24-21.....Southeast Missouri
1933.....L.....6-23.....Illinois State	1971.....W.....32-21.....SW Missouri	2009.....W.....23-15.....Tennessee Tech
1934.....W.....19-0.....Indiana State	1972.....L.....11-39.....Illinois State	
1935.....L.....0-13.....Illinois State	1973.....W.....34-14.....St. Joseph's	2010.....L.....28-38.....Murray State
1936.....W.....13-0.....Indiana State	1974.....W.....14-9.....Illinois State	2011.....L.....23-24.....UT Martin
1937.....T.....0-0.....Illinois State	1975.....T.....3-3.....Western Illinois	2012.....W.....31-28.....Jacksonville State
1938.....L.....0-18.....Western Illinois	1976.....L.....10-30.....Northern Michigan	2013.....W.....55-33.....Southeast Missouri
1939.....T.....0-0.....Illinois State	1977.....L.....14-24.....Wayne State	2014.....W.....28-3.....Tennessee State
	1978.....W.....42-7.....Illinois State	2015.....W.....51-20.....Tennessee Tech
1940.....W.....25-6.....Southern Illinois	1979.....W.....39-21.....Northern Michigan	2016.....L.....38-40.....Murray State
1941.....L.....0-19.....Illinois State		2017.....L.....14-30.....Jacksonville State
1942.....L.....0-45.....Western Illinois	1980.....W.....31-14.....Illinois State	2018.....W.....24-21 ot.....UT Martin
1943..........No game	1981.....W.....20-8.....Western Illinois	
1944.....L.....7-40.....Illinois Wesleyan	1982.....W.....18-0.....Akron	
1945.....T.....0-0.....Southern Illinois	1983.....W.....21-20.....Youngstown State	
1946.....L.....13-26.....Illinois State	1984.....L.....40-48.....Southern Illinois	
1947.....W.....13-6.....Illinois State	1985.....W.....21-14.....Illinois State	
1948.....W.....15-6.....Northern Illinois	1986.....W.....31-30.....Northern Iowa	
1949.....L.....0-14.....Western Illinois	1987.....W.....20-14.....Indiana State	
	1988.....L.....15-17.....Northern Iowa	
1950.....W.....21-7.....Southern Illinois	1989.....W.....21-17.....Akron	
1951.....W.....27-21.....Northwest Missouri		
1952.....L.....7-22.....Southern Illinois		

TOP TEN HOME ATTENDANCE

12,600 Parents Weekend	11/9/80
EIU 14.....Northern Iowa 9	
12,547 Parents Weekend	11/5/83
EIU 12.....Southwest Missouri 3	
12,425 Parents Weekend	11/13/82
EIU 73.....Kentucky State 0	
12,000 Parents Weekend	11/3/79
EIU 21.....Youngstown State 49	
11,856 Parents Weekend	11/1/86
EIU 64.....Winona State 0	
11,628 Family Weekend	10/27/01
EIU 52.....Tennessee State 49	
11,569 Homecoming	10/19/13
EIU 55.....Southeast Missouri 33	
11,485 Parents Weekend	11/7/87
EIU 27.....Southern Illinois 32	
11,469 Family Weekend	9/28/13
EIU 42.....Eastern Kentucky 7	
11,321 Family Weekend	10/31/98
EIU 21.....Tennessee State 27	

DR. DAVID GLASSMAN
EASTERN ILLINOIS UNIVERSITY PRESIDENT



David M. Glassman is the 12th president of Eastern Illinois University taking over the position in June of 2014. He came to EIU after serving as provost and vice president for academic affairs at Bradley University, a private university located in Peoria, Ill.

Glassman has experience with both private and public institutions of higher education, having spent 19 years (1985-2004) as a faculty member, associate dean and chair of the Anthropology Department at Texas State University (formerly Southwest Texas), in San Marcos. His tenure as a professor of anthropology and Dean of the College of Liberal Arts at the University of Southern Indiana, Evansville, followed (2004-2010), and he arrived at Bradley University as provost and vice president for academic affairs later in 2010.

He earned both a master's degree and doctorate in anthropology from the University of Tennessee, Knoxville, after completing his undergraduate studies at the University of Minnesota.

EIU Board of Trustees

- Ms. Barb Baurer - Chairperson
- Mr. Joe Dively - Vice Chairperson
- Mr. Phillip Thompson - Secretary
- Ms. Audrey Edwards - Member Pro Tem
- Mr. Christopher Hicks
- Ms. Joyce Madigan
- Martin Ruhaak

TOM MICHAEL
EASTERN ILLINOIS ATHLETIC DIRECTOR



Tom Michael was formally introduced as the 10th full-time athletic director in Eastern Illinois University history on July 22, 2014 and began his role on August 11.

He came to EIU after serving as the Senior Associate Athletic Director at the University of Illinois since 2012. One of his final projects was overseeing the renovations to the State Farm Center.

Michael joined the Illinois athletic department in 1996 as an academic counselor. He worked for 12 years in administration serving as both an associate athletic director and assistant athletic director for student services. In addition to his role in the State Farm Center renovation Michael oversaw Academic Services, Equipment, Event Management, Sports Medicine and Strength and Conditioning for the athletic department.

Michael received both his bachelor's degree (1993) and master's degree (1994) from Illinois. He played four years for the Fighting Illini basketball program from 1991-94 helping the team make two trips to the NCAA Tournament. He was a two-time Academic All-Big Ten Selection and holds the Illinois single season record for 3-point field goal percentage.

Following his playing days Michael worked in his family's business prior to joining the staff at Illinois in 1996. He and his wife Shana have three children (Nicholas, Nathaniel and Kylie).

Athletic Administration

- Mark Bonnstetter - Senior Associate AD
- Rich Moser - Associate AD/Media
- Erik Lora - Assistant AD/Development
- Kiersten Klekner-Alt - Assistant AD/Compliance & Senior Woman Administrator
- Cindy Almon - Director of Academic Services

MEDIA RELATIONS

RICH MOSER

Associate AD
Media & PR
(FB Contact)
rimoser@eiu.edu
(217) 581-7480 - office
(217) 508-8317 - cell

SANDY KING

Graphic Design
& Photographer
siking@eiu.edu
(217) 581-7761 - office

BRIDGETTE UNDERWOOD

Graduate Assistant

BRAD O'BRIEN

Graduate Assistant

OVC WEEKLY TELECONFERENCE

Each Tuesday morning during the football season the Ohio Valley Conference conducts a weekly media teleconference with all head football coaches... Interested media members can contact the EIU or OVC sports information offices for phone number and pass code. (times central)

- 10:00 - Call Opens
- 10:07 - Mitch Stewart, Murray State
- 10:14 - Tim Matukewicz, Southeast Missouri
- 10:21 - John Grass Jacksonville State
- 10:28 - Mark Elder, Eastern Kentucky
- 10:35 - Mark Hudspeth, Austin Peay
- 10:42 - Jason Simpson, UT Martin
- 10:49 - Ron Reed, Tennessee State
- 10:56 - Dewayne Alexander, Tennessee Tech
- 11:03 - Adam Cushing, Eastern Illinois**

EIU QUICK FACTS & NUMBERS

Athletic Dept. (217) 581-2319
Football Office 581-5031
Sports Info 581-7480
O'Brien Press Box **581-7770**

Location Charleston, Illinois
Founded 1895
Enrollment 7,415
Nickname Panthers
Colors Blue and Gray
Affiliation NCAA I-AA
Conference Ohio Valley
Stadium O'Brien (10,000)
Surface Hellas Fieldturf

Eastern Illinois University
600 Lincoln Avenue
Lantz Arena (O'Brien Field for football)
Charleston, IL 61920

LOCAL MEDIA MAILING LIST

Patrick Engel
JG-TC Newspaper
100 Broadway
Mattoon, IL 61938

Mike Bradd
(radio play-by-play)
420 Crescent Drive
Mattoon, IL 61938

Sports Editor
Eastern Daily News
Eastern Illinois University
Charleston, IL 61920

Sports Director
WEIU-TV - Buzzard Bldg.
Eastern Illinois University
Charleston, IL 61920

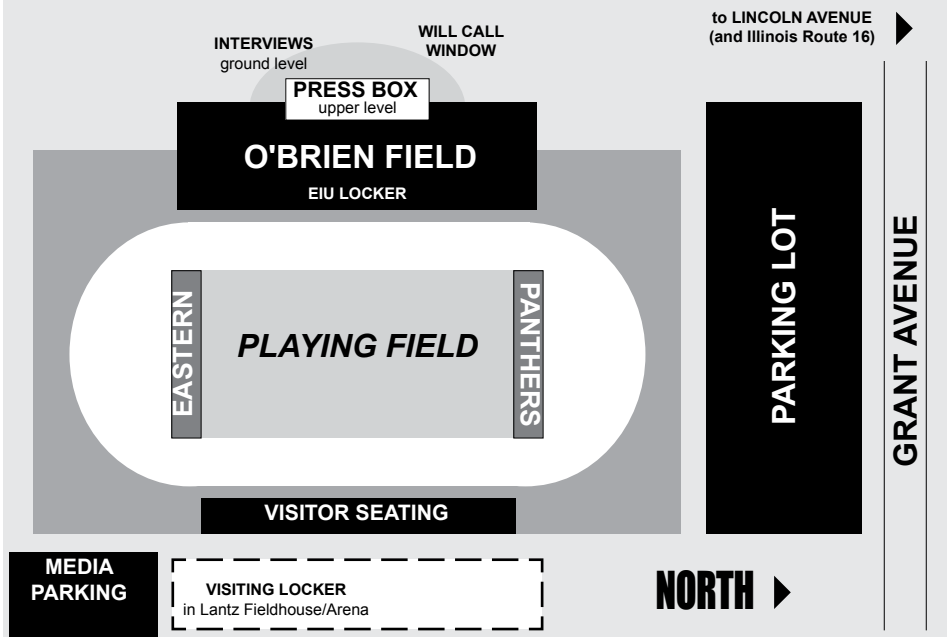
PRESS BOX SERVICES

Complete statistics packages are available at each home game. A light meal will be provided. Telephones are available for filing stories and the sports information staff will fax other materials. Wireless internet access is also available. Post-game interviews begin approximately ten minutes following the completion of game in Interview Room of O'Brien Field (see SID staff for location)

CREDENTIALS

Credentials to cover EIU football games at O'Brien Field are obtained by contacting the Sports Info Office, 1630 Lantz, Eastern Illinois University, Charleston, IL 61920. All requests must be received on via email at rimoser@eiu.edu at least two days before the game. Passes not mailed will be available for pick-up at the Will Call window at O'Brien Field on the day of the game.

O'BRIEN FIELD LAYOUT



To access media parking, enter on Fourth Street, taking a right into lot at Williams Softball Field. Media parking is located in lot next to tennis courts, field entrance is located next to lot.

PANTHER FOOTBALL RADIO NETWORK

Eastern Illinois football will once again cover a third of the state of Illinois with the EIU Panther Football Radio Network. Veteran announcer Mike Bradd returns for his 19th season as the "Voice of EIU Panther Football". He will be joined again this season by color commentator Jack Ashmore and spotter Dr. Gail Richard. Hit Mix 88.9 FM will provide the non-commercial broadcast while Miller Media stations WSVZ NEW Country 98.3 FM (Shelbyville, Ill./Effingham, Ill.), WHOW The Big 1520 AM (based in Clinton, Ill.), and WMKR 94.3 FM Genuine Country (based in Taylorville, Ill.,) will serve as commercial stations on the EIU Panther Football Radio Network.

All football games will be streamed on the internet at www.eiupanthers.com



CREATIVITY IS THE ANSWER
CREATIVITY IS THE ANSWER
CREATIVITY IS THE ANSWER



CREATIVITY IS THE ANSWER
CREATIVITY IS THE ANSWER
CREATIVITY IS THE ANSWER
CREATIVITY IS THE ANSWER



www.adidas.com

***Every Down.
Every Day.***™



NCAA.com/FCS

Big Sky Conference • Big South Conference
Colonial Athletic Association • Ivy League
Mid-Eastern Athletic Conference • Missouri Valley Football Conference
Northeast Conference • Ohio Valley Conference • Patriot League
Pioneer Football League • Southern Conference • Southland Conference
Southwestern Athletic Conference