



INDIANA FOOTBALL

2024 RECORD BOOK



FAST. PHYSICAL. RELENTLESS.

TABLE OF CONTENTS

| | | | | | |
|--|--------------|---|----------------|---|----------------|
| History & Results | 2-18 | Punting Records | 78 | Memorial Stadium | 115-118 |
| Series Results | 2 | Kickoff Return Records | 79 | Memorial Stadium Results | 115 |
| All-Time Record vs. Opponent | 7 | Punt Return Records | 80 | Memorial Stadium Records | 118 |
| The Old Brass Spitoon | 8 | Tackle Records | 81 | 2023 Season Recap | 119-134 |
| The Old Oaken Bucket | 9 | Tackle For Loss Records | 82 | <i>Team/Individual Statistics</i> | 119 |
| Year-By-Year Results | 11 | Sack Records | 83 | <i>Game-by-Game Statistics</i> | 122 |
| Season-By-Season Stats | 22 | Interception Records | 84 | <i>Starting Lineups</i> | 122 |
| Bowl History | 25-38 | Team Records | 85 | <i>Long Plays</i> | 125 |
| Bowl Game Results | 25 | Opponent Records | 86 | <i>Scoring Drives</i> | 126 |
| Bowl Records | 38 | Return Touchdowns | 87 | <i>Superlatives</i> | 127 |
| Coaches & Letterwinners | 39-60 | <i>Indiana Return Touchdowns</i> | 87 | <i>Participation</i> | 128 |
| All-Time Coaches | 39 | <i>Opponent Return Touchdowns</i> | 88 | <i>Game-by-Game Recaps</i> | 129 |
| Head Coaching Records | 41 | Awards and Honors | 89-105 | | |
| All-Time Assistant Coaches | 41 | College Football Hall of Famers | 89 | | |
| Letterwinners (Alphabetical) | 42 | Big Ten MVPs | 90 | | |
| Letterwinners (Numerical) | 50 | All-Time All-Americans | 91 | | |
| Starting Lineups | 57 | Honors & Awards | 96 | | |
| Record Book | 61-88 | <i>National Awards/All-B1G</i> | 96 | | |
| Passing Records | 61 | <i>Big Ten Weekly Honors</i> | 97 | | |
| <i>200-yard Passing Games</i> | 63 | Academic All-Americans | 98 | | |
| Receiving Records | 65 | Academic All-Big Ten | 99 | | |
| <i>100-yard Receiving Games</i> | 66 | All-Star Games | 102 | | |
| Rushing Records | 68 | Anthony Thompson Team MVPs | 104 | | |
| <i>100-yard Rushing Games</i> | 69 | Team Captains | 105 | | |
| Total Offense Records | 72 | Hoosiers In The NFL | 106-114 | | |
| All-Purpose Yardage Records | 73 | <i>Listed by NFL Team</i> | 106 | | |
| Touchdown Records | 74 | <i>Listed Alphabetically</i> | 110 | | |
| Scoring Records | 75 | <i>Former NFL Teams</i> | 112 | | |
| Field Goal Records | 76 | <i>NFL Draft Results</i> | 113 | | |
| Extra Point Record | 77 | <i>Hoosiers in the Super Bowl</i> | 114 | | |

CREDITS

The 2024 Indiana Football Record Book is a production of Indiana University Athletics Strategic Communications. Individuals wishing to reproduce any portion of the book should obtain prior consent from IU Athletics by calling (812) 855-9399.

CORRECTIONS/UPDATES

If you see an error or have an update for the Indiana Football Record Book, please reach out to Greg Campbell, Assistant Athletic Director for Strategic Communications, via email.



SERIES RESULTS

| AKRON (4-0) | | | |
|-------------|---|-------------|---|
| 9/15/2007 | W | 41-24 | H |
| 9/19/2009 | W | 38-21 | A |
| 9/25/2010 | W | 35-20 | H |
| 9/23/2023 | W | 29-27 (4OT) | H |

| ARIZONA (2-2) | | | |
|---------------|---|-------|---|
| 10/28/1967 | W | 42-7 | A |
| 10/26/1968 | W | 16-13 | H |
| 9/22/1973 | L | 10-26 | A |
| 9/21/1974 | L | 20-35 | H |

| ARKANSAS STATE (1-0) | | | |
|----------------------|---|-------|---|
| 10/16/2010 | W | 36-34 | H |

| AUBURN (0-1) | | | |
|--------------|---|-------|----|
| 12/30/1990 | L | 23-27 | N% |

| BALL STATE (7-3) | | | |
|------------------|---|-------|----|
| 9/13/1997 | W | 35-14 | H |
| 9/4/1999 | W | 21-9 | H |
| 9/9/2006 | W | 24-23 | A |
| 11/3/2007 | W | 38-20 | H |
| 9/20/2008 | L | 20-42 | H |
| 9/3/2011 | L | 20-27 | N# |
| 9/15/2012 | L | 39-41 | H |
| 9/10/2016 | W | 30-20 | H |
| 9/15/2018 | W | 38-10 | H |
| 8/31/2019 | W | 34-24 | N# |

| BAYLOR (2-1) | | | |
|--------------|---|-------|----|
| 9/21/1968 | W | 40-36 | H |
| 9/25/1971 | L | 0-10 | A |
| 12/31/1991 | W | 24-0 | N% |

| BEDFORD (1-0) | | | |
|---------------|---|------|---|
| 10/2/1897 | W | 40-0 | H |

| BOSTON COLLEGE (0-1) | | | |
|----------------------|---|------|---|
| 11/5/1938 | L | 0-14 | N |

| BOWLING GREEN (1-1) | | | |
|---------------------|---|-------|---|
| 9/14/2013 | W | 42-10 | H |
| 9/13/2014 | L | 42-45 | A |

| BYU (1-0) | | | |
|------------|---|-------|----|
| 12/21/1979 | W | 38-37 | N% |

| BUTLER (5-5) | | | |
|--------------|---|-------|---|
| 10/17/1891 | L | 6-52 | H |
| 11/7/1891 | L | 6-26 | H |
| 10/15/1892 | W | 11-10 | H |
| 10/28/1893 | L | 0-38 | H |
| 11/3/1894 | L | 0-58 | H |
| 11/16/1895 | L | 2-34 | H |
| 10/24/1896 | W | 22-6 | H |
| 9/30/1905 | W | 31-0 | H |
| 10/29/1910 | W | 33-0 | H |
| 9/26/1942 | W | 53-0 | H |

| CALIFORNIA (0-2) | | | |
|------------------|---|-------|---|
| 9/27/1969 | L | 14-17 | H |
| 9/26/1970 | L | 14-56 | A |

| CAMP TAYLOR (0-1) | | | |
|-------------------|---|-----|---|
| 11/2/1918 | L | 3-7 | A |

| CENTRAL MICHIGAN (3-1) | | | |
|------------------------|---|-------|---|
| 9/21/2002 | W | 39-29 | H |
| 9/4/2004 | W | 41-10 | H |
| 9/2/2005 | W | 20-13 | A |
| 11/1/2008 | L | 34-37 | H |

| CENTRE (3-1) | | | |
|--------------|---|------|---|
| 10/4/1919 | L | 3-12 | H |
| 10/5/1935 | W | 14-0 | H |
| 10/3/1936 | W | 38-0 | H |
| 9/25/1937 | W | 12-0 | H |

| CHARLESTON SOUTHERN (1-0) | | | |
|---------------------------|---|------|---|
| 10/7/2017 | W | 27-0 | H |

| CHICAGO (5-20-1) | | | |
|------------------|---|------|---|
| 11/8/1902 | L | 0-39 | A |
| 10/3/1903 | L | 0-34 | A |
| 10/1/1904 | L | 0-56 | A |
| 10/14/1905 | L | 5-16 | A |
| 10/27/1906 | L | 8-33 | A |
| 10/12/1907 | L | 6-27 | A |
| 10/10/1908 | L | 6-29 | A |
| 10/9/1909 | L | 0-28 | A |
| 10/8/1910 | W | 6-0 | A |
| 10/7/1911 | L | 6-23 | A |
| 10/5/1912 | L | 7-13 | A |
| 10/4/1913 | L | 7-21 | A |
| 10/3/1914 | L | 0-34 | A |
| 10/16/1915 | L | 7-13 | A |
| 10/14/1916 | L | 0-22 | A |
| 11/10/1923 | L | 0-27 | A |
| 10/18/1924 | L | 0-23 | A |
| 10/8/1927 | L | 0-13 | A |
| 10/12/1929 | L | 7-13 | A |
| 10/24/1931 | W | 32-6 | A |
| 11/26/1931 | W | 6-0 | A |
| 10/22/1932 | L | 7-13 | A |
| 11/11/1933 | T | 7-7 | A |
| 10/20/1934 | L | 0-21 | A |
| 11/16/1935 | W | 24-0 | A |
| 11/14/1936 | W | 20-7 | A |

| CINCINNATI (9-5-2) | | | |
|--------------------|---|-------|---|
| 10/31/1896 | W | 16-0 | H |
| 10/29/1898 | T | 0-0 | A |
| 11/24/1898 | T | 11-11 | H |
| 11/4/1899 | W | 35-0 | H |
| 11/4/1905 | W | 47-6 | H |
| 10/19/1935 | L | 0-7 | A |
| 10/23/1937 | W | 27-0 | A |
| 9/21/1946 | L | 6-15 | H |
| 11/9/1957 | L | 0-21 | H |
| 9/29/1962 | W | 26-6 | A |
| 10/26/1963 | W | 20-6 | H |
| 9/3/1994 | W | 28-3 | H |
| 9/26/1998 | W | 48-14 | A |
| 9/23/2000 | W | 42-6 | H |
| 9/18/2021 | L | 24-38 | H |
| 9/24/2022 | L | 24-45 | A |

| COLGATE (0-1) | | | |
|---------------|---|------|---|
| 10/19/1929 | L | 6-21 | H |

| COLORADO (1-3) | | | |
|----------------|---|-------|---|
| 10/4/1969 | L | 7-30 | A |
| 9/19/1970 | L | 9-16 | H |
| 9/29/1979 | L | 16-17 | H |
| 9/27/1980 | W | 49-7 | A |

| CONNECTICUT (1-2) | | | |
|-------------------|---|-------|---|
| 8/30/2003 | L | 10-34 | A |
| 9/23/2006 | L | 7-14 | H |
| 9/21/2019 | W | 38-3 | H |

| CORNELL (IOWA) (1-0) | | | |
|----------------------|---|------|---|
| 11/3/1945 | W | 46-6 | H |

| DANVILLE A.C. (1-0) | | | |
|---------------------|---|------|---|
| 1893 | W | 18-0 | H |

| DEPAUW (23-7-3) | | | |
|-----------------|---|---------|---|
| 1888 | T | N/A | H |
| 11/3/1889 | L | 5-10 | H |
| 10/24/1891 | L | 4-62 | H |
| 11/19/1892 | L | Forfeit | H |
| 11/4/1893 | L | 0-34 | H |
| 10/13/1894 | L | 10-20 | H |
| 11/4/1895 | L | 0-14 | H |
| 11/11/1895 | T | 14-14 | H |
| 10/3/1896 | L | 4-22 | H |
| 11/21/1896 | W | 12-0 | H |
| 11/8/1897 | W | 18-0 | H |
| 11/25/1897 | W | 14-0 | A |
| 11/7/1898 | W | 32-0 | A |
| 11/11/1899 | W | 34-0 | H |
| 11/28/1901 | W | 24-0 | H |
| 10/18/1902 | W | 16-5 | H |
| 11/14/1903 | W | 70-0 | H |
| 11/3/1906 | W | 55-0 | H |
| 10/5/1907 | W | 25-9 | H |
| 10/3/1908 | W | 16-0 | H |
| 10/2/1909 | W | 28-5 | H |
| 10/1/1910 | W | 12-0 | H |
| 9/30/1911 | W | 9-6 | H |
| 9/28/1912 | W | 20-0 | H |
| 9/27/1913 | W | 48-3 | H |
| 9/26/1914 | W | 13-6 | H |
| 10/2/1915 | W | 7-0 | H |
| 9/30/1916 | W | 20-0 | H |
| 11/10/1917 | W | 35-0 | H |
| 11/16/1918 | W | 13-0 | H |
| 10/7/1922 | T | 0-0 | H |
| 10/6/1923 | L | 0-3 | H |
| 10/4/1924 | W | 21-0 | H |
| 10/2/1926 | W | 31-7 | H |

| DETROIT (0-1) | | | |
|---------------|---|------|---|
| 9/27/1941 | L | 7-14 | H |

| DUKE (2-2) | | | |
|------------|---|------------|----|
| 10/4/1980 | W | 31-21 | H |
| 9/10/1983 | W | 15-10 | H |
| 9/8/1984 | L | 24-31 | A |
| 12/26/2015 | L | 41-44 (OT) | N% |

| EARLHAM (3-0) | | | |
|---------------|---|------|---|
| 10/6/1900 | W | 18-0 | H |
| 10/10/1903 | W | 39-0 | H |
| 11/2/1912 | W | 33-7 | H |

| EASTERN ILLINOIS (1-0) | | | |
|------------------------|---|------|---|
| 9/7/2019 | W | 52-0 | H |

| EASTERN KENTUCKY (1-0) | | | |
|------------------------|---|-------|---|
| 9/3/2009 | W | 19-13 | H |

| EASTERN MICHIGAN (1-0) | | | |
|------------------------|---|------|---|
| 9/29/1990 | W | 37-6 | H |

| FLORIDA (1-0) | | | |
|---------------|---|------|---|
| 11/18/1916 | W | 14-3 | H |

| FIU (3-0) | | | |
|-----------|---|-------|---|
| 9/12/2015 | W | 36-22 | H |
| 9/1/2016 | W | 34-13 | A |
| 9/1/2018 | W | 38-28 | A |

| FLORIDA STATE (0-1) | | | |
|---------------------|---|-------|----|
| 12/31/1986 | L | 13-27 | N% |

| FORDHAM (0-1) | | | |
|---------------|---|------|---|
| 11/11/1939 | L | 0-13 | N |

| FORT HARRISON (1-0) | | | |
|---------------------|---|------|---|
| 11/9/1918 | W | 41-0 | H |

| FORT KNOX (2-0) | | | |
|-----------------|---|------|---|
| 11/28/1942 | W | 51-0 | A |
| 9/16/1944 | W | 72-0 | H |

| FRANKLIN (5-1) | | | |
|----------------|---|------|---|
| 10/25/1887 | L | 8-10 | H |
| 10/19/1901 | W | 76-0 | H |
| 10/14/1911 | W | 42-0 | H |
| 9/29/1917 | W | 50-0 | H |
| 9/25/1920 | W | 47-0 | H |
| 9/24/1921 | W | 47-0 | H |

| GEORGIA SOUTHERN (1-0) | | | |
|------------------------|---|-------|---|
| 9/23/2017 | W | 52-17 | H |

| GREAT LAKES (0-1) | | | |
|-------------------|---|------|---|
| 11/13/1943 | L | 7-21 | H |

| HANOVER (1-0) | | | |
|---------------|---|------|---|
| 11/3/1923 | W | 32-0 | H |

| HARVARD (0-2) | | | |
|---------------|---|------|---|
| 10/8/1921 | L | 0-19 | A |
| 10/29/1927 | L | 6-26 | A |

| IDAHO (2-0) | | | |
|-------------|---|-------|---|
| 9/10/2022 | W | 35-22 | H |
| 9/11/2021 | W | 56-14 | H |

| ILLINOIS (26-46-2) | | | |
|--------------------|---|------|----|
| 10/14/1899 | W | 6-0 | A |
| 11/17/1900 | T | 0-0 | H |
| 11/2/1901 | L | 0-18 | N* |
| 11/6/1902 | L | 0-47 | A |
| 11/6/1903 | W | 17-0 | H |
| 10/15/1904 | L | 0-10 | A |
| 11/22/1907 | L | 6-10 | H |
| 10/31/1908 | L | 0-10 | A |
| 11/6/1909 | L | 5-6 | A |
| 11/5/1910 | L | 0-3 | H |
| 11/11/1911 | T | 0-0 | N* |
| 10/19/1912 | L | 7-13 | A |
| 10/25/1913 | L | 0-10 | N* |
| 10/10/1914 | L | 0-51 | A |
| 10/20/1928 | L | 7-3 | A |
| 11/26/1931 | W | 0-0* | A |

Game awarded to IU on first down margin (8-4)

| | | | |
|------------|---|-------|---|
| 11/12/1932 | L | 6-18 | A |
| 10/16/1937 | W | 13-6 | H |
| 10/8/1938 | L | 2-12 | A |
| 10/21/1939 | W | 7-6 | A |
| 9/23/1944 | L | 18-26 | A |
| 10/6/1945 | W | 6-0 | A |
| 10/12/1946 | W | 14-7 | H |
| 11/5/1949 | L | 14-33 | A |
| 10/28/1950 | L | 0-20 | A |
| 10/27/1951 | L | 0-21 | H |
| 9/26/1959 | W | 20-0 | H |
| 9/24/1960 | L | 6-17 | A |

| | | | |
|------------|---|-------------|---|
| 10/7/1995 | L | 10-17 | H |
| 10/5/1996 | L | 43-46 (20T) | A |
| 11/1/1997 | W | 23-6 | H |
| 11/7/1998 | L | 16-31 | A |
| 10/2/1999 | W | 34-31 (OT) | H |
| 11/4/2000 | L | 25-42 | A |
| 10/13/2001 | L | 14-35 | H |
| 10/26/2002 | L | 14-45 | A |
| 11/8/2003 | W | 17-14 | H |
| 11/6/2004 | L | 22-26 | A |
| 10/8/2005 | W | 36-13 | H |
| 10/7/2006 | W | 34-32 | A |
| 9/22/2007 | L | 14-27 | H |
| 10/18/2008 | L | 13-55 | A |
| 10/17/2009 | W | 27-14 | H |
| 10/23/2010 | L | 13-43 | A |
| 10/8/2011 | L | 20-41 | H |
| 10/27/2012 | W | 31-17 | A |
| 11/9/2013 | W | 52-35 | H |
| 11/1/2014 | W | 24-14 | A |
| 9/2/2022 | W | 23-20 | H |
| 11/1/2023 | L | 45-48 (OT) | A |

INDIANA MEDICS (1-0)

| | | | |
|-----------|---|------|---|
| 9/28/1904 | W | 12-0 | H |
|-----------|---|------|---|

INDIANA STATE (7-0)

| | | | |
|-----------|---|-------|---|
| 10/3/1925 | W | 31-0 | H |
| 9/13/2003 | W | 33-3 | H |
| 9/1/2007 | W | 55-7 | H |
| 9/1/2012 | W | 24-17 | H |
| 8/29/2013 | W | 73-35 | H |
| 8/30/2014 | W | 28-10 | H |
| 9/8/2023 | W | 41-7 | H |

INDIANA TRAINING (1-0)

| | | | |
|-----------|---|------|---|
| 10/8/1898 | W | 20-0 | H |
|-----------|---|------|---|

INDIANAPOLIS ARTILLERY (0-1)

| | | | |
|------------|---|------|---|
| 10/24/1895 | L | 8-16 | H |
|------------|---|------|---|

IOWA (28-46-4)

| | | | |
|------------|---|-------|----|
| 11/2/1912 | L | 6-13 | N* |
| 11/8/1913 | L | 0-60 | A |
| 10/2/1920 | L | 7-14 | H |
| 11/12/1921 | L | 0-41 | A |
| 10/17/1931 | T | 0-0 | A |
| 10/15/1932 | W | 12-0 | H |
| 11/3/1934 | T | 0-0 | H |
| 11/2/1935 | T | 6-6 | A |
| 10/31/1936 | W | 13-6 | H |
| 11/13/1937 | W | 3-0 | A |
| 11/12/1938 | W | 7-3 | H |
| 10/7/1939 | L | 29-32 | A |
| 10/19/1940 | W | 10-6 | H |
| 11/1/1941 | L | 7-13 | A |
| 10/24/1942 | L | 13-14 | H |
| 10/16/1943 | T | 7-7 | A |
| 10/28/1944 | W | 32-0 | H |
| 10/20/1945 | W | 52-20 | A |
| 10/19/1946 | L | 0-13 | H |
| 10/11/1947 | L | 14-27 | A |
| 10/2/1948 | W | 7-0 | H |
| 10/15/1949 | L | 9-35 | A |
| 10/7/1950 | W | 20-7 | H |
| 10/4/1952 | W | 20-13 | H |
| 10/24/1953 | L | 13-19 | A |
| 10/23/1954 | L | 14-27 | H |
| 10/8/1955 | L | 6-20 | A |
| 9/29/1956 | L | 0-27 | H |
| 10/12/1957 | L | 7-47 | H |
| 10/11/1958 | L | 13-34 | A |
| 10/14/1961 | L | 8-27 | A |
| 10/13/1962 | L | 10-14 | H |
| 10/12/1963 | L | 26-37 | A |
| 10/10/1964 | L | 20-21 | H |
| 10/30/1965 | W | 21-17 | H |
| 10/29/1966 | L | 19-20 | H |
| 10/14/1967 | W | 21-17 | H |
| 10/12/1968 | W | 38-34 | A |
| 11/8/1969 | L | 17-28 | H |
| 11/7/1970 | L | 13-42 | A |
| 11/13/1971 | W | 14-7 | A |
| 11/18/1972 | W | 16-8 | H |
| 10/18/1975 | L | 10-20 | H |
| 10/16/1976 | W | 14-7 | A |
| 11/5/1977 | W | 24-21 | A |
| 11/11/1978 | W | 34-14 | H |
| 9/8/1979 | W | 30-26 | A |

| | | | |
|------------|---|-------|---|
| 9/13/1980 | L | 7-16 | H |
| 10/10/1981 | L | 28-42 | A |
| 10/9/1982 | L | 20-24 | H |
| 10/29/1983 | L | 3-49 | A |
| 10/26/1984 | L | 20-24 | H |
| 10/31/1987 | L | 21-29 | A |
| 10/29/1988 | W | 45-34 | H |
| 11/9/1991 | L | 21-38 | A |
| 11/7/1992 | L | 0-14 | H |
| 10/9/1993 | W | 16-10 | H |
| 10/8/1994 | W | 27-20 | A |
| 10/14/1995 | L | 13-22 | A |
| 10/12/1996 | L | 10-31 | H |
| 10/25/1997 | L | 0-62 | A |
| 10/17/1998 | W | 14-7 | H |
| 10/23/1999 | W | 38-31 | A |
| 9/30/2000 | W | 45-33 | H |
| 10/20/2001 | L | 28-42 | A |
| 10/19/2002 | L | 8-24 | H |
| 10/14/2006 | W | 31-28 | H |
| 10/15/2005 | L | 24-41 | A |
| 9/29/2007 | W | 38-20 | A |
| 10/11/2008 | L | 9-45 | H |
| 10/31/2009 | L | 24-42 | A |
| 11/6/2010 | L | 13-18 | H |
| 10/22/2011 | L | 24-45 | A |
| 11/3/2012 | W | 24-21 | H |
| 10/11/2014 | L | 29-45 | A |
| 11/7/2015 | L | 27-35 | H |
| 9/13/2018 | L | 16-42 | H |
| 10/4/2021 | L | 6-34 | A |

IOWA SEAHAWKS (0-1)

| | | | |
|------------|---|------|---|
| 10/31/1942 | L | 6-26 | H |
|------------|---|------|---|

KALAMAZOO (1-0)

| | | | |
|-----------|---|------|---|
| 10/1/1921 | W | 29-0 | H |
|-----------|---|------|---|

KANSAS (1-1)

| | | | |
|-----------|---|-------|---|
| 9/30/1967 | W | 18-15 | H |
| 9/28/1968 | L | 20-38 | A |

KANSAS STATE (3-2)

| | | | |
|------------|---|------|---|
| 10/22/1938 | L | 6-13 | H |
| 11/14/1942 | W | 54-0 | H |
| 9/23/1961 | L | 8-14 | A |
| 9/22/1962 | W | 21-0 | H |
| 9/18/1965 | W | 19-7 | H |

KENTUCKY (18-17-1)

| | | | |
|------------|---|-------|---|
| 11/30/1893 | T | 24-24 | H |
| 10/8/1904 | L | 0-12 | H |
| 10/7/1905 | W | 29-0 | A |
| 10/5/1918 | L | 7-24 | H |
| 10/11/1919 | W | 24-0 | A |
| 10/9/1926 | W | 14-6 | H |
| 10/1/1927 | W | 21-0 | A |
| 9/23/1967 | W | 12-10 | H |
| 9/20/1969 | W | 58-30 | A |
| 9/18/1971 | W | 26-8 | H |
| 9/30/1972 | W | 35-34 | A |
| 9/29/1973 | W | 17-3 | H |
| 9/28/1974 | L | 22-28 | A |
| 9/22/1979 | W | 18-10 | H |
| 9/20/1980 | W | 36-30 | A |
| 9/17/1983 | L | 13-24 | A |
| 9/15/1984 | L | 14-48 | H |
| 9/19/1987 | L | 15-34 | H |
| 9/17/1988 | W | 36-15 | H |
| 9/9/1989 | L | 14-17 | A |
| 9/15/1990 | W | 45-24 | A |
| 9/21/1991 | W | 13-10 | H |
| 9/19/1992 | L | 25-37 | A |
| 9/18/1993 | W | 24-8 | H |
| 9/17/1994 | W | 59-29 | A |
| 9/16/1995 | L | 10-17 | H |
| 9/16/1996 | L | 0-3 | A |
| 9/20/1997 | L | 7-49 | H |
| 9/19/1998 | L | 27-31 | A |
| 9/18/1999 | L | 35-44 | H |
| 9/16/2000 | L | 34-41 | A |
| 12/1/2001 | W | 26-15 | H |
| 9/14/2002 | L | 17-27 | A |
| 9/20/2003 | L | 17-34 | H |
| 9/18/2004 | L | 32-51 | A |
| 9/17/2005 | W | 38-14 | H |

KNIGHTSTOWN A.C. (1-0)

| | | | |
|------------|---|------|---|
| 10/17/1896 | W | 50-0 | H |
|------------|---|------|---|

LAKE FOREST (1-0)

| | | | |
|------------|---|------|---|
| 10/16/1909 | W | 27-5 | H |
|------------|---|------|---|

LSU (1-2)

| | | | |
|------------|---|-------|----|
| 10/11/1924 | L | 14-20 | N* |
| 9/17/1977 | W | 24-21 | H |
| 9/16/1978 | L | 17-24 | A |

LOUISVILLE (2-1)

| | | | |
|-----------|---|-------|----|
| 9/14/1985 | W | 41-28 | H |
| 9/13/1988 | W | 21-0 | H |
| 9/16/2023 | L | 14-21 | N# |

LOUISVILLE A.C. (3-0-1)

| | | | |
|------------|---|-------|---|
| 1891 | W | 30-0 | H |
| 10/6/1894 | T | 0-0 | H |
| 10/12/1895 | W | 36-0 | H |
| 11/14/1896 | W | 38-24 | H |

MANUAL TRAINING (1-0)

| | | | |
|------------|---|------|---|
| 10/23/1897 | W | 30-0 | H |
|------------|---|------|---|

MARQUETTE (6-0)

| | | | |
|------------|---|-------|---|
| 11/15/1947 | W | 48-6 | H |
| 11/18/1950 | W | 18-7 | H |
| 10/10/1953 | W | 21-20 | H |
| 11/2/1956 | W | 19-13 | H |
| 10/10/1959 | W | 33-13 | H |
| 10/15/1960 | W | 34-8 | H |

MARYLAND (7-5)

| | | | |
|------------|---|-------|---|
| 11/17/1934 | W | 17-14 | H |
| 11/9/1935 | W | 13-6 | A |
| 9/27/2014 | L | 15-37 | H |
| 11/21/2015 | W | 47-28 | A |
| 10/29/2016 | W | 42-36 | H |
| 10/28/2017 | L | 39-42 | H |
| 11/10/2018 | W | 34-32 | H |
| 10/19/2019 | W | 34-28 | A |
| 11/28/2020 | W | 27-11 | H |
| 10/30/2021 | L | 35-38 | A |
| 10/15/2022 | L | 33-38 | H |
| 9/30/2023 | L | 17-44 | A |

MASSACHUSETTS (1-0)

| | | | |
|----------|---|------|---|
| 9/8/2012 | W | 45-6 | N |
|----------|---|------|---|

MIAMI (FL.) (1-1)

| | | | |
|------------|---|-------|---|
| 10/24/1964 | W | 28-14 | A |
| 10/22/1966 | L | 7-14 | A |

MIAMI (OHIO) (10-3-1)

| | | | |
|------------|---|-------|---|
| 11/16/1897 | W | 22-6 | H |
| 10/24/1914 | W | 48-3 | H |
| 10/9/1915 | W | 41-0 | H |
| 10/24/1925 | W | 25-7 | H |
| 9/27/1930 | W | 14-0 | H |
| 9/30/1933 | W | 7-0 | H |
| 9/18/1943 | T | 7-7 | H |
| 11/6/1954 | L | 0-6 | H |
| 10/25/1958 | W | 12-7 | H |
| 9/17/1966 | L | 10-20 | H |
| 9/24/1977 | L | 20-21 | H |
| 9/12/1992 | W | 16-0 | H |
| 9/10/1994 | W | 35-14 | H |
| 9/14/1996 | W | 21-14 | H |

MICHIGAN (10-62)

| | | | |
|------------|---|------|---|
| 11/3/1900 | L | 0-12 | A |
| 10/12/1901 | L | 0-33 | A |
| 10/11/1902 | L | 0-60 | A |
| 10/17/1903 | L | 0-51 | A |
| 10/10/1925 | L | 0-63 | A |
| 10/13/1928 | W | 6-0 | A |
| 11/7/1931 | L | 0-22 | A |
| 11/5/1932 | L | 0-7 | H |
| 10/12/1935 | L | 0-7 | A |
| 10/10/1938 | W | 14-3 | A |
| 11/6/1943 | L | 6-23 | A |
| 9/30/1944 | W | 20-0 | A |
| 9/22/1945 | W | 13-7 | A |
| 9/28/1946 | L | 0-21 | A |

| | | | |
|------------|---|-------|---|
| 11/8/1947 | L | 0-35 | A |
| 11/13/1948 | L | 0-54 | A |
| 11/12/1949 | L | 7-20 | A |
| 11/11/1950 | L | 7-20 | A |
| 10/13/1951 | L | 14-33 | A |
| 10/11/1952 | L | 13-28 | A |
| 10/30/1954 | W | 13-9 | A |
| 11/12/1955 | L | 0-30 | A |
| 11/16/1956 | L | 26-49 | A |
| 11/16/1957 | L | 13-27 | A |
| 11/15/1958 | W | 8-6 | A |
| 11/14/1959 | W | 26-7 | H |
| 11/12/1960 | L | 7-29 | A |
| 10/21/1967 | W | 27-20 | A |
| 10/19/1968 | L | 22-27 | H |
| 10/30/1971 | L | 7-61 | A |
| 11/4/1972 | L | 7-21 | H |
| 11/3/1973 | L | 13-49 | A |
| 11/2/1974 | L | 7-21 | H |
| 10/25/1975 | L | 7-55 | A |
| 10/23/1976 | L | 0-35 | H |
| 10/25/1979 | L | 21-27 | A |
| 11/1/1980 | L | 0-35 | H |
| 10/3/1981 | L | 17-38 | H |
| 10/2/1982 | L | 10-24 | A |
| 10/1/1983 | L | 18-43 | A |
| 9/29/1984 | L | 6-14 | H |
| 10/26/1985 | L | 15-42 | A |
| 10/25/1986 | L | 14-38 | H |
| 10/24/1987 | W | 14-10 | H |
| 10/22/1988 | L | 6-31 | A |
| 10/28/1989 | L | 10-38 | A |
| 10/27/1990 | L | 19-45 | H |
| 10/19/1991 | L | 16-24 | A |
| 10/17/1992 | L | 3-31 | H |
| 10/21/1995 | L | 17-34 | H |
| 10/19/1996 | L | 20-27 | A |
| 10/4/1997 | L | 0-37 | H |
| 10/24/1998 | L | 10-21 | A |
| 10/30/1999 | L | 31-34 | H |
| 10/14/2000 | L | 0-58 | A |
| 9/27/2003 | L | 17-31 | |



| | | | |
|------------|---|--------|---|
| 10/31/1981 | L | 3-26 | A |
| 10/30/1982 | L | 14-22 | H |
| 10/15/1983 | W | 24-12 | H |
| 10/12/1984 | L | 6-13 | A |
| 11/9/1985 | L | 16-35 | H |
| 11/8/1986 | W | 17-14 | A |
| 11/14/1987 | L | 3-27 | A |
| 11/14/1988 | L | 12-38 | H |
| 11/4/1989 | L | 20-51 | H |
| 11/3/1990 | L | 20-45 | A |
| 10/5/1991 | W | 31-0 | H |
| 10/3/1992 | L | 31-42 | A |
| 10/30/1993 | W | 10-0 | H |
| 10/29/1994 | L | 21-27* | A |

Game later forfeited to IU

| | | | |
|------------|---|-------------|---|
| 11/11/1995 | L | 13-31 | H |
| 11/9/1996 | L | 15-38 | A |
| 10/11/1997 | L | 6-38 | H |
| 10/10/1998 | L | 31-38 (20T) | A |
| 11/10/2001 | W | 37-28 | A |
| 11/9/2002 | L | 21-56 | H |
| 10/4/2003 | L | 3-31 | A |
| 9/25/2004 | L | 20-30 | H |
| 10/3/2007 | L | 27-52 | A |
| 10/13/2008 | W | 46-21 | H |
| 10/29/2005 | L | 15-46 | A |
| 9/27/2008 | L | 29-42 | H |
| 11/9/2011 | L | 3-55 | A |
| 10/6/2012 | L | 27-31 | H |
| 10/12/2013 | L | 28-42 | A |
| 10/18/2014 | L | 17-46 | H |
| 10/24/2015 | L | 26-52 | A |
| 10/1/2016 | W | 24-21 (OT) | H |
| 10/21/2017 | L | 9-17 | A |
| 9/22/2018 | L | 21-35 | H |
| 9/28/2019 | L | 31-40 | A |
| 11/4/2020 | W | 24-0 | A |
| 10/16/2021 | L | 15-20 | H |
| 11/9/2022 | W | 39-31 (20T) | A |
| 11/18/2023 | L | 21-24 | H |

| | | | |
|-----------------------|---|------|---|
| MILLIKIN (1-0) | | | |
| 10/15/1910 | W | 33-0 | H |

| | | | |
|----------------------------|---|-------|----|
| MINNESOTA (26-40-3) | | | |
| 11/24/1966 | L | 6-8 | A |
| 10/27/1917 | L | 9-33 | A |
| 10/18/1919 | L | 6-20 | N |
| 10/23/1920 | W | 21-7 | A |
| 10/22/1921 | L | 0-6 | A |
| 10/14/1922 | L | 0-20 | N* |
| 10/15/1927 | T | 14-14 | H |
| 11/10/1928 | L | 12-21 | H |
| 11/2/1929 | L | 7-19 | A |
| 10/18/1930 | L | 0-6 | A |
| 10/7/1933 | T | 6-6 | A |
| 11/10/1934 | L | 0-30 | A |
| 10/9/1937 | L | 0-6 | A |
| 11/7/1942 | W | 7-0 | A |
| 9/30/1944 | L | 14-19 | A |
| 11/10/1945 | W | 49-0 | A |
| 11/18/1946 | W | 21-0 | A |
| 10/30/1948 | L | 7-30 | A |
| 11/10/1951 | L | 14-16 | A |
| 11/7/1953 | L | 20-28 | A |
| 11/2/1957 | L | 0-34 | A |
| 11/1/1958 | W | 6-0 | H |
| 10/3/1959 | L | 14-24 | A |
| 10/1/1960 | L | 0-42 | A |
| 11/2/1963 | W | 24-6 | A |
| 10/31/1964 | L | 0-21 | H |
| 10/9/1965 | L | 18-42 | A |
| 10/8/1966 | T | 7-7 | H |
| 11/18/1967 | L | 7-33 | H |
| 11/16/1968 | L | 6-20 | H |
| 10/1/1969 | W | 17-7 | H |
| 10/10/1970 | L | 0-23 | A |
| 9/11/1971 | L | 0-28 | A |
| 9/16/1972 | W | 27-23 | H |
| 10/13/1973 | L | 3-24 | A |
| 10/12/1974 | W | 34-3 | H |
| 9/13/1975 | W | 20-14 | H |
| 9/11/1976 | L | 13-32 | H |
| 10/29/1977 | W | 34-22 | H |
| 11/4/1978 | L | 31-32 | A |
| 11/3/1979 | W | 42-24 | H |
| 11/8/1980 | L | 7-31 | A |
| 10/17/1981 | W | 17-16 | H |
| 10/16/1982 | W | 40-21 | A |
| 10/8/1983 | W | 38-31 | H |

| | | | |
|------------|---|-------|---|
| 10/5/1984 | L | 24-33 | A |
| 10/19/1985 | L | 7-22 | H |
| 10/18/1986 | L | 17-19 | A |
| 10/16/1987 | W | 18-17 | A |
| 10/15/1988 | W | 33-13 | H |
| 10/21/1989 | W | 28-18 | H |
| 10/20/1990 | L | 0-12 | A |
| 11/2/1991 | W | 34-8 | H |
| 10/31/1992 | W | 24-17 | A |
| 10/2/1993 | W | 23-19 | A |
| 10/1/1994 | W | 27-20 | H |
| 11/15/1997 | L | 12-24 | A |
| 11/14/1998 | W | 20-19 | H |
| 11/13/1999 | L | 20-44 | A |
| 10/21/2000 | W | 51-43 | H |
| 11/1/2003 | L | 7-55 | A |
| 10/30/2004 | W | 30-21 | H |
| 11/5/2005 | L | 21-42 | H |
| 11/4/2006 | L | 26-63 | A |
| 10/6/2007 | W | 40-20 | H |
| 10/4/2008 | L | 7-16 | A |
| 11/2/2013 | L | 39-42 | H |
| 10/26/2018 | L | 31-38 | A |
| 11/20/2021 | L | 14-35 | H |

| | | | |
|--------------------------|---|-------|----|
| MISSISSIPPI (0-1) | | | |
| 1/2/2021 | L | 20-26 | N% |

| | | | |
|--------------------------------|---|------|---|
| MISSISSIPPI STATE (3-0) | | | |
| 10/9/1920 | W | 24-0 | H |
| 11/13/1926 | W | 19-6 | H |
| 10/29/1932 | W | 19-0 | H |

| | | | |
|-------------------------|---|-------|---|
| MISSOURI (7-3-2) | | | |
| 10/31/1953 | L | 7-14 | H |
| 10/16/1954 | L | 14-20 | A |
| 9/28/1985 | W | 36-17 | A |
| 9/27/1986 | W | 41-24 | A |
| 9/26/1987 | W | 20-17 | H |
| 9/24/1988 | T | 28-28 | A |
| 9/16/1989 | W | 24-7 | H |
| 9/22/1990 | W | 58-7 | H |
| 9/28/1991 | T | 27-27 | A |
| 9/26/1992 | W | 20-10 | H |
| 9/21/2013 | L | 28-45 | H |
| 9/20/2014 | W | 31-27 | A |

| | | | |
|---------------------------|---|------|---|
| MURRAY STATE (1-0) | | | |
| 9/6/2008 | W | 45-3 | H |

| | | | |
|-------------------|---|-------|---|
| NAVY (2-2) | | | |
| 9/21/1985 | W | 38-35 | H |
| 9/20/1986 | W | 52-29 | H |
| 10/20/2012 | L | 30-21 | A |
| 9/7/2013 | L | 35-41 | H |

| | | | |
|--------------------------|---|-------|---|
| NEBRASKA (10-9-3) | | | |
| 10/17/1936 | L | 9-13 | A |
| 10/30/1937 | L | 0-7 | A |
| 10/15/1938 | T | 0-0 | A |
| 9/30/1939 | T | 7-7 | H |
| 10/12/1940 | L | 7-13 | A |
| 10/18/1941 | W | 21-13 | A |
| 10/10/1942 | W | 12-0 | A |
| 10/9/1943 | W | 54-13 | A |
| 10/14/1944 | W | 54-0 | H |
| 10/13/1945 | W | 54-14 | H |
| 10/26/1946 | W | 27-7 | A |
| 9/27/1947 | W | 17-0 | A |
| 9/30/1950 | T | 20-20 | A |
| 10/19/1956 | W | 19-14 | A |
| 10/17/1959 | W | 23-7 | A |
| 9/20/1975 | L | 0-45 | A |
| 9/18/1976 | L | 13-45 | H |
| 10/1/1977 | L | 13-31 | A |
| 9/30/1978 | L | 17-69 | H |
| 10/15/2016 | L | 22-27 | H |
| 10/26/2019 | W | 38-31 | A |
| 10/1/2022 | L | 21-35 | A |

| | | | |
|-------------------------------|---|------|---|
| NOBLESVILLE A.C. (1-1) | | | |
| 10/12/1995 | W | 30-0 | H |
| 10/10/1996 | L | 6-8 | H |

| | | | |
|-----------------------------|---|-------|---|
| NORTH CAROLINA (0-2) | | | |
| 9/6/1997 | L | 6-23 | A |
| 9/11/1999 | L | 30-42 | H |

| | | | |
|-----------------------|---|-------|---|
| NC STATE (0-4) | | | |
| 10/2/1976 | L | 21-24 | H |
| 10/4/1975 | L | 0-27 | A |
| 9/6/2001 | L | 14-35 | A |
| 9/9/2000 | L | 38-41 | H |

| | | | |
|--------------------------|---|-------|---|
| NORTH TEXAS (1-1) | | | |
| 9/24/2011 | L | 21-24 | A |
| 10/4/2014 | W | 49-24 | H |

| | | | |
|--------------------------------|---|-------|---|
| NORTHERN ILLINOIS (1-0) | | | |
| 9/11/1993 | W | 28-10 | H |

| | | | |
|-------------------------------|---|-------------|----|
| NORTHWESTERN (35-47-1) | | | |
| 11/18/1899 | L | 6-11 | A |
| 10/13/1900 | L | 0-12 | H |
| 10/21/1911 | L | 0-5 | A |
| 10/26/1912 | L | 6-21 | H |
| 11/15/1913 | W | 21-20 | H |
| 10/17/1914 | W | 27-0 | H |
| 11/13/1915 | W | 14-6 | A |
| 11/4/1916 | L | 0-7 | H |
| 11/15/1919 | L | 2-3 | A |
| 10/30/1920 | W | 10-7 | A |
| 10/13/1923 | W | 7-6 | N* |
| 11/1/1924 | L | 7-17 | A |
| 10/31/1925 | L | 14-17 | A |
| 10/16/1926 | L | 0-20 | A |
| 10/30/1926 | L | 0-21 | H |
| 11/12/1927 | W | 18-7 | A |
| 11/17/1928 | W | 19-14 | H |
| 11/16/1929 | W | 19-14 | A |
| 11/8/1930 | L | 0-25 | H |
| 11/14/1931 | L | 6-7 | A |
| 10/21/1933 | L | 0-25 | A |
| 10/26/1940 | L | 7-20 | A |
| 11/8/1941 | L | 14-20 | A |
| 9/25/1943 | L | 6-14 | A |
| 10/21/1944 | W | 14-7 | A |
| 9/29/1945 | T | 7-7 | A |
| 10/26/1946 | W | 7-6 | A |
| 10/25/1947 | L | 6-7 | A |
| 10/25/1952 | L | 13-23 | A |
| 11/14/1953 | W | 14-5 | H |
| 11/13/1954 | W | 14-8 | H |
| 10/22/1955 | W | 20-14 | A |
| 10/26/1956 | W | 19-13 | H |
| 10/31/1959 | L | 13-20 | A |
| 10/29/1960 | L | 3-31 | H |
| 11/4/1961 | L | 8-14 | A |
| 11/3/1962 | L | 8-14 | H |
| 9/28/1963 | L | 21-34 | A |
| 9/26/1964 | L | 13-14 | H |
| 9/25/1965 | L | 0-20 | H |
| 9/24/1966 | W | 26-14 | A |
| 11/15/1969 | L | 27-30 | A |
| 11/14/1970 | L | 7-21 | H |
| 10/23/1971 | L | 10-24 | H |
| 10/28/1972 | L | 14-23 | A |
| 11/10/1973 | L | 20-21 | H |
| 11/9/1974 | L | 22-24 | A |
| 10/11/1975 | L | 0-30 | A |
| 10/9/1976 | W | 7-0 | H |
| 10/8/1977 | W | 28-3 | A |
| 10/14/1978 | W | 38-10 | H |
| 10/18/1979 | W | 30-0 | H |
| 10/25/1980 | W | 35-20 | A |
| 9/12/1981 | W | 21-20 | A |
| 9/11/1982 | W | 30-0 | H |
| 9/24/1983 | L | 8-10 | H |
| 9/22/1984 | L | 37-40 | A |
| 10/5/1985 | W | 26-7 | H |
| 10/4/1986 | W | 24-7 | A |
| 10/3/1987 | W | 35-18 | H |
| 10/1/1988 | W | 48-17 | A |
| 10/7/1989 | W | 43-11 | H |
| 10/6/1990 | W | 42-0 | A |
| 10/12/1991 | W | 44-6 | H |
| 10/10/1992 | W | 28-3 | A |
| 10/23/1993 | W | 24-0 | A |
| 10/22/1994 | L | 7-20 | H |
| 9/28/1996 | L | 17-35 | H |
| 9/30/1995 | L | 7-31 | A |
| 10/9/1999 | W | 34-17 | H |
| 10/7/2000 | L | 33-52 | A |
| 11/03/2001 | W | 56-21 | H |
| 11/02/2002 | L | 37-41 | A |
| 10/11/2003 | L | 31-37 (OT) | H |
| 10/9/2004 | L | 24-31 (20T) | A |

| | | | |
|------------|---|-------|---|
| 11/10/2007 | L | 28-31 | A |
| 10/25/2008 | W | 21-19 | H |
| 10/24/2009 | L | 28-29 | A |
| 10/30/2010 | L | 17-20 | H |
| 10/29/2011 | L | 38-59 | H |
| 9/29/2012 | L | 29-44 | A |
| 10/22/2016 | L | 14-24 | A |
| 11/2/2019 | W | 34-3 | H |

| | | | |
|----------------------------|---|-------|----|
| NOTRE DAME (5-23-1) | | | |
| 11/5/1898 | W | 11-5 | A |
| 10/23/1899 | L | 0-17 | A |
| 10/25/1900 | W | 6-0 | H |
| 11/16/1901 | L | 5-18 | A |
| 10/25/1902 | L | 5-11 | H |
| 11/11/1905 | W | 22-5 | H |
| 11/10/1906 | W | 12-0 | A |
| 11/2/1907 | T | 0-0 | A |
| 11/7/1908 | L | 0-11 | A |
| 11/1/1919 | L | 3-16 | N* |
| 11/13/1920 | L | 10-13 | N* |
| 10/29/1921 | L | 7-28 | N* |
| 11/4/1922 | L | 0-27 | A |
| 11/6/1926 | L | 0-26 | A |
| 10/22/1927 | L | 6-19 | H |
| 10/5/1929 | L | 0-14 | H |
| 11/1/1930 | L | 0-27 | A |
| 11/14/1931 | L | 0-25 | H |
| 10/14/1933 | L | 12-12 | H |
| 10/4/1941 | L | 6-19 | A |
| 11/6/1948 | L | 6-42 | H |
| 9/24/1949 | L | 6-49 | A |
| 10/21/1950 | W | 20-7 | H |
| 9/29/1951 | L | 6-48 | A |
| 10/1/1955 | L | 0-19 | A |
| 10/5/1956 | L | 6-20 | A |
| 10/5/1957 | L | 0-26 | A |
| 9/27/1958 | L | 0-18 | A |
| 9/7/1991 | L | 27-49 | A |

| | | | |
|-------------------|---|-------|---|
| OHIO (4-1) | | | |
| 9/28/1929 | L | 0-18 | H |
| 9/26/1931 | W | 7-6 | H |
| 10/1/1932 | W | 7-6 | H |
| 9/29/1934 | W | 27-0 | H |
| 10/29/1955 | W | 21-14 | H |

| | | | |
|-----------------------------|--|--|--|
| OHIO STATE (12-80-5) | | | |
| 11/23/190 | | | |

| | | | |
|------------|---|-------|---|
| 11/11/1961 | L | 7-16 | H |
| 11/10/1962 | L | 7-10 | A |
| 10/5/1963 | L | 0-21 | H |
| 11/6/1965 | L | 10-17 | A |
| 10/3/1964 | L | 9-17 | A |
| 11/5/1966 | L | 0-7 | A |
| 10/16/1971 | L | 7-27 | H |
| 12/21/1972 | L | 7-44 | A |
| 10/20/1973 | L | 7-37 | H |
| 10/19/1974 | L | 9-49 | A |
| 11/1/1975 | L | 14-24 | A |
| 10/30/1976 | L | 7-47 | H |
| 11/12/1977 | L | 7-35 | A |
| 11/18/1978 | L | 18-21 | H |
| 10/11/1979 | L | 6-47 | A |
| 10/18/1980 | L | 17-27 | A |
| 10/24/1981 | L | 10-29 | A |
| 10/23/1982 | L | 25-49 | H |
| 11/5/1983 | L | 17-56 | H |
| 11/3/1984 | L | 7-50 | A |
| 10/12/1985 | L | 7-48 | A |
| 10/11/1986 | L | 22-24 | H |
| 10/10/1987 | W | 31-10 | A |
| 10/8/1988 | W | 41-7 | H |
| 10/14/1989 | L | 31-35 | A |
| 10/13/1990 | T | 27-27 | A |
| 11/16/1991 | L | 16-20 | A |
| 11/14/1992 | L | 10-27 | H |
| 11/13/1993 | L | 17-23 | A |
| 11/12/1994 | L | 17-32 | H |
| 11/18/1995 | L | 3-42 | A |
| 11/16/1996 | L | 17-27 | H |
| 10/18/1997 | L | 0-31 | A |
| 10/31/1998 | L | 7-38 | H |
| 10/3/2009 | L | 14-33 | H |
| 10/22/2005 | L | 10-41 | H |
| 10/21/2006 | L | 3-44 | A |
| 10/23/2004 | L | 7-30 | A |
| 10/25/2003 | L | 6-35 | H |
| 9/28/2002 | L | 17-45 | A |
| 9/29/2001 | L | 14-27 | H |
| 10/9/2010 | L | 10-38 | A |
| 11/5/2011 | L | 20-34 | A |
| 10/13/2012 | L | 49-52 | H |
| 11/23/2013 | L | 14-42 | A |
| 11/22/2014 | L | 27-42 | A |
| 10/3/2015 | L | 27-34 | H |
| 10/8/2016 | L | 17-38 | A |
| 8/31/2017 | L | 21-49 | H |
| 10/6/2018 | L | 26-49 | A |
| 9/14/2019 | L | 10-51 | H |
| 11/21/2020 | L | 35-42 | A |
| 10/23/2021 | L | 7-54 | H |
| 11/12/2022 | L | 14-56 | A |
| 9/2/2023 | L | 3-23 | H |

OKLAHOMA (1-0)

| | | | |
|-----------|---|------|---|
| 10/6/1928 | W | 10-7 | A |
|-----------|---|------|---|

OKLAHOMA STATE (0-1-1)

| | | | |
|------------|---|-------|----|
| 10/11/1930 | T | 7-7 | H |
| 12/31/2007 | L | 33-49 | N% |

OREGON (1-2)

| | | | |
|------------|---|-------|---|
| 11/16/1963 | L | 22-28 | N |
| 11/14/1964 | L | 21-29 | H |
| 9/11/2004 | W | 30-24 | A |

OREGON STATE (1-2)

| | | | |
|-----------|---|-------|---|
| 10/8/1960 | L | 6-20 | H |
| 11/9/1963 | W | 20-15 | H |
| 11/7/1964 | L | 14-24 | A |

PACIFIC (1-0)

| | | | |
|-----------|---|------|---|
| 10/2/1954 | W | 34-6 | H |
|-----------|---|------|---|

PENN STATE (2-25)

| | | | |
|------------|---|------------|----|
| 11/6/1993 | L | 31-38 | A |
| 11/5/1994 | L | 29-35 | H |
| 10/28/1995 | L | 21-45 | A |
| 10/26/1996 | L | 26-48 | H |
| 9/25/1999 | L | 24-45 | A |
| 10/28/2000 | L | 24-27 | N% |
| 11/17/2001 | L | 14-28 | A |
| 11/16/2002 | L | 25-58 | H |
| 11/5/2003 | L | 7-52 | A |
| 11/13/2004 | L | 18-22 | H |
| 10/20/2007 | L | 31-36 | H |
| 11/15/2008 | L | 7-34 | A |
| 11/14/2009 | L | 20-31 | A |
| 11/20/2010 | L | 24-41 | N |
| 10/1/2011 | L | 10-16 | H |
| 11/17/2012 | L | 22-45 | A |
| 10/5/2013 | W | 44-24 | H |
| 11/8/2014 | L | 7-13 | H |
| 10/10/2015 | L | 7-29 | A |
| 11/12/2016 | L | 31-45 | H |
| 9/30/2017 | L | 14-45 | A |
| 10/20/2018 | L | 28-33 | H |
| 11/16/2019 | L | 27-34 | A |
| 10/24/2020 | W | 36-35 (OT) | H |
| 10/2/2021 | L | 0-24 | A |
| 11/5/2022 | L | 14-45 | H |
| 10/28/2023 | L | 24-33 | A |

PITTSBURGH (7-2)

| | | | |
|------------|---|-------|---|
| 10/17/1942 | W | 19-7 | A |
| 11/18/1944 | W | 47-0 | H |
| 11/17/1945 | W | 19-0 | A |
| 11/2/1946 | W | 20-6 | H |
| 10/18/1947 | W | 41-6 | H |
| 10/23/1948 | L | 14-21 | A |
| 10/22/1949 | W | 48-14 | H |
| 10/6/1951 | W | 13-6 | A |
| 11/1/1952 | L | 7-28 | A |

PURDUE (42-77-6)

| | | | |
|------------|---|---------|---|
| 10/31/1891 | L | 0-60 | H |
| 10/29/1892 | L | 0-68 | H |
| 10/14/1893 | L | 0-64 | H |
| 11/24/1894 | L | Forfeit | H |
| 10/30/1897 | L | 6-20 | A |
| 11/12/1898 | L | 0-14 | A |
| 11/30/1899 | W | 17-5 | H |
| 11/29/1900 | W | 24-5 | H |
| 10/26/1901 | W | 11-6 | H |
| 11/15/1902 | L | 0-39 | A |
| 11/12/1904 | L | 0-4 | A |
| 10/28/1905 | T | 11-11 | A |
| 11/21/1908 | W | 10-4 | A |
| 11/20/1909 | W | 36-3 | A |
| 11/19/1910 | W | 15-0 | A |
| 11/25/1911 | L | 5-12 | H |
| 11/23/1912 | L | 7-34 | A |
| 11/22/1913 | L | 7-42 | H |
| 11/21/1914 | L | 13-23 | A |
| 11/20/1915 | L | 0-7 | H |
| 11/25/1916 | T | 0-0 | A |
| 11/24/1917 | W | 37-0 | H |
| 11/20/1920 | W | 10-7 | A |
| 11/19/1921 | W | 3-0 | H |
| 11/25/1922 | T | 7-7 | A |
| 11/24/1923 | W | 3-0 | H |
| 11/22/1924 | L | 7-26 | A |
| 11/21/1925 | T | 0-0 | H |
| 11/20/1926 | L | 14-24 | A |
| 11/19/1927 | L | 6-21 | H |
| 11/24/1928 | L | 0-14 | A |
| 11/23/1929 | L | 0-32 | H |
| 11/22/1930 | W | 7-6 | A |
| 11/21/1931 | L | 0-19 | H |
| 11/19/1932 | L | 7-25 | A |
| 11/25/1933 | L | 3-19 | H |
| 11/24/1934 | W | 17-6 | A |
| 11/23/1935 | W | 7-0 | A |
| 11/21/1936 | T | 20-20 | A |
| 11/20/1937 | L | 7-13 | H |
| 11/19/1938 | L | 6-13 | A |
| 11/25/1939 | L | 6-7 | H |
| 11/23/1940 | W | 3-0 | A |
| 11/22/1941 | W | 7-0 | H |
| 11/21/1942 | W | 20-0 | A |
| 11/20/1943 | L | 0-7 | H |
| 11/25/1944 | W | 14-6 | A |
| 11/24/1945 | W | 26-0 | H |
| 11/23/1946 | W | 34-20 | A |

| | | | |
|------------|---|-------------|---|
| 11/22/1947 | W | 16-14 | H |
| 11/20/1948 | L | 0-39 | A |
| 11/19/1949 | L | 6-14 | H |
| 11/25/1950 | L | 0-13 | A |
| 11/24/1951 | L | 13-21 | H |
| 11/22/1952 | L | 16-21 | A |
| 11/21/1953 | L | 0-30 | H |
| 11/20/1954 | L | 7-13 | A |
| 11/19/1955 | L | 4-6 | H |
| 11/23/1956 | L | 20-39 | H |
| 11/23/1957 | L | 13-35 | H |
| 11/22/1958 | T | 15-15 | A |
| 11/21/1959 | L | 7-10 | H |
| 11/19/1960 | L | 6-35 | A |
| 11/25/1961 | L | 12-34 | H |
| 11/17/1962 | W | 12-7 | H |
| 11/30/1963 | L | 15-21 | H |
| 11/21/1964 | L | 22-28 | A |
| 11/20/1965 | L | 21-26 | H |
| 11/19/1966 | L | 6-51 | A |
| 11/25/1967 | W | 19-14 | H |
| 11/23/1968 | L | 35-38 | A |
| 11/22/1969 | L | 21-44 | H |
| 11/21/1970 | L | 0-40 | A |
| 11/20/1971 | W | 38-31 | H |
| 11/25/1972 | L | 7-42 | A |
| 11/24/1973 | L | 23-28 | H |
| 11/23/1974 | L | 17-38 | A |
| 11/22/1975 | L | 7-9 | H |
| 11/20/1976 | W | 20-14 | A |
| 11/19/1977 | W | 21-10 | H |
| 11/25/1978 | L | 7-20 | A |
| 11/17/1979 | L | 21-37 | H |
| 11/22/1980 | L | 23-24 | A |
| 11/21/1981 | W | 20-17 | H |
| 11/20/1982 | W | 13-7 | A |
| 11/19/1983 | L | 30-31 | H |
| 11/17/1984 | L | 24-31 | A |
| 11/23/1985 | L | 21-34 | H |
| 11/22/1986 | L | 15-17 | A |
| 11/21/1987 | W | 35-14 | H |
| 11/21/1988 | W | 52-7 | A |
| 11/25/1989 | L | 14-15 | H |
| 11/24/1990 | W | 28-14 | A |
| 11/23/1991 | W | 24-22 | H |
| 11/21/1992 | L | 10-13 | A |
| 11/20/1993 | W | 24-17 | H |
| 11/19/1994 | W | 33-29 | A |
| 11/24/1995 | L | 14-51 | H |
| 11/23/1996 | W | 33-16 | A |
| 11/22/1997 | L | 7-56 | H |
| 11/21/1998 | L | 7-52 | A |
| 11/20/1999 | L | 24-30 | H |
| 11/18/2000 | L | 13-41 | A |
| 11/24/2001 | W | 13-7 | H |
| 11/23/2002 | L | 10-34 | A |
| 11/22/2003 | L | 16-24 | H |
| 11/20/2004 | L | 24-63 | A |
| 11/19/2005 | L | 14-41 | H |
| 11/18/2006 | L | 19-28 | A |
| 11/17/2007 | W | 27-24 | H |
| 11/22/2008 | L | 10-62 | A |
| 11/21/2009 | L | 21-38 | H |
| 11/27/2010 | W | 34-31 (OT) | A |
| 11/26/2011 | L | 25-33 | H |
| 11/24/2012 | L | 35-56 | A |
| 11/30/2013 | W | 56-36 | H |
| 11/29/2014 | W | 23-16 | H |
| 11/28/2015 | W | 54-36 | H |
| 11/26/2016 | W | 26-24 | H |
| 11/25/2017 | L | 24-31 | A |
| 11/24/2018 | L | 21-28 | H |
| 11/30/2019 | W | 44-41 (2OT) | A |
| 11/27/2021 | L | 7-44 | A |
| 11/26/2022 | L | 16-30 | H |
| 11/25/2023 | L | 31-35 | A |

RICE (2-0)

| | | | |
|-----------|---|-------|---|
| 9/12/1987 | W | 35-13 | H |
| 9/10/1988 | W | 41-14 | A |

ROSE POLYTECH (7-0-1)

| | | | |
|------------|---|------|---|
| 11/23/1895 | W | 8-4 | H |
| 10/16/1897 | W | 12-0 | A |
| 10/16/1897 | T | 6-6 | H |
| 10/8/1898 | W | 16-0 | H |
| 10/7/1899 | W | 16-0 | H |
| 10/5/1901 | W | 56-0 | H |
| 9/27/1924 | W | 65-0 | H |
| 11/14/1925 | W | 32-7 | H |

RUTGERS (5-5)

| | | | |
|------------|---|-------|---|
| 11/15/2014 | L | 23-45 | A |
| 10/17/2015 | L | 52-55 | H |
| 11/5/2016 | W | 33-27 | A |
| 11/18/2017 | W | 41-0 | H |
| 9/29/2018 | W | 24-17 | A |
| 10/12/2019 | W | 35-0 | H |
| 10/31/2020 | W | 37-21 | A |
| 11/13/2021 | L | 3-38 | H |
| 10/22/2022 | L | 17-24 | A |
| 10/21/2023 | L | 14-31 | H |

SAINT LOUIS (2-0)

| | | | |
|------------|---|------|---|
| 10/30/1909 | W | 30-0 | A |
| 10/13/1917 | W | 40-0 | H |

SOUTH CAROLINA (1-0)

| | | | |
|------------|---|-------|----|
| 12/28/1988 | W | 34-10 | N% |
|------------|---|-------|----|

SOUTH CAROLINA STATE (1-0)

| | | | |
|-----------|---|-------|---|
| 9/17/2011 | W | 38-21 | H |
|-----------|---|-------|---|

SOUTHERN ILLINOIS (1-1)

| | | | |
|-----------|---|-------|---|
| 9/16/2006 | L | 28-35 | H |
| 9/5/2015 | W | 48-47 | H |

SMU (0-1)

| | | | |
|------------|---|------|---|
| 10/25/1930 | L | 0-27 | A |
|------------|---|------|---|

SOUTHERN MISS (1-0)

| | | | |
|-----------|---|-------|---|
| 9/23/1995 | W | 27-26 | H |
|-----------|---|-------|---|

SYRACUSE (4-3)

| | | | |
|------------|---|-------|---|
| 11/22/1919 | W | 12-6 | H |
| 10/17/1925 | L | 0-14 | H |
| 11/7/1936 | W | 9-7 | H |
| 10/2/1971 | L | 0-7 | H |
| 10/7/1972 | W | 10-2 | A |
| 9/26/1981 | L | 7-21 | A |
| 9/25/1982 | W | 17-10 | H |

TEMPLE (1-0-1)

| | | | |
|------------|---|------|---|
| 10/13/1934 | T | 6-6 | A |
| 10/18/1952 | W | 33-0 | H |

TENNESSEE (0-2)

| | | |
|----------|---|-------|
| 1/2/1988 | L | 22-27 |
|----------|---|-------|

| USC (0-4) | | | | |
|-----------|---|-------|----|--|
| 10/3/1953 | L | 14-27 | A | |
| 1/1/1968 | L | 3-14 | N% | |
| 9/19/1981 | L | 0-21 | H | |
| 9/18/1982 | L | 7-28 | A | |

| UTAH (1-3) | | | | |
|------------|---|-------|----|--|
| 9/27/1975 | W | 31-7 | H | |
| 9/22/2001 | L | 26-28 | H | |
| 9/07/2002 | L | 13-40 | A | |
| 12/28/2016 | L | 24-26 | N% | |

| VANDERBILT (2-0) | | | | |
|------------------|---|-------|---|--|
| 10/28/1899 | W | 20-0 | A | |
| 9/15/1979 | W | 44-13 | H | |

| VILLANOVA (2-0) | | | | |
|-----------------|---|------|---|--|
| 10/15/1955 | W | 14-7 | H | |
| 10/26/1957 | W | 14-7 | H | |

| VINCENNES (2-0) | | | | |
|-----------------|---|------|---|--|
| 10/20/1900 | W | 62-0 | H | |
| 11/22/1902 | W | 33-0 | H | |

| VIRGINIA (2-2) | | | | |
|----------------|---|-------|---|--|
| 10/10/2009 | L | 7-47 | A | |
| 9/10/2011 | L | 31-34 | H | |
| 9/9/2017 | W | 34-17 | A | |
| 9/8/2018 | W | 20-16 | H | |

| VIRGINIA TECH (0-1) | | | | |
|---------------------|---|-------|----|--|
| 12/31/1993 | L | 20-45 | N% | |

| WABASH (14-6) | | | | |
|---------------|---|-------|---|--|
| 11/16/1889 | L | 2-40 | H | |
| 11/14/1891 | L | 0-25 | H | |
| 11/12/1892 | W | 36-24 | H | |
| 10/21/1893 | L | 12-24 | H | |
| 10/27/1894 | L | 0-46 | H | |
| 11/28/1895 | W | 12-10 | H | |
| 11/7/1896 | W | 38-0 | H | |
| 9/28/1901 | W | 24-6 | H | |
| 10/4/1902 | W | 34-0 | H | |
| 9/26/1903 | L | 0-5 | H | |
| 11/5/1904 | W | 4-0 | H | |
| 11/18/1905 | W | 40-0 | H | |
| 10/20/1906 | W | 12-5 | A | |
| 10/6/1917 | W | 51-0 | H | |
| 9/27/1919 | W | 20-7 | H | |
| 11/17/1923 | L | 6-29 | H | |
| 11/15/1924 | W | 21-7 | H | |
| 9/29/1928 | W | 14-0 | H | |
| 9/28/1929 | W | 19-2 | H | |
| 10/2/1943 | W | 52-0 | H | |

| WAKE FOREST (1-1) | | | | |
|-------------------|---|-------|---|--|
| 9/26/2015 | W | 31-24 | A | |
| 9/14/2016 | L | 28-33 | H | |

| WASHINGTON (2-1) | | | | |
|------------------|---|-------|---|--|
| 9/25/1976 | W | 20-13 | A | |
| 9/23/1978 | W | 14-7 | H | |
| 9/6/2003 | L | 13-38 | A | |

| WASHINGTON - ST. LOUIS (3-0) | | | | |
|------------------------------|---|------|---|--|
| 10/22/1904 | W | 22-6 | A | |
| 10/21/1905 | W | 39-0 | H | |
| 10/28/1911 | W | 12-0 | H | |

| WASHINGTON & LEE (0-0-1) | | | | |
|--------------------------|---|-----|---|--|
| 10/30/1915 | T | 7-7 | H | |

| WASHINGTON STATE (1-2) | | | | |
|------------------------|---|-------|---|--|
| 10/21/1961 | W | 33-7 | H | |
| 10/20/1962 | L | 15-21 | A | |
| 10/23/1965 | L | 7-8 | H | |

| WEST VIRGINIA (3-3) | | | | |
|---------------------|---|-------|---|--|
| 11/1/1922 | L | 0-33 | H | |
| 10/6/1973 | W | 28-14 | A | |
| 10/3/1970 | L | 10-16 | H | |
| 11/18/1961 | W | 17-9 | A | |
| 10/4/1958 | W | 13-12 | H | |
| 10/5/1974 | L | 0-24 | H | |

| WESTERN KENTUCKY (5-0) | | | | |
|------------------------|---|------------|---|--|
| 8/30/2008 | W | 31-13 | H | |
| 9/18/2010 | W | 38-21 | A | |
| 9/19/2015 | W | 38-35 | H | |
| 9/25/2021 | W | 33-31 | A | |
| 9/17/2022 | W | 33-30 (OT) | H | |

| WESTERN MICHIGAN (5-0) | | | | |
|------------------------|---|-------|---|--|
| 9/9/1995 | W | 24-10 | H | |
| 9/12/1998 | W | 45-30 | H | |
| 9/2/2006 | W | 39-20 | H | |
| 9/8/2007 | W | 37-27 | A | |
| 9/12/2009 | W | 23-19 | H | |

| WILLIAM & MARY (1-0) | | | | |
|----------------------|---|-------|---|--|
| 8/31/2002 | W | 25-17 | H | |

| WISCONSIN (20-41-2) | | | | |
|---------------------|---|-------|----|--|
| 11/9/1907 | L | 8-11 | A | |
| 10/17/1908 | L | 0-16 | H | |
| 10/23/1909 | L | 3-6 | A | |
| 10/22/1910 | W | 12-3 | N* | |
| 10/21/1922 | L | 0-20 | A | |
| 10/20/1923 | L | 0-52 | H | |
| 10/23/1926 | L | 2-27 | A | |
| 10/29/1938 | L | 0-6 | A | |
| 10/14/1939 | W | 14-0 | A | |
| 11/16/1940 | L | 10-27 | A | |
| 10/25/1941 | L | 25-27 | A | |
| 10/23/1943 | W | 34-0 | H | |
| 10/4/1947 | T | 7-7 | H | |
| 9/25/1948 | W | 35-7 | A | |
| 10/29/1949 | L | 14-30 | H | |
| 11/3/1951 | L | 0-6 | A | |
| 11/15/1952 | L | 14-37 | H | |
| 10/7/1961 | L | 3-6 | H | |
| 10/6/1962 | L | 6-30 | A | |
| 11/4/1967 | W | 14-9 | H | |
| 11/2/1968 | W | 21-20 | A | |
| 10/25/1969 | L | 34-36 | A | |
| 10/24/1970 | L | 12-30 | H | |
| 10/9/1971 | L | 29-35 | A | |
| 10/14/1972 | W | 33-7 | H | |
| 10/27/1973 | L | 7-31 | A | |
| 10/26/1974 | L | 25-35 | H | |
| 11/15/1975 | T | 9-9 | A | |
| 11/13/1976 | W | 15-14 | H | |
| 9/10/1977 | L | 14-30 | H | |
| 10/7/1978 | L | 7-34 | A | |
| 10/4/1979 | W | 3-0 | A | |
| 10/11/1980 | W | 24-0 | H | |
| 11/7/1981 | L | 7-28 | H | |
| 11/6/1982 | W | 20-17 | A | |
| 10/22/1983 | L | 14-45 | A | |
| 10/19/1984 | L | 16-20 | H | |
| 11/2/1985 | L | 20-31 | A | |
| 11/1/1986 | W | 21-7 | H | |
| 11/11/1989 | W | 45-17 | A | |
| 11/10/1990 | W | 20-7 | H | |
| 10/26/1991 | W | 28-20 | A | |
| 10/24/1992 | W | 10-3 | H | |
| 9/25/1993 | L | 15-27 | H | |
| 9/24/1994 | L | 13-62 | A | |
| 9/27/1997 | L | 26-27 | A | |
| 10/3/1998 | L | 20-24 | H | |
| 10/16/1999 | L | 0-59 | A | |
| 11/11/2000 | L | 22-43 | H | |
| 10/06/2001 | W | 63-32 | A | |
| 10/12/2002 | W | 32-29 | H | |
| 10/1/2005 | L | 24-41 | A | |
| 9/30/2006 | L | 17-52 | H | |
| 10/27/2007 | L | 3-33 | A | |
| 11/8/2008 | L | 20-55 | H | |
| 11/7/2009 | L | 28-31 | H | |
| 11/13/2010 | L | 20-43 | A | |
| 10/15/2011 | L | 7-59 | A | |
| 11/10/2012 | L | 14-62 | H | |
| 11/16/2013 | L | 3-51 | A | |
| 11/4/2017 | L | 17-45 | H | |
| 12/5/2020 | W | 14-6 | A | |
| 11/4/2023 | W | 20-14 | H | |

| XAVIER (0-1) | | | | |
|--------------|---|-----|---|--|
| 11/18/1933 | L | 0-6 | A | |

NOTES

Venue Notes

% - Bowl Game
 * - Washington Park; Indianapolis, Ind.
 # - Lucas Oil Stadium; Indianapolis, Ind.
 \$ - Hoosier Dome/RCA Dome; Indianapolis, Ind.

NCAA Scoring History

1882-83: Touchdown (2 pts); extra point (4 pts); field goal (5 pts); safety (1 pt).
 1884-97: Touchdown (4 pts); extra point (2 pts); field goal (5 pts); safety (2 pts).
 1898-1903: Touchdown (5 pts); extra point (1 pt); field goal (5 pts); safety (2 pts).
 1904-08: Touchdown (5 pts); extra point (1 pt); field goal (4 pts); safety (2 pts).
 1909-11: Touchdown (5 pts); extra point (1 pt); field goal (3 pts); safety (2 pts).
 1912-57: Touchdown (6 pts); extra point (1 pt); field goal (3 pts); safety (2 pts).
 1958-present: Touchdown (6 pts); extra point (1 pt, kick, 2 pts, run or pass); field goal (3 pts); safety (2 pts).

NOTE: Defensive extra point (2 pts) added during the 1988 season.

ALL-TIME RECORD VS. OPPONENTS

| OPPONENT | W | L | T | Pct. |
|--------------------------|-----------|-----------|----------|--------------|
| Akron | 4 | 0 | 0 | 1.000 |
| Arizona | 2 | 2 | 0 | .500 |
| Arkansas State | 1 | 0 | 0 | 1.000 |
| Auburn | 0 | 1 | 0 | .000 |
| Ball State | 7 | 3 | 0 | .700 |
| Baylor | 2 | 1 | 0 | .667 |
| Bedford | 1 | 0 | 0 | 1.000 |
| Boston College | 0 | 1 | 0 | .000 |
| Bowling Green | 1 | 1 | 0 | .500 |
| BYU | 1 | 0 | 0 | 1.000 |
| Butler | 5 | 5 | 0 | .500 |
| California | 0 | 2 | 0 | .000 |
| Camp Taylor | 0 | 1 | 0 | .000 |
| Central Michigan | 3 | 1 | 0 | .750 |
| Centre | 3 | 1 | 0 | .750 |
| Charleston Southern | 1 | 0 | 0 | 1.000 |
| Charlotte | - | - | - | - |
| Chicago | 5 | 20 | 1 | .212 |
| Cincinnati | 9 | 5 | 2 | .625 |
| Colgate | 0 | 1 | 0 | .000 |
| Colorado | 1 | 3 | 0 | .250 |
| Connecticut | 1 | 2 | 0 | .333 |
| Cornell (Iowa) | 1 | 0 | 0 | 1.000 |
| Danville A.C. | 1 | 0 | 0 | 1.000 |
| DePauw | 23 | 8 | 3 | .742 |
| Detroit | 0 | 1 | 0 | .000 |
| Duke | 2 | 2 | 0 | .500 |
| Earlham | 3 | 0 | 0 | 1.000 |
| Eastern Illinois | 1 | 0 | 0 | 1.000 |
| Eastern Kentucky | 1 | 0 | 0 | 1.000 |
| Eastern Michigan | 1 | 0 | 0 | 1.000 |
| Florida | 1 | 0 | 0 | 1.000 |
| FIU | 3 | 0 | 0 | 1.000 |
| Florida State | 0 | 1 | 0 | .000 |
| Fordham | 0 | 1 | 0 | .000 |
| Fort Harrison | 1 | 0 | 0 | 1.000 |
| Fort Knox | 2 | 0 | 0 | 1.000 |
| Franklin | 5 | 1 | 0 | .833 |
| Georgia Southern | 1 | 0 | 0 | 1.000 |
| Great Lakes | 0 | 1 | 0 | .000 |
| Hanover | 1 | 0 | 0 | 1.000 |
| Harvard | 0 | 2 | 0 | .000 |
| Idaho | 2 | 0 | 0 | 1.000 |
| Illinois | 26 | 46 | 2 | .360 |
| Indiana Medics | 1 | 0 | 0 | 1.000 |
| Indiana State | 7 | 0 | 0 | 1.000 |
| Indiana Training | 1 | 0 | 0 | 1.000 |
| Indianapolis Art Iowa | 0 | 1 | 0 | .000 |
| Iowa Seahawks | 28 | 46 | 4 | .385 |
| Kalamazoo | 0 | 1 | 0 | .000 |
| Kansas | 1 | 1 | 0 | .500 |
| Kansas State | 3 | 2 | 0 | .600 |
| Kentucky | 18 | 17 | 1 | .514 |
| Knightstown A.C. | 1 | 0 | 0 | 1.000 |
| Lake Forest | 1 | 0 | 0 | 1.000 |
| LSU | 1 | 2 | 0 | .333 |
| Louisville | 2 | 1 | 0 | .667 |
| Louisville A.C. | 3 | 0 | 1 | .875 |
| Manual Training | 1 | 0 | 0 | 1.000 |
| Marquette | 6 | 0 | 0 | 1.000 |
| Maryland | 7 | 5 | 0 | .583 |
| Massachusetts | 1 | 0 | 0 | 1.000 |
| Miami (Fla.) | 1 | 1 | 0 | .500 |
| Miami (Ohio) | 10 | 3 | 1 | .750 |
| Michigan | 10 | 62 | 0 | .139 |
| Michigan State | 18 | 50 | 2 | .271 |

| OPPONENT | W | L | T | Pct. |
|-------------------------|-----------|-----------|----------|-------------|
| Millikin | 1 | 0 | 0 | 1.000 |
| Minnesota | 26 | 40 | 3 | .399 |
| Mississippi | 0 | 1 | 0 | .000 |
| Mississippi State | 3 | 0 | 0 | 1.000 |
| Missouri | 7 | 3 | 2 | .667 |
| Murray State | 1 | 0 | 0 | 1.000 |
| Navy | 2 | 2 | 0 | .500 |
| Nebraska | 10 | 9 | 3 | .523 |
| Noblesville A.C. | 1 | 1 | 0 | .500 |
| North Carolina | 0 | 2 | 0 | .000 |
| NC State | 0 | 4 | 0 | .000 |
| North Texas | 1 | 1 | 0 | .500 |
| Northern Illinois | 1 | 0 | 0 | 1.000 |
| Northwestern | 35 | 47 | 1 | .428 |
| Notre Dame | 5 | 23 | 1 | .190 |
| Ohio | 4 | 1 | 0 | .800 |
| Ohio State | 12 | 80 | 5 | .149 |
| Oklahoma | 1 | 0 | 0 | 1.000 |
| Oklahoma State | 0 | 1 | 1 | .250 |
| Oregon | 1 | 2 | 0 | .333 |
| Oregon State | 1 | 2 | 0 | .333 |
| Pacific | 1 | 0 | 0 | 1.000 |
| Penn State | 2 | 25 | 0 | .074 |
| Pittsburgh | 7 | 2 | 0 | .778 |
| Purdue | 42 | 77 | 6 | .360 |
| Rice | 2 | 0 | 0 | 1.000 |
| Rose Polytech | 7 | 0 | 1 | .938 |
| Rutgers | 5 | 5 | 0 | .500 |
| Saint Louis | 2 | 0 | 0 | 1.000 |
| South Carolina | 1 | 0 | 0 | 1.000 |
| South Carolina State | 1 | 0 | 0 | 1.000 |
| Southern Illinois | 1 | 1 | 0 | .500 |
| SMU | 0 | 1 | 0 | .000 |
| Southern Miss | 1 | 0 | 0 | 1.000 |
| Syracuse | 4 | 3 | 0 | .571 |
| Temple | 1 | 0 | 1 | .750 |
| Tennessee | 0 | 2 | 0 | .000 |
| Texas | 0 | 3 | 0 | .000 |
| TCU | 0 | 4 | 0 | .000 |
| Toledo | 3 | 0 | 0 | 1.000 |
| Towson | 1 | 0 | 0 | 1.000 |
| Transylvania | 1 | 1 | 0 | .500 |
| Tufts | 0 | 1 | 0 | .000 |
| Tulsa | 1 | 0 | 0 | 1.000 |
| UCLA | - | - | - | - |
| USC | 0 | 4 | 0 | .000 |
| Utah | 1 | 3 | 0 | .250 |
| Vanderbilt | 2 | 0 | 0 | 1.000 |
| Villanova | 2 | 0 | 0 | 1.000 |
| Vincennes | 2 | 0 | 0 | 1.000 |
| Virginia | 2 | 2 | 0 | .500 |
| Virginia Tech | 0 | 1 | 0 | .000 |
| Wabash | 14 | 6 | 0 | .700 |
| Wake Forest | 1 | 1 | 0 | .500 |
| Washington | 2 | 1 | 0 | .667 |
| Washington-St. Louis | 3 | 0 | 0 | 1.000 |
| Washington & Lee | 0 | 0 | 1 | .500 |
| Washington State | 1 | 2 | 0 | .333 |
| West Virginia | 3 | 3 | 0 | .500 |
| Western Illinois | - | - | - | - |
| Western Kentucky | 5 | 0 | 0 | 1.000 |
| Western Michigan | 5 | 0 | 0 | 1.000 |
| William & Mary | 1 | 0 | 0 | 1.000 |
| Wisconsin | 20 | 41 | 2 | .333 |
| Xavier | 0 | 1 | 0 | .000 |

RECORD VS. CONFERENCES

Record reflects opponent's conference at time of game

| CONFERENCE | W | L | T | Pct. |
|--------------------------|------------|------------|-----------|-------------|
| American Athletic | 1 | 2 | 0 | .333 |
| ACC | 8 | 15 | 0 | .348 |
| Big East | 15 | 11 | 1 | .574 |
| Big Sky | 2 | 0 | 0 | 1.000 |
| Big Ten | 224 | 529 | 24 | .304 |
| Big 12 | 23 | 19 | 6 | .542 |
| Conference USA | 19 | 7 | 2 | .714 |
| Ivy League | 1 | 2 | 0 | .333 |
| Mid-American | 41 | 9 | 1 | .814 |
| Pac-12 | 7 | 15 | 0 | .318 |
| SEC | 27 | 23 | 1 | .539 |
| Sun Belt | 3 | 1 | 0 | .750 |
| Mountain West | 2 | 2 | 0 | .500 |
| WAC | 3 | 1 | 0 | .750 |
| Independent | 8 | 25 | 1 | .250 |

- Bold indicates 2024 opponent

MOST VICTORIES VS. FBS OPPONENTS

| Opponent | Victories |
|----------------|-----------|
| Purdue | 42 |
| Northwestern | 35 |
| Iowa | 28 |
| Illinois | 26 |
| Minnesota | 26 |
| Wisconsin | 20 |
| Kentucky | 18 |
| Michigan State | 18 |

THE OLD BRASS SPITTOON

The Old Brass Spittoon has been awarded to the winner of the Indiana-Michigan State football game since the trophy's inception in 1950.

The trophy was initiated by the junior and senior classes and student council at MSU and was quickly accepted by the IU Student Senate.

The spittoon came from one of Michigan's earliest trading posts and is widely believed to be over 200 years old. Legend holds that the spittoon was around when both institutions were founded (IU - 1820, MSU - 1855).

Indiana and Michigan State have faced each other since 1922 and the trophy became a part of the series 28 years after the first meeting.



The Hoosiers downed the Spartans, 39-31, in double overtime on the road in 2022.

| SERIES RECORD | |
|------------------------|----------------------------------|
| Overall Series | MSU leads 50-18-2 |
| <i>In Bloomington</i> | MSU leads 24-10-1 |
| <i>In East Lansing</i> | MSU leads 26-8-1 |
| Spittoon Game | MSU leads 50-15-1 (1950-present) |

| MOST POINTS | |
|------------------------|------------------|
| Indiana | 46 - 2006 |
| <i>IU at Home</i> | 46 - 2006 |
| <i>IU on the Road</i> | 39 - 2022 |
| Michigan State | 56 - 2002 & 2014 |
| <i>MSU at Home</i> | 55 - 2011 |
| <i>MSU on the Road</i> | 56 - 2002 & 2014 |

| MARGIN OF VICTORY | |
|------------------------|-------------------|
| Indiana | 31 (31-0) - 1991 |
| <i>IU at Home</i> | 31 (31-0) - 1991 |
| <i>IU on the Road</i> | 24 (24-0) - 2020 |
| Michigan State | 54 (0-54) - 1957 |
| <i>MSU at Home</i> | 54 (0-54) - 1957 |
| <i>MSU on the Road</i> | 39 (17-56) - 2014 |

| WINNING STREAKS | |
|-----------------|-------------|
| Indiana | 3 - 1967-69 |
| Michigan State | 8 - 1950-57 |

| INDIANA RECORD BY DECADE | |
|--------------------------|-------|
| 1920s | 2-0 |
| 1930s | 0-0-1 |
| 1940s | 1-0 |
| 1950s | 1-9 |
| 1960s | 4-6 |
| 1970s | 0-6-1 |
| 1980s | 2-7 |
| 1990s | 3-6 |
| 2000s | 2-6 |
| 2010s | 1-8 |
| 2020s | 2-2 |

| ALL-TIME OLD BRASS SPITTOON GAME RESULTS | | | | | | | | | | | | | | |
|--|-----|----|-----|-----|-------------------------|---|----|----|---------|------------|---|----|----|---------|
| Year | W/L | IU | MSU | H/A | 11/6/1976 | L | 0 | 23 | A | 11/19/2011 | L | 3 | 55 | A |
| 10/28/1922 ^A | W | 14 | 6 | H | 10/15/1977 | T | 13 | 13 | H | 10/6/2012 | L | 27 | 31 | H |
| 11/5/1927 ^A | W | 33 | 7 | H | 10/21/1978 | L | 14 | 49 | A | 10/12/2013 | L | 28 | 42 | A |
| 11/18/1939 ^A | T | 7 | 7 | A | 10/31/1981 | L | 3 | 26 | A | 10/18/2014 | L | 17 | 56 | H |
| 11/9/1940 ^A | W | 20 | 0 | H | 10/30/1982 | L | 14 | 22 | H | 10/24/2015 | L | 26 | 52 | A |
| 11/4/1950 | L | 0 | 35 | A | 10/15/1983 | W | 24 | 12 | H | 10/1/2016 | W | 24 | 21 | H (OT) |
| 11/17/1951 | L | 26 | 30 | H | 10/12/1984 | L | 6 | 13 | A | 10/21/2017 | L | 9 | 17 | A |
| 11/8/1952 | L | 14 | 41 | H | 11/9/1985 | L | 16 | 35 | H | 9/22/2018 | L | 21 | 35 | H |
| 10/17/1953 | L | 18 | 47 | A | 11/8/1986 | W | 17 | 14 | A | 9/28/2019 | L | 31 | 40 | A |
| 10/9/1954 | L | 14 | 21 | H | 11/14/1987 | L | 3 | 27 | A | 11/14/2020 | W | 24 | 0 | A |
| 9/24/1955 | L | 13 | 20 | H | 11/14/1988 | L | 12 | 38 | H | 10/16/2021 | L | 15 | 20 | H |
| 10/12/1956 | L | 6 | 53 | A | 11/4/1989 | L | 20 | 51 | H | 11/19/2022 | W | 39 | 31 | A (20T) |
| 9/28/1957 | L | 0 | 54 | A | 11/3/1990 | L | 20 | 45 | A | 11/18/2023 | L | 21 | 24 | H |
| 11/8/1958 | W | 6 | 0 | H | 10/5/1991 | W | 31 | 0 | H | | | | | |
| 10/24/1959 | L | 6 | 14 | A | 10/3/1992 | L | 31 | 42 | A | | | | | |
| 10/22/1960 | L | 0 | 35 | H | 10/30/1993 | W | 10 | 0 | H | | | | | |
| 10/28/1961 | L | 0 | 35 | A | 10/29/1994 [#] | L | 21 | 27 | A | | | | | |
| 10/19/1963 | L | 3 | 20 | A | 11/11/1995 | L | 13 | 31 | H | | | | | |
| 10/27/1962 | L | 8 | 26 | H | 11/9/1996 | L | 15 | 38 | A | | | | | |
| 10/17/1964 | W | 27 | 20 | H | 10/11/1997 | L | 6 | 38 | H | | | | | |
| 11/13/1965 | L | 13 | 27 | A | 10/10/1998 | L | 31 | 38 | A (20T) | | | | | |
| 11/12/1966 | L | 19 | 37 | H | 11/10/2001 | W | 37 | 28 | A | | | | | |
| 11/11/1967 | W | 14 | 13 | A | 11/9/2002 | L | 21 | 56 | H | | | | | |
| 11/9/1968 | W | 24 | 22 | A | 10/4/2003 | L | 3 | 31 | A | | | | | |
| 11/1/1969 | W | 16 | 0 | A | 9/25/2004 | L | 20 | 30 | H | | | | | |
| 10/31/1970 | L | 7 | 32 | H | 10/29/2005 | L | 15 | 46 | A | | | | | |
| 11/17/1973 | L | 9 | 10 | A | 10/28/2006 | W | 46 | 21 | H | | | | | |
| 11/16/1974 | L | 10 | 19 | H | 10/13/2007 | L | 27 | 52 | A | | | | | |
| 11/8/1975 | L | 6 | 14 | H | 9/27/2008 | L | 29 | 42 | H | | | | | |

^A - prior to Old Brass Spittoon | [#] - later forfeited to IU

THE OLD OAKEN BUCKET

The symbol of football supremacy between Indiana and Purdue, the Old Oaken Bucket has become one of the nation's most recognized and famed trophies in its 98 years of spirited rivalry.

Both institutions had been meeting on the football field since 1891 when the Indiana and Purdue Alumni Clubs of Chicago held a joint meeting in 1925 to "discuss the possibility of undertaking a worthy joint enterprise on behalf of the two schools." Dr. Clarence Jones proposed the creation of a traditional football trophy to go to the winner of the annual clash. Dr. Jones and Russel Gray of Purdue were appointed to recommend a suitable trophy by J. Frank Lindsey, (Indiana, class of 1913), who was elected chairman of the joint committee.

At a later meeting they recommended "an old oaken bucket as the most typical Hoosier form of trophy, that the bucket should be taken from some well in Indiana, and that a chain to be made of bronze block 'I' and 'P' letters should be provided for the bucket. The school winning the traditional football game each year should have possession of the 'Old Oaken Bucket' until the next game and should attach the block letter representing the winning school to the bail with the score engraved on the latter link."

Fritz Ernst of Purdue and Indiana's Wiley J. Huddle were given the task of finding the bucket.



Indiana closed out 2019 with a double-overtime victory in West Lafayette.

They located it on the old Bruner Farm between Kent and Hanover in Southern Indiana. The region had been settled by the Bruner family in the 1840s, making today's bucket around 180 years of age.

Excellent repair work put the bucket, moss and mold-covered with some staves showing signs of decay, into good shape for its initial appearance in 1925, which ended in a 0-0 tie in Bloomington.

ALL-TIME OLD OAKEN BUCKET GAME RESULTS

| Year | W/L | IU | PU | H/A | Year | W/L | IU | PU | H/A | Year | W/L | IU | PU | H/A | Year | W/L | IU | PU | H/A |
|-------------------------|-----|---------|----|-----|------------|-----|----|----|-----|------------|-----|----|----|-----|------------|-----|----|----------|-------|
| 10/31/1891 ^A | L | 0 | 60 | H | 11/25/1933 | L | 3 | 19 | H | 11/23/1968 | L | 35 | 38 | A | 11/22/2003 | L | 16 | 24 | H |
| 10/29/1892 ^A | L | 0 | 68 | H | 11/24/1934 | W | 17 | 6 | A | 11/22/1969 | L | 21 | 44 | H | 11/20/2004 | L | 24 | 63 | A |
| 10/14/1893 ^A | L | 0 | 64 | H | 11/23/1935 | W | 7 | 0 | H | 11/21/1970 | L | 0 | 40 | A | 11/19/2005 | L | 14 | 41 | H |
| 11/24/1894 ^A | L | Forfeit | | H | 11/21/1936 | T | 20 | 20 | A | 11/20/1971 | W | 38 | 31 | H | 11/18/2006 | L | 19 | 28 | A |
| 10/30/1897 ^A | L | 6 | 20 | A | 11/20/1937 | L | 7 | 13 | H | 11/25/1972 | L | 7 | 42 | A | 11/17/2007 | W | 27 | 24 | H |
| 11/12/1898 ^A | L | 0 | 14 | A | 11/19/1938 | L | 6 | 13 | A | 11/24/1973 | L | 23 | 28 | H | 11/22/2008 | L | 10 | 62 | A |
| 11/30/1899 ^A | W | 17 | 5 | H | 11/25/1939 | L | 6 | 7 | H | 11/23/1974 | L | 17 | 38 | A | 11/21/2009 | L | 21 | 38 | H |
| 11/29/1900 ^A | W | 24 | 5 | H | 11/23/1940 | W | 3 | 0 | A | 11/22/1975 | L | 7 | 9 | H | 11/27/2010 | W | 34 | 31 | A(OT) |
| 10/26/1901 ^A | W | 11 | 6 | H | 11/22/1941 | W | 7 | 0 | H | 11/20/1976 | W | 20 | 14 | A | 11/26/2011 | L | 25 | 33 | H |
| 11/15/1902 ^A | L | 0 | 39 | A | 11/21/1942 | W | 20 | 0 | A | 11/19/1977 | W | 21 | 10 | H | 11/24/2012 | L | 35 | 56 | A |
| 11/12/1904 ^A | L | 0 | 4 | A | 11/20/1943 | L | 0 | 7 | H | 11/25/1978 | L | 7 | 20 | A | 11/30/2013 | W | 56 | 36 | H |
| 10/28/1905 ^A | T | 11 | 11 | A | 11/25/1944 | W | 14 | 6 | A | 11/17/1979 | L | 21 | 37 | H | 11/29/2014 | W | 23 | 16 | H |
| 11/21/1908 ^A | W | 10 | 4 | A | 11/24/1945 | W | 26 | 0 | H | 11/22/1980 | L | 23 | 24 | A | 11/28/2015 | W | 54 | 36 | A |
| 11/20/1909 ^A | W | 36 | 3 | A | 11/23/1946 | W | 34 | 20 | A | 11/21/1981 | W | 20 | 17 | H | 11/26/2016 | W | 26 | 24 | H |
| 11/19/1910 ^A | W | 15 | 0 | A | 11/22/1947 | W | 16 | 14 | H | 11/20/1982 | W | 13 | 7 | A | 11/25/2017 | L | 24 | 31 | A |
| 11/25/1911 ^A | L | 5 | 12 | H | 11/20/1948 | L | 0 | 39 | A | 11/19/1983 | L | 30 | 31 | H | 11/24/2018 | L | 21 | 28 | H |
| 11/23/1912 ^A | L | 7 | 34 | A | 11/19/1949 | L | 6 | 14 | H | 11/17/1984 | L | 24 | 31 | A | 11/30/2019 | W | 44 | 41A(2OT) | |
| 11/22/1913 ^A | L | 7 | 42 | H | 11/25/1950 | L | 0 | 13 | A | 11/23/1985 | L | 21 | 34 | H | 11/27/2021 | L | 7 | 44 | A |
| 11/21/1914 ^A | L | 13 | 23 | A | 11/24/1951 | L | 13 | 21 | H | 11/22/1986 | L | 15 | 17 | A | 11/26/2022 | L | 16 | 30 | H |
| 11/20/1915 ^A | L | 0 | 7 | H | 11/22/1952 | L | 16 | 21 | A | 11/21/1987 | W | 35 | 14 | H | 11/25/2023 | L | 31 | 35 | A |
| 11/25/1916 ^A | T | 0 | 0 | A | 11/21/1953 | L | 0 | 30 | H | 11/21/1988 | W | 52 | 7 | A | | | | | |
| 11/24/1917 ^A | W | 37 | 0 | H | 11/20/1954 | L | 7 | 13 | A | 11/25/1989 | L | 14 | 15 | H | | | | | |
| 11/20/1920 ^A | W | 10 | 7 | A | 11/19/1955 | L | 4 | 6 | H | 11/24/1990 | W | 28 | 14 | A | | | | | |
| 11/19/1921 ^A | W | 3 | 0 | H | 11/23/1956 | L | 20 | 39 | A | 11/23/1991 | W | 24 | 22 | H | | | | | |
| 11/25/1922 ^A | T | 7 | 7 | A | 11/23/1957 | L | 13 | 35 | H | 11/21/1992 | L | 10 | 13 | A | | | | | |
| 11/24/1923 ^A | W | 3 | 0 | H | 11/22/1958 | T | 15 | 15 | A | 11/20/1993 | W | 24 | 17 | H | | | | | |
| 11/22/1924 ^A | L | 7 | 26 | A | 11/21/1959 | L | 7 | 10 | H | 11/19/1994 | W | 33 | 29 | A | | | | | |
| 11/21/1925 | T | 0 | 0 | H | 11/19/1960 | L | 6 | 35 | A | 11/24/1995 | L | 14 | 51 | H | | | | | |
| 11/20/1926 | L | 14 | 24 | A | 11/25/1961 | L | 12 | 34 | H | 11/23/1996 | W | 33 | 16 | A | | | | | |
| 11/19/1927 | L | 6 | 21 | H | 11/17/1962 | W | 12 | 7 | A | 11/22/1997 | L | 7 | 56 | H | | | | | |
| 11/24/1928 | L | 0 | 14 | A | 11/30/1963 | L | 15 | 21 | H | 11/21/1998 | L | 7 | 52 | A | | | | | |
| 11/23/1929 | L | 0 | 32 | H | 11/21/1964 | L | 22 | 28 | A | 11/20/1999 | L | 24 | 30 | H | | | | | |
| 11/22/1930 | W | 7 | 6 | A | 11/20/1965 | L | 21 | 26 | H | 11/18/2000 | L | 13 | 41 | A | | | | | |
| 11/21/1931 | L | 0 | 19 | H | 11/19/1966 | L | 6 | 51 | A | 11/24/2001 | W | 13 | 7 | H | | | | | |
| 11/19/1932 | L | 7 | 25 | A | 11/25/1967 | W | 19 | 14 | H | 11/23/2002 | L | 10 | 34 | A | | | | | |

^A - prior to Old Oaken Bucket

SERIES RECORD

| | |
|--------------------------|---------------------------------|
| Overall Series | PU leads 76-42-6 |
| <i>In Bloomington</i> | <i>PU leads 35-19-1</i> |
| <i>In West Lafayette</i> | <i>PU leads 40-23-5</i> |
| Old Oaken Bucket Game | PU leads 62-32-3 (1925-present) |

MOST POINTS

| | |
|-----------------------|-----------|
| Indiana | 56 - 2013 |
| <i>IU at Home</i> | 56 - 2013 |
| <i>IU on the Road</i> | 54 - 2015 |
| Purdue | 68 - 1892 |
| <i>PU at Home</i> | 68 - 1892 |
| <i>PU on the Road</i> | 56 - 1997 |

MARGIN OF VICTORY

| | |
|-----------------------|------------------|
| Indiana | 45 (52-7) - 1988 |
| <i>IU at Home</i> | 37 (37-0) - 1917 |
| <i>IU on the Road</i> | 45 (52-7) - 1988 |
| Purdue | 68 (0-68) - 1892 |
| <i>PU at Home</i> | 68 (0-68) - 1892 |
| <i>PU on the Road</i> | 49 (7-56) - 1997 |

WINNING STREAKS

| | |
|---------|-----------------------|
| Indiana | 4 - 1944-47 & 2013-16 |
| Purdue | 10 - 1948-57 |

INDIANA RECORD BY DECADE

| | |
|-------|-------|
| 1890s | 1-6-0 |
| 1900s | 4-2-1 |
| 1910s | 2-5-1 |
| 1920s | 3-5-2 |
| 1930s | 3-6-1 |
| 1940s | 7-3-0 |
| 1950s | 0-9-1 |
| 1960s | 2-8-0 |
| 1970s | 3-7-0 |
| 1980s | 4-6-0 |
| 1990s | 5-5-0 |
| 2000s | 2-8-0 |
| 2010s | 6-4-0 |
| 2020s | 0-2-0 |

MEMORIAL STADIUM ATTENDANCE

| | | | |
|------|--------|------|--------|
| 1961 | 34,798 | 1993 | 48,429 |
| 1963 | 33,987 | 1995 | 34,029 |
| 1965 | 50,046 | 1997 | 46,559 |
| 1967 | 52,770 | 1999 | 51,344 |
| 1969 | 56,223 | 2001 | 36,685 |
| 1971 | 50,978 | 2003 | 41,404 |
| 1973 | 44,789 | 2005 | 50,023 |
| 1975 | 43,455 | 2007 | 50,741 |
| 1977 | 52,914 | 2009 | 48,607 |
| 1979 | 53,202 | 2011 | 42,005 |
| 1981 | 48,466 | 2013 | 44,882 |
| 1983 | 52,038 | 2014 | 40,079 |
| 1985 | 51,752 | 2016 | 43,103 |
| 1987 | 51,951 | 2018 | 48,247 |
| 1989 | 47,502 | 2022 | 51,148 |
| 1991 | 51,596 | | |

Total (per game) 1,410,649 (45,505)

TOP RUSHING PERFORMANCES

- Otis Armstrong, Purdue, 1972 276
 - Mike Alstott, Purdue, 1995 264
 - Alex Smith, Indiana, 1994 245**
 - Lonnie Johnson, Indiana, 1980 220**
 - Markell Jones, Purdue, 2017 217
 - Courtney Snyder, Indiana, 1975 211**
 - Montrell Lowe, Purdue, 2000 208
 - Harry Szulborski, Purdue, 1948 197
 - Darrick Burnett, Indiana, 1977 195**
 - Mel Gray, Purdue, 1983 176
 - Akeem Hunt, Purdue, 2014 171
 - Otis Armstrong, Purdue, 1970 168
 - Anthony Thompson, Indiana, 1988 167**
 - John Isenbarger, Indiana, 1969 165**
 - Alex Smith, Indiana, 1996 164**
- Zander Horvath, Purdue, 2019 164

TOP PASSING PERFORMANCES

- Kyle Orton, Purdue, 2004 522
- Danny Eting, Purdue, 2013 485
- Curtis Painter, Purdue, 2008 448
- Aidan O'Connell, Purdue, 2019 408
- Richard Lagow, Indiana, 2017 373**
- Nate Sudfeld, Indiana, 2015 350**
- Cameron Coffman, Indiana, 2012 348**
- Robert Marve, Purdue, 2012 348
- Peyton Ramsey, Indiana, 2018 345**
- Jay Rodgers, Indiana, 1997 342**
- Peyton Ramsey, Indiana, 2019 337**
- Austin Appleby, Purdue, 2015 332
- Ben Chappell, Indiana, 2010 330**
- Antwaan Randle El, Indiana, 1999 329**
- Mark Herrmann, Purdue, 1980 323

TOP RECEIVING PERFORMANCES

- Kyle Ingraham, Purdue, 2004 209
- Brian Alford, Purdue, 1996 162
- Cliff Benson, Purdue, 1982 159
- Danny Anthop, Purdue, 2013 151
- James Hardy, Indiana, 2006 151**
- John Standeford, Purdue, 2003 151
- Leroy Keyes, Purdue, 1968 149
- Dave Young, Purdue, 1980 148
- Jason Spear, Indiana, 1997 147**
- Charlie Jones, Purdue, 2022 143
- Brycen Hopkins, Purdue, 2019 142
- Rondale Moore, Purdue, 2018 141
- Duane Gunn, Indiana, 1983 140**
- Taylor Stubblefield, Purdue, 2004 138
- Whop Philyor, Indiana, 2019 138**



Peyton Ramsey was named IU's Old Oaken Bucket Game MVP in 2019 after he threw for three touchdowns and rushed for a pair, including the game-winner in double overtime.

GOVERNOR'S CUP



The rivalry between Indiana and Purdue continues with the 2024-25 Governor's Cup. The overall winner of the contest is awarded a trophy at the end of the season. The Hoosiers lead the all-sports competition between the two schools, 13-7-2. Each sport earns one point toward the overall championship by winning the regular season head-to-head competition. A total of 20 points can be won.

Should the teams split or tie in regular season competition the point is split between the two institutions. If the two institutions do not compete in a head-to-head regular season competition, the team that places higher at the Big Ten Championships will be awarded the point.

YEAR-BY-YEAR RESULTS

AP rankings listed for Indiana (left) and opponent (right)
^A indicates College Football Playoff ranking

1885

No Established Coach

Captain: Harry Wise

No record of any games

1886

No record of any games

1887 • 0-1

Coach: A.B. Woodford

Captain: Harry Wise

O 25 Franklin L 8-10

1888 • 0-0-1

Coach: A.B. Woodford

Captain: William Boss

DePauw T N/A

1889 • 0-2

Coach: Evans Woolen

Captain: Joseph Yakey

N 3 DePauw L 5-10

N 16 Wabash L 2-40

1890

No record of any games

1891 • 1-5

Coach: Billy Herod

Captain: John Shafer

O 17 Wabash L 0-28

O 24 Butler L 6-52

O 31 DePauw L 4-62

N 7 Butler L 6-26

N 14 Purdue L 0-60

Louisville A.C. W 30-0

1892 • 2-2

No Established Coach

Captain: John Shafer

O 15 Butler W 11-10

O 29 Purdue L 0-68

N 12 Wabash W 38-24

N 19 DePauw L Forfeit

1893 • 1-4-1

No Established Coach

Captain: Kenneth Brewer

O 14 Purdue L 0-64

O 21 Wabash L 12-24

O 28 Butler L 0-38

N 4 DePauw L 0-34

Darville A.C. W 18-0

N 27 Kentucky T 24-24

1894 • 0-4-1

Coaches: Gustave Ferbert & Joseph R. Huddleson

Captain: Kenneth Brewer

O 6 Louisville A.C. T 0-0

O 13 DePauw L 10-20

O 27 Wabash L 0-46

N 3 Butler L 0-58

N 24 Purdue L Forfeit

1895 • 4-3-1

Coaches: Dana Osgood & Wren

Captain: Emmett King

O 12 Louisville A.C. W 36-0

O 12 Noblesville A.C. W 30-0

O 24 Indianapolis Lt. Art L 8-16

N 4 DePauw L 0-14

N 11 DePauw T 14-14

N 16 Butler L 2-34

N 23 Rose Polytechnic W 8-4

N 28 Wabash W 12-10

1896 • 6-2

Coach: Madison G. Gonterman

Captain: Emmett King

O 3 DePauw L 4-22

O 10 Noblesville A.C. L 6-8

O 17 Knightstown A.C. W 50-0

O 24 Butler W 22-6

O 31 Cincinnati W 16-0

N 7 Wabash W 39-0

N 14 Louisville A.C. W 39-24

N 21 DePauw W 12-0

1897 • 6-1-1

Coach: Madison G. Gonterman

Captain: Emmett King

O 2 Rose Polytechnic T 6-6

O 2 Bedford W 40-0

O 16 Rose Polytechnic W 12-0

O 23 Manual Training W 30-0

O 30 at Purdue L 6-20

N 8 DePauw W 18-0

N 16 Miami (Ohio) W 22-6

N 25 at DePauw W 14-0

1898 • 4-1-2

Coach: James H. Horne

Captain: William Youtsler

O 8 Rose Polytechnic W 16-0

Indiana Training School W 20-0

O 29 Cincinnati T 0-0

N 5 at Notre Dame W 11-5

N 7 at DePauw W 32-0

N 12 at Purdue L 0-14

N 24 at Cincinnati T 11-11

1899 • 6-2

Coach: James H. Horne

Captain: John Hubbard

O 7 Rose Polytechnic W 16-0

O 14 at Illinois W 6-0

O 23 at Notre Dame L 0-17

O 28 at Vanderbilt W 20-0

N 4 Cincinnati W 35-0

N 11 DePauw W 34-0

N 18 at Northwestern L 6-11

N 30 Purdue W 17-5

1900 • 4-2-2/1-2-1 (7TH)

Coach: James H. Horne

Captain: John Foster

S 29 Alumni T 0-0

O 6 Earlham W 18-0

O 13 at Northwestern L 0-12

O 20 Vincennes W 62-0

O 25 Notre Dame W 6-0

N 3 at Michigan L 0-12

N 17 vs. Illinois T 0-0

N 29 Purdue W 24-5

1901 • 6-3/1-2 (6th)

Coach: James H. Horne

Captain: Harry Davidson

S 28 Wabash W 24-6

O 5 Rose Polytechnic W 56-0

O 12 at Michigan L 0-33

O 19 Franklin W 76-0

O 26 Purdue W 11-6

N 2 vs. Illinois L 0-18

(Washington Park; Indianapolis, Ind.)

N 16 at Notre Dame L 5-18

N 23 at Ohio State W 18-6

N 28 DePauw W 24-0

1902 • 3-5-1/0-4 (T-7th)

Coach: James H. Horne

Captain: Walter Railsback

O 4 Wabash W 34-0

O 11 at Michigan L 0-60

O 18 DePauw W 16-5

O 25 Notre Dame L 5-11

N 1 at Illinois L 0-47

N 8 at Chicago L 0-39

N 15 at Purdue L 0-39

N 22 Vincennes W 33-0

N 27 at Ohio State T 6-6

1903 • 4-4/1-2 (6th)

Coach: James H. Horne

Captain: Z. G. Cleverger

S 26 Wabash L 0-5

O 3 at Chicago L 0-34

O 10 Earlham W 39-0

O 17 at Michigan L 0-51

N 6 Illinois W 17-0

N 14 DePauw W 70-0

N 21 at Transylvania L 5-18

N 28 Ohio State W 17-16

1904 • 6-4/0-3 (T-7th)

Coach: James H. Horne

Captain: Willis Coval

S 24 Alumni W 11-5

S 28 Indiana Medics W 12-0

O 1 at Chicago L 0-56

O 8 at Kentucky L 0-12

O 15 at Illinois L 0-10

O 22 at Washington-St. Louis W 22-6

O 29 Ohio State W 8-0

N 5 at Wabash W 4-0

N 12 at Purdue L 0-27

N 18 Transylvania W 20-0

1905 • 8-1-1/0-1-1 (T-6th)

Coach: James M. Sheldon

Captain: Frank Hare

S 23 Alumni W 5-0

S 30 Butler W 31-0

O 7 at Kentucky W 29-0

O 14 at Chicago L 5-16

O 21 Washington-St. Louis W 39-0

O 28 at Purdue T 11-11

N 4 Cincinnati W 47-6

N 11 Notre Dame W 22-5

N 18 Wabash W 40-0

N 30 at Ohio State W 11-0

1906 • 4-2/0-2 (T-6th)

Coach: James M. Sheldon

Captain: Frank Wade

O 13 Alumni W 16-0

O 20 at Wabash W 12-5

O 27 at Chicago L 8-33

N 3 DePauw W 55-0

N 10 vs. Notre Dame W 12-0

(Washington Park; Indianapolis, Ind.)

N 24 at Minnesota L 6-8

1907 • 2-3-1/0-3 (T-5th)

Coach: James M. Sheldon

Captain: Charles Tighe

O 5 DePauw W 25-9

O 12 at Chicago L 6-27

O 19 Alumni W 40-0

N 2 at Notre Dame T 0-0

N 9 at Wisconsin L 8-11

N 22 Illinois L 6-10

1908 • 3-4/1-3 (T-4th)

Coach: James M. Sheldon

Captain: Scott Paddock

S 26 Alumni-Freshmen W 11-0

O 3 DePauw W 16-0

O 10 at Chicago L 6-29

O 17 Wisconsin L 0-16

O 31 at Illinois L 0-10

N 7 at Notre Dame L 0-11

N 21 at Purdue W 10-4

1909 • 4-3/1-3 (T-5th)

Coach: James M. Sheldon

Captain: Ashel Cunningham

O 2 DePauw W 28-5

O 9 at Chicago L 0-28

O 16 Lake Forest W 27-5

O 23 at Wisconsin L 3-6

O 30 at St. Louis W 30-0

N 6 at Illinois L 5-6

N 20 Purdue W 36-3

1910 • 6-1/3-1 (3rd)
Coach: James M. Sheldon
Captain: Arthur Berndt

| | | |
|------|---------------|--|
| O 1 | DePauw | W 12-0 |
| O 8 | at Chicago | W 6-0 |
| O 15 | Millikin | W 33-0 |
| O 22 | vs. Wisconsin | W 12-3 <i>(Washington Park; Indianapolis, Ind.)</i> |
| O 29 | Butler | W 33-0 |
| N 5 | Illinois | L 0-3 |
| N 19 | at Purdue | W 15-0 |

1911 • 3-3-1/0-3-1 (8th)
Coach: James M. Sheldon
Captain: Andrew Gill

| | | |
|------|----------------------|---|
| S 30 | DePauw | W 9-6 |
| O 7 | at Chicago | L 6-23 |
| O 14 | Franklin | W 42-0 |
| O 21 | at Northwestern | L 0-5 |
| O 28 | Washington-St. Louis | W 12-0 |
| N 11 | vs. Illinois | T 0-0 <i>(Washington Park; Indianapolis, Ind.)</i> |
| N 25 | Purdue | L 5-12 |

1912 • 2-5/0-5 (8th)
Coach: James M. Sheldon
Captain: Floyd Flemming

| | | |
|------|--------------|--|
| S 28 | DePauw | W 20-0 |
| O 5 | at Chicago | L 0-13 |
| O 19 | at Illinois | L 7-13 |
| O 26 | Earlham | W 33-7 |
| N 2 | vs. Iowa | L 6-13 <i>(Washington Park; Indianapolis, Ind.)</i> |
| N 9 | Northwestern | L 6-21 |
| N 23 | at Purdue | L 7-34 |

1913 • 3-4/2-4 (6th)
Coach: James M. Sheldon
Captain: Edgar Davis

| | | |
|------|---------------|--|
| S 27 | DePauw | W 48-3 |
| O 4 | at Chicago | L 7-21 |
| O 25 | vs. Illinois | L 0-10 <i>(Washington Park; Indianapolis, Ind.)</i> |
| N 1 | at Ohio State | W 7-6 |
| N 8 | at Iowa | L 0-60 |
| N 15 | Northwestern | W 21-20 |
| N 22 | Purdue | L 7-42 |

1914 • 3-4/1-4 (8th)
Coach: Clarence C. Childs
Captain: Mark Erehart

| | | |
|------|----------------|--|
| S 26 | DePauw | W 13-6 |
| O 3 | at Chicago | L 0-34 |
| O 10 | Illinois | L 0-51 |
| O 17 | Northwestern | W 27-0 |
| O 24 | Miami (Ohio) | W 48-3 |
| N 7 | vs. Ohio State | L 3-13 <i>(Washington Park; Indianapolis, Ind.)</i> |
| N 21 | at Purdue | L 13-23 |

1915 • 3-3-1/1-3 (8th)
Coach: Clarence C. Childs
Captain: Frank Whitaker

| | | |
|------|----------------------|---|
| O 2 | DePauw | W 7-0 |
| O 9 | Miami (Ohio) | W 41-0 |
| O 16 | at Chicago | L 7-13 |
| O 30 | vs. Washington & Lee | T 7-7 <i>(Washington Park; Indianapolis, Ind.)</i> |
| N 6 | at Ohio State | L 9-10 |
| N 13 | at Northwestern | W 14-6 |
| N 20 | Purdue | L 0-7 |

1916 • 2-4-1/0-3-1 (T-8th)
Coach: Ewald O. Stiehm
Captain: Freal McIntosh

| | | |
|------|---------------|---|
| S 30 | DePauw | W 20-0 |
| O 14 | at Chicago | L 0-22 |
| O 28 | vs. Tufts | L 10-12 <i>(Washington Park; Indianapolis, Ind.)</i> |
| N 4 | Northwestern | L 0-7 |
| N 11 | at Ohio State | L 7-46 |
| N 18 | Florida | W 14-3 |
| N 25 | at Purdue | T 0-0 |

1917 • 5-2/1-2 (7th)
Coach: Ewald O. Stiehm
Captain: Russell Hathaway

| | | |
|------|----------------|--|
| S 29 | Franklin | W 50-0 |
| O 6 | Wabash | W 51-0 |
| O 13 | St. Louis | W 40-0 |
| O 27 | at Minnesota | L 9-33 |
| N 3 | vs. Ohio State | L 3-26 <i>(Washington Park; Indianapolis, Ind.)</i> |
| N 10 | DePauw | W 35-0 |
| N 24 | Purdue | W 37-0 |

1918 • 2-2
Coach: Ewald O. Stiehm
Captain: Russell Julius

| | | |
|------|----------------|--------|
| O 5 | Kentucky | L 7-24 |
| N 2 | at Camp Taylor | L 3-7 |
| N 9 | Fort Harrison | W 41-0 |
| N 16 | DePauw | W 13-0 |

1919 • 3-4/0-2 (T-9th)
Coach: Ewald O. Stiehm
Captain: Roscoe Minton

| | | |
|------|-----------------|--|
| S 27 | Wabash | W 20-7 |
| O 4 | Centre | L 3-12 |
| O 11 | Kentucky | W 24-0 |
| O 18 | vs. Minnesota | L 6-20 <i>(Washington Park; Indianapolis, Ind.)</i> |
| N 1 | vs. Notre Dame | L 3-16 <i>(Washington Park; Indianapolis, Ind.)</i> |
| N 15 | at Northwestern | L 2-3 |
| N 22 | Syracuse | W 12-6 |

1920 • 5-2/3-1 (3rd)
Coach: Ewald O. Stiehm
Captain: Elliott Risley

| | | |
|------|-------------------|---|
| S 25 | Franklin | W 47-0 |
| O 2 | Iowa | L 7-14 |
| O 9 | Mississippi State | W 24-0 |
| O 23 | at Minnesota | W 21-7 |
| O 30 | at Northwestern | W 10-7 |
| N 13 | vs. Notre Dame | L 10-13 <i>(Washington Park; Indianapolis, Ind.)</i> |
| N 20 | at Purdue | W 10-7 |

1921 • 3-4/1-2 (T-6th)
Coach: Ewald O. Stiehm
Captain: John Kyle

| | | |
|------|----------------|--|
| S 24 | Franklin | W 47-0 |
| O 1 | Kalamazoo | W 29-0 |
| O 8 | at Harvard | L 0-19 |
| O 22 | at Minnesota | L 0-6 |
| O 29 | vs. Notre Dame | L 7-28 <i>(Washington Park; Indianapolis, Ind.)</i> |
| N 12 | at Iowa | L 0-41 |
| N 19 | Purdue | W 3-0 |

1922 • 1-4-2/0-2-1 (T-9th)
Coach: James P. Herron
Captain: Frank Hanny

| | | |
|------|----------------|--|
| O 7 | DePauw | T 0-0 |
| O 14 | vs. Minnesota | L 0-20 <i>(Washington Park; Indianapolis, Ind.)</i> |
| O 21 | at Wisconsin | L 0-20 |
| O 28 | Michigan State | W 14-6 |
| N 4 | at Notre Dame | L 0-27 |
| N 11 | West Virginia | L 0-33 |
| N 25 | at Purdue | T 7-7 |

1923 • 3-4/2-2 (T-5th)
Coach: William A. Ingram
Captain: Stewart Butler

| | | |
|------|------------------|---|
| O 6 | DePauw | L 0-3 |
| O 13 | vs. Northwestern | W 7-6 <i>(Washington Park; Indianapolis, Ind.)</i> |
| O 20 | Wisconsin | L 0-52 |
| N 3 | Hanover | W 32-0 |
| N 10 | at Chicago | L 0-27 |
| N 17 | Wabash | L 6-29 |
| N 24 | Purdue | W 3-0 |

1924 • 4-4/1-3 (7th)
Coach: William A. Ingram
Captain: Joseph Sloate

| | | |
|------|------------------|---|
| S 27 | Rose Polytechnic | W 65-0 |
| O 4 | DePauw | W 21-0 |
| O 11 | LSU | L 14-20 <i>(Washington Park; Indianapolis, Ind.)</i> |
| O 18 | at Chicago | L 0-23 |
| N 1 | at Northwestern | L 7-17 |
| N 8 | at Ohio State | W 12-7 |
| N 15 | Wabash | W 21-7 |
| N 22 | at Purdue | L 7-26 |

1925 • 3-4-1/0-3-1 (T-9th)
Coach: William A. Ingram
Captain: Lawrence Marks

| | | |
|------|------------------|---------|
| O 3 | Indiana State | W 31-0 |
| O 10 | at Michigan | L 0-63 |
| O 17 | Syracuse | L 0-14 |
| O 24 | Miami (Ohio) | W 25-7 |
| O 31 | at Northwestern | L 14-17 |
| N 7 | at Ohio State | L 0-7 |
| N 14 | Rose Polytechnic | W 32-7 |
| N 21 | Purdue | T 0-0 |

1926 • 3-5/0-4 (T-8th)
Coach: Harlan O. (Pat) Page
Captain: Frank Sibley

| | | |
|------|-------------------|---------|
| O 2 | DePauw | W 31-7 |
| O 9 | Kentucky | W 14-6 |
| O 16 | at Northwestern | L 0-20 |
| O 23 | at Wisconsin | L 2-27 |
| O 30 | Northwestern | L 0-21 |
| N 6 | at Notre Dame | L 0-26 |
| N 13 | Mississippi State | W 19-6 |
| N 20 | at Purdue | L 14-24 |

1927 • 3-4-1/1-2-1 (8th)
Coach: Harlan O. (Pat) Page
Captain: Herman Byers

| | | |
|------|-----------------|---------|
| O 1 | at Kentucky | W 21-0 |
| O 8 | at Chicago | L 0-13 |
| O 15 | Minnesota | T 14-14 |
| O 22 | Notre Dame | L 6-19 |
| O 29 | at Harvard | L 6-26 |
| N 5 | Michigan State | W 33-7 |
| N 12 | at Northwestern | W 18-7 |
| N 19 | Purdue | L 6-21 |

1928 • 4-4/2-4 (9th)
Coach: Harlan O. (Pat) Page
Captain: Charles Bennett, Robert Matthew

| | | |
|------|--------------|---------|
| S 29 | Wabash | W 14-0 |
| O 6 | at Oklahoma | W 10-7 |
| O 13 | at Michigan | W 6-0 |
| O 20 | at Illinois | L 7-13 |
| O 27 | Ohio State | L 0-13 |
| N 10 | at Minnesota | L 12-21 |
| N 17 | Northwestern | W 6-0 |
| N 24 | at Purdue | L 0-14 |

1929 • 2-5-1/1-3-1 (T-8th)
Coach: Harlan O. (Pat) Page
Captain: Paul Balay

| | | |
|------|-----------------|---------|
| S 21 | Wabash | W 19-2 |
| S 28 | Ohio | L 0-18 |
| O 5 | Notre Dame | L 0-14 |
| O 12 | at Chicago | L 7-13 |
| O 19 | Colgate | L 6-21 |
| O 26 | at Ohio State | T 0-0 |
| N 2 | at Minnesota | L 7-19 |
| N 16 | at Northwestern | W 19-14 |
| N 23 | Purdue | L 0-32 |

1930 • 2-5-1/1-3-1 (T-6th)
Coach: Harlan O. (Pat) Page
Captain: Paul Jasper

| | | |
|------|----------------|--------|
| S 27 | Miami (Ohio) | W 14-0 |
| O 4 | at Ohio State | L 0-23 |
| O 11 | Oklahoma State | T 7-7 |
| O 18 | at Minnesota | L 0-6 |
| O 25 | at SMU | L 0-27 |
| N 1 | at Notre Dame | L 0-27 |
| N 8 | Northwestern | L 0-25 |
| N 22 | at Purdue | W 7-6 |

1931 • 4-5-1/1-4-1 (7th)
Coach: Earle (Billy) Hayes

| | | | |
|--|-----------------|---|------|
| S 26 | Ohio | W | 7-6 |
| O 5 | Notre Dame | L | 0-25 |
| O 17 | at Iowa | T | 0-0 |
| O 24 | at Chicago | W | 32-6 |
| O 31 | Ohio State | L | 6-13 |
| N 7 | at Michigan | L | 0-22 |
| N 14 | at Northwestern | L | 6-7 |
| N 21 | Purdue | L | 0-19 |
| N 26 | at Illinois | W | 0-0 |
| <i>Game awarded to IU by first down margin (8-4)</i> | | | |
| N 26 | at Chicago | W | 6-0 |

1932 • 3-4-1/1-4-1 (9th)
Coach: Earle (Billy) Hayes

| | | | |
|------|-------------------|---|------|
| O 1 | Ohio | W | 7-6 |
| O 8 | at Ohio State | T | 7-7 |
| O 15 | Iowa | W | 12-0 |
| O 22 | at Chicago | L | 7-13 |
| O 29 | Mississippi State | W | 19-0 |
| N 5 | Michigan | L | 0-7 |
| N 12 | at Illinois | L | 6-18 |
| N 19 | at Purdue | L | 7-25 |

1933 • 1-5-2/0-3-2 (T-8th)
Coach: Earle (Billy) Hayes
Captain: Robert Jones

| | | | |
|------|-----------------|---|------|
| S 30 | Miami (Ohio) | W | 7-0 |
| O 7 | at Minnesota | T | 6-6 |
| O 14 | Notre Dame | L | 2-12 |
| O 21 | at Northwestern | L | 0-25 |
| N 4 | at Ohio State | L | 0-21 |
| N 11 | at Chicago | T | 7-7 |
| N 18 | at Xavier | L | 0-6 |
| N 25 | Purdue | L | 3-19 |

1934 • 3-3-2/1-3-1 (T-8th)
Coach: Alvin N. (Bo) McMillin
Captain: Jack Sprauer

| | | | |
|------|---------------|---|-------|
| S 29 | Ohio | W | 27-0 |
| O 6 | at Ohio State | L | 0-33 |
| O 13 | at Temple | T | 6-6 |
| O 20 | at Chicago | L | 0-21 |
| N 3 | Iowa | T | 0-0 |
| N 10 | at Minnesota | L | 0-30 |
| N 17 | Maryland | W | 17-14 |
| N 24 | at Purdue | W | 17-6 |

1935 • 4-3-1/2-2-1 (T-3rd)
Coach: Alvin N. (Bo) McMillin
Captain: Reed Kelso

| | | | |
|------|---------------|---|------|
| O 5 | Centre | W | 14-0 |
| O 12 | at Michigan | L | 0-7 |
| O 19 | at Cincinnati | L | 0-7 |
| O 26 | Ohio State | L | 6-28 |
| N 2 | at Iowa | T | 6-6 |
| N 9 | at Maryland | W | 13-6 |
| N 16 | at Chicago | W | 24-0 |
| N 23 | Purdue | W | 7-0 |

1936 • 5-2-1/3-1-1 (T-4th)
Coach: Alvin N. (Bo) McMillin
Captain: Chris Dal Sasso

| | | | |
|------|---------------|---|-------|
| O 3 | Centre | W | 38-0 |
| O 10 | at Michigan | W | 14-3 |
| O 17 | at Nebraska | L | 9-13 |
| O 24 | at Ohio State | L | 0-7 |
| O 31 | Iowa | W | 13-6 |
| N 7 | Syracuse | W | 9-7 |
| N 14 | at Chicago | W | 20-7 |
| N 21 | at Purdue | T | 20-20 |

1937 • 5-3/3-2 (3rd)
Coach: Alvin N. (Bo) McMillin
Captain: Robert Kinderdine

| | | | |
|------|-------------------|---|------|
| S 25 | Centre | W | 12-0 |
| O 9 | at Minnesota | L | 0-6 |
| O 16 | Illinois | W | 13-6 |
| O 23 | at Cincinnati | W | 27-0 |
| O 30 | at Nebraska | L | 0-7 |
| N 6 | at Ohio State (8) | W | 10-0 |
| N 13 | (17) at Iowa | W | 3-0 |
| N 20 | (20) Purdue | L | 7-13 |

1938 • 1-6-1/1-4 (9th)
Coach: Alvin N. (Bo) McMillin
Captain: Paul Graham

| | | | |
|-------------------------------------|--------------------|---|------|
| O 1 | at Ohio State | L | 0-6 |
| O 8 | at Illinois | L | 2-12 |
| O 15 | at Nebraska | T | 0-0 |
| O 22 | Kansas State | L | 6-13 |
| O 29 | at Wisconsin | L | 0-6 |
| N 5 | vs. Boston College | L | 0-14 |
| <i>(Fenway Park; Boston, Mass.)</i> | | | |
| N 12 | Iowa | W | 7-3 |
| N 19 | at Purdue | L | 6-13 |

1939 • 2-4-2/2-3 (T-7th)
Coach: Alvin N. (Bo) McMillin
Captain: James Logan

| | | | |
|---------------------------------------|--------------------|---|-------|
| S 30 | Nebraska | T | 7-7 |
| O 7 | at Iowa | L | 29-32 |
| O 14 | at Wisconsin | W | 14-0 |
| O 21 | at Illinois | W | 7-6 |
| N 4 | at Ohio State (14) | L | 0-24 |
| N 11 | vs. Fordham | L | 0-13 |
| <i>(Polo Grounds; New York, N.Y.)</i> | | | |
| N 18 | at Michigan State | T | 7-7 |
| N 25 | Purdue | L | 6-7 |

1940 • 3-5/2-3 (T-6th)
Coach: Alvin N. (Bo) McMillin
Captain: William Smith

| | | | |
|------|---------------------|---|-------|
| O 5 | Texas | L | 6-13 |
| O 12 | at Nebraska | L | 7-13 |
| O 19 | Iowa | W | 10-6 |
| O 26 | at Northwestern (4) | L | 7-20 |
| N 2 | at Ohio State | L | 6-21 |
| N 9 | Michigan State | W | 20-0 |
| N 16 | at Wisconsin | L | 10-27 |
| N 23 | at Purdue | W | 3-0 |

1941 • 2-6/1-3 (T-7th)
Coach: Alvin N. (Bo) McMillin
Captain: Eugene White

| | | | |
|------|----------------------|---|-------|
| S 27 | Detroit | L | 7-14 |
| O 4 | at Notre Dame | L | 6-19 |
| O 11 | TCU | L | 14-20 |
| O 18 | at Nebraska (15) | W | 21-13 |
| O 25 | at Wisconsin | L | 25-27 |
| N 1 | at Iowa | L | 7-13 |
| N 8 | at Northwestern (10) | L | 14-20 |
| N 22 | Purdue | W | 7-0 |

1942 • 7-3/2-2 (T-5th)
Coach: Alvin N. (Bo) McMillin
Captain: Bob White

| | | | |
|------|------------------|---|-------|
| S 26 | Butler | W | 53-0 |
| O 3 | at Ohio State | L | 21-32 |
| O 10 | at Nebraska | W | 12-0 |
| O 17 | at Pittsburgh | W | 19-7 |
| O 24 | Iowa | L | 13-14 |
| O 31 | Iowa Seahawks | L | 6-26 |
| N 7 | at Minnesota (7) | W | 7-0 |
| N 14 | Kansas State | W | 54-0 |
| N 21 | (18) at Purdue | W | 20-0 |
| N 28 | at Fort Knox | W | 51-0 |

1943 • 4-4-2/2-3-1 (T-4th)
Coach: Alvin N. (Bo) McMillin
Captain: John Tavener

| | | | |
|------|-----------------|---|-------|
| S 18 | Miami (Ohio) | T | 7-7 |
| S 25 | at Northwestern | L | 6-14 |
| O 2 | Wabash | W | 52-0 |
| O 9 | at Nebraska | W | 54-13 |
| O 16 | at Iowa | T | 7-7 |
| O 23 | Wisconsin | W | 34-0 |
| O 30 | at Ohio State | W | 20-14 |
| N 6 | at Michigan (6) | L | 6-23 |
| N 13 | Great Lakes | L | 7-21 |
| N 20 | Purdue (3) | L | 0-7 |

1944 • 7-3/4-3 (5th)
Coach: Alvin N. (Bo) McMillin
Captain: John Tavener

| | | | |
|------|------------------------|---|-------|
| S 16 | Fort Knox | W | 72-0 |
| S 23 | at Illinois | L | 18-26 |
| S 30 | at Michigan | W | 20-0 |
| O 14 | (19) Nebraska | W | 54-0 |
| O 21 | (20) at Northwestern | W | 14-7 |
| O 28 | (17) Iowa | W | 32-0 |
| N 4 | (15) at Ohio State (3) | L | 7-21 |
| N 11 | at Minnesota | L | 14-19 |
| N 18 | Pittsburgh | W | 47-0 |
| N 25 | at Purdue | W | 14-6 |

1945 • 9-0-1/5-0-1 (1st)
BIG TEN CHAMPIONS - FINAL AP RANKING (4)
Coach: Alvin N. (Bo) McMillin
Captain: Russell Deal

| | | | |
|------|-----------------------|---|-------|
| S 22 | at Michigan | W | 13-7 |
| S 29 | at Northwestern | T | 7-7 |
| O 6 | at Illinois | W | 6-0 |
| O 13 | (8) Nebraska | W | 54-14 |
| O 20 | (8) at Iowa | W | 52-20 |
| O 27 | (8) Tulsa (14) | W | 7-2 |
| N 3 | (5) Cornell (Iowa) | W | 46-6 |
| N 10 | (6) at Minnesota (20) | W | 49-0 |
| N 17 | (4) at Pittsburgh | W | 19-0 |
| N 24 | (4) Purdue (18) | W | 26-0 |

1946 • 6-3/4-2 (3rd)
FINAL AP RANKING (20)
Coach: Alvin N. (Bo) McMillin
Captain: Howard Brown

| | | | |
|------|----------------------|---|-------|
| S 21 | Cincinnati | L | 6-15 |
| S 28 | at Michigan | L | 21-0 |
| O 5 | at Minnesota | W | 2-0 |
| O 12 | Illinois (12) | W | 14-7 |
| O 19 | (18) Iowa (17) | L | 0-13 |
| O 26 | at Nebraska | W | 27-7 |
| N 2 | (20) Pittsburgh | W | 20-6 |
| N 9 | at Northwestern (17) | W | 7-6 |
| N 23 | at Purdue | W | 34-20 |

1947 • 5-3-1/2-3-1 (T-6th)
Coach: Alvin N. (Bo) McMillin
Captain: Howard Brown

| | | | |
|------|-----------------|---|-------|
| S 27 | at Nebraska | W | 17-0 |
| O 4 | Wisconsin | T | 7-7 |
| O 11 | at Iowa | L | 14-27 |
| O 18 | Pittsburgh | W | 41-6 |
| O 25 | at Northwestern | L | 6-7 |
| N 1 | at Ohio State | W | 7-0 |
| N 8 | at Michigan (2) | L | 0-35 |
| N 15 | Marquette | W | 48-6 |
| N 22 | Purdue | W | 16-14 |

1948 • 2-7/2-4 (T-5th)
Coach: Clyde B. Smith
Captain: John Goldsberry

| | | | |
|------|-------------------|---|-------|
| S 25 | at Wisconsin | W | 35-7 |
| O 2 | Iowa | W | 7-0 |
| O 9 | (17) TCU | L | 6-7 |
| O 16 | Ohio State | L | 0-17 |
| O 23 | at Pittsburgh | L | 14-21 |
| O 30 | at Minnesota (15) | L | 7-30 |
| N 6 | Notre Dame (1) | L | 6-42 |
| N 13 | at Michigan (1) | L | 0-54 |
| N 20 | at Purdue | L | 0-39 |

1949 • 1-8/0-6 (9th)
Coach: Clyde B. Smith
Captain: Walter Bartkiewicz

| | | | |
|------|-----------------|---|-------|
| S 24 | at Notre Dame | L | 6-49 |
| O 1 | at Ohio State | L | 7-46 |
| O 8 | TCU | L | 6-13 |
| O 15 | at Iowa | L | 9-35 |
| O 22 | Pittsburgh (16) | W | 48-14 |
| O 29 | Wisconsin | L | 14-30 |
| N 5 | at Illinois | L | 14-33 |
| N 12 | at Michigan (5) | L | 7-20 |
| N 19 | Purdue | L | 6-14 |

1950 • 3-5-1/1-4 (T-8th)
Coach: Clyde B. Smith
Captain: Ernest Kovatch

| | | | |
|------|------------------------|---|-------|
| S 30 | at Nebraska | T | 20-20 |
| O 7 | Iowa (17) | W | 20-7 |
| O 14 | Ohio State (12) | L | 14-26 |
| O 21 | Notre Dame (11) | W | 20-7 |
| O 28 | (19) at Illinois (12) | L | 0-20 |
| N 4 | at Michigan State (13) | L | 0-35 |
| N 11 | at Michigan | L | 7-20 |
| N 18 | Marquette | W | 18-7 |
| N 25 | at Purdue | L | 0-13 |

1951 • 2-7/1-5 (8th)
Coach: Clyde B. Smith

| | | | |
|------|--------------------|---|-------|
| S 29 | at Notre Dame (14) | L | 6-48 |
| O 6 | Pittsburgh | W | 13-6 |
| O 13 | at Michigan | L | 14-33 |
| O 20 | at Ohio State (17) | W | 32-10 |
| O 27 | Illinois (4) | L | 0-21 |
| N 3 | at Wisconsin (10) | L | 0-6 |
| N 10 | at Minnesota | L | 14-16 |
| N 17 | Michigan State (1) | L | 26-30 |
| N 24 | Purdue | L | 13-21 |

1952 • 2-7/1-5 (9th)
Coach: Bernie Crimmins
Captain: Eugene Gedman

| | | | |
|------|--------------------|---|-------|
| S 27 | at Ohio State (20) | L | 13-33 |
| O 4 | Iowa | W | 20-13 |
| O 11 | at Michigan | L | 13-28 |
| O 18 | Temple | W | 33-0 |
| O 25 | at Northwestern | L | 13-23 |
| N 1 | at Pittsburgh | L | 7-28 |
| N 8 | Michigan State (1) | L | 14-41 |
| N 15 | Wisconsin (15) | L | 14-37 |
| N 22 | at Purdue | L | 16-21 |

1953 • 2-7/1-5 (9th)
Coach: Bernie Crimmins
Captain: Bob Insera

| | | | | |
|------|-----------------------|---|-------|--------|
| S 26 | at Ohio State (7) | L | 12-36 | 75,898 |
| O 3 | at USC (7) | L | 14-27 | 49,578 |
| O 10 | Marquette | W | 21-20 | 27,594 |
| O 17 | at Michigan State (2) | L | 18-47 | 51,698 |
| O 24 | at Iowa | L | 13-19 | 50,129 |
| O 31 | Missouri | L | 7-14 | 22,000 |
| N 7 | at Minnesota (13) | L | 20-28 | 59,486 |
| N 14 | Northwestern | W | 14-6 | 20,000 |
| N 21 | Purdue | L | 0-30 | 33,000 |

1954 • 3-6/2-4 (7th)
Coach: Bernie Crimmins
Captain: Bob Skoronski

| | | | | |
|------|------------------|---|-------|--------|
| S 25 | at Ohio State | L | 0-28 | 72,703 |
| O 2 | Pacific | W | 34-6 | 23,648 |
| O 9 | Michigan State | L | 14-21 | 27,411 |
| O 16 | at Missouri | L | 14-20 | 22,972 |
| O 23 | Iowa | L | 14-27 | 30,789 |
| O 30 | at Michigan (11) | W | 13-9 | 49,817 |
| N 6 | Miami (Ohio) | L | 0-6 | 24,563 |
| N 13 | at Northwestern | W | 14-13 | 25,856 |
| N 20 | at Purdue | L | 7-13 | 39,424 |

1955 • 3-6/1-5 (9th)
Coach: Bernie Crimmins
Captain: John Bartkiewicz

| | | | | |
|------|--------------------|---|-------|--------|
| S 24 | Michigan State | L | 13-20 | 20,287 |
| O 1 | at Notre Dame (4) | L | 0-19 | 56,494 |
| O 8 | at Iowa | L | 6-20 | 51,576 |
| O 15 | Villanova | W | 14-7 | 24,242 |
| O 22 | at Northwestern | W | 20-14 | 29,700 |
| O 29 | Ohio | W | 21-14 | 18,108 |
| N 5 | at Ohio State (11) | L | 13-20 | 80,730 |
| N 12 | at Michigan (7) | L | 0-30 | 60,613 |
| N 19 | Purdue | L | 4-6 | 30,945 |

1956 • 3-6/1-5 (10th)
Coach: Bernie Crimmins
Captain: Eugene Cichowski

| | | | | |
|------|-----------------------|---|-------|--------|
| S 29 | Iowa | L | 0-27 | 25,000 |
| O 6 | at Notre Dame (17) | L | 6-20 | 58,372 |
| O 13 | at Michigan State (2) | L | 6-53 | 58,858 |
| O 20 | at Nebraska | W | 19-14 | 38,000 |
| O 27 | Northwestern | W | 19-13 | 23,000 |
| N 3 | Marquette | W | 19-13 | 21,000 |
| N 10 | at Ohio State (7) | L | 14-35 | 82,073 |
| N 17 | at Michigan (10) | L | 28-49 | 58,515 |
| N 24 | at Purdue | L | 20-39 | 42,856 |

1957 • 1-8/0-6 (9th)
Coach: Bob Hicks (Acting Coach)
Captain: Don Howell

| | | | | |
|------|-----------------------|---|-------|--------|
| S 28 | at Michigan State (4) | L | 0-54 | 52,162 |
| O 5 | at Notre Dame (16) | L | 0-26 | 54,026 |
| O 12 | Iowa (8) | L | 7-47 | 23,000 |
| O 19 | at Ohio State | L | 0-56 | 78,348 |
| O 26 | Villanova | W | 14-7 | 20,000 |
| N 2 | at Minnesota | L | 0-34 | 63,206 |
| N 9 | Cincinnati | L | 0-21 | 17,000 |
| N 16 | at Michigan (18) | L | 13-27 | 56,254 |
| N 23 | Purdue | L | 13-35 | 27,000 |

1958 • 5-3/1-3-2-1 (5th)
Coach: Phil Dickens
Captain: Mike Rabold

| | | | | |
|------|-------------------|---|-------|--------|
| S 27 | at Notre Dame (5) | L | 0-18 | 49,347 |
| O 4 | West Virginia | W | 13-12 | 20,000 |
| O 11 | at Iowa (17) | L | 13-34 | 50,700 |
| O 18 | at Ohio State (3) | L | 8-49 | 82,964 |
| O 25 | Miami (Ohio) | W | 12-7 | 18,000 |
| N 1 | Minnesota | W | 6-0 | 25,000 |
| N 8 | Michigan State | W | 6-0 | 18,000 |
| N 15 | at Michigan | W | 8-6 | 47,562 |
| N 22 | at Purdue (8) | T | 15-15 | 43,577 |

1959 • 4-4-1/2-4-1 (T-8th)
Coach: Phil Dickens
Captain: Ted Smith

| | | | | |
|------|---------------------|---|-------|--------|
| S 26 | Illinois | W | 20-0 | 20,000 |
| O 3 | at Minnesota | L | 14-24 | 52,927 |
| O 10 | Marquette | W | 33-13 | 30,000 |
| O 17 | at Nebraska | W | 23-7 | 36,000 |
| O 24 | at Michigan State | L | 6-14 | 54,611 |
| O 31 | at Northwestern (2) | L | 13-30 | 41,296 |
| N 7 | at Ohio State | T | 0-0 | 82,075 |
| N 14 | Michigan | W | 26-7 | 27,000 |
| N 21 | Purdue | L | 7-10 | 35,325 |

1960 • 1-8/0-6 (10th)
Coach: Phil Dickens
Captain: Richie Bradford

| | | | | |
|------|---------------------|---|------|--------|
| S 24 | at Illinois (4) | L | 6-17 | 38,444 |
| O 1 | at Minnesota (18) | L | 0-42 | 53,725 |
| O 8 | Oregon State | L | 6-20 | 25,000 |
| O 15 | Marquette | W | 34-8 | 27,000 |
| O 22 | Michigan State (13) | L | 0-35 | 32,322 |
| O 29 | Northwestern | L | 3-21 | 19,092 |
| N 5 | at Ohio State (5) | L | 7-36 | 81,530 |
| N 12 | at Michigan | L | 7-29 | 51,936 |
| N 19 | at Purdue (13) | L | 6-35 | 45,723 |

1961 • 2-7/0-6 (T-9th)
Coach: Phil Dickens
Captain: Bill Olavsky

| | | | | |
|------|-----------------------|---|-------|--------|
| S 23 | at Kansas State | L | 8-14 | 7,800 |
| O 7 | Wisconsin | L | 3-6 | 23,270 |
| O 14 | at Iowa (2) | L | 8-27 | 56,000 |
| O 21 | Washington State | W | 33-7 | 23,307 |
| O 28 | at Michigan State (1) | L | 0-35 | 55,361 |
| N 4 | at Northwestern | L | 8-14 | 35,392 |
| N 11 | Ohio State (3) | L | 7-16 | 27,108 |
| N 18 | at West Virginia | W | 17-9 | 15,000 |
| N 25 | Purdue | L | 12-34 | 34,798 |

1962 • 3-6/1-5 (9th)
Coach: Phil Dickens
Captain: Nate Ramsey

| | | | | |
|------|---------------------|---|-------|--------|
| S 22 | Kansas State | W | 21-0 | 17,892 |
| S 29 | at Cincinnati | W | 26-6 | 14,000 |
| O 6 | at Wisconsin | L | 6-30 | 41,354 |
| O 13 | Iowa | L | 10-14 | 29,771 |
| O 20 | at Washington State | L | 15-21 | 15,500 |
| O 27 | Michigan State (10) | L | 8-26 | 24,337 |
| N 3 | Northwestern (1) | L | 21-26 | 26,468 |
| N 10 | at Ohio State | L | 7-10 | 75,378 |
| N 17 | at Purdue | W | 12-7 | 50,243 |

1963 • 3-6/1-5 (10th)
Coach: Phil Dickens
Captain: Dick Wervey

| | | | | |
|------|---------------------|---|-------|-------------------------------------|
| S 28 | at Northwestern (7) | L | 21-34 | 40,868 |
| O 5 | Ohio State | L | 0-21 | 42,296 |
| O 12 | at Iowa | L | 26-37 | 58,600 |
| O 19 | at Michigan State | L | 3-20 | 52,297 |
| O 26 | Cincinnati | W | 20-6 | 34,583 |
| N 2 | at Minnesota | W | 24-6 | 51,857 |
| N 9 | Oregon State | W | 20-15 | 25,895 |
| N 16 | vs. Oregon | L | 22-28 | 19,051 |
| | | | | (Multnamah Stadium, Portland, Ore.) |
| N 30 | Purdue | L | 15-21 | 33,987 |

1964 • 2-7/1-5 (T-9th)
Coach: Phil Dickens
Captains: Richie Badar, Mel Branch

| | | | | |
|------|-------------------|---|-------|--------|
| S 26 | Northwestern | L | 13-14 | 30,727 |
| O 3 | at Ohio State (5) | L | 9-17 | 81,834 |
| O 10 | Iowa | L | 20-21 | 31,108 |
| O 17 | Michigan State | W | 27-20 | 38,257 |
| O 24 | at Miami (Fla.) | W | 28-14 | 33,567 |
| O 31 | Minnesota | L | 0-21 | 33,245 |
| N 7 | at Oregon State | L | 14-24 | 20,389 |
| N 14 | Oregon | L | 21-29 | 20,708 |
| N 21 | at Purdue | L | 22-28 | 59,932 |

1965 • 2-8/1-6 (9th)
Coach: John Pont
Captain: Bill Malinchak

| | | | | |
|------|-----------------------|---|-------|--------|
| S 18 | Kansas State | W | 19-7 | 22,883 |
| S 25 | Northwestern | L | 0-20 | 31,537 |
| O 2 | at Texas (1) | L | 12-27 | 57,000 |
| O 9 | at Minnesota | L | 18-42 | 46,010 |
| O 16 | at Illinois | L | 13-34 | 61,257 |
| O 23 | Washington State | L | 7-8 | 32,601 |
| O 30 | Iowa | W | 21-17 | 32,417 |
| N 6 | at Ohio State | L | 10-17 | 83,863 |
| N 13 | at Michigan State (1) | L | 13-27 | 75,280 |
| N 20 | Purdue | L | 21-26 | 50,046 |

1966 • 1-8-1/1-5-1 (9th)
Coach: John Pont
Captain: Frank Stavroff

| | | | | |
|------|--------------------|---|-------|--------|
| S 17 | Miami (Ohio) | L | 10-20 | 28,538 |
| S 24 | at Northwestern | W | 26-14 | 37,777 |
| O 1 | at Texas | L | 0-35 | 56,000 |
| O 8 | Minnesota | T | 7-7 | 34,721 |
| O 15 | Illinois | L | 10-24 | 39,339 |
| O 22 | at Miami (Fla.) | L | 7-14 | 17,627 |
| O 29 | at Iowa | L | 19-20 | 38,952 |
| N 5 | at Ohio State | L | 0-7 | 80,834 |
| N 12 | Michigan State (2) | L | 19-37 | 30,096 |
| N 19 | at Purdue (10) | L | 6-51 | 62,197 |

1967 • 9-2/6-1 (T-1st)
BIG TEN CHAMPIONS
ROSE BOWL • FINAL AP RANKING (4)
Coach: John Pont
Captain: Doug Crusan

| | | | | |
|------|-----------------------|---|-------|--------|
| S 23 | Kentucky | W | 12-10 | 42,311 |
| S 30 | Kansas | W | 18-15 | 34,861 |
| O 7 | at Illinois | W | 20-7 | 53,550 |
| O 14 | Iowa | W | 21-17 | 41,353 |
| O 21 | at Michigan | W | 27-20 | 65,759 |
| O 28 | (10) at Arizona | W | 42-07 | 33,500 |
| N 4 | (7) Wisconsin | W | 14-9 | 46,910 |
| N 11 | (6) at Michigan State | W | 14-13 | 71,023 |
| N 18 | (5) at Minnesota | L | 7-33 | 50,019 |
| N 25 | Purdue (3) | W | 19-14 | 52,770 |

Rose Bowl • Pasadena, Calif.

| | | | | |
|-----|-------------|---|------|---------|
| J 1 | (4) USC (1) | L | 3-14 | 102,946 |
|-----|-------------|---|------|---------|

1968 • 6-4/4-3 (T-5th)
Coach: John Pont
Captains: Al Gage, Jerry Grecco, Jim Sniadecki

| | | | | |
|------|------------------------|---|-------|--------|
| S 21 | (15) Baylor | W | 40-36 | 44,382 |
| S 28 | (13) at Kansas (12) | L | 20-38 | 44,000 |
| O 5 | Illinois | W | 28-14 | 50,996 |
| O 12 | at Iowa | W | 39-34 | 54,633 |
| O 19 | (19) Michigan (18) | L | 22-27 | 51,951 |
| O 26 | Arizona | W | 16-13 | 44,847 |
| N 2 | at Wisconsin | W | 21-20 | 51,666 |
| N 9 | at Michigan State (17) | W | 24-22 | 65,841 |
| N 16 | (19) Minnesota | L | 6-20 | 49,234 |
| N 23 | at Purdue (12) | L | 35-38 | 63,294 |

1969 • 4-6/3-4 (T-5th)
Coach: John Pont
Captains: Steve Applegate, Harry Gonso, Karl Pankratz

| | | | | |
|------|-------------------|---|-------|--------|
| S 20 | (14) at Kentucky | W | 58-30 | 37,500 |
| S 27 | (10) California | L | 14-17 | 52,904 |
| O 4 | at Colorado | L | 7-30 | 31,258 |
| O 11 | Minnesota | W | 17-7 | 52,804 |
| O 18 | Illinois | W | 41-20 | 51,812 |
| O 25 | at Wisconsin | L | 34-36 | 58,636 |
| N 1 | at Michigan State | W | 16-0 | 77,533 |
| N 8 | Iowa | L | 17-28 | 52,854 |
| N 15 | at Northwestern | L | 27-30 | 31,644 |
| N 22 | Purdue (17) | L | 21-44 | 56,223 |

1970 • 1-9/1-6 (T-9th)
Coach: John Pont
Captains: Tom Fleming, E.G. White

| | | | | |
|------|--------------------|---|-------|--------|
| S 19 | Colorado | L | 9-16 | 42,471 |
| S 26 | at California | L | 14-56 | 30,000 |
| O 3 | West Virginia (14) | L | 10-16 | 44,482 |
| O 10 | at Minnesota | L | 0-23 | 40,220 |
| O 17 | at Illinois | W | 30-24 | 42,708 |
| O 24 | Wisconsin | L | 12-30 | 48,643 |
| O 31 | Michigan State | L | 7-32 | 41,426 |
| N 7 | at Iowa | L | 13-42 | 43,217 |
| N 14 | Northwestern | L | 7-21 | 25,778 |
| N 21 | at Purdue | L | 0-40 | 69,357 |

1971 • 3-8/2-6 (9th)

Coach: John Pont

Captain: Chuck Thomson

| | | | | |
|------|-----------------|---|-------|--------|
| S 11 | at Minnesota | L | 0-28 | 78,459 |
| S 18 | Kentucky | W | 26-8 | 41,954 |
| S 25 | at Baylor | L | 0-10 | 37,500 |
| O 2 | Syracuse | L | 0-7 | 31,989 |
| O 9 | at Wisconsin | L | 29-35 | 66,156 |
| O 16 | Ohio State (13) | L | 7-27 | 50,812 |
| O 23 | Northwestern | L | 10-24 | 32,409 |
| O 30 | at Michigan (3) | L | 7-61 | 75,751 |
| N 6 | Illinois | L | 21-22 | 23,018 |
| N 13 | at Iowa | W | 14-7 | 42,102 |
| N 20 | Purdue | W | 38-31 | 50,978 |

1972 • 5-6/3-5 (T-6th)

Coach: John Pont

Captains: Ted McNulty, Joe Pawlitsch

| | | | | |
|------|-------------------|---|-------|--------|
| S 16 | Minnesota | W | 27-23 | 35,783 |
| S 23 | TCU | L | 28-31 | 34,004 |
| S 30 | at Kentucky | W | 35-34 | 37,500 |
| O 7 | at Syracuse | W | 10-2 | 18,444 |
| O 14 | Wisconsin | W | 33-7 | 50,122 |
| O 21 | at Ohio State (4) | L | 7-44 | 86,365 |
| O 28 | at Northwestern | L | 14-23 | 32,007 |
| N 4 | Michigan (4) | L | 7-21 | 41,336 |
| N 11 | at Illinois | L | 20-37 | 55,077 |
| N 18 | at Iowa | W | 16-8 | 27,440 |
| N 25 | at Purdue | L | 7-42 | 65,065 |

1973 • 2-9/0-8 (T-9th)

Coach: Lee Corso

Captain: Ken Starling

| | | | | |
|------|-----------------------|---|-------|--------|
| S 15 | Illinois | L | 14-28 | 51,433 |
| S 22 | at Arizona | L | 10-26 | 38,643 |
| S 29 | Kentucky | W | 17-3 | 51,523 |
| O 6 | at West Virginia (20) | W | 28-14 | 37,000 |
| O 13 | at Minnesota | L | 3-24 | 37,710 |
| O 20 | Ohio State (1) | L | 7-37 | 53,183 |
| O 27 | at Wisconsin | L | 7-31 | 66,365 |
| N 3 | at Michigan (4) | L | 13-49 | 76,432 |
| N 10 | Northwestern | L | 20-21 | 41,053 |
| N 17 | at Michigan State | L | 9-10 | 50,116 |
| N 24 | Purdue | L | 23-28 | 44,789 |

1974 • 1-10/1-7 (10th)

Coach: Lee Corso

Captains: Bill Atkinson, Tim Mills

| | | | | |
|------|---------------------|---|-------|--------|
| S 14 | at Illinois | L | 0-16 | 40,911 |
| S 21 | Arizona (17) | L | 20-35 | 35,683 |
| S 28 | at Kentucky | L | 22-28 | 56,000 |
| O 5 | West Virginia | L | 0-24 | 30,153 |
| O 12 | Minnesota | W | 34-3 | 34,102 |
| O 19 | at Ohio State (1) | L | 9-49 | 87,671 |
| O 26 | Wisconsin | L | 25-35 | 31,453 |
| N 2 | Michigan (3) | L | 7-21 | 32,873 |
| N 9 | at Northwestern | L | 22-24 | 25,382 |
| N 16 | Michigan State (15) | L | 10-19 | 25,492 |
| N 23 | at Purdue | L | 17-38 | 63,637 |

1975 • 2-8-1/1-6-1 (10th)

Coach: Lee Corso

Captains: Jim Shuck, Donnie Thomas

| | | | | |
|------|-------------------|---|-------|--------|
| S 13 | Minnesota | W | 20-14 | 35,954 |
| S 20 | at Nebraska (6) | L | 0-45 | 76,022 |
| S 27 | Utah | W | 31-7 | 32,864 |
| O 4 | at NC State | L | 0-27 | 39,700 |
| O 11 | at Northwestern | L | 0-30 | 27,800 |
| O 18 | Iowa | L | 10-20 | 32,441 |
| O 25 | at Michigan (7) | L | 7-55 | 93,857 |
| N 1 | at Ohio State (1) | L | 14-24 | 87,835 |
| N 8 | Michigan State | L | 6-14 | 31,930 |
| N 15 | at Wisconsin | T | 9-9 | 65,317 |
| N 22 | Purdue | L | 7-9 | 43,455 |

1976 • 5-6/4-4 (T-3rd)

Coach: Lee Corso

Captains: Craig Brinkman, Joe Doggett, Dave Knowles, Bob Kramer, Tim McVay, Courtney Snyder

| | | | | |
|------|-------------------|---|-------|--------|
| S 11 | at Minnesota | L | 13-32 | 39,004 |
| S 18 | Nebraska (8) | L | 13-45 | 41,289 |
| S 25 | at Washington | W | 20-13 | 42,206 |
| O 2 | NC State | L | 21-24 | 32,090 |
| O 9 | Northwestern | W | 7-0 | 34,889 |
| O 16 | at Iowa | W | 14-7 | 57,465 |
| O 23 | Michigan (1) | L | 0-35 | 39,365 |
| O 30 | Ohio State (8) | L | 7-47 | 49,254 |
| N 6 | at Michigan State | L | 0-23 | 50,376 |
| N 13 | Wisconsin | W | 15-14 | 27,518 |
| N 20 | at Purdue | W | 20-14 | 63,220 |

1977 • 5-5-1/4-3-1 (4th)

Coach: Lee Corso

Captains: Scott Arnett, Tim McVay, Joe Norman, Charley Peal

| | | | | |
|------|-------------------|---|-------|--------|
| S 10 | Wisconsin | L | 14-30 | 34,755 |
| S 17 | LSU | W | 24-21 | 30,067 |
| S 24 | Miami (Ohio) | L | 20-21 | 28,732 |
| O 1 | at Nebraska (11) | L | 13-31 | 76,034 |
| O 8 | at Northwestern | W | 28-3 | 16,378 |
| O 15 | Michigan State | T | 13-13 | 36,892 |
| O 22 | at Illinois | L | 7-21 | 50,298 |
| O 29 | Minnesota (19) | W | 34-22 | 30,399 |
| N 5 | at Iowa | W | 24-21 | 49,620 |
| N 12 | at Ohio State (4) | L | 7-35 | 87,786 |
| N 19 | Purdue | W | 21-10 | 52,914 |

1978 • 4-7/3-5 (7th)

Coach: Lee Corso

Captains: Dave Abrams, Scott Arnett, Mark Heidel, Joe Norman

| | | | | |
|------|-------------------|---|-------|--------|
| S 16 | at LSU (13) | L | 17-24 | 78,534 |
| S 23 | Washington (15) | W | 14-7 | 40,244 |
| S 30 | Nebraska (12) | L | 17-69 | 42,738 |
| O 7 | at Wisconsin | L | 7-34 | 75,266 |
| O 14 | Northwestern | W | 38-10 | 38,456 |
| O 21 | at Michigan State | L | 14-49 | 76,013 |
| O 28 | Illinois | W | 31-10 | 37,355 |
| N 4 | at Minnesota | L | 31-32 | 39,797 |
| N 11 | Iowa | W | 34-14 | 33,167 |
| N 18 | Ohio State (19) | L | 18-21 | 47,540 |
| N 25 | at Purdue (18) | L | 7-20 | 69,918 |

1979 • 8-4/5-3 (4th)

HOLIDAY BOWL CHAMPION • FINAL AP RANKING (19)

Coach: Lee Corso

Captains: Tim Clifford, Tony D'Orazio, Terry Tallen, Brent Tisdale

| | | | | |
|------|-------------------|---|-------|---------|
| S 8 | at Iowa | W | 30-26 | 59,780 |
| S 15 | Vanderbilt | W | 44-13 | 30,685 |
| S 22 | Kentucky | W | 18-10 | 45,920 |
| S 29 | Colorado | L | 16-17 | 36,160 |
| O 6 | at Wisconsin | W | 3-0 | 74,188 |
| O 13 | at Ohio State (8) | L | 6-47 | 87,521 |
| O 20 | Northwestern | W | 30-0 | 30,086 |
| O 27 | at Michigan (10) | L | 21-27 | 104,832 |
| N 3 | Minnesota | W | 42-24 | 35,507 |
| N 10 | at Illinois | W | 45-14 | 30,874 |
| N 17 | Purdue (12) | L | 21-37 | 53,202 |

Holiday Bowl - San Diego, Calif.

| | | | | |
|------|-------------|---|-------|--------|
| D 21 | vs. BYU (9) | W | 38-37 | 52,200 |
|------|-------------|---|-------|--------|

1980 • 6-5/3-6 (5th)

Coach: Lee Corso

Captains: Tim Clifford, Terry Tallen, Lucky Wallace, Craig Williams

| | | | | |
|------|-------------------|---|-------|--------|
| S 13 | Iowa | L | 7-16 | 50,173 |
| S 20 | at Kentucky | W | 36-30 | 57,869 |
| S 27 | at Colorado | W | 49-7 | 40,129 |
| O 4 | Duke | W | 31-21 | 43,120 |
| O 11 | Wisconsin | W | 24-0 | 51,029 |
| O 18 | at Ohio State (9) | L | 17-27 | 87,957 |
| O 25 | at Northwestern | W | 35-20 | 19,535 |
| N 1 | Michigan (18) | L | 0-35 | 52,071 |
| N 8 | at Minnesota | L | 7-31 | 30,092 |
| N 15 | Illinois | W | 26-24 | 38,128 |
| N 22 | at Purdue | L | 23-24 | 71,629 |

1981 • 3-8/3-6 (8th)

Coach: Lee Corso

Captains: Bob Stephenson, Craig Walls

| | | | | |
|------|-------------------|---|-------|--------|
| S 12 | at Northwestern | W | 21-20 | 22,856 |
| S 19 | USC (2) | L | 0-21 | 51,167 |
| S 26 | at Syracuse | L | 7-21 | 30,060 |
| O 3 | Michigan (8) | L | 17-38 | 50,612 |
| O 10 | at Iowa (15) | L | 28-42 | 60,000 |
| O 17 | Minnesota | W | 17-16 | 46,460 |
| O 24 | at Ohio State | L | 10-29 | 87,182 |
| O 31 | at Michigan State | L | 3-26 | 60,131 |
| N 7 | Wisconsin | L | 7-28 | 44,218 |
| N 14 | at Illinois | L | 14-35 | 56,143 |
| N 21 | Purdue | W | 20-17 | 48,466 |

1982 • 5-6/4-5 (6th)

Coach: Lee Corso

Captains: Babe Laufenberg, Marc Longshore

| | | | | |
|------|----------------|---|-------|---------|
| S 11 | Northwestern | W | 30-0 | 38,595 |
| S 18 | at USC (19) | L | 7-28 | 50,724 |
| S 25 | Syracuse | W | 17-10 | 42,020 |
| O 2 | at Michigan | L | 10-24 | 104,385 |
| O 9 | Iowa | L | 20-24 | 46,212 |
| O 16 | at Minnesota | W | 40-21 | 61,865 |
| O 23 | Ohio State | L | 25-49 | 52,040 |
| O 30 | Michigan State | L | 14-22 | 38,571 |
| N 6 | at Wisconsin | W | 20-17 | 65,355 |
| N 13 | Illinois | L | 7-48 | 38,471 |
| N 20 | at Purdue | W | 13-7 | 69,745 |

1983 • 3-8/2-7 (8th)

Coach: Sam Wyche

Captains: Joe Fitzgerald, Scot McNabb, Mark Smythe

| | | | | |
|------|------------------|---|-------|---------|
| S 10 | Duke | W | 15-10 | 41,120 |
| S 17 | at Kentucky | L | 13-24 | 56,825 |
| S 24 | Northwestern | L | 8-10 | 40,347 |
| O 1 | at Michigan (14) | L | 18-43 | 104,126 |
| O 8 | Minnesota | W | 38-31 | 41,111 |
| O 15 | Michigan State | W | 24-12 | 46,088 |
| O 22 | at Wisconsin | L | 14-45 | 78,199 |
| O 29 | at Iowa (17) | L | 3-49 | 66,055 |
| N 5 | Ohio State (14) | L | 17-56 | 51,176 |
| N 12 | at Illinois (5) | L | 21-49 | 73,612 |
| N 19 | Purdue | L | 30-31 | 52,038 |

1984 • 0-11/0-9 (10th)

Coach: Bill Mallory

Captains: Joe Fitzgerald, Tom Van Dyck

| | | | | |
|---|--------------------|---|-------|--------|
| S 8 | at Duke | L | 24-31 | 23,500 |
| S 15 | Kentucky | L | 14-48 | 44,389 |
| S 22 | at Northwestern | L | 37-40 | 30,341 |
| S 29 | Michigan (14) | L | 6-14 | 38,729 |
| O 5 | at Minnesota | L | 24-33 | 44,786 |
| O 12 | at Michigan State | L | 6-13 | 63,890 |
| O 19 | Wisconsin | L | 16-20 | 38,754 |
| O 26 | Iowa (17) | L | 20-24 | 37,747 |
| N 3 | at Ohio State (16) | L | 7-50 | 89,366 |
| N 10 | vs. Illinois (5) | L | 7-34 | 46,264 |
| <i>(Hoosier Dome; Indianapolis, Ind.)</i> | | | | |
| N 17 | at Purdue | L | 24-31 | 69,236 |

1985 • 4-7/1-7 (T-9th)

Coach: Bill Mallory

Captains: Steve Bradley, Rob Schmit

| | | | | |
|------|--------------------|---|-------|---------|
| S 14 | Louisville | W | 41-28 | 37,626 |
| S 21 | Navy | W | 38-35 | 35,610 |
| S 28 | at Missouri | W | 36-17 | 46,763 |
| O 5 | Northwestern | W | 26-7 | 36,905 |
| O 12 | at Ohio State (15) | L | 7-48 | 89,846 |
| O 19 | Minnesota | L | 7-22 | 28,331 |
| O 26 | at Michigan (4) | L | 15-42 | 105,629 |
| N 2 | at Wisconsin | L | 20-31 | 78,605 |
| N 9 | Michigan State | L | 16-35 | 24,764 |
| N 16 | at Illinois | L | 24-41 | 75,805 |
| N 23 | Purdue | L | 21-34 | 51,752 |

1986 • 6-6/3-5 (T-6th)

ALL-AMERICAN BOWL

Coach: Bill Mallory

Captains: Leonard Bell, Vince Fisher, Dave Liija, Bob Riley

| | | | | |
|------|-------------------|---|-------|--------|
| S 13 | Louisville | W | 21-0 | 35,126 |
| S 20 | Navy | W | 52-29 | 32,434 |
| S 27 | at Missouri | W | 41-24 | 40,606 |
| O 4 | at Northwestern | W | 24-7 | 24,873 |
| O 11 | Ohio State | L | 22-24 | 51,641 |
| O 18 | at Minnesota | L | 17-19 | 52,960 |
| O 25 | Michigan (4) | L | 14-38 | 36,964 |
| N 1 | Wisconsin | W | 21-7 | 35,111 |
| N 8 | at Michigan State | W | 17-14 | 64,973 |
| N 15 | Illinois | L | 16-21 | 34,572 |
| N 22 | at Purdue | L | 15-17 | 69,784 |

All-American Bowl - Birmingham, Ala.

| | | | | |
|------|-------------------|---|-------|--------|
| D 31 | vs. Florida State | L | 13-27 | 30,000 |
|------|-------------------|---|-------|--------|

1987 • 8-4/6-2 (T-2nd)
PEACH BOWL
Coach: Bill Mallory
Captains: Tom Polce, Van Waiters

| | | | | |
|------|-----------------------------|---|-------|--------|
| S 12 | Rice | W | 35-13 | 38,132 |
| S 19 | at Kentucky | L | 15-34 | 57,924 |
| S 26 | Missouri | W | 20-17 | 41,145 |
| O 3 | Northwestern | W | 35-18 | 38,553 |
| O 10 | at Ohio State (9) | W | 31-10 | 90,032 |
| O 16 | (20) at Minnesota | W | 18-17 | 60,340 |
| O 24 | (15) Michigan (20) | W | 14-10 | 51,240 |
| O 31 | (11) at Iowa | L | 21-29 | 67,700 |
| N 7 | (18) Illinois | W | 34-22 | 50,026 |
| N 14 | (16) at Michigan State (13) | L | 3-27 | 76,411 |
| N 21 | (20) Purdue | W | 35-14 | 51,951 |

Peach Bowl - Atlanta, GA

| | | | | |
|-----|--------------------|---|-------|--------|
| J 2 | vs. Tennessee (16) | L | 22-27 | 58,737 |
|-----|--------------------|---|-------|--------|

1988 • 8-3-1/5-3 (5th)
LIBERTY BOWL CHAMPION • FINAL AP RANKING (20)
Coach: Bill Mallory
Captains: Joe Huff, Don Shrader

| | | | | |
|------|-----------------------|---|-------|---------|
| S 10 | at Rice | W | 41-14 | 17,300 |
| S 17 | Kentucky | W | 36-15 | 51,077 |
| S 24 | at Missouri | T | 28-28 | 41,053 |
| O 1 | at Northwestern | W | 48-17 | 27,113 |
| O 8 | Ohio State | W | 41-7 | 52,133 |
| O 15 | (18) Minnesota | W | 33-13 | 51,154 |
| O 22 | (14) at Michigan (20) | L | 6-31 | 106,104 |
| O 29 | Iowa | W | 45-34 | 52,128 |
| N 5 | (20) at Illinois | L | 20-21 | 66,201 |
| N 12 | Michigan State | L | 12-38 | 50,738 |
| N 19 | at Purdue | W | 52-7 | 67,861 |

Liberty Bowl - Memphis, Tenn.

| | | | | |
|------|--------------------|---|-------|--------|
| D 28 | vs. South Carolina | W | 34-10 | 39,210 |
|------|--------------------|---|-------|--------|

1989 • 5-6/3-5 (T-6th)
Coach: Bill Mallory
Captains: Ian Beckies, Anthony Thompson

| | | | | |
|------|------------------|---|-------|---------|
| S 9 | at Kentucky | L | 14-17 | 58,216 |
| S 16 | Missouri | W | 24-7 | 48,106 |
| S 30 | Toledo | W | 32-12 | 43,501 |
| O 7 | Northwestern | W | 43-11 | 47,845 |
| O 14 | at Ohio State | L | 31-35 | 89,750 |
| O 21 | Minnesota | W | 28-18 | 51,069 |
| O 28 | at Michigan (5) | L | 10-38 | 105,989 |
| N 4 | Michigan State | L | 20-51 | 51,567 |
| N 11 | at Wisconsin | W | 45-17 | 37,442 |
| N 18 | at Illinois (12) | L | 28-41 | 53,368 |
| N 25 | Purdue | L | 14-15 | 47,502 |

1990 • 6-5-1/3-4-1 (7th)
PEACH BOWL
Coach: Bill Mallory
Captains: Mike Dumas, Cal Miller

| | | | | |
|------|-------------------|---|-------|--------|
| S 15 | at Kentucky | W | 45-24 | 58,150 |
| S 22 | Missouri | W | 58-7 | 45,228 |
| S 29 | Eastern Michigan | W | 37-6 | 40,043 |
| O 6 | at Northwestern | W | 42-0 | 30,447 |
| O 13 | (22) Ohio State | T | 27-27 | 52,080 |
| O 20 | (20) at Minnesota | L | 0-12 | 38,227 |
| O 27 | Michigan (20) | L | 19-45 | 51,948 |
| N 3 | at Michigan State | L | 20-45 | 74,261 |
| N 10 | Wisconsin | W | 20-7 | 45,093 |
| N 17 | Illinois (22) | L | 10-24 | 44,639 |
| N 24 | at Purdue | W | 28-14 | 51,393 |

Peach Bowl - Atlanta, Ga.

| | | | | |
|------|--------|---|-------|--------|
| D 30 | Auburn | L | 23-27 | 38,962 |
|------|--------|---|-------|--------|

1991 • 7-4-1/5-3 (T-3rd)
COPPER BOWL CHAMPION
Coach: Bill Mallory
Captains: Mark Hagen, Randy Schneider, Paul Williams

| | | | | |
|------|--------------------|---|-------|---------|
| S 7 | at Notre Dame (7) | L | 27-49 | 59,075 |
| S 21 | Kentucky | W | 13-10 | 48,994 |
| S 28 | at Missouri | T | 27-27 | 42,173 |
| O 5 | Michigan State | W | 31-0 | 46,882 |
| O 12 | Northwestern | W | 44-6 | 44,915 |
| O 19 | at Michigan (4) | L | 16-24 | 106,097 |
| O 26 | at Wisconsin | W | 28-20 | 54,052 |
| N 2 | Minnesota | W | 34-8 | 44,095 |
| N 9 | (25) at Iowa (10) | L | 21-38 | 70,220 |
| N 16 | at Ohio State (19) | L | 16-20 | 93,417 |
| N 23 | Purdue | W | 24-22 | 51,596 |

Copper Bowl - Tucson, Ariz.

| | | | | |
|------|------------|---|------|--------|
| D 31 | vs. Baylor | W | 24-0 | 35,751 |
|------|------------|---|------|--------|

1992 • 5-6/3-5 (T-6th)
Coach: Bill Mallory
Captains: Trent Green, Larry McDaniel, John Miller

| | | | | |
|------|-------------------|---|-------|--------|
| S 12 | Miami (Ohio) | W | 16-0 | 38,815 |
| S 19 | at Kentucky | L | 25-37 | 58,450 |
| S 26 | Missouri | W | 20-10 | 40,907 |
| O 3 | at Michigan State | L | 31-42 | 65,516 |
| O 10 | at Northwestern | W | 28-3 | 34,689 |
| O 17 | Michigan (3) | L | 3-31 | 51,735 |
| O 24 | Wisconsin | W | 10-3 | 43,142 |
| O 31 | at Minnesota | W | 24-17 | 31,741 |
| N 7 | Iowa | L | 0-14 | 44,311 |
| N 14 | Ohio State (19) | L | 10-27 | 45,634 |
| N 21 | at Purdue | L | 10-13 | 58,592 |

1993 • 8-4/5-3 (T-4th)
INDEPENDENCE BOWL
Coach: Bill Mallory
Captains: Charles Beauchamp, Hurvin McCormack

| | | | | |
|------|--------------------------|---|-------|--------|
| S 4 | Toledo | W | 27-0 | 30,327 |
| S 11 | Northern Illinois | W | 28-10 | 30,920 |
| S 18 | Kentucky | W | 24-8 | 43,545 |
| S 25 | Wisconsin (22) | L | 15-27 | 34,306 |
| O 2 | at Minnesota | W | 23-19 | 33,315 |
| O 9 | Iowa | W | 16-10 | 40,066 |
| O 23 | at Northwestern | W | 24-0 | 39,251 |
| O 30 | (23) Michigan State (22) | W | 10-0 | 40,110 |
| N 6 | (17) at Penn State (19) | L | 31-38 | 91,000 |
| N 13 | (19) at Ohio State (5) | L | 17-23 | 93,741 |
| N 20 | (21) Purdue | W | 24-17 | 48,429 |

Independence Bowl - Shreveport, La.

| | | | | |
|------|-----------------------------|---|-------|--------|
| D 31 | (21) vs. Virginia Tech (22) | L | 20-45 | 33,819 |
|------|-----------------------------|---|-------|--------|

1994 • 7-4/4-4 (T-5th)
Coach: Bill Mallory
Captains: Troy Drake, Alfonso Thurman

| | | | | |
|--|------------------------|----|-------|--------|
| S 3 | Cincinnati | W | 28-3 | 31,284 |
| S 10 | Miami (Ohio) | W | 35-14 | 33,489 |
| S 17 | at Kentucky | W | 59-29 | 57,825 |
| S 24 | (25) at Wisconsin (16) | L | 13-62 | 77,745 |
| O 1 | Minnesota | W | 27-20 | 38,195 |
| O 8 | at Iowa | W | 27-20 | 67,138 |
| O 22 | Northwestern | L | 7-20 | 39,208 |
| O 29 | at Michigan State | -- | 21-27 | 60,773 |
| <i>Game later forfeited to Indiana</i> | | | | |
| N 5 | Penn State (2) | L | 29-35 | 47,754 |
| N 12 | Ohio State | L | 17-32 | 44,672 |
| N 19 | at Purdue | W | 33-29 | 62,839 |

1995 • 2-9/0-8 (11th)
Coach: Bill Mallory
Captains: Sean Glover, John Hammerstein

| | | | | |
|------|--------------------|---|-------|--------|
| S 9 | Western Michigan | W | 24-10 | 30,856 |
| S 16 | Kentucky | L | 10-17 | 37,225 |
| S 23 | Southern Miss | W | 27-26 | 31,216 |
| S 30 | at Northwestern | L | 7-31 | 29,223 |
| O 7 | Illinois | L | 10-17 | 38,098 |
| O 14 | at Iowa (23) | L | 13-22 | 69,520 |
| O 21 | Michigan (10) | L | 17-34 | 44,623 |
| O 28 | at Penn State (16) | L | 21-45 | 96,391 |
| N 11 | Michigan State | L | 13-31 | 24,027 |
| N 18 | at Ohio State (2) | L | 3-42 | 92,352 |
| N 24 | Purdue | L | 14-51 | 34,029 |

1996 • 3-8/1-7 (T-9th)
Coach: Bill Mallory
Captains: Jamie Baisley, Matt Surface

| | | | | |
|------|-------------------|---|-------------|---------|
| S 7 | at Toledo | W | 40-6 | 25,540 |
| S 14 | Miami (Ohio) | W | 21-14 | 31,584 |
| S 21 | at Kentucky | L | 0-3 | 40,500 |
| S 28 | Northwestern (25) | L | 17-35 | 36,714 |
| O 5 | at Illinois | L | 43-46 (20T) | 55,534 |
| O 12 | Iowa | L | 10-31 | 37,154 |
| O 19 | at Michigan (13) | L | 20-27 | 106,088 |
| O 26 | Penn State (17) | L | 26-48 | 37,584 |
| N 9 | at Michigan State | L | 15-38 | 64,719 |
| N 16 | Ohio State (2) | L | 17-27 | 49,271 |
| N 23 | at Purdue | W | 33-16 | 50,750 |

1997 • 2-9/1-7 (T-9th)
Coach: Cam Cameron
Captains: Chris Gall, Benyard Jones,
Chris Liviewski, Jabar Robinson, Kevin Supernaw

| | | | | |
|------|---------------------|---|-------|--------|
| S 6 | at North Carolina | L | 6-23 | 57,800 |
| S 13 | Ball State | W | 33-6 | 38,006 |
| S 20 | Kentucky | L | 7-49 | 41,149 |
| S 27 | at Wisconsin | L | 26-27 | 78,211 |
| O 4 | Michigan (6) | L | 0-37 | 42,240 |
| O 11 | Michigan State (11) | L | 6-38 | 35,082 |
| O 18 | at Ohio State (11) | L | 0-31 | 92,368 |
| O 25 | at Iowa (18) | L | 6-62 | 69,185 |
| N 1 | Illinois | W | 23-6 | 32,705 |
| N 15 | at Minnesota | L | 12-24 | 33,905 |
| N 22 | Purdue (23) | L | 7-56 | 46,559 |

1998 • 4-7/2-6 (T-7th)
Coach: Cam Cameron
Captains: Chris Gall, Jabar Robinson

| | | | | |
|------|-------------------|---|-------------|---------|
| S 12 | Western Michigan | W | 45-30 | 31,238 |
| S 19 | at Kentucky | L | 27-31 | 66,007 |
| S 26 | at Cincinnati | W | 48-14 | 32,117 |
| O 3 | Wisconsin (13) | L | 20-24 | 32,328 |
| O 10 | at Michigan State | L | 31-38 (20T) | 73,425 |
| O 17 | Iowa | W | 14-7 | 36,598 |
| O 24 | at Michigan | L | 10-21 | 110,863 |
| O 31 | Ohio State (1) | L | 7-38 | 52,049 |
| N 7 | at Illinois | L | 16-31 | 31,388 |
| N 14 | Minnesota | W | 20-19 | 30,049 |
| N 21 | at Purdue | L | 7-52 | 68,512 |

1999 • 4-7/3-5 (T-8th)
Coach: Cam Cameron
Captains: Adewale Ogunleye, Antwan Randle El
Craig Robben

| | | | | |
|------|-------------------|---|------------|--------|
| S 4 | Ball State | W | 21-9 | 31,238 |
| S 11 | North Carolina | L | 30-42 | 30,249 |
| S 18 | Kentucky | L | 35-44 | 39,146 |
| S 25 | at Penn State (2) | L | 24-45 | 96,146 |
| O 2 | Illinois | W | 34-31 (OT) | 30,381 |
| O 9 | Northwestern | W | 34-17 | 30,101 |
| O 16 | at Wisconsin (17) | L | 0-59 | 78,243 |
| O 23 | at Iowa | W | 38-31 | 63,777 |
| O 30 | Michigan (15) | L | 31-34 | 41,516 |
| N 13 | at Minnesota (20) | L | 20-44 | 47,852 |
| N 20 | Purdue (19) | L | 24-30 | 51,344 |

2000 • 3-8/2-6 (T-9th)
Coach: Cam Cameron
Captains: Versie Gaddis, Paul Mandina,
Antwan Randle El, Kemp Rasmussen,

| | | | | |
|---------------------------------------|----------------------|---|-------|---------|
| S 9 | NC State | L | 38-41 | 30,151 |
| S 16 | at Kentucky | L | 34-41 | 70,776 |
| S 23 | Cincinnati | W | 42-6 | 30,075 |
| S 30 | Iowa | W | 45-33 | 31,225 |
| O 7 | at Northwestern (22) | L | 33-52 | 30,201 |
| O 14 | at Michigan (18) | L | 0-58 | 110,909 |
| O 21 | Minnesota (22) | W | 51-43 | 30,882 |
| O 28 | vs. Penn State | L | 24-27 | 43,122 |
| <i>(RCA Dome; Indianapolis, Ind.)</i> | | | | |
| N 4 | at Illinois | L | 35-42 | 54,283 |
| N 11 | Wisconsin | L | 22-43 | 30,469 |
| N 18 | at Purdue (17) | L | 13-41 | 69,104 |

2001 • 5-6/4-4 (T-4th)
Coach: Cam Cameron
Captains: Antwan Randle El, Kemp Rasmussen

| | | | | |
|------|------------------------|---|-------|---------|
| S 6 | at NC State | L | 14-35 | 51,500 |
| S 22 | Utah | L | 26-28 | 26,591 |
| S 29 | Ohio State | L | 14-27 | 48,577 |
| O 6 | at Wisconsin | W | 63-32 | 79,264 |
| O 13 | Illinois | L | 14-35 | 31,116 |
| O 20 | at Iowa | L | 28-42 | 68,295 |
| N 3 | Northwestern | W | 56-21 | 26,213 |
| N 10 | at Michigan State (22) | L | 37-28 | 73,990 |
| N 17 | at Penn State | W | 14-28 | 106,527 |
| N 24 | Purdue | W | 13-7 | 36,885 |
| D 1 | Kentucky | W | 26-15 | 26,449 |

2002 • 3-9/1-7 (T-10th)

Coach: Gerry DiNardo
Captains: Enoch DeMar, Kris Dielman

| | | | | |
|------|-------------------|---|-------|---------|
| A 31 | William & Mary | W | 25-17 | 33,427 |
| S 7 | at Utah | L | 13-40 | 33,419 |
| S 14 | at Kentucky | L | 17-27 | 70,347 |
| S 21 | Central Michigan | W | 39-29 | 32,740 |
| S 28 | at Ohio State (6) | L | 17-45 | 104,194 |
| O 12 | Wisconsin (23) | W | 32-29 | 31,156 |
| O 19 | Iowa (15) | L | 8-24 | 33,458 |
| O 26 | at Illinois | L | 14-45 | 50,295 |
| N 2 | at Northwestern | L | 37-41 | 25,077 |
| N 9 | Michigan State | L | 21-56 | 29,253 |
| N 16 | Penn State (16) | L | 25-58 | 27,454 |
| N 23 | at Purdue | L | 10-34 | 59,114 |

2003 • 2-10/1-7 (T-9th)

Coach: Gerry DiNardo
Captains: Brian Lewis, Joe Gonzalez

| | | | | |
|------|------------------------|---|------------|---------|
| A 30 | at Connecticut | L | 10-34 | 38,109 |
| S 6 | at Washington (22) | L | 13-38 | 71,125 |
| S 13 | Indiana State | W | 33-3 | 31,112 |
| S 20 | Kentucky | L | 17-34 | 34,829 |
| S 27 | at Michigan (11) | L | 17-31 | 110,788 |
| O 4 | at Michigan State (25) | L | 3-31 | 72,398 |
| O 11 | Northwestern | L | 31-37 (OT) | 27,213 |
| O 25 | Ohio State (8) | L | 6-35 | 51,240 |
| N 1 | at Minnesota (24) | L | 7-55 | 45,398 |
| N 8 | Illinois | W | 17-14 | 24,102 |
| N 15 | at Penn State | L | 7-52 | 106,465 |
| N 22 | Purdue (16) | L | 16-24 | 41,404 |

2004 • 3-8/1-7 (T-10th)

Coach: Gerry DiNardo
Captains: Jodie Clemons, Herana-Daze Jones, Courtney Roby

| | | | | |
|------|------------------|---|------------|---------|
| S 4 | Central Michigan | W | 41-10 | 36,041 |
| S 11 | at Oregon (24) | W | 30-24 | 57,550 |
| S 18 | at Kentucky | L | 32-51 | 65,532 |
| S 25 | Michigan State | L | 20-30 | 24,471 |
| O 2 | Michigan (19) | L | 14-35 | 35,001 |
| O 9 | at Northwestern | L | 24-31 (OT) | 27,213 |
| O 23 | at Ohio State | L | 7-30 | 104,538 |
| O 30 | Minnesota (24) | W | 30-21 | 22,282 |
| N 6 | at Illinois | L | 22-26 | 41,458 |
| N 13 | Penn State | L | 18-22 | 24,092 |
| N 20 | at Purdue | L | 24-63 | 65,137 |

2005 • 4-7/1-7 (10th)

Coach: Terry Hoepner
Captains: Adam Hines, Will Lumpkin, John Pannozzo, Chris Taylor

| | | | | |
|------|---------------------|---|-------|---------|
| S 2 | at Central Michigan | W | 20-13 | 22,212 |
| S 10 | Nicholls State | W | 35-31 | 27,600 |
| S 17 | Kentucky | W | 38-14 | 40,240 |
| O 1 | at Wisconsin (17) | L | 24-41 | 82,330 |
| O 8 | Illinois | W | 38-13 | 35,829 |
| O 15 | at Iowa | L | 21-38 | 70,585 |
| O 22 | Ohio State (14) | L | 10-41 | 52,866 |
| O 29 | at Michigan State | L | 15-46 | 74,063 |
| N 5 | Minnesota | L | 21-42 | 30,656 |
| N 12 | at Michigan (21) | L | 14-41 | 110,580 |
| N 19 | Purdue | L | 14-41 | 50,223 |

2006 • 5-7/3-5 (T-6th)

Coach: Terry Hoepner
Captains: Lance Bennett, Justin Frye, Kenny Kendal, Will Meyers

| | | | | |
|------|-------------------|---|-------|---------|
| S 2 | Western Michigan | W | 39-20 | 30,733 |
| S 9 | at Ball State | W | 24-23 | 23,813 |
| S 16 | Southern Illinois | L | 28-35 | 31,156 |
| S 23 | Connecticut | L | 7-14 | 27,256 |
| S 30 | Wisconsin | L | 17-52 | 32,142 |
| O 7 | at Illinois | W | 34-32 | 43,006 |
| O 14 | Iowa (15) | W | 31-28 | 31,392 |
| O 21 | at Ohio State (1) | L | 3-44 | 105,267 |
| O 28 | Michigan State | W | 46-21 | 36,444 |
| N 4 | at Minnesota | L | 26-63 | 44,610 |
| N 11 | Michigan (2) | L | 3-34 | 42,320 |
| N 18 | at Purdue | L | 19-28 | 62,105 |

2007 • 7-6/3-5 (T-7th)

INSIGHT BOWL
Coach: Bill Lynch
Captains: Tracy Porter, Josiah Sears

| | | | | |
|------|---------------------|---|-------|--------|
| S 1 | Indiana State | W | 55-7 | 34,715 |
| S 8 | at Western Michigan | W | 37-27 | 32,129 |
| S 15 | Akron | W | 41-24 | 31,196 |
| S 22 | Illinois | L | 14-27 | 34,707 |
| S 29 | at Iowa | W | 38-20 | 70,585 |
| O 6 | Minnesota | W | 40-20 | 32,009 |
| O 13 | at Michigan State | L | 27-52 | 73,449 |
| O 20 | Penn State | L | 31-36 | 41,251 |
| O 27 | at Wisconsin | L | 3-33 | 81,324 |
| N 3 | Ball State | W | 38-20 | 34,406 |
| N 10 | at Northwestern | L | 28-31 | 20,466 |
| N 17 | Purdue | W | 27-24 | 50,741 |

Insight Bowl - Tempe, Ariz.
D 31 vs. Oklahoma State L 33-49 48,892

2008 • 3-9/1-7 (11th)

Coach: Bill Lynch
Captains: Will Patterson, Christopher Phillips, Marcus Thiippen

| | | | | |
|------|-------------------|---|-------|---------|
| A 30 | Western Kentucky | W | 31-13 | 30,067 |
| S 6 | Murray State | W | 45-3 | 30,123 |
| S 20 | Ball State | L | 20-42 | 41,349 |
| S 27 | Michigan State | L | 29-42 | 31,832 |
| O 4 | at Minnesota | L | 7-16 | 40,511 |
| O 11 | Iowa | L | 9-45 | 33,428 |
| O 18 | at Illinois | L | 13-55 | 62,870 |
| O 25 | Northwestern | W | 21-19 | 30,698 |
| N 1 | Central Michigan | L | 34-37 | 26,140 |
| N 8 | Wisconsin | L | 20-55 | 30,618 |
| N 15 | at Penn State (7) | L | 7-34 | 108,445 |
| N 22 | at Purdue | L | 10-62 | 63,107 |

2009 • 4-8/1-7 (T-10th)

Coach: Bill Lynch
Captains: Ben Chappell, Jammie Kirlow, Will Patterson, Rodger Saffold

| | | | | |
|------|--------------------|---|-------|---------|
| S 3 | Eastern Kentucky | W | 19-13 | 36,759 |
| S 12 | Western Michigan | W | 23-19 | 35,162 |
| S 19 | at Akron | W | 38-21 | 18,340 |
| S 26 | at Michigan (23) | L | 33-36 | 108,118 |
| O 3 | Ohio State (9) | L | 14-33 | 51,500 |
| O 10 | at Virginia | L | 7-47 | 45,371 |
| O 17 | Illinois | W | 27-14 | 42,358 |
| O 24 | at Northwestern | L | 28-29 | 24,364 |
| O 31 | at Iowa (7) | L | 24-42 | 70,585 |
| N 7 | Wisconsin (24) | L | 28-31 | 36,611 |
| N 14 | at Penn State (19) | L | 20-31 | 107,379 |
| N 21 | Purdue | L | 21-38 | 48,607 |

2010 • 5-7/1-7 (11th)

Coach: Bill Lynch
Captains: Ben Chappell, Tyler Replogle

| | | | | |
|------|---------------------|---|-------|---------|
| S 2 | Towson | W | 51-17 | 35,242 |
| S 18 | at Western Kentucky | W | 38-21 | 20,772 |
| S 25 | Akron | W | 35-20 | 42,258 |
| O 2 | Michigan (19) | L | 35-42 | 52,929 |
| O 9 | at Ohio State (2) | L | 10-38 | 105,291 |
| O 16 | Arkansas State | W | 36-34 | 40,480 |
| O 23 | at Illinois | L | 13-43 | 53,550 |
| O 30 | Northwestern | L | 17-20 | 37,818 |
| N 6 | Iowa (15) | L | 13-18 | 42,991 |
| N 13 | at Wisconsin (6) | L | 20-83 | 80,477 |
| N 20 | vs. Penn State | L | 24-41 | 78,790 |

(FedEx Field, Landover, Md.)
N 27 at Purdue W 34-31 (OT) 50,136

2011 • 1-11/0-8 (6th - Leaders)

Coach: Kevin Wilson
Captains: Max Dedmond, Adam Replogle

| | | | | |
|-----|----------------|---|-------|--------|
| S 3 | vs. Ball State | L | 20-27 | 40,224 |
|-----|----------------|---|-------|--------|

(Lucas Oil Stadium, Indianapolis, Ind.)

| | | | | |
|------|------------------------|---|-------|---------|
| S 10 | Virginia | L | 31-34 | 41,549 |
| S 17 | South Carolina State | W | 38-21 | 41,203 |
| S 24 | at North Texas | L | 21-24 | 21,181 |
| O 1 | Penn State | L | 10-16 | 42,621 |
| O 8 | Illinois (19) | L | 20-41 | 41,665 |
| O 15 | at Wisconsin (4) | L | 7-59 | 80,732 |
| O 22 | at Iowa | L | 24-45 | 70,585 |
| O 29 | Northwestern | L | 38-59 | 39,239 |
| N 5 | at Ohio State | L | 20-34 | 105,195 |
| N 19 | at Michigan State (12) | L | 3-55 | 74,128 |
| N 26 | Purdue | L | 25-33 | 42,005 |

2012 • 4-8/2-6 (5th - Leaders)

Coach: Kevin Wilson
Captains: Will Matte, Adam Replogle

| | | | | |
|------|------------------|---|-------|--------|
| S 1 | Indiana State | W | 24-17 | 41,882 |
| S 8 | at Massachusetts | W | 45-6 | 16,304 |
| S 15 | Ball State | L | 39-41 | 48,186 |
| S 29 | at Northwestern | L | 29-44 | 33,129 |
| O 6 | Michigan State | L | 27-31 | 45,979 |
| O 13 | Ohio State (8) | L | 49-52 | 48,880 |
| O 20 | at Navy | L | 30-31 | 33,441 |
| O 27 | at Illinois | W | 31-17 | 47,981 |
| N 3 | Iowa | W | 24-21 | 40,646 |
| N 10 | Wisconsin | L | 14-62 | 43,240 |
| N 17 | at Penn State | L | 22-45 | 90,358 |
| N 24 | at Purdue | L | 35-56 | 42,638 |

2013 • 5-7/3-5 (4th - Leaders)

Coach: Kevin Wilson
Captains: Ted Bolsor, Greg Hoban, Kofi Hughes

| | | | | |
|------|-------------------|---|-------|---------|
| A 29 | Indiana State | W | 73-35 | 40,278 |
| S 7 | Navy | L | 35-41 | 47,013 |
| S 14 | Bowling Green | W | 42-10 | 41,869 |
| S 21 | Missouri | L | 28-45 | 49,149 |
| O 5 | Penn State | W | 44-24 | 42,125 |
| O 12 | at Michigan State | L | 28-42 | 73,815 |
| O 19 | at Michigan | L | 47-63 | 109,503 |
| N 2 | Minnesota | L | 39-42 | 44,625 |
| N 9 | Illinois | W | 52-35 | 44,882 |
| N 16 | at Wisconsin (17) | L | 3-51 | 77,849 |
| N 23 | at Ohio State (4) | L | 14-42 | 104,990 |
| N 30 | Purdue | W | 56-36 | 44,882 |

2014 • 4-8/1-7 (7th - East)

Coach: Kevin Wilson
Captains: Tevin Coleman, Colin Rahrig, Bobby Richardson, Shane Wynn

| | | | | |
|------|---------------------------------|---|-------|---------|
| A 30 | Indiana State | W | 28-10 | 38,006 |
| S 13 | at Bowling Green | L | 42-45 | 23,717 |
| S 20 | at Missouri (18) | W | 31-27 | 66,455 |
| S 27 | Maryland | L | 15-37 | 44,313 |
| O 4 | North Texas | W | 49-24 | 40,457 |
| O 11 | at Iowa | L | 29-45 | 68,590 |
| O 18 | Michigan State (8) | L | 17-56 | 44,403 |
| N 1 | at Michigan | L | 10-34 | 103,111 |
| N 8 | Penn State | L | 7-13 | 42,683 |
| N 15 | at Rutgers | L | 23-45 | 47,492 |
| N 22 | at Ohio State (6 ^A) | L | 27-42 | 101,426 |
| N 29 | Purdue | W | 23-16 | 40,079 |

2015 • 6-7/2-6 (5th - East)

NEW ERA PINSTRIPE BOWL
Coach: Kevin Wilson
Captains: Dan Feeney, Nick Mangieri, Marcus Oliver, Zack Shaw, Jason Spriggs, Nate Suddell

| | | | | |
|------|-----------------------------|---|-------------|--------|
| S 5 | Southern Illinois | W | 48-47 | 36,071 |
| S 12 | FIU | W | 36-22 | 41,509 |
| S 19 | Western Kentucky | W | 38-35 | 44,823 |
| S 26 | at Wake Forest | W | 31-24 | 22,508 |
| O 3 | Ohio State (1) | L | 27-34 | 52,929 |
| O 10 | at Penn State | L | 7-29 | 97,873 |
| O 17 | Rutgers | L | 52-55 | 40,567 |
| O 24 | at Michigan State (7) | L | 26-52 | 74,144 |
| N 7 | Iowa (9 ^A) | L | 27-35 | 44,739 |
| N 14 | Michigan (14 ^A) | L | 41-48 (2OT) | 49,557 |
| N 21 | at Maryland | W | 47-28 | 33,685 |
| N 28 | at Purdue | W | 54-36 | 37,152 |

New Era Pinstripe Bowl - Bronx, N.Y.
D 26 vs. Duke L 41-44 (OT) 37,218

2016 • 6-7/4-5 (4th - East)

FOSTER FARMS BOWL
Coach: Kevin Wilson & Tom Allen
Captains: Dan Feeney, Ricky Jones, Marcus Oliver, Mitchell Paige, Teygras Sales

| | | | | |
|------|-------------------------------|---|------------|---------|
| S 1 | at FIU | W | 34-13 | 19,226 |
| S 10 | Ball State | W | 30-20 | 41,374 |
| S 24 | Wake Forest | L | 28-33 | 45,519 |
| O 1 | Michigan State (17) | W | 24-21 (OT) | 43,971 |
| O 8 | at Ohio State (2) | L | 17-38 | 107,420 |
| O 15 | Nebraska (10) | L | 22-27 | 48,254 |
| O 22 | at Northwestern | L | 14-24 | 35,417 |
| O 29 | Maryland | W | 42-36 | 38,291 |
| N 5 | at Rutgers | W | 33-27 | 37,345 |
| N 12 | Penn State (10 ^A) | L | 31-45 | 40,678 |
| N 19 | at Michigan (3 ^A) | L | 10-20 | 110,288 |
| N 26 | Purdue | W | 26-24 | 43,103 |

Foster Farms Bowl - Santa Clara, Calif.
D 28 vs. Utah (19^A) L 24-26 27,608

2017 • 5-7/2-7 (1-6th - East)
Coach: Tom Allen
Captains: Greg Gooch, Richard Lagow, Wes Martin, Tegray Scales

| | | | | |
|------|------------------------|---|------------|---------|
| A 31 | Ohio State (2) | L | 21-49 | 52,929 |
| S 9 | at Virginia | W | 34-17 | 38,993 |
| S 23 | Georgia Southern | W | 52-17 | 42,886 |
| S 30 | at Penn State (4) | L | 14-45 | 107,542 |
| O 7 | Charleston Southern | W | 27-0 | 35,995 |
| O 14 | Michigan (17) | L | 20-27 (OT) | 52,929 |
| O 21 | at Michigan State (18) | L | 9-17 | 74,111 |
| O 28 | at Maryland | L | 39-42 | 35,144 |
| N 4 | Wisconsin (4) | L | 17-45 | 43,027 |
| N 11 | at Illinois | W | 24-14 | 40,195 |
| N 18 | Rutgers | W | 41-0 | 35,949 |
| N 25 | at Purdue | L | 24-31 | 52,105 |

2018 • 5-7/2-7 (6th - East)
Coach: Tom Allen
Captains: Jonathan Crawford, Wes Martin, Jacob Robinson, Luke Timian

| | | | | |
|------|-------------------------------|---|-------|---------|
| S 1 | at FIU | W | 38-28 | 17,082 |
| S 8 | Virginia | W | 20-16 | 35,492 |
| S 15 | Ball State | W | 38-10 | 40,240 |
| S 22 | Michigan State (24) | L | 21-35 | 45,445 |
| S 29 | at Rutgers | W | 24-17 | 32,056 |
| O 6 | at Ohio State (3) | L | 28-49 | 104,193 |
| O 13 | Iowa | L | 18-42 | 40,512 |
| O 20 | Penn State (18) | L | 28-33 | 41,553 |
| O 26 | at Minnesota | L | 31-38 | 33,273 |
| N 10 | Maryland | W | 34-32 | 35,264 |
| N 17 | at Michigan (4 ^a) | L | 20-31 | 110,118 |
| N 24 | Purdue | L | 21-28 | 48,247 |

2019 • 8-5/5-4 (4th - East)
TAXSLAYER GATOR BOWL
Coach: Tom Allen
Captains: Coy Cronk, Reakwon Jones, Peyton Ramsey, Simon Stepaniak, Nick Westbrook

| | | | | |
|--|--------------------------------------|---|-------------|---------|
| A 31 | vs. Ball State | W | 34-24 | 21,437 |
| <i>(Lucas Oil Stadium; Indianapolis, Ind.)</i> | | | | |
| S 7 | Eastern Illinois | W | 52-0 | 37,784 |
| S 14 | Ohio State (6) | L | 10-51 | 47,945 |
| S 21 | Connecticut | W | 38-3 | 40,084 |
| S 28 | at Michigan State (25) | L | 31-40 | 71,048 |
| O 12 | Rutgers | W | 35-0 | 37,055 |
| O 19 | at Maryland | W | 34-28 | 32,606 |
| O 26 | at Nebraska | W | 38-31 | 89,317 |
| N 2 | Northwestern | W | 34-3 | 40,924 |
| N 16 | (24) at Penn State (9 ^a) | L | 27-34 | 106,323 |
| N 23 | Michigan (13 ^a) | L | 14-39 | 43,671 |
| N 30 | at Purdue | W | 44-41 (2OT) | 55,338 |

TaxSlayer Gator Bowl - Jacksonville, Fla.

| | | | | |
|-----|---------------|---|-------|--------|
| J 2 | vs. Tennessee | L | 22-23 | 61,789 |
|-----|---------------|---|-------|--------|

2020 • 6-2/6-1 (2nd - East)
OUTBACK BOWL • FINAL AP RANKING (12)
Coach: Tom Allen
Captains: Harry Cider, Cam Jones, Marcelino McCrary-Ball, Micah McFadden, Michael Penix Jr.

| | | | | |
|------|--------------------------------------|---|------------|-------|
| O 24 | Penn State (8) | W | 36-35 (OT) | 995 |
| O 31 | (17) at Rutgers | W | 37-21 | -- |
| N 7 | (13) Michigan (23) | W | 39-21 | 1,034 |
| N 14 | (10) at Michigan State | W | 24-0 | 340 |
| N 21 | (9) at Ohio State (3) | L | 35-42 | 635 |
| N 28 | (12) Maryland | W | 27-11 | 963 |
| D 5 | (10) at Wisconsin (16 ^a) | W | 14-6 | -- |

Outback Bowl - Tampa, Fla.

| | | | | |
|-----|------------------|---|-------|--------|
| J 2 | (7) vs. Ole Miss | L | 20-26 | 11,025 |
|-----|------------------|---|-------|--------|

Season shortened due to COVID-19 pandemic.
2021 • 2-10/0-9 (7th - East)
Coach: Tom Allen
Captains: Ty Fryfogle, Peyton Hendershot, Cam Jones, Marcelino McCrary-Ball, Micah McFadden, Michael Penix Jr.

| | | | | |
|------|-------------------------------|---|-------|---------|
| S 4 | (17) at Iowa (18) | L | 6-34 | 68,166 |
| S 11 | Idaho | W | 56-14 | 47,417 |
| S 18 | Cincinnati (8) | L | 24-38 | 52,656 |
| S 25 | at Western Kentucky | W | 33-31 | 25,171 |
| O 2 | at Penn State (4) | L | 0-24 | 105,951 |
| O 16 | Michigan State (10) | L | 15-20 | 50,571 |
| O 23 | Ohio State (5) | L | 7-54 | 52,656 |
| O 30 | at Maryland | L | 35-38 | 32,308 |
| N 6 | at Michigan (7 ^a) | L | 7-29 | 109,890 |
| N 13 | Rutgers | L | 3-38 | 40,171 |
| N 20 | Minnesota | L | 14-35 | 38,079 |
| N 27 | at Purdue | L | 7-44 | 61,320 |

2022 • 4-8/2-7 (6th - East)
Coach: Tom Allen
Captains: AJ Barner, Cam Jones, Devon Matthews, Tiawan Mullen, Jack Tuttle

| | | | | |
|------|---------------------------------|---|-------------|---------|
| S 2 | Illinois | W | 23-20 | 44,357 |
| S 10 | Idaho | W | 35-22 | 46,785 |
| S 17 | Western Kentucky | W | 33-30 (OT) | 48,952 |
| S 24 | at Cincinnati | L | 24-45 | 38,464 |
| O 1 | at Nebraska | L | 21-35 | 86,804 |
| O 8 | Michigan (4) | L | 10-31 | 50,805 |
| O 15 | Maryland | L | 33-38 | 41,154 |
| O 22 | at Rutgers | L | 17-24 | 43,255 |
| N 5 | Penn State (15 ^a) | L | 14-45 | 45,142 |
| N 12 | at Ohio State (2 ^a) | L | 14-56 | 103,888 |
| N 19 | at Michigan State | W | 39-31 (2OT) | 56,136 |
| N 26 | Purdue | L | 16-30 | 51,148 |

2023 • 3-9/1-8 (7th - East)
Coach: Tom Allen
Captains: Cam Camper, Andre Carter, Aaron Casey, Mike Katic, Noah Pierre

| | | | | |
|--|--------------------|---|-------------|---------|
| S 2 | Ohio State (3) | L | 3-23 | 50,500 |
| S 8 | Indiana State | W | 41-7 | 42,775 |
| S 16 | vs. Louisville | L | 14-21 | 22,840 |
| <i>(Lucas Oil Stadium; Indianapolis, Ind.)</i> | | | | |
| S 23 | Akron | W | 29-27 (4OT) | 44,968 |
| S 30 | at Maryland | L | 17-44 | 38,181 |
| O 14 | at Michigan (2) | L | 7-52 | 110,264 |
| O 21 | Rutgers | L | 14-31 | 43,611 |
| O 28 | at Penn State (10) | L | 24-33 | 107,209 |
| N 4 | Wisconsin | W | 20-14 | 45,466 |
| N 11 | at Illinois | L | 45-48 (OT) | 53,157 |
| N 18 | Michigan State | L | 21-24 | 40,666 |
| N 25 | at Purdue | L | 31-35 | 59,993 |

OVERALL RECORD
509-712-45 • 139 Years (1885-)
Overtime record: 8-8
NOTES
Big Ten Alignments:
Michigan played as an independent from 1907-16.
1900-12: Chicago, Illinois, Indiana, Iowa, Michigan, Minnesota, Northwestern, Purdue, Wisconsin.
1913-46: Chicago, Illinois, Indiana, Iowa, Ohio State, Michigan, Minnesota, Northwestern, Purdue, Wisconsin.
1947-52: Illinois, Indiana, Iowa, Ohio State, Michigan, Minnesota, Northwestern, Purdue, Wisconsin.
1953-92: Illinois, Indiana, Iowa, Ohio State, Michigan, Michigan State, Minnesota, Northwestern, Purdue, Wisconsin.
1993-2010: Illinois, Indiana, Iowa, Ohio State, Michigan, Michigan State, Minnesota, Northwestern, Penn State, Purdue, Wisconsin.
2011-13: Illinois, Indiana, Iowa, Ohio State, Michigan, Michigan State, Minnesota, Nebraska, Northwestern, Penn State, Purdue, Wisconsin.
2014-23: Illinois, Indiana, Iowa, Ohio State, Maryland, Michigan, Michigan State, Minnesota, Nebraska, Northwestern, Penn State, Purdue, Rutgers, Wisconsin.
2024: Illinois, Indiana, Iowa, Ohio State, Maryland, Michigan, Michigan State, Minnesota, Nebraska, Northwestern, Oregon, Penn State, Purdue, Rutgers, UCLA, USC, Washington, Wisconsin.

SEASON-BY-SEASON STATS

2012 • 4-8 (2-6 Big Ten - Leaders Division)

| DATE | OPPONENT | W/L | SCORE | ATTEND. |
|-------|------------------|-----|-------|---------|
| 9/1 | Indiana State | W | 24-17 | 41,882 |
| 9/8 | at UMass | W | 45-6 | 16,304 |
| 9/15 | Ball State | L | 39-41 | 48,186 |
| 9/29 | at Northwestern | L | 29-44 | 33,129 |
| 10/6 | Michigan State | L | 27-31 | 45,979 |
| 10/13 | No. 8 Ohio State | L | 49-52 | 48,880 |
| 10/20 | at Navy | L | 30-31 | 33,441 |
| 10/27 | at Illinois | W | 31-17 | 47,981 |
| 11/3 | Iowa | W | 24-21 | 40,646 |
| 11/10 | Wisconsin | L | 14-62 | 43,240 |
| 11/17 | at Penn State | L | 22-45 | 90,358 |
| 11/24 | at Purdue | L | 35-56 | 42,638 |

TEAM STATISTICS

| | INDIANA | OPPONENTS |
|----------------------------|------------|-----------|
| POINTS | 423 | 466 |
| <i>Points Per Game</i> | 30.8 | 35.2 |
| FIRST DOWNS | 273 | 288 |
| <i>Rushing</i> | 85 | 140 |
| <i>Passing</i> | 159 | 128 |
| <i>Penalty</i> | 29 | 20 |
| RUSHING YARDAGE | 1570 | 2776 |
| <i>Yards Gained</i> | 1765 | 3099 |
| <i>Yards Lost</i> | 195 | 323 |
| <i>Rushing Attempts</i> | 399 | 554 |
| <i>Average Per Rush</i> | 3.9 | 5.0 |
| <i>Average Per Game</i> | 130.8 | 231.3 |
| <i>Touchdowns Rushing</i> | 21 | 29 |
| PASSING YARDAGE | 3734 | 2786 |
| <i>Comp-Att-Int</i> | 331-540-13 | 222-356-7 |
| <i>Average Per Pass</i> | 6.9 | 7.8 |
| <i>Average Per Catch</i> | 11.3 | 12.5 |
| <i>Average Per Game</i> | 311.2 | 232.2 |
| <i>Touchdowns Passing</i> | 24 | 23 |
| TOTAL OFFENSE | 5304 | 5562 |
| <i>Total Plays</i> | 939 | 910 |
| <i>Average Per Play</i> | 5.6 | 6.1 |
| <i>Average Per Game</i> | 442.0 | 463.5 |
| KICKOFF RETURNS-YARDS | 44-973 | 34-757 |
| PUNT RETURNS-YARDS | 14-83 | 19-86 |
| INTERCEPTION RETURNS-YARDS | 7-113 | 13-297 |
| FUMBLES-LOST | 7-3 | 15-6 |
| SACKS BY-YARDS | 27-179 | 17-81 |
| PENALTIES-YARDS | 68-591 | 72-721 |
| FIELD GOALS MADE-ATTEMPTS | 15-20 | 13-15 |
| PUNTS-AVERAGE | 71-38.3 | 68-41.2 |
| TIME OF POSSESSION/GAME | 26:31 | 33:29 |
| 3RD-DOWN CONVERSIONS | 73/198 | 71/178 |
| <i>3rd-Down Percentage</i> | 37% | 40% |
| 4TH-DOWN CONVERSIONS | 11/22 | 12/18 |
| <i>4th-Down Percentage</i> | 50% | 67% |

| RUSHING | NO | YDS | AVG | TD | LG | AVG/G |
|------------------|-----|-----|-----|----|----|-------|
| Stephen Houston | 161 | 749 | 4.7 | 12 | 59 | 62.4 |
| D'Angelo Roberts | 83 | 300 | 3.6 | 3 | 21 | 25.0 |

| PASSING | ATT | COMP | INT | PCT | YDS | TD |
|-----------------|-----|------|-----|------|-------|----|
| Cameron Coffman | 407 | 247 | 11 | 60.7 | 2,734 | 15 |
| Nate Sufeldt | 82 | 51 | 1 | 62.2 | 632 | 7 |

| RECEIVING | NO | YDS | AVG | TD | LG | AVG/G |
|--------------|----|-----|------|----|----|-------|
| Shane Wynn | 68 | 660 | 9.7 | 6 | 76 | 55.0 |
| Cody Latimer | 51 | 805 | 15.8 | 6 | 70 | 67.1 |
| Kofi Hughes | 43 | 639 | 14.9 | 3 | 77 | 58.1 |
| Ted Bolser | 41 | 445 | 10.9 | 3 | 38 | 37.1 |

| KICKING | FGM-FGA |
|-------------|---------|
| Mitch Ewald | 15-20 |

| PUNTING | NO | YDS | AVG | LG |
|------------|----|-------|------|----|
| Erich Toth | 48 | 1,897 | 39.5 | 51 |

| PUNT RETURNS | NO | YDS | AVG | LG | TD |
|--------------|----|-----|-----|----|----|
| Nick Stoner | 13 | 75 | 5.8 | 27 | 0 |

| KICK RETURNS | NO | YDS | AVG | LG | TD |
|---------------|----|-----|------|----|----|
| Tevin Coleman | 24 | 566 | 23.6 | 96 | 1 |

| TACKLES | UA | A | TOT | TFL-YDS |
|---------------|----|----|-----|---------|
| Greg Heban | 68 | 23 | 91 | 7.0-24 |
| David Cooper | 50 | 36 | 86 | 9.0-36 |
| Adam Replogle | 41 | 30 | 71 | 13.0-46 |

| SACKS | NO | YDS |
|---------------|-----|-----|
| Adam Replogle | 5.0 | 35 |

| INTERCEPTIONS | NO | YDS | AVG | LG | TD |
|---------------|----|-----|------|----|----|
| Greg Heban | 3 | 94 | 31.3 | 70 | 0 |

2013 • 5-7 (3-5 Big Ten - Leaders Division)

| DATE | OPPONENT | W/L | SCORE | ATTEND. |
|-------|---------------------|-----|-------|---------|
| 8/29 | Indiana State | W | 73-35 | 40,278 |
| 9/7 | Navy | L | 35-41 | 47,013 |
| 9/14 | Bowling Green | W | 42-10 | 41,869 |
| 9/21 | Missouri | L | 28-45 | 49,149 |
| 10/5 | Penn State | W | 44-24 | 42,125 |
| 10/12 | at Michigan State | L | 28-42 | 73,815 |
| 10/19 | at Michigan | L | 47-63 | 109,503 |
| 11/2 | Minnesota | L | 39-42 | 44,625 |
| 11/9 | Illinois | W | 52-35 | 44,882 |
| 11/16 | at No. 17 Wisconsin | L | 3-51 | 77,849 |
| 11/23 | at No. 3 Ohio State | L | 14-42 | 104,990 |
| 11/30 | Purdue | W | 56-36 | 44,882 |

TEAM STATISTICS

| | INDIANA | OPPONENTS |
|----------------------------|------------|-----------|
| POINTS | 461 | 466 |
| <i>Points Per Game</i> | 38.4 | 38.8 |
| FIRST DOWNS | 300 | 310 |
| <i>Rushing</i> | 121 | 149 |
| <i>Passing</i> | 163 | 149 |
| <i>Penalty</i> | 16 | 12 |
| RUSHING YARDAGE | 2,422 | 2,853 |
| <i>Yards Gained</i> | 2,738 | 3,169 |
| <i>Yards Lost</i> | 316 | 316 |
| <i>Rushing Attempts</i> | 458 | 525 |
| <i>Average Per Rush</i> | 5.3 | 5.4 |
| <i>Average Per Game</i> | 201.8 | 237.8 |
| <i>Touchdowns Rushing</i> | 25 | 35 |
| PASSING YARDAGE | 3,680 | 3,482 |
| <i>Att-Comp-Int</i> | 470-279-14 | 415-253-7 |
| <i>Average Per Pass</i> | 7.8 | 8.4 |
| <i>Average Per Catch</i> | 13.2 | 13.8 |
| <i>Average Per Game</i> | 306.7 | 290.2 |
| <i>Touchdowns Passing</i> | 36 | 24 |
| TOTAL OFFENSE | 6,102 | 6,335 |
| <i>Total Plays</i> | 928 | 940 |
| <i>Average Per Play</i> | 6.6 | 6.7 |
| <i>Average Per Game</i> | 508.5 | 527.9 |
| KICKOFF RETURNS-YARDS | 50-1,052 | 36-636 |
| PUNT RETURNS-YARDS | 10-130 | 15-140 |
| INTERCEPTION RETURNS-YARDS | 7-55 | 14-201 |
| FUMBLES-LOST | 12-6 | 22-10 |
| SACKS BY-YARDS | 20-126 | 18-121 |
| PENALTIES-YARDS | 62-515 | 66-523 |
| FIELD GOALS MADE-ATTEMPTS | 9-11 | 9-16 |
| PUNTS-AVERAGE | 54-39.1 | 44-43.0 |
| TIME OF POSSESSION/GAME | 25:49 | 34:11 |
| 3RD-DOWN CONVERSIONS | 86/184 | 80/172 |
| <i>3rd-Down Percentage</i> | 47% | 47% |
| 4TH-DOWN CONVERSIONS | 12/24 | 13/29 |
| <i>4th-Down Percentage</i> | 50% | 45% |

| RUSHING | NO | YDS | AVG | TD | LG | AVG/G |
|-----------------|-----|-----|-----|----|----|-------|
| Tevin Coleman | 131 | 958 | 7.3 | 12 | 75 | 106.4 |
| Stephen Houston | 112 | 753 | 6.7 | 5 | 60 | 62.8 |

| PASSING | ATT | COMP | INT | PCT | YDS | TD |
|--------------|-----|------|-----|------|-------|----|
| Nate Sufeldt | 322 | 194 | 9 | 60.2 | 2,523 | 21 |
| Tre Roberson | 138 | 83 | 4 | 60.1 | 1,128 | 15 |

| RECEIVING | NO | YDS | AVG | TD | LG | AVG/G |
|--------------|----|-------|------|----|----|-------|
| Cody Latimer | 72 | 1,096 | 15.2 | 9 | 77 | 91.3 |
| Kofi Hughes | 47 | 739 | 15.7 | 7 | 67 | 61.6 |
| Shane Wynn | 46 | 633 | 13.8 | 11 | 68 | 52.8 |
| Ted Bolser | 35 | 320 | 9.1 | 6 | 21 | 26.7 |

| KICKING | FGM-FGA |
|-------------|---------|
| Mitch Ewald | 9-11 |

| PUNTING | NO | YDS | AVG | LG |
|------------|----|-------|------|----|
| Erich Toth | 52 | 2,110 | 40.6 | 57 |

| PUNT RETURNS | NO | YDS | AVG | LG | TD |
|--------------|----|-----|------|----|----|
| Shane Wynn | 7 | 98 | 14.0 | 58 | 1 |

| KICK RETURNS | NO | YDS | AVG | LG | TD |
|--------------|----|-----|------|----|----|
| Shane Wynn | 18 | 415 | 23.1 | 48 | 0 |

| TACKLES | UA | A | TOT | TFL-YDS |
|--------------|----|----|-----|---------|
| David Cooper | 52 | 33 | 85 | 6.0-22 |

| SACKS | NO | YDS |
|---------------|-----|-----|
| John Laihinen | 4.5 | 36 |

| INTERCEPTIONS | NO | YDS | AVG | LG | TD |
|---------------|----|-----|-----|----|----|
| Greg Heban | 3 | 24 | 8.0 | 24 | 0 |

**2014 • 4-8 (1-7 Big Ten - East Division)**

| DATE | OPPONENT | W/L | SCORE | ATTEND. |
|-------|----------------------|-----|-------|---------|
| 8/30 | Indiana State | W | 28-10 | 38,006 |
| 9/13 | at Bowling Green | L | 42-45 | 23,717 |
| 9/20 | at No. 18 Missouri | W | 31-27 | 66,455 |
| 9/27 | Maryland | L | 15-37 | 44,313 |
| 10/4 | North Texas | W | 49-24 | 40,457 |
| 10/11 | at Iowa | L | 29-45 | 68,590 |
| 10/18 | No. 8 Michigan State | L | 17-56 | 44,403 |
| 11/1 | at Michigan | L | 10-34 | 103,111 |
| 11/8 | Penn State | L | 7-13 | 42,883 |
| 11/15 | at Rutgers | L | 23-45 | 47,492 |
| 11/22 | at No. 6 Ohio State | L | 27-42 | 101,426 |
| 11/29 | Purdue | W | 23-16 | 40,079 |

| TEAM STATISTICS | INDIANA | OPPONENTS |
|----------------------------|-----------|------------|
| POINTS | 301 | 394 |
| <i>Points Per Game</i> | 25.1 | 32.8 |
| FIRST DOWNS | 226 | 268 |
| <i>Rushing</i> | 134 | 110 |
| <i>Passing</i> | 73 | 135 |
| <i>Penalty</i> | 19 | 23 |
| RUSHING YARDAGE | 3,163 | 2,192 |
| <i>Yards Gained</i> | 3,484 | 2,474 |
| <i>Yards Lost</i> | 301 | 282 |
| <i>Rushing Attempts</i> | 539 | 450 |
| <i>Average Per Rush</i> | 5.9 | 4.9 |
| <i>Average Per Game</i> | 263.6 | 182.7 |
| <i>Touchdowns Rushing</i> | 29 | 22 |
| PASSING YARDAGE | 1,697 | 3,013 |
| <i>Att-Comp-Int</i> | 313-168-9 | 440-271-13 |
| <i>Average Per Pass</i> | 5.4 | 6.8 |
| <i>Average Per Catch</i> | 10.1 | 11.1 |
| <i>Average Per Game</i> | 141.4 | 251.1 |
| <i>Touchdowns Passing</i> | 7 | 24 |
| TOTAL OFFENSE | 4,860 | 5,205 |
| <i>Total Plays</i> | 852 | 890 |
| <i>Average Per Play</i> | 5.7 | 5.8 |
| <i>Average Per Game</i> | 405.0 | 433.8 |
| KICKOFF RETURNS-YARDS | 48-903 | 24-550 |
| PUNT RETURNS-YARDS | 17-88 | 18-195 |
| INTERCEPTION RETURNS-YARDS | 13-110 | 9-147 |
| FUMBLES-LOST | 20-10 | 9-4 |
| SACKS BY-YARDS | 23-132 | 26-179 |
| PENALTIES-YARDS | 78-713 | 56-494 |
| FIELD GOALS MADE-ATTEMPTS | 14-22 | 20-26 |
| PUNTS-AVERAGE | 77-40.7 | 67-39.7 |
| TIME OF POSSESSION/GAME | 28:20 | 31:40 |
| 3RD-DOWN CONVERSIONS | 55/181 | 66/183 |
| <i>3rd-Down Percentage</i> | 30% | 36% |
| 4TH-DOWN CONVERSIONS | 7/20 | 12/16 |
| <i>4th-Down Percentage</i> | 35% | 75% |

| RUSHING | NO | YDS | AVG | TD | LG | AVG/G |
|------------------|-----|-------|-----|----|----|-------|
| Tevin Coleman | 270 | 2,036 | 7.5 | 15 | 90 | 169.7 |
| D'Angelo Roberts | 107 | 493 | 4.6 | 6 | 47 | 41.1 |

| PASSING | ATT | COMP | INT | PCT | YDS | TD |
|--------------|-----|------|-----|------|-------|----|
| Nate Sudfeld | 167 | 101 | 3 | 60.5 | 1,151 | 6 |

| RECEIVING | NO | YDS | AVG | TD | LG | AVG/G |
|---------------|----|-----|------|----|----|-------|
| Shane Wynn | 56 | 708 | 12.6 | 3 | 76 | 59.0 |
| Tevin Coleman | 25 | 141 | 5.6 | 0 | 44 | 11.8 |
| Nick Stoner | 22 | 217 | 9.9 | 1 | 47 | 24.1 |

| KICKING | FGM-FGA |
|---------------|---------|
| Griffin Oakes | 13-18 |

| PUNTING | NO | YDS | AVG | LG |
|------------|----|-------|------|----|
| Erich Toth | 77 | 3,133 | 40.7 | 64 |

| PUNT RETURNS | NO | YDS | AVG | LG | TD |
|--------------|----|-----|-----|----|----|
| Shane Wynn | 13 | 69 | 5.3 | 22 | 0 |

| KICK RETURNS | NO | YDS | AVG | LG | TD |
|--------------|----|-----|------|----|----|
| Shane Wynn | 19 | 391 | 20.6 | 35 | 0 |

| TACKLES | UA | A | TOT | TFL-YDS |
|---------------|----|----|-----|---------|
| Antonio Allen | 45 | 29 | 74 | 3.5-8 |
| T.J. Simmons | 46 | 26 | 72 | 6.5-25 |

| SACKS | NO | YDS |
|------------------|-----|-----|
| Bobby Richardson | 5.5 | 39 |

| INTERCEPTIONS | NO | YDS | AVG | LG | TD |
|---------------|----|-----|------|----|----|
| Chase Dutra | 3 | 39 | 13.0 | 39 | 0 |
| Tegray Scales | 3 | 3 | 1.0 | 3 | 0 |

2015 • 6-7 (2-6 Big Ten - East Division)

| DATE | OPPONENT | W/L | SCORE | ATTEND. |
|-------|-------------------------|--------|-------|---------|
| 9/5 | Southern Illinois | W | 48-47 | 36,071 |
| 9/12 | FIU | W | 36-22 | 41,509 |
| 9/19 | Western Kentucky | W | 38-35 | 44,823 |
| 9/26 | at Wake Forest | W | 31-24 | 22,508 |
| 10/3 | No. 1 Ohio State | L | 27-34 | 52,929 |
| 10/10 | at Penn State | L | 7-29 | 97,873 |
| 10/17 | Rutgers | L | 52-55 | 40,567 |
| 10/24 | at No. 7 Michigan State | L | 26-52 | 74,144 |
| 11/7 | No. 9 Iowa | L | 27-35 | 44,739 |
| 11/14 | No. 14 Michigan | L(2OT) | 41-48 | 49,557 |
| 11/21 | at Maryland | W | 47-28 | 33,685 |
| 11/28 | at Purdue | W | 54-36 | 37,152 |
| 12/26 | vs. Duke | L(OT) | 41-44 | 37,218 |

| TEAM STATISTICS | INDIANA | OPPONENTS |
|----------------------------|-----------|------------|
| POINTS | 475 | 489 |
| <i>Points Per Game</i> | 36.5 | 37.6 |
| FIRST DOWNS | 337 | 326 |
| <i>Rushing</i> | 141 | 113 |
| <i>Passing</i> | 168 | 187 |
| <i>Penalty</i> | 28 | 26 |
| RUSHING YARDAGE | 2,738 | 2,544 |
| <i>Yards Gained</i> | 3,020 | 2,811 |
| <i>Yards Lost</i> | 284 | 267 |
| <i>Rushing Attempts</i> | 592 | 487 |
| <i>Average Per Rush</i> | 4.6 | 5.2 |
| <i>Average Per Game</i> | 210.5 | 195.7 |
| <i>Touchdowns Rushing</i> | 27 | 30 |
| PASSING YARDAGE | 3,820 | 4,079 |
| <i>Att-Comp-Int</i> | 461-269-8 | 551-328-12 |
| <i>Average Per Pass</i> | 8.3 | 7.4 |
| <i>Average Per Catch</i> | 14.2 | 14.2 |
| <i>Average Per Game</i> | 283.9 | 313.8 |
| <i>Touchdowns Passing</i> | 27 | 32 |
| TOTAL OFFENSE | 6,556 | 6,623 |
| <i>Total Plays</i> | 1,053 | 1,038 |
| <i>Average Per Play</i> | 6.2 | 6.4 |
| <i>Average Per Game</i> | 504.3 | 509.5 |
| KICKOFF RETURNS-YARDS | 51-979 | 37-878 |
| PUNT RETURNS-YARDS | 18-199 | 27-191 |
| INTERCEPTION RETURNS-YARDS | 12-238 | 8-2 |
| FUMBLES-LOST | 15-6 | 22-10 |
| SACKS BY-YARDS | 30-146 | 13-92 |
| PENALTIES-YARDS | 91-778 | 83-779 |
| FIELD GOALS MADE-ATTEMPTS | 24-29 | 13-17 |
| PUNTS-AVERAGE | 64-41.1 | 68-41.5 |
| TIME OF POSSESSION/GAME | 29:09 | 30:51 |
| 3RD-DOWN CONVERSIONS | 77/202 | 88/209 |
| <i>3rd-Down Percentage</i> | 38% | 42% |
| 4TH-DOWN CONVERSIONS | 13/29 | 13/28 |
| <i>4th-Down Percentage</i> | 45% | 46% |

| RUSHING | NO | YDS | AVG | TD | LG | AVG/G |
|----------------|-----|-------|-----|----|----|-------|
| Jordan Howard | 196 | 1,213 | 6.2 | 9 | 37 | 134.8 |
| Devine Redding | 226 | 1,012 | 4.6 | 9 | 66 | 77.9 |

| PASSING | ATT | COMP | INT | PCT | YDS | TD |
|--------------|-----|------|-----|------|-------|----|
| Nate Sudfeld | 247 | 142 | 7 | 60.0 | 3,573 | 27 |

| RECEIVING | NO | YDS | AVG | TD | LG | AVG/G |
|-------------------|----|-------|------|----|----|-------|
| Simmie Cobbs, Jr. | 60 | 1,035 | 17.3 | 4 | 55 | 79.6 |
| Mitchell Paige | 57 | 684 | 12.0 | 6 | 45 | 52.6 |
| Ricky Jones | 54 | 906 | 16.8 | 5 | 71 | 69.7 |

| KICKING | FGM-FGA |
|---------------|---------|
| Griffin Oakes | 24-29 |

| PUNTING | NO | YDS | AVG | LG |
|------------|----|-------|------|----|
| Erich Toth | 63 | 2,628 | 41.7 | 62 |

| PUNT RETURNS | NO | YDS | AVG | LG | TD |
|--------------|----|-----|------|----|----|
| Shane Wynn | 18 | 199 | 11.1 | 91 | 2 |

| KICK RETURNS | NO | YDS | AVG | LG | TD |
|--------------|----|-----|------|----|----|
| Damon Graham | 24 | 506 | 20.1 | 41 | 0 |

| TACKLES | UA | A | TOT | TFL-YDS |
|-------------------|----|----|-----|---------|
| Marcus Oliver | 65 | 47 | 112 | 6.5-15 |
| Jonathan Crawford | 48 | 28 | 76 | 1.0-9 |

| SACKS | NO | YDS |
|---------------|-----|-----|
| Nick Mangieri | 9.5 | 38 |

| INTERCEPTIONS | NO | YDS | AVG | LG | TD |
|-------------------|----|-----|-----|----|----|
| Jonathan Crawford | 4 | 33 | 8.3 | 18 | 0 |

2016 • 6-7 (4-5 Big Ten - East Division)

| DATE | OPPONENT | W/L | SCORE | ATTEND. |
|-------|-----------------------|--------|-------|---------|
| 9/1 | at FIU | W | 34-13 | 19,226 |
| 9/10 | Ball State | W | 30-20 | 41,374 |
| 9/24 | Wake Forest | L | 28-33 | 45,519 |
| 10/1 | No. 17 Michigan State | W (OT) | 24-21 | 43,971 |
| 10/8 | at No. 2 Ohio State | L | 17-38 | 107,420 |
| 10/15 | No. 10 Nebraska | L | 22-27 | 48,254 |
| 10/22 | at Northwestern | L | 14-24 | 35,417 |
| 10/29 | Maryland | W | 42-36 | 38,291 |
| 11/5 | at Rutgers | W | 33-27 | 37,345 |
| 11/12 | No. 10 Penn State | L | 31-45 | 40,678 |
| 11/19 | at No. 3 Michigan | L | 10-20 | 110,288 |
| 11/26 | Purdue | W | 26-24 | 43,103 |
| 12/28 | vs. No. 19 Utah | L | 24-26 | 27,608 |

| TEAM STATISTICS | INDIANA | OPPONENTS |
|----------------------------|------------|------------|
| POINTS | 335 | 354 |
| <i>Points Per Game</i> | 25.7 | 27.2 |
| FIRST DOWNS | 279 | 253 |
| <i>Rushing</i> | 105 | 112 |
| <i>Passing</i> | 152 | 123 |
| <i>Penalty</i> | 22 | 18 |
| RUSHING YARDAGE | 1,979 | 2,085 |
| <i>Yards Gained</i> | 2,377 | 2,445 |
| <i>Yards Lost</i> | 398 | 360 |
| <i>Rushing Attempts</i> | 534 | 554 |
| <i>Average Per Rush</i> | 3.7 | 3.8 |
| <i>Average Per Game</i> | 152.2 | 160.4 |
| <i>Touchdowns Rushing</i> | 18 | 20 |
| PASSING YARDAGE | 3,559 | 2,856 |
| <i>Att-Comp-Int</i> | 456-263-18 | 417-219-13 |
| <i>Average Per Pass</i> | 7.8 | 6.9 |
| <i>Average Per Catch</i> | 13.5 | 13.0 |
| <i>Average Per Game</i> | 273.8 | 219.7 |
| <i>Touchdowns Passing</i> | 21 | 17 |
| TOTAL OFFENSE | 5,538 | 4,941 |
| <i>Total Plays</i> | 990 | 971 |
| <i>Average Per Play</i> | 5.6 | 5.1 |
| <i>Average Per Game</i> | 426.0 | 380.1 |
| KICKOFF RETURNS-YARDS | 52-1,008 | 35-688 |
| PUNT RETURNS-YARDS | 24-179 | 32-195 |
| INTERCEPTION RETURNS-YARDS | 13-142 | 18-279 |
| FUMBLES-LOST | 19-11 | 19-10 |
| SACKS BY-YARDS | 33-220 | 29-235 |
| PENALTIES-YARDS | 79-686 | 88-735 |
| FIELD GOALS MADE-ATTEMPTS | 16-26 | 21-24 |
| PUNTS-AVERAGE | 64-38.6 | 81-39.0 |
| TIME OF POSSESSION/GAME | 28:07 | 31:53 |
| 3RD-DOWN CONVERSIONS | 81/203 | 68/207 |
| <i>3rd-Down Percentage</i> | 39.9% | 32.9% |
| 4TH-DOWN CONVERSIONS | 7/27 | 17/27 |
| <i>4th-Down Percentage</i> | 25.9% | 63.0% |

| RUSHING | NO | YDS | AVG | TD | LG | AVG/G |
|-------------------|---------|-------|------|----------|-------|-------|
| Devine Redding | 253 | 1,122 | 4.4 | 7 | 36 | 86.3 |
| PASSING | ATT | COMP | INT | PCT | YDS | TD |
| Richard Lagow | 253 | 438 | 17 | 57.8 | 3,362 | 19 |
| RECEIVING | NO | YDS | AVG | TD | LG | AVG/G |
| Nick Westbrook | 54 | 995 | 18.4 | 6 | 79 | 76.5 |
| Mitchell Paige | 58 | 646 | 11.1 | 4 | 42 | 49.7 |
| Ricky Jones | 53 | 848 | 16.0 | 3 | 65 | 65.2 |
| KICKING | FGM-FGA | | | | | |
| Griffin Oakes | 16-26 | | | | | |
| PUNTING | NO | YDS | AVG | LG | | |
| Joseph Gedeon | 61 | 2,457 | 40.3 | 57 | | |
| PUNT RETURNS | NO | YDS | AVG | LG | TD | |
| Mitchell Paige | 18 | 129 | 7.2 | 39 | 0 | |
| KICK RETURNS | NO | YDS | AVG | LG | TD | |
| Devonte Williams | 39 | 784 | 20.1 | 36 | 0 | |
| TACKLES | UA | A | TOT | TFL-YDS | | |
| Tegray Scales | 93 | 33 | 126 | 23.5-126 | | |
| Marcus Oliver | 65 | 31 | 96 | 15.5-71 | | |
| SACKS | NO | YDS | | | | |
| Tegray Scales | 7.0 | 44 | | | | |
| INTERCEPTIONS | NO | YDS | AVG | LG | TD | |
| Rashard Fant | 3 | 68 | 22.7 | 34 | 1 | |
| Jonathan Crawford | 3 | 16 | 5.3 | 12 | 0 | |

2017 • 5-7 (2-7 Big Ten - East Division)

| DATE | OPPONENT | W/L | SCORE | ATTEND. |
|-------|---------------------|--------|-------|---------|
| 8/31 | No. 2 Ohio State | L | 21-49 | 52,929 |
| 9/9 | at Virginia | W | 34-17 | 38,993 |
| 9/23 | Georgia Southern | W | 52-17 | 42,886 |
| 9/30 | at No. 4 Penn State | L | 14-45 | 107,542 |
| 10/7 | Charleston Southern | W | 27-0 | 35,995 |
| 10/14 | No. 17 Michigan | L (OT) | 20-27 | 52,929 |
| 10/21 | at Michigan State | L | 9-17 | 74,111 |
| 10/28 | at Maryland | L | 39-42 | 35,144 |
| 11/4 | No. 4 Wisconsin | L | 17-45 | 43,027 |
| 11/11 | at Illinois | W | 24-14 | 40,195 |
| 11/18 | Rutgers | L | 41-0 | 35,949 |
| 11/25 | at Purdue | L | 24-31 | 52,105 |

| TEAM STATISTICS | INDIANA | OPPONENTS |
|----------------------------|------------|-----------|
| POINTS | 322 | 304 |
| <i>Points Per Game</i> | 26.8 | 25.3 |
| FIRST DOWNS | 252 | 210 |
| <i>Rushing</i> | 79 | 99 |
| <i>Passing</i> | 144 | 84 |
| <i>Penalty</i> | 29 | 29 |
| RUSHING YARDAGE | 1,561 | 1,925 |
| <i>Yards Gained</i> | 1,859 | 2,292 |
| <i>Yards Lost</i> | 298 | 367 |
| <i>Rushing Attempts</i> | 449 | 497 |
| <i>Average Per Rush</i> | 3.5 | 3.9 |
| <i>Average Per Game</i> | 130.1 | 160.4 |
| <i>Touchdowns Rushing</i> | 11 | 18 |
| PASSING YARDAGE | 3,188 | 2,156 |
| <i>Att-Comp-Int</i> | 502-306-13 | 332-181-5 |
| <i>Average Per Pass</i> | 6.4 | 6.5 |
| <i>Average Per Catch</i> | 10.4 | 11.9 |
| <i>Average Per Game</i> | 265.7 | 179.7 |
| <i>Touchdowns Passing</i> | 25 | 18 |
| TOTAL OFFENSE | 4,749 | 4,081 |
| <i>Total Plays</i> | 951 | 829 |
| <i>Average Per Play</i> | 5.0 | 4.9 |
| <i>Average Per Game</i> | 395.8 | 340.1 |
| KICKOFF RETURNS-YARDS | 33-623 | 26-647 |
| PUNT RETURNS-YARDS | 29-368 | 25-124 |
| INTERCEPTION RETURNS-YARDS | 5-34 | 13-98 |
| FUMBLES-LOST | 15-7 | 19-8 |
| SACKS BY-YARDS | 36-213 | 29-211 |
| PENALTIES-YARDS | 71-707 | 91-796 |
| FIELD GOALS MADE-ATTEMPTS | 16-17 | 10-13 |
| PUNTS-AVERAGE | 86-40.2 | 95-42.7 |
| TIME OF POSSESSION/GAME | 28:23 | 31:37 |
| 3RD-DOWN CONVERSIONS | 80/211 | 55/184 |
| <i>3rd-Down Percentage</i> | 37.9% | 29.9% |
| 4TH-DOWN CONVERSIONS | 9/19 | 9/17 |
| <i>4th-Down Percentage</i> | 47.4% | 52.9% |

| RUSHING | NO | YDS | AVG | TD | LG | AVG/G |
|-------------------|---------|-------|------|---------|-------|-------|
| Morgan Ellison | 143 | 704 | 4.9 | 6 | 45 | 64.0 |
| PASSING | ATT | COMP | INT | PCT | YDS | TD |
| Richard Lagow | 295 | 172 | 8 | 58.3 | 1,936 | 15 |
| Peyton Ramsey | 205 | 134 | 5 | 65.4 | 1,252 | 10 |
| RECEIVING | NO | YDS | AVG | TD | LG | AVG/G |
| Simmie Cobbs Jr. | 72 | 841 | 11.7 | 8 | 35 | 70.1 |
| Mitchell Paige | 68 | 589 | 8.7 | 2 | 25 | 49.1 |
| KICKING | FGM-FGA | | | | | |
| Griffin Oakes | 16-17 | | | | | |
| PUNTING | NO | YDS | AVG | LG | | |
| Haydon Whitehead | 85 | 3,459 | 40.7 | 56 | | |
| PUNT RETURNS | NO | YDS | AVG | LG | TD | |
| J-Shun Harris II | 14 | 266 | 19.0 | 70 | 2 | |
| KICK RETURNS | NO | YDS | AVG | LG | TD | |
| Devonte Williams | 28 | 523 | 18.7 | 31 | 0 | |
| TACKLES | UA | A | TOT | TFL-YDS | | |
| Chase Dutra | 65 | 31 | 96 | 1.5-2 | | |
| Tegray Scales | 50 | 35 | 85 | 12.0-40 | | |
| Chris Covington | 50 | 35 | 85 | 12.0-40 | | |
| SACKS | NO | YDS | | | | |
| Robert McCray III | 6.0 | 29 | | | | |
| Tegray Scales | 6.0 | 36 | | | | |
| INTERCEPTIONS | NO | YDS | AVG | LG | TD | |
| Tegray Scales | 2 | 0 | 0.0 | 0 | 0 | |

**2018 • 5-7 (2-7 Big Ten - East Division)**

| DATE | OPPONENT | W/L | SCORE | ATTEND. |
|-------|-----------------------|-----|-------|---------|
| 9/1 | at FIU | W | 38-28 | 17,082 |
| 9/8 | Virginia | W | 20-16 | 35,492 |
| 9/15 | Ball State | W | 38-10 | 40,240 |
| 9/22 | No. 24 Michigan State | L | 21-35 | 45,445 |
| 9/29 | at Rutgers | W | 24-17 | 32,056 |
| 10/6 | at No. 3 Ohio State | L | 26-49 | 104,193 |
| 10/13 | Iowa | L | 16-42 | 40,512 |
| 10/20 | No. 18 Penn State | L | 28-33 | 41,553 |
| 10/26 | at Minnesota | L | 31-38 | 33,273 |
| 11/10 | Maryland | W | 34-32 | 35,264 |
| 11/17 | at No. 4 Michigan | L | 20-31 | 110,118 |
| 11/24 | Purdue | L | 21-28 | 48,247 |

| TEAM STATISTICS | INDIANA | OPPONENTS |
|----------------------------|------------|------------|
| POINTS | 317 | 359 |
| <i>Points Per Game</i> | 26.4 | 29.9 |
| FIRST DOWNS | 282 | 272 |
| <i>Rushing</i> | 106 | 115 |
| <i>Passing</i> | 143 | 129 |
| <i>Penalty</i> | 33 | 28 |
| RUSHING YARDAGE | 1,888 | 2,198 |
| <i>Yards Gained</i> | 2,142 | 2,456 |
| <i>Yards Lost</i> | 254 | 258 |
| <i>Rushing Attempts</i> | 428 | 479 |
| <i>Average Per Rush</i> | 4.4 | 4.6 |
| <i>Average Per Game</i> | 157.3 | 183.2 |
| <i>Touchdowns Rushing</i> | 17 | 17 |
| PASSING YARDAGE | 3,094 | 2,887 |
| <i>Att-Comp-Int</i> | 481-316-13 | 369-225-13 |
| <i>Average Per Pass</i> | 6.4 | 7.8 |
| <i>Average Per Catch</i> | 9.8 | 12.8 |
| <i>Average Per Game</i> | 257.8 | 240.6 |
| <i>Touchdowns Passing</i> | 20 | 27 |
| TOTAL OFFENSE | 4,982 | 5,085 |
| <i>Total Plays</i> | 909 | 848 |
| <i>Average Per Play</i> | 5.5 | 6.0 |
| <i>Average Per Game</i> | 415.2 | 423.8 |
| KICKOFF RETURNS-YARDS | 18-325 | 32-782 |
| PUNT RETURNS-YARDS | 16-147 | 15-57 |
| INTERCEPTION RETURNS-YARDS | 13-85 | 13-108 |
| FUMBLES-LOST | 13-8 | 22-13 |
| SACKS BY-YARDS | 22-140 | 27-159 |
| PENALTIES-YARDS | 71-729 | 80-799 |
| FIELD GOALS MADE-ATTEMPTS | 15-18 | 15-16 |
| PUNTS-AVERAGE | 52-39.2 | 49-40.7 |
| TIME OF POSSESSION/GAME | 28:48 | 31:12 |
| 3RD-DOWN CONVERSIONS | 78/184 | 69/162 |
| <i>3rd-Down Percentage</i> | 42.4% | 42.0% |
| 4TH-DOWN CONVERSIONS | 14/29 | 14/19 |
| <i>4th-Down Percentage</i> | 48.3% | 73.7% |

| RUSHING | NO | YDS | AVG | TD | LG | AVG/G |
|-------------------|---------|-------|------|---------|-------|-------|
| Stevie Scott III | 228 | 1,137 | 5.0 | 10 | 45 | 94.8 |
| PASSING | ATT | COMP | INT | PCT | YDS | TD |
| Payton Ramsey | 447 | 297 | 13 | 66.0 | 2,875 | 19 |
| RECEIVING | NO | YDS | AVG | TD | LG | AVG/G |
| Luke Tirmian | 46 | 422 | 9.2 | 0 | 30 | 46.9 |
| Nick Westbrook | 42 | 590 | 14.0 | 4 | 41 | 49.2 |
| Donavan Hale | 42 | 508 | 12.1 | 6 | 43 | 42.3 |
| KICKING | FGM-FGA | | | | | |
| Logan Justus | 15-18 | | | | | |
| PUNTING | NO | YDS | AVG | LG | | |
| Haydon Whitehead | 51 | 2,040 | 40.0 | 58 | | |
| PUNT RETURNS | NO | YDS | AVG | LG | TD | |
| J-Shun Harris II | 16 | 147 | 9.2 | 86 | 1 | |
| KICK RETURNS | NO | YDS | AVG | LG | TD | |
| Mike Majette | 6 | 109 | 18.2 | 25 | 0 | |
| TACKLES | UA | A | TOT | TFL-YDS | | |
| Jonathan Crawford | 47 | 19 | 66 | 3.5-12 | | |
| Dameon Willis Jr. | 37 | 25 | 62 | 4.0-16 | | |
| Marcelino Ball | 40 | 19 | 59 | 7.5-41 | | |
| SACKS | NO | YDS | | | | |
| Jerome Johnson | 3.5 | 20 | | | | |
| INTERCEPTIONS | NO | YDS | AVG | LG | TD | |
| Bryant Fitzgerald | 3 | 10 | 3.3 | 9 | 0 | |

2019 • 8-5 (5-4 Big Ten - East Division)

| DATE | OPPONENT | W/L | SCORE | ATTEND. |
|-------|--------------------------|---------|-------|---------|
| 8/31 | vs. Ball State | W | 34-24 | 21,437 |
| 9/7 | Eastern Illinois | W | 52-0 | 37,784 |
| 9/14 | No. 6 Ohio State | L | 10-51 | 47,945 |
| 9/21 | Connecticut | W | 38-3 | 40,084 |
| 9/28 | at No. 25 Michigan State | L | 31-40 | 71,048 |
| 10/12 | Rutgers | W | 35-0 | 37,055 |
| 10/19 | at Maryland | W | 34-28 | 32,606 |
| 10/26 | at Nebraska | W | 38-31 | 89,317 |
| 11/2 | Northwestern | W | 34-3 | 40,924 |
| 11/16 | at No. 9 Penn State | L | 27-34 | 106,323 |
| 11/23 | No. 13 Michigan | L | 14-39 | 43,671 |
| 11/30 | at Purdue | W (2OT) | 44-41 | 55,338 |
| 1/2 | vs. Tennessee | L | 22-23 | 61,789 |

| TEAM STATISTICS | INDIANA | OPPONENTS |
|----------------------------|-----------|-----------|
| POINTS | 413 | 317 |
| <i>Points Per Game</i> | 31.8 | 24.4 |
| FIRST DOWNS | 304 | 248 |
| <i>Rushing</i> | 106 | 95 |
| <i>Passing</i> | 170 | 117 |
| <i>Penalty</i> | 28 | 36 |
| RUSHING YARDAGE | 1,695 | 1,801 |
| <i>Yards Gained</i> | 1,963 | 2,087 |
| <i>Yards Lost</i> | 268 | 286 |
| <i>Rushing Attempts</i> | 467 | 459 |
| <i>Average Per Rush</i> | 3.6 | 3.9 |
| <i>Average Per Game</i> | 130.4 | 139.5 |
| <i>Touchdowns Rushing</i> | 24 | 17 |
| PASSING YARDAGE | 3,931 | 2,778 |
| <i>Att-Comp-Int</i> | 473-321-9 | 394-219-7 |
| <i>Average Per Pass</i> | 8.3 | 7.1 |
| <i>Average Per Catch</i> | 12.2 | 12.2 |
| <i>Average Per Game</i> | 302.4 | 213.7 |
| <i>Touchdowns Passing</i> | 24 | 20 |
| TOTAL OFFENSE | 5,626 | 4,579 |
| <i>Total Plays</i> | 940 | 853 |
| <i>Average Per Play</i> | 6.0 | 5.4 |
| <i>Average Per Game</i> | 432.8 | 352.2 |
| KICKOFF RETURNS-YARDS | 36-698 | 27-540 |
| PUNT RETURNS-YARDS | 17-68 | 7-64 |
| INTERCEPTION RETURNS-YARDS | 7-159 | 9-110 |
| FUMBLES-LOST | 12-6 | 13-10 |
| SACKS BY-YARDS | 27-184 | 27-148 |
| PENALTIES-YARDS | 88-830 | 69-592 |
| FIELD GOALS MADE-ATTEMPTS | 19-23 | 14-20 |
| PUNTS-AVERAGE | 52-41.7 | 66-40.9 |
| TIME OF POSSESSION/GAME | 33:44 | 26:16 |
| 3RD-DOWN CONVERSIONS | 83/177 | 62/178 |
| <i>3rd-Down Percentage</i> | 46.9% | 35.2% |
| 4TH-DOWN CONVERSIONS | 8/18 | 12/23 |
| <i>4th-Down Percentage</i> | 44.4% | 52.2% |

| RUSHING | NO | YDS | AVG | TD | LG | AVG/G |
|--------------------|---------|-------|------|---------|-------|-------|
| Stevie Scott III | 178 | 845 | 4.7 | 10 | 57 | 76.8 |
| PASSING | ATT | COMP | INT | PCT | YDS | TD |
| Payton Ramsey | 300 | 204 | 5 | 68.0 | 2,454 | 13 |
| Michael Penix Jr. | 160 | 110 | 4 | 68.8 | 1,394 | 10 |
| RECEIVING | NO | YDS | AVG | TD | LG | AVG/G |
| Whop Philyor | 70 | 1,002 | 14.3 | 5 | 56 | 83.5 |
| Peyton Hendershot | 52 | 622 | 12.0 | 4 | 49 | 47.8 |
| Ty Fryfogel | 45 | 604 | 13.4 | 3 | 46 | 46.5 |
| Nick Westbrook | 42 | 572 | 13.6 | 5 | 75 | 44.0 |
| KICKING | FGM-FGA | | | | | |
| Logan Justus | 17-21 | | | | | |
| PUNTING | NO | YDS | AVG | LG | | |
| Haydon Whitehead | 51 | 2,166 | 42.5 | 65 | | |
| PUNT RETURNS | NO | YDS | AVG | LG | TD | |
| Whop Philyor | 15 | 49 | 3.3 | 11 | 0 | |
| KICK RETURNS | NO | YDS | AVG | LG | TD | |
| David Ellis | 28 | 579 | 20.7 | 39 | 0 | |
| TACKLES | UA | A | TOT | TFL-YDS | | |
| Micah McFadden | 42 | 19 | 61 | 10.0-27 | | |
| Reskwon Jones | 39 | 16 | 55 | 3.5-11 | | |
| Khalil Bryant | 32 | 23 | 55 | 1.0-1 | | |
| SACKS | NO | YDS | | | | |
| Jerome Johnson | 5.0 | 46 | | | | |
| Allen Stallings IV | 5.0 | 25 | | | | |
| INTERCEPTIONS | NO | YDS | AVG | LG | TD | |
| Jamar Johnson | 2 | 72 | 36.0 | 63 | 1 | |
| Micah McFadden | 2 | 14 | 7.0 | 11 | 1 | |

2020 • 6-2 (6-1 Big Ten - East Division)

| DATE | OPPONENT | W/L | SCORE | ATTEND. |
|-------|---------------------|--------|-------|---------|
| 10/24 | No. 8 Penn State | W (OT) | 36-35 | 995 |
| 10/31 | at Rutgers | W | 37-21 | -- |
| 11/7 | No. 23 Michigan | W | 38-21 | 1,034 |
| 11/14 | at Michigan State | W | 24-0 | 340 |
| 11/21 | at No. 3 Ohio State | L | 35-42 | 635 |
| 11/28 | Maryland | W | 27-11 | 963 |
| 12/5 | at No. 16 Wisconsin | W | 14-6 | -- |
| 1/2 | vs. Ole Miss | L | 20-26 | 11,025 |

TEAM STATISTICS

| | INDIANA | OPPONENTS |
|----------------------------|-----------|------------|
| POINTS | 231 | 162 |
| <i>Points Per Game</i> | 28.9 | 20.2 |
| FIRST DOWNS | 162 | 161 |
| <i>Rushing</i> | 56 | 61 |
| <i>Passing</i> | 86 | 91 |
| <i>Penalty</i> | 20 | 9 |
| RUSHING YARDAGE | 869 | 1097 |
| <i>Yards Gained</i> | 1,016 | 1,313 |
| <i>Yards Lost</i> | 147 | 216 |
| <i>Rushing Attempts</i> | 278 | 272 |
| <i>Average Per Rush</i> | 3.1 | 4.0 |
| <i>Average Per Game</i> | 108.6 | 137.1 |
| <i>Touchdowns Rushing</i> | 12 | 7 |
| PASSING YARDAGE | 2,007 | 1,928 |
| <i>Att-Comp-Int</i> | 292-168-5 | 276-163-17 |
| <i>Average Per Pass</i> | 6.9 | 7.0 |
| <i>Average Per Catch</i> | 11.9 | 11.8 |
| <i>Average Per Game</i> | 250.9 | 241.0 |
| <i>Touchdowns Passing</i> | 16 | 13 |
| TOTAL OFFENSE | 2,876 | 3,025 |
| <i>Total Plays</i> | 570 | 548 |
| <i>Average Per Play</i> | 5.0 | 5.5 |
| <i>Average Per Game</i> | 359.5 | 378.1 |
| KICKOFF RETURNS-YARDS | 6-105 | 23-473 |
| PUNT RETURNS-YARDS | 9-73 | 4-31 |
| INTERCEPTION RETURNS-YARDS | 17-270 | 5-95 |
| FUMBLES-LOST | 8-7 | 6-3 |
| SACKS BY-YARDS | 25-160 | 10-51 |
| PENALTIES-YARDS | 34-358 | 60-566 |
| FIELD GOALS MADE-ATTEMPTS | 10-11 | 5-12 |
| PUNTS-AVERAGE | 39-43.4 | 38-44.7 |
| TIME OF POSSESSION/GAME | 31:15 | 28:40 |
| 3RD-DOWN CONVERSIONS | 44/115 | 42/112 |
| <i>3rd-Down Percentage</i> | 38.3% | 37.5% |
| 4TH-DOWN CONVERSIONS | 8/15 | 4/13 |
| <i>4th-Down Percentage</i> | 53.3% | 30.8% |

| RUSHING | NO | YDS | AVG | TD | LG | AVG/G |
|------------------|-----|-----|-----|----|----|-------|
| Stevie Scott III | 156 | 561 | 3.6 | 10 | 22 | 70.1 |

| PASSING | ATT | COMP | INT | PCT | YDS | TD |
|-------------------|-----|------|-----|------|-------|----|
| Michael Penix Jr. | 220 | 124 | 4 | 56.4 | 1,645 | 14 |
| Jack Tuttle | 72 | 44 | 1 | 61.1 | 362 | 2 |

| RECEIVING | NO | YDS | AVG | TD | LG | AVG/G |
|-------------------|----|-----|------|----|----|-------|
| Whop Philyor | 54 | 495 | 9.2 | 3 | 63 | 61.9 |
| Ty Fryfogle | 37 | 721 | 19.5 | 7 | 65 | 90.1 |
| Peyton Hendershot | 23 | 151 | 6.6 | 4 | 22 | 18.9 |
| Miles Marshall | 19 | 290 | 15.3 | 1 | 68 | 41.4 |

| KICKING | FGM-FGA |
|------------------|---------|
| Charles Campbell | 10-11 |

| PUNTING | NO | YDS | AVG | LG | TD |
|------------------|----|-------|------|----|----|
| Haydon Whitehead | 39 | 1,693 | 43.4 | 64 | |

| PUNT RETURNS | NO | YDS | AVG | LG | TD |
|--------------|----|-----|-----|----|----|
| Reese Taylor | 9 | 73 | 8.1 | 21 | 0 |

| KICK RETURNS | NO | YDS | AVG | LG | TD |
|---------------|----|-----|------|----|----|
| Jacoby Hewitt | 4 | 59 | 14.8 | 21 | 0 |

| TACKLES | UA | A | TOT | TFL-YDS |
|----------------|----|----|-----|---------|
| Micah McFadden | 44 | 14 | 58 | 10.5-39 |
| Jamar Johnson | 33 | 10 | 43 | 3.5-12 |
| Devon Matthews | 26 | 14 | 40 | 2.0-6 |

| SACKS | NO | YDS |
|----------------|-----|-----|
| Micah McFadden | 6.0 | 31 |
| Jerome Johnson | 4.0 | 31 |

| INTERCEPTIONS | NO | YDS | AVG | TD | LG |
|-----------------|----|-----|------|----|----|
| Jamar Johnson | 4 | 94 | 23.5 | 0 | 33 |
| Jaylin Williams | 4 | 93 | 23.2 | 0 | 39 |

2021 • 2-10 (0-9 Big Ten - East Division)

| DATE | OPPONENT | W/L | SCORE | ATTEND. |
|-------|--------------------------|-----|-------|---------|
| 9/4 | at No. 18 Iowa | L | 6-34 | 68,166 |
| 9/11 | Idaho | W | 56-14 | 47,417 |
| 9/18 | No. 8 Cincinnati | L | 24-38 | 52,656 |
| 9/25 | at Western Kentucky | W | 33-31 | 25,171 |
| 10/2 | at No. 4 Penn State | L | 0-24 | 105,951 |
| 10/16 | at No. 10 Michigan State | L | 15-20 | 50,571 |
| 10/23 | No. 5 Ohio State | L | 7-54 | 52,656 |
| 10/30 | at Maryland | L | 35-38 | 32,308 |
| 11/6 | at No. 7 Michigan | L | 7-29 | 109,890 |
| 11/13 | Rutgers | L | 3-38 | 40,171 |
| 11/20 | Minnesota | L | 14-35 | 38,079 |
| 11/27 | at Purdue | L | 7-44 | 61,320 |

TEAM STATISTICS

| | INDIANA | OPPONENTS |
|----------------------------|------------|-----------|
| POINTS | 207 | 399 |
| <i>Points Per Game</i> | 17.2 | 33.2 |
| FIRST DOWNS | 206 | 250 |
| <i>Rushing</i> | 87 | 100 |
| <i>Passing</i> | 96 | 131 |
| <i>Penalty</i> | 23 | 19 |
| RUSHING YARDAGE | 1,370 | 1,768 |
| <i>Yards Gained</i> | 1,700 | 2,012 |
| <i>Yards Lost</i> | 330 | 244 |
| <i>Rushing Attempts</i> | 429 | 433 |
| <i>Average Per Rush</i> | 3.2 | 4.1 |
| <i>Average Per Game</i> | 114.2 | 147.3 |
| <i>Touchdowns Rushing</i> | 13 | 23 |
| PASSING YARDAGE | 2,106 | 2,841 |
| <i>Att-Comp-Int</i> | 390-199-15 | 395-240-5 |
| <i>Average Per Pass</i> | 5.4 | 7.4 |
| <i>Average Per Catch</i> | 10.6 | 11.8 |
| <i>Average Per Game</i> | 175.5 | 236.8 |
| <i>Touchdowns Passing</i> | 9 | 24 |
| TOTAL OFFENSE | 3,476 | 4,609 |
| <i>Total Plays</i> | 818 | 818 |
| <i>Average Per Play</i> | 4.2 | 5.6 |
| <i>Average Per Game</i> | 289.7 | 384.1 |
| KICKOFF RETURNS-YARDS | 21-424 | 16-443 |
| PUNT RETURNS-YARDS | 14-156 | 20-159 |
| INTERCEPTION RETURNS-YARDS | 5-42 | 15-218 |
| FUMBLES-LOST | 16-7 | 7-4 |
| SACKS BY-YARDS | 17-126 | 29-169 |
| PENALTIES-YARDS | 56-512 | 79-659 |
| FIELD GOALS MADE-ATTEMPTS | 13-18 | 14-16 |
| PUNTS-AVERAGE | 70-41.8 | 63-42.6 |
| TIME OF POSSESSION/GAME | 29:49 | 30:11 |
| 3RD-DOWN CONVERSIONS | 69/186 | 57/155 |
| <i>3rd-Down Percentage</i> | 37.1% | 36.8% |
| 4TH-DOWN CONVERSIONS | 11/22 | 10/15 |
| <i>4th-Down Percentage</i> | 50.0% | 66.7% |

| RUSHING | NO | YDS | AVG | TD | LG | AVG/G |
|--------------|-----|-----|-----|----|----|-------|
| Stephen Carr | 155 | 600 | 3.9 | 6 | 66 | 66.7 |

| PASSING | ATT | COMP | INT | PCT | YDS | TD |
|-------------------|-----|------|-----|------|-----|----|
| Michael Penix Jr. | 162 | 87 | 7 | 53.7 | 939 | 4 |
| Jack Tuttle | 87 | 45 | 5 | 51.7 | 423 | 2 |
| Donaven McCulley | 82 | 35 | 2 | 42.7 | 475 | 2 |
| Grant Gremel | 58 | 32 | 1 | 55.2 | 269 | 1 |

| RECEIVING | NO | YDS | AVG | TD | LG | AVG/G |
|-------------------|----|-----|------|----|----|-------|
| Peyton Hendershot | 46 | 543 | 11.8 | 4 | 35 | 45.2 |
| Ty Fryfogle | 46 | 512 | 11.1 | 1 | 52 | 42.7 |

| KICKING | FGM-FGA |
|------------------|---------|
| Charles Campbell | 13-18 |

| PUNTING | NO | YDS | AVG | LG | TD |
|-------------|----|-------|------|----|----|
| James Evans | 69 | 2,889 | 41.9 | 62 | |

| PUNT RETURNS | NO | YDS | AVG | LG | TD |
|-------------------|----|-----|------|----|----|
| D.J. Matthews Jr. | 4 | 83 | 20.8 | 81 | 1 |

| KICK RETURNS | NO | YDS | AVG | LG | TD |
|---------------|----|-----|------|----|----|
| Jacoby Hewitt | 10 | 226 | 22.6 | 72 | 0 |

| TACKLES | UA | A | TOT | TFL-YDS |
|----------------|----|----|-----|----------|
| Micah McFadden | 49 | 28 | 77 | 15.5-100 |
| Raheem Layne | 43 | 22 | 65 | 1.0-2 |
| Cam Jones | 43 | 21 | 64 | 2.0-9 |

| SACKS | NO | YDS |
|----------------|-----|-----|
| Micah McFadden | 6.5 | 54 |

| INTERCEPTIONS | NO | YDS | AVG | TD | LG |
|---------------|----|-----|-----|----|----|
| Five Tied | 1 | - | - | - | - |

**2022 • 4-8 (2-7 Big Ten - East Division)**

| DATE | OPPONENT | W/L | SCORE | ATTEND. |
|-------|---------------------|---------|-------|---------|
| 9/2 | Illinois | W | 23-20 | 44,357 |
| 9/10 | Idaho | W | 35-22 | 46,785 |
| 9/17 | Western Kentucky | W (OT) | 33-30 | 48,952 |
| 9/24 | at Cincinnati | L | 24-45 | 38,464 |
| 10/1 | at Nebraska | L | 21-35 | 86,804 |
| 10/8 | Michigan | L | 10-31 | 50,805 |
| 10/15 | Maryland | L | 33-38 | 41,154 |
| 10/22 | at Rutgers | L | 17-24 | 43,255 |
| 11/5 | No. 15 Penn State | L | 14-45 | 45,142 |
| 11/12 | at No. 2 Ohio State | L | 14-56 | 103,888 |
| 11/19 | at Michigan State | W (2OT) | 39-31 | 56,136 |
| 11/26 | Purdue | L | 16-30 | 51,148 |

| TEAM STATISTICS | | INDIANA | | OPONENTS | |
|----------------------------|------------|-----------|--|----------|--|
| POINTS | 279 | 407 | | | |
| <i>Points Per Game</i> | 23.3 | 33.9 | | | |
| FIRST DOWNS | 230 | 276 | | | |
| <i>Rushing</i> | 81 | 104 | | | |
| <i>Passing</i> | 117 | 149 | | | |
| <i>Penalty</i> | 32 | 23 | | | |
| RUSHING YARDAGE | 1,330 | 2,101 | | | |
| <i>Yards Gained</i> | 1,762 | 2,391 | | | |
| <i>Yards Lost</i> | 432 | 290 | | | |
| <i>Rushing Attempts</i> | 396 | 507 | | | |
| <i>Average Per Rush</i> | 3.4 | 4.1 | | | |
| <i>Average Per Game</i> | 110.8 | 175.1 | | | |
| <i>Touchdowns Rushing</i> | 15 | 19 | | | |
| PASSING YARDAGE | 2,609 | 3,290 | | | |
| <i>Att-Comp-Int</i> | 483-261-13 | 409-262-7 | | | |
| <i>Average Per Pass</i> | 5.4 | 8.0 | | | |
| <i>Average Per Catch</i> | 10.0 | 12.6 | | | |
| <i>Average Per Game</i> | 217.4 | 274.2 | | | |
| <i>Touchdowns Passing</i> | 16 | 30 | | | |
| TOTAL OFFENSE | 3,939 | 5,391 | | | |
| <i>Total Plays</i> | 879 | 916 | | | |
| <i>Average Per Play</i> | 4.5 | 5.9 | | | |
| <i>Average Per Game</i> | 328.3 | 449.3 | | | |
| KICKOFF RETURNS-YARDS | 30-717 | 18-417 | | | |
| PUNT RETURNS-YARDS | 11-44 | 27-238 | | | |
| INTERCEPTION RETURNS-YARDS | 7-10 | 13-112 | | | |
| FUMBLES-LOST | 11-5 | 16-7 | | | |
| SACKS BY-YARDS | 20-170 | 38-294 | | | |
| PENALTIES-YARDS | 60-543 | 89-806 | | | |
| FIELD GOALS MADE-ATTEMPTS | 14-20 | 13-20 | | | |
| PUNTS-AVERAGE | 77-43.2 | 64-40.4 | | | |
| TIME OF POSSESSION/GAME | 25:34 | 34:16 | | | |
| 3RD-DOWN CONVERSIONS | 64/191 | 78/184 | | | |
| <i>3rd-Down Percentage</i> | 33.5% | 42.4% | | | |
| 4TH-DOWN CONVERSIONS | 9/24 | 8/18 | | | |
| <i>4th-Down Percentage</i> | 37.5% | 44.4% | | | |

| RUSHING | NO | YDS | AVG | TD | LG | AVG/G |
|----------------|-----|-----|-----|----|----|-------|
| Shaun Shivers | 143 | 582 | 4.1 | 6 | 79 | 49.3 |
| Josh Henderson | 90 | 398 | 4.4 | 4 | 23 | 33.2 |
| Jaylin Lucas | 49 | 271 | 5.5 | 2 | 71 | 24.6 |

| PASSING | ATT | COMP | INT | PCT. | YDS | TD |
|----------------|-----|------|-----|------|-------|----|
| Connor Bazelak | 426 | 235 | 10 | 55.2 | 2,312 | 13 |

| RECEIVING | NO | YDS | AVG | TD | LG | AVG/G |
|---------------|----|-----|------|----|----|-------|
| Cam Camper | 46 | 569 | 12.4 | 2 | 40 | 81.3 |
| Emery Simmons | 37 | 408 | 11.0 | 1 | 40 | 34.0 |

| KICKING | FGM-FGA |
|------------------|---------|
| Charles Campbell | 14-20 |

| PUNTING | NO | YDS | AVG | LG |
|-------------|----|-------|------|----|
| James Evans | 75 | 3,325 | 44.3 | 69 |

| PUNT RETURNS | NO | YDS | AVG | TD | LG |
|--------------|----|-----|-----|----|----|
| Connor Delp | 6 | 27 | 4.5 | 0 | 12 |

| KICK RETURNS | NO | YDS | AVG | TD | LG |
|--------------|----|-----|------|----|----|
| Jaylin Lucas | 21 | 591 | 28.1 | 2 | 93 |

| TACKLES | UA | A | TOT | TFL-YDS |
|-------------------|----|----|-----|---------|
| Aaron Casey | 50 | 36 | 86 | 10.5-27 |
| Bryant Fitzgerald | 45 | 29 | 74 | 1.5-3 |
| Devon Matthews | 36 | 29 | 65 | 3.0-6 |

| SACKS | NO | YDS |
|---------------|-----|-----|
| Alfred Bryant | 4.0 | 33 |

| INTERCEPTIONS | NO | YDS | AVG | TD | LG |
|---------------|----|-----|-----|----|----|
| Tiawan Mullen | 2 | 0 | 0.0 | 0 | 0 |

2023 • 3-9 (1-8 Big Ten - East Division)

| DATE | OPPONENT | W/L | SCORE | ATTEND. |
|-------|-------------------|---------|-------|---------|
| 9/2 | No. 3 Ohio State | L | 3-23 | 50,050 |
| 9/8 | Indiana State | W | 41-7 | 42,775 |
| 9/16 | vs. Louisville | L | 14-21 | 22,840 |
| 9/23 | Akron | W (4OT) | 29-27 | 44,968 |
| 9/30 | at Maryland | L | 17-44 | 38,181 |
| 10/14 | at No. 2 Michigan | L | 7-52 | 110,264 |
| 10/21 | Rutgers | L | 14-31 | 43,611 |
| 10/28 | at Penn State | L | 24-33 | 107,209 |
| 11/4 | Wisconsin | W | 20-14 | 45,466 |
| 11/11 | at Illinois | L (OT) | 45-48 | 53,157 |
| 11/18 | Michigan State | L | 21-24 | 40,666 |
| 11/25 | at Purdue | L | 31-35 | 59,993 |

| TEAM STATISTICS | | INDIANA | | OPONENTS | |
|----------------------------|------------|------------|--|----------|--|
| POINTS | 266 | 359 | | | |
| <i>Points Per Game</i> | 22.2 | 29.9 | | | |
| FIRST DOWNS | 238 | 246 | | | |
| <i>Rushing</i> | 89 | 105 | | | |
| <i>Passing</i> | 120 | 120 | | | |
| <i>Penalty</i> | 29 | 21 | | | |
| RUSHING YARDAGE | 1,451 | 1,875 | | | |
| <i>Yards Gained</i> | 1,780 | 2,166 | | | |
| <i>Yards Lost</i> | 329 | 291 | | | |
| <i>Rushing Attempts</i> | 432 | 448 | | | |
| <i>Average Per Rush</i> | 3.4 | 4.2 | | | |
| <i>Average Per Game</i> | 120.9 | 156.2 | | | |
| <i>Touchdowns Rushing</i> | 13 | 18 | | | |
| PASSING YARDAGE | 2,553 | 2,847 | | | |
| <i>Att-Comp-Int</i> | 366-215-10 | 364-221-10 | | | |
| <i>Average Per Pass</i> | 7.0 | 7.8 | | | |
| <i>Average Per Catch</i> | 11.9 | 12.9 | | | |
| <i>Average Per Game</i> | 212.8 | 237.2 | | | |
| <i>Touchdowns Passing</i> | 18 | 25 | | | |
| TOTAL OFFENSE | 4,004 | 4,722 | | | |
| <i>Total Plays</i> | 798 | 812 | | | |
| <i>Average Per Play</i> | 5.0 | 5.8 | | | |
| <i>Average Per Game</i> | 333.7 | 393.5 | | | |
| KICKOFF RETURNS-YARDS | 31-657 | 19-421 | | | |
| PUNT RETURNS-YARDS | 12-31 | 23-182 | | | |
| INTERCEPTION RETURNS-YARDS | 10-98 | 10-140 | | | |
| FUMBLES-LOST | 19-8 | 10-3 | | | |
| SACKS BY-YARDS | 21-128 | 26-203 | | | |
| PENALTIES-YARDS | 65-608 | 67-713 | | | |
| FIELD GOALS MADE-ATTEMPTS | 11-15 | 16-21 | | | |
| PUNTS-AVERAGE | 58-45.0 | 53-41.9 | | | |
| TIME OF POSSESSION/GAME | 31:59 | 30:24 | | | |
| 3RD-DOWN CONVERSIONS | 62/167 | 56/154 | | | |
| <i>3rd-Down Percentage</i> | 37% | 36% | | | |
| 4TH-DOWN CONVERSIONS | 9/26 | 10/19 | | | |
| <i>4th-Down Percentage</i> | 35% | 53% | | | |

| RUSHING | NO | YDS | AVG | TD | LG | AVG/G |
|----------------|-----|-----|-----|----|----|-------|
| Trent Howland | 75 | 354 | 4.7 | 2 | 19 | 32.2 |
| Josh Henderson | 81 | 337 | 4.2 | 2 | 29 | 42.1 |
| Brendan Sorsby | 112 | 286 | 2.6 | 4 | 25 | 28.6 |

| PASSING | ATT | COMP | INT | PCT. | YDS | TD |
|----------------|-----|------|-----|------|-------|----|
| Brendan Sorsby | 236 | 135 | 5 | 57.2 | 1,587 | 15 |
| Tayven Jackson | 128 | 78 | 5 | 60.9 | 914 | 2 |

| RECEIVING | NO | YDS | AVG | TD | LG | AVG/G |
|------------------|----|-----|------|----|----|-------|
| Donaven McCulley | 48 | 644 | 13.4 | 6 | 69 | 53.7 |
| Jaylin Lucas | 34 | 247 | 7.3 | 2 | 44 | 20.6 |
| DeQuee Carter | 27 | 395 | 14.6 | 3 | 90 | 32.9 |

| KICKING | FGM-FGA |
|---------------|---------|
| Chris Freeman | 10-14 |

| PUNTING | NO | YDS | AVG | LG |
|-------------|----|-------|------|----|
| James Evans | 57 | 2,612 | 45.8 | 70 |

| PUNT RETURNS | NO | YDS | AVG | TD | LG |
|--------------|----|-----|-----|----|----|
| Jaylin Lucas | 9 | 14 | 1.6 | 0 | 29 |

| KICK RETURNS | NO | YDS | AVG | TD | LG |
|--------------|----|-----|------|----|-----|
| Jaylin Lucas | 22 | 572 | 26.0 | 1 | 100 |

| TACKLES | UA | A | TOT | TFL-YDS |
|-------------|----|----|-----|---------|
| Aaron Casey | 78 | 31 | 109 | 20.0-82 |
| Louis Moore | 58 | 24 | 82 | 1.0-5 |

| SACKS | NO | YDS |
|-------------|-----|-----|
| Aaron Casey | 6.5 | 44 |

| INTERCEPTIONS | NO | YDS | AVG | TD | LG |
|----------------|----|-----|------|----|----|
| Louis Moore | 3 | 49 | 16.3 | 1 | 27 |
| Phillip Dunnam | 3 | 28 | 9.3 | 0 | 17 |


1968 ROSE BOWL

On Nov. 25, 1967, Indiana improved its record to 9-1 with a 19-14 upset win over No. 3 Purdue in the regular-season finale. The win clinched the Big Ten title and secured the Hoosiers' initial postseason bid - a trip to the Rose Bowl and a tilt against top-ranked and O.J. Simpson-led Southern California. Remarkably, just one season earlier in 1966, Indiana had finished the season with a 1-8-1 record.

IU's only Rose Bowl appearance would not be an easy task for the Hoosiers. However, 102,946 fans watched intently as Indiana would give the Trojans everything they could handle for four quarters.

USC tallied first when All-America running back Simpson (25-128-2TDs rushing) scored on a 2-yard touchdown run in the first quarter to cap an 84-yard scoring drive. Indiana would answer just one quarter later. The Hoosiers had a first-and-goal inside the Southern California 10-yard line but could not score a touchdown. However, Indiana kicker **David Kornowa** did connect on a 27-yard field goal attempt that pulled the Hoosiers to within 7-3, a lead that USC would take into the locker room at halftime.

In the third quarter, the Trojans put together their final scoring drive of the day. This time it was a 45-yard drive capped by an 8-yard touchdown run by Simpson. The "Cardiac Kids," a nickname that IU had been given because of several exciting comebacks throughout the 1967 campaign, would threaten one more time but could not close the gap. IU moved to the USC 37-yard line midway through the fourth stanza but failed on two chances to gain a first down with just inches to go.



GAME INFORMATION

January 1, 1968 • Rose Bowl Stadium • Pasadena, Calif.
 NBC • Curt Gowdy (pbp), Paul Christman (analyst)
 Attendance: 102,946

SCORING SUMMARY

| Team | 1 | 2 | 3 | 4 | Final |
|---------|---|---|---|---|-------|
| USC | 7 | 0 | 7 | 0 | 14 |
| Indiana | 0 | 3 | 0 | 0 | 3 |

- 1Q** USC Simpson 2-yard run (Aldridge kick)
2Q IU Kornowa 27-yard field goal
3Q USC Simpson 8-yard run (Aldridge kick)

STATISTICS

| Team | IU | USC |
|-----------------|--------|-------|
| First Downs | 13 | 20 |
| Yards Rushing | 79 | 248 |
| Yards Passing | 110 | 69 |
| Total Offense | 189 | 317 |
| Passes | 9-25-1 | 5-9-1 |
| Punts | 4-41 | 4-41 |
| Fumbles/Lost | 2-1 | 3-1 |
| Penalties/Yards | 4-29 | 8-65 |

Individual

Rushing (A-YDS-TD): IU-Isenbarger 12-38-0, Cole 10-21-0, Gonso 15-11-0, Krivoshia 4-9-0. USC-Simpson 25-128-2, Scott 18-85-0, Sogge 6-17-0, Page 5-14-0, Dale 2-10-0, McCullough 1-(-6)-0.


Passing (A-C-YDS-TD-INT): IU-Gonso 25-9-110-0-1. USC-Sogge 7-4-57-0-1, Page 1-1-12-0-0, Simpson 1-0-0-0-0.

Receiving(R-YDS-TD): IU-Gage 6-67-0, Butcher 3-43-0. USC-Drake 3-46-0, McCullough 2-23-0.

STARTERS

| Indiana | Offense | USC |
|-----------------|---------|-----------------|
| Eric Stolberg | SE | Ron Drake |
| Rick Spickard | LT | Mike Taylor |
| Gary Cassells | LG | Fred Khasigian |
| Harold Mauro | C | Dick Allmon |
| Bob Russell | RG | Dennis Born |
| Al Schmidt | RT | Ron Yary |
| Al Gage | TE | Bob Klein |
| Harry Gonso | QB | Steve Sogge |
| John Isenbarger | TB | O.J. Simpson |
| Jade Butcher | FL | Earl McCullough |
| Terry Cole | FB | Dan Scott |

| Indiana | Defense | USC |
|-----------------|---------|---------------|
| Tom Bilunas | LE | Tim Rossovich |
| Doug Crusan | LT | Willard Scott |
| Harold Dunn | RT | Gary Magner |
| Cal Snowden | RE | Bill Hayhoe |
| Brown Marks | LB | Jim Snow |
| Jim Sniadecki | LB | Adrian Young |
| Ken Kaczmarek | LB/MG | Ralph Oliver |
| Kevin Duffy | LB/R | Ty Salness |
| Dave Kornowa | CB | Bill Jaroncyk |
| Nate Cunningham | CB | Pat Cashman |
| Mike Baughman | S | Mike Battle |




1979 HOLIDAY BOWL

Many people described it as the most exciting game of the 1979 bowl season. The two squads would combine to score 75 total points in addition to tallying 52 first downs and 874 yards of total offense. However, after eight lead changes, Indiana stood victorious, 38-37, over the previously unbeaten Cougars.

Having finished the 1979 regular season with a 7-4 record, Indiana looked to gain its initial bowl victory when it faced off against BYU. It was a tight battle throughout as Cougar quarterback Marc Wilson completed 28-of-43 passes for 380 yards and 2 touchdowns. Throughout the game, he showed many reasons why he led the nation in passing and total offense during the regular season. However, IU found a way to answer every BYU score.

The Cougars would take a 24-21 lead early in the third quarter, but IU tallied right back when running back **Mike Harkrader** (24-71-1TD rushing) scored on a 1-yard touchdown run to give the Hoosiers a 28-24 lead. Indiana kicker **Kevin Kellogg** would then connect on a 26-yard field goal to increase the IU lead to 31-24. However, a 29-yard field goal by BYU and a 15-yard touchdown strike from Wilson to fullback Eric Lane, put the Cougars in front, 34-31, at the end of three quarters.

The fourth quarter did not lack for theatrics. BYU would score the quarter's first points on a field goal to increase its lead to 37-31. However, Indiana's **Tim Wilbur** countered with a 62-yard punt return to tie the game at 37-37. Kellogg would add the extra point to give IU a one-point advantage with 6:53 remaining in the contest. BYU had the opportunity to win the contest on a field goal attempt with just 11 seconds remaining. However, a 27-yard effort by Cougar kicker Brent Johnson failed, and IU held on for the thrilling 38-37 victory.



GAME INFORMATION

December 21, 1979 • San Diego Stadium • San Diego, Calif.
Attendance: 52,500

SCORING SUMMARY

| Team | 1 | 2 | 3 | 4 | Final |
|---------|----|---|----|---|-------|
| Indiana | 14 | 7 | 10 | 7 | 38 |
| BYU | 14 | 3 | 17 | 3 | 37 |

| | | |
|-----------|-----|--|
| 1Q | BYU | Lane 1-yard run (Johnson kick) |
| | IU | Stephenson 38-yard pass from Clifford (Kellogg kick) |
| | IU | Clifford 1-yard run (Kellogg kick) |
| 2Q | BYU | Wilson 3-yard run (Johnson kick) |
| | BYU | Johnson 40-yard field goal |
| | IU | Clifford 1-yard run (Kellogg kick) |
| 3Q | BYU | H. Jones 13-yard pass from Wilson (Johnson kick) |
| | IU | Harkrader 1-yard run (Kellogg kick) |
| | IU | Kellogg 26-yard field goal |
| | BYU | Johnson 29-yard field goal |
| 4Q | BYU | Lane 15-yard pass from Wilson (Johnson kick) |
| | BYU | Johnson 28-yard field goal |
| | IU | Wilbur 62-yard punt return (Kellogg kick) |

STATISTICS

| Team | IU | BYU |
|-----------------|---------|---------|
| First Downs | 21 | 31 |
| Yards Rushing | 183 | 140 |
| Yards Passing | 171 | 380 |
| Total Offense | 354 | 520 |
| Passes | 11-30-1 | 28-43-3 |
| Punts | 6-41 | 2-38 |
| Fumbles/Lost | 1-0 | 1-1 |
| Penalties/Yards | 7-70 | 1-15 |

Individual

Rushing (A-YDS-TD): IU-Johnson 21-76-0, Harkrader 24-71-1, Bowers 5-36-0, Clifford 6-9-2, Darring 1-6-0, Friede 1-(-1)-0, Sutor 1-(-10)-0. **BYU-Jones 8-55-0, Phillips 4-31-0, Wilson 9-28-1, Lane 9-26-1.**


Passing (A-C-YDS-TD-INT): IU-Clifford 29-11-171-1-1, Harkrader 1-0-0-0. **BYU-Wilson 43-28-380-2-3.**

Receiving (R-YDS-TD): IU-Stephenson 5-91-1, Friede 2-43-0, Harangody 2-31-0, Bowers 2-6-0. **BYU-Brown 9-142-0, Lane 9-79-1, H. Jones 4-33-1, Plater 2-41-0, Phillips 2-31-0, L. Jones 1-39-0.**

STARTERS

| Indiana | Offense | BYU |
|-----------------|---------|---------------|
| Mike Friede | SE | Lloyd Jones |
| Gerhard Ahting | LT | Tom Bell |
| Jeff Goldin | LG | Randy Tidwell |
| Lucky Wallace | C | Scott Neilson |
| Jeff Phipps | RG | Danny Hansen |
| Marlon Flemming | RT | Nick Eyre |
| Bob Stephenson | TE | Clay Brown |
| Tim Clifford | QB | Marc Wilson |
| Lonnie Johnson | TB | Homer Jones |
| Nate Lundy | FL | Bill Davis |
| Jerry Bowers | FB | Eric Lane |

| Indiana | Defense | BYU |
|-----------------|---------|------------------|
| Brent Tisdale | DE | Glen Titensor |
| Mark Rodriguez | LT | Mike Morgan |
| Terry Tallen | MG/LB | Gary Kama |
| Rod Walden | RT | Pulusila Filiaga |
| Eric DeBord | DE | Matt Mendenhall |
| Craig Walls | LB | Glen Redd |
| Randy Willhite | CB | Ed. St. Pierre |
| Tim Wilbur | LB | Tim Halverson |
| Stoner Gray | CB | Bill Schoepflin |
| Chuck Alexander | SS | John Neal |
| Steve Mitchell | FS | Bob Prested |



1986 ALL-AMERICAN BOWL

Although he finished with an 0-11 record during his first campaign at Indiana in 1984, it would take **Bill Mallory** just three seasons to lead the Hoosiers to their first bowl appearance under his direction.

Indiana finished with a 6-5 regular-season record in 1986 and capped its season by playing a talented Florida State team in the 1986 All-American Bowl on New Year's Eve in Birmingham, Alabama.


Despite losing, 27-13, the Hoosiers would go on to make bowl appearances following four of the next five seasons.

Florida State used four time-consuming scoring drives that averaged 66 yards each to capture the 10th annual All-American Bowl. IU penetrated inside the Seminole 35-yard line four times without a score.

Indiana would tally first as **Pete Stoyanovich** connected on a 35-yard field goal to give the Hoosiers a 3-0 lead. However, Florida State running back Sammie Smith (25-205-2TDs) scored on runs of 4 and 9 yards in the first and second quarters, respectively, to give the Seminoles a 13-3 halftime lead.

The Seminoles would score another touchdown during the third quarter that would essentially clinch the victory. IU did close the gap to within 20-13 in the fourth quarter, but FSU iced the game with a 68-yard scoring drive in the final stanza.

Indiana running back **Anthony Thompson**, who was playing in his first bowl game, finished with 127 rushing yards on 28 carries and quarterback **Dave Kramme** threw for 168 yards. IU dominated the time of possession and totaled more first downs (23-20) and total yards (383-342) than Florida State. However, the Seminoles rushed for 288 yards and were forced into third-down situations on just three occasions during the entire game.



GAME INFORMATION

December 31, 1986 • Legion Field • Birmingham, Ala.
TBS • Bob Neal (pbp), Tim Foley & Paul Hornung (analyst)
Attendance: 30,000

SCORING SUMMARY

| Team | 1 | 2 | 3 | 4 | Final |
|---------------|---|---|---|---|-------|
| Florida State | 6 | 7 | 7 | 7 | 27 |
| Indiana | 3 | 0 | 7 | 3 | 13 |

- 1Q** IU Stoyanovich 35-yard field goal
FSU Smith, 4-yard run (kick failed)
- 2Q** FSU Smith 9-yard run (Schmidt kick)
- 3Q** FSU T. Holloman 8-yard run (Schmidt kick)
IU Powell 2-yard run (Stoyanovich kick)
- 4Q** IU Stoyanovich 30-yard field goal
FSU T. Holloman 10-yard run (Schmidt kick)

STATISTICS

| Team | IU | FSU |
|-----------------|---------|--------|
| First Downs | 23 | 20 |
| Yards Rushing | 215 | 288 |
| Yards Passing | 168 | 54 |
| Total Offense | 383 | 342 |
| Passes | 11-25-1 | 6-14-1 |
| Punts | 2-35 | 2-35 |
| Fumbles/Lost | 1-0 | 2-1 |
| Penalties/Yards | 10-88 | 6-50 |

Individual

Rushing (A-YDS-TD): IU-Thompson 28-127-0, Powell 6-38-1, Polce 5-26-0, Kramme 13-21-0, Sweazy 1-3-0. FSU-Smith 25-205-2, T. Holloman 6-36-2, D. Holloman 2-34-0, Floyd 1-7-0, Williams 3-6-0, Fells 2-0-0.


Passing (A-C-YDS-TD-INT): IU-Kramme 25-11-168-0-1. FSU-McManus 14-6-54-0-1.

Receiving (R-YDS-TD): IU-Dawsey 5-74-0, Lijja 2-44-0, Buford 2-32-0, Jones 1-11-0, Jordan 1-7-0. FSU-O'Malley 2-20-0, Carter 2-9-0, Gainer 1-19-0, Smith 1-6-0.

STARTERS

| Indiana | Offense | Florida State |
|------------------|---------|-----------------|
| Kenny Allen | SE | Herb Gainer |
| Bob Riley | ST | Joey Ionata |
| Tim Radtke | SG | Jason Kuipers |
| Dave Kinniry | C | Jim Hendley |
| Don Shrader | TG | Mark Salva |
| Eric Moore | TG | Pat Tomberlin |
| Dave Lijja | TE | Pat Carter |
| Dave Kramme | QB | Danny McManus |
| Anthony Thompson | TB | Sammie Smith |
| Stacy Dawsey | FL | Darrin Holloman |
| Tom Polce | FB | Dayne Williams |

| Indiana | Defense | Florida State |
|----------------|---------|----------------|
| Van Waiters | OLB | Felton Hayes |
| Dan Bauer | LT | Steve Gabbard |
| Larry Luther | NG | Thomas Harp |
| Doug Schlereth | RT | Gerald Nichols |
| Joe Huff | OLB | Terry Warren |
| Willie Bates | LB | Fred Jones |
| Brad Mitchell | LB | Paul McGowan |
| Erick Coleman | CB | Deion Sanders |
| Eric Hickerson | CB | Eric Williams |
| Leonard Bell | SS | Stanley Shiver |
| Alex Green | FS | Greg Newell |



1988 PEACH BOWL

Tennessee drove 40 yards in nine plays and scored on a 9-yard touchdown run by running back Reggie Cobb with just 1:52 remaining in the game to clinch a 27-22 victory over Indiana in the 20th Peach Bowl.


The game, which was played on Jan. 2, 1988, at Atlanta-Fulton County Stadium, was witnessed by 58,737 fans. Despite the disappointing loss, IU finished the season with an 8-4 record, which included wins over Michigan and Ohio State.

The Volunteers jumped to a quick 21-3 second-quarter lead. That same stanza, UT blocked an Indiana punt on the IU 9-yard line that gave the Volunteers an opportunity to put the game out of reach. However, IU forced a fumble and drove 91 yards for a touchdown, a 43-yard pass play from quarterback **Dave Schnell** (33-18-218-1TD-2INTs) to wide receiver **Ernie Jones** (7-150-1TD). The score narrowed IU's deficit to 21-10 prior to halftime.

The lone score of the third period was a 12-yard run by running back **Anthony Thompson** (18-67-1TD) that moved Indiana to within 21-16, however, the two-point conversion failed.

In the fourth quarter, Indiana scored on a fake field goal attempt when tight end **Tim Jordan** ran 12 yards for a score that gave IU a one-point lead, 22-21. The two-point conversion attempt was unsuccessful. Tennessee, which had come from behind on four other occasions during the 1987 campaign would turn the trick again as Cobb scored his second touchdown of the game, this one a 9-yard run, to give Tennessee the 27-22 victory.

Tennessee gained 474 yards of total offense, including 146 rushing yards and two touchdowns from Cobb, the game's Most Valuable Offensive Player. However, Jones was just as impressive, as he finished with 246 all-purpose yards (150 receiving, 15 rushing, 81 kickoff returns). Indiana linebacker **Van Waiters** was recognized as the game's Most Valuable Defensive Player.



GAME INFORMATION

January 2, 1988 • Atlanta-Fulton County Stadium • Atlanta, Ga.
Mizlou • Ray Scott (pbp), Ed Biles (analyst)
Attendance: 58,737

SCORING SUMMARY

| Team | 1 | 2 | 3 | 4 | Final |
|-----------|----|---|---|---|-------|
| Tennessee | 14 | 7 | 0 | 6 | 27 |
| Indiana | 3 | 7 | 6 | 6 | 22 |

| | | |
|-----------|----|--|
| 1Q | UT | Cobb 6-yard run (Reich kick) |
| | IU | Stoyanovich 52-yard field goal |
| | UT | Miller 45-yard pass from Francis (Reich kick) |
| 2Q | UT | Cleveland 15-yard pass from Francis (Reich kick) |
| | IU | Jones 43-yard pass from Schnell (Stoyanovich kick) |
| 3Q | IU | Thompson 12-yard run (pass failed) |
| 4Q | IU | Jordan 12-yard run (pass failed) |
| | UT | Cobb 9-yard run (pass failed) |

STATISTICS

| Team | IU | UT |
|-----------------|---------|---------|
| First Downs | 16 | 26 |
| Yards Rushing | 96 | 244 |
| Yards Passing | 218 | 230 |
| Total Offense | 314 | 474 |
| Passes | 18-33-2 | 21-27-0 |
| Punts | 6-31 | 2-37 |
| Fumbles/Lost | 0-0 | 2-2 |
| Penalties/Yards | 4-37 | 5-35 |

Individual

Rushing (A-YDS-TD): IU-Thompson 18-67-1, Polce 6-22-0, Jones 1-15-0, Jordan 1-12-1, Powell 1-1-0, Schnell 4-(-21)-0. UT-Cobb 21-146-2, Davis 9-51-0, Howard 6-25-0, Wilson 6-23-0, Francis 10-(-1)-0.


Passing (A-C-YDS-TD-INT): IU-Schnell 33-18-218-1-2. UT-Francis 26-20-225-2-0, Henton 1-1-5-0-0.

Receiving (R-YDS-TD): IU-Jones 7-150-1, Thompson 6-28-0, Jordan 2-14-0, Polce 1-12-0, Powell 1-8-0, Allen 1-6-0. UT-Miller 5-78-1, Woods 4-43-0, Davis 4-30-0, Cleveland 2-25-0, Howard 2-25-0, McGuire 2-18-0, Cobb 2-11-0.

STARTERS

| Indiana | Offense | Tennessee |
|------------------|---------|-------------------|
| Kenny Allen | SE | Thomas Woods |
| Chris Simons | ST | Kevin Simons |
| Tim Radtke | SG | Harry Galbreath |
| Brian Finney | C | Todd Kirk |
| Don Shrader | TG | John Bruhin |
| Eric Moore | TT | Eric Still |
| Tim Jordan | TE | N. Middlebrooks |
| Dave Schnell | QB | Jeff Francis |
| Anthony Thompson | TB | Reggie Cobb |
| Ernie Jones | FL | Terence Cleveland |
| Tom Polce | FB | Charles Wilson |

| Indiana | Defense | Tennessee |
|----------------|---------|----------------|
| Van Waiters | OLB | Mike Kelley |
| Walt Harris | LT | Marion Hobby |
| Jim Sams | NG | Charles McRae |
| Doug Schlereth | RT | Mark Hovanick |
| Joe Huff | OLB | Darrin Miller |
| Willie Bates | LB | Keith DeLong |
| Brad Money | LB | C. Kimbrough |
| Mike Dumas | CB | Terry McDaniel |
| Eric Hickerson | CB | Victor Peppers |
| Andre Hall | SS | Andre Creamer |
| Brian Dewitz | FS | Kelly Days |



1988 LIBERTY BOWL

After finishing the regular season with a 7-3-1 record and a 5-3 mark in the Big Ten, Indiana earned a postseason berth for the third consecutive year and played South Carolina in the Liberty Bowl in Memphis, Tennessee. The Hoosiers dominated the game and cruised to a 34-10 victory before 39,210 fans.


Indiana running back **Anthony Thompson** (26-140-2TDs) began the scoring with a 7-yard touchdown run in the first quarter, and the Hoosiers would add 10 more second-quarter points to take a 17-0 halftime lead.

The Gamecocks would close the gap to 17-7 in the third quarter when they scored on a 34-yard return of a blocked punt. The two teams would then trade third-quarter field goals and the fourth quarter began with Indiana leading, 20-10.

Although Indiana dominated throughout, the game-breaking play occurred on the first snap of the fourth quarter when Indiana quarterback **Dave Schnell** (31-16-378-2TDs-1INT) hooked up with wide receiver **Rob Turner** (5-182-1TD) on an 88-yard touchdown pass that upped IU's lead to 27-10. Thompson would cap the scoring with an 8-yard touchdown run later that quarter that earned him a tie for the then-Big Ten single-season touchdowns scored record (26).

Indiana set a then-Liberty Bowl record with 575 yards of total offense. South Carolina, on the other hand, could muster only 153 total yards, including just 23 yards rushing. The IU defense intercepted three passes and recovered a fumble to go along with six sacks.

Schnell was the game's Offensive Most Valuable Player, **Joe Huff** was the Defensive Most Valuable Player and wide receiver **Tony Buford** caught three passes for 100 yards.



GAME INFORMATION

December 28, 1988 • Liberty Bowl Memorial Stadium • Memphis, Tenn.
Raycom Sports • Phil Stone (pbp), Dave Rowe (analyst)
Attendance: 39,210

SCORING SUMMARY

| Team | 1 | 2 | 3 | 4 | Final |
|----------------|---|----|----|----|-------|
| Indiana | 7 | 10 | 3 | 14 | 34 |
| South Carolina | 0 | 0 | 10 | 0 | 10 |

| | | |
|-----------|----|--|
| 1Q | IU | Thompson 7-yard run (Stoyanovich kick) |
| 2Q | IU | Miller 10-pass from Schnell (Stoyanovich kick) Stoyanovich 28-yard field goal |
| 3Q | SC | Tolbert 34-yard blocked punt return. (Mackie kick) |
| | IU | Stoyanovich 19-yard field goal |
| | SC | Mackie 43-yard field goal |
| 4Q | IU | Turner 88-yard pass from Schnell (Stoyanovich kick) |
| | IU | Thompson 8-yard run (Stoyanovich kick) |

STATISTICS

| Team | IU | SC |
|-----------------|---------|---------|
| First Downs | 23 | 12 |
| Yards Rushing | 185 | 23 |
| Yards Passing | 390 | 130 |
| Total Offense | 575 | 153 |
| Passes | 17-32-1 | 15-37-3 |
| Punts | 6-26 | 9-38 |
| Fumbles/Lost | 1-0 | 1-1 |
| Penalties/Yards | 6-40 | 2-15 |

Individual

Rushing (A-YDS-TD): IU-Thompson 26-140-2, Way 5-32-0, Boyd 4-12-0, Matejko 2-7-0, Thornton 1-3-0, Miller 3-2-0, Schnell 5-(11)-0. SC-Green 11-41-0, Dingle 2-17-0, Haynes 3-5-0, Bing 1-2-0, Williams 1-2-0, Ellis 9-4-4-0.


Passing (A-C-YDS-TD-INT): IU-Schnell 31-16-378-2-1, Thornton 1-1-12-0-0. SC-Ellis 15-37-130-0-3.

Receiving (R-YDS-TD): IU-Turner 5-182-1, Buford 3-100-0, Jordan 2-33-0, Eddings 2-22-0, Miller 2-16-1, Thompson 2-14-0, Marte 1-23-0. SC-Haynes 3-15-0, Brooks 2-35-0, Parlor 2-22-0, Green 2-18-0, Platt 2-8-0, Rush 1-11-0, Watson 1-11-0, Bing 1-5-0, Miller 1-5-0.

STARTERS

| Indiana | Offense | South Carolina |
|------------------|---------|-----------------|
| Tony Buford | SE | Anthony Parlor |
| Chris Simons | ST | Ike Harris |
| Tim Radtke | SG | Paul Shivers |
| Ron Vargo | C | Randy Harwell |
| Don Shradler | TG | Calvin Stephens |
| Jeff Fryar | TT | Mark Fryer |
| Tim Jordan | TE | Carl Platt |
| Dave Schnell | QB | Todd Ellis |
| Anthony Thompson | TB | Harold Green |
| Rob Turner | FL | Robert Brooks |
| Gene Boyd | FB | Keith Bing |

| Indiana | Defense | South Carolina |
|----------------|---------|-------------------|
| Joe Huff | OLB | Kevin Hendrix |
| Walt Harris | LT | Marty Dye |
| Dan Bauer | MG | Tim High |
| Doug Schlereth | RT | Derrick Frazier |
| Terry Saunders | OLB | David Taylor |
| Willie Bates | LB | Matt McKernan |
| Brad Money | LB | Patrick Hinton |
| Mike Dumas | CB | Robert Robinson |
| Andre Hall | CB | Stephane Williams |
| Marc Ferry | SS | Scott Windsor |
| Brian Dewitz | FS | Ron Rabune |




1990 PEACH BOWL

Indiana finished with a 6-4-1 regular-season record in 1990, a mark good enough to earn the Hoosiers a berth in the Peach Bowl for a date with the Auburn Tigers. The game, which was played at Atlanta-Fulton County Stadium in Atlanta on Dec. 30, 1990, was one of the best games played during the 1990 bowl season.

Auburn led Indiana 17-10 at halftime and increased its lead to 20-10 on a 43-yard field goal during the third quarter, but the Hoosiers returned the favor as quarterback **Trent Green** scored on touchdown runs of 2 and 11 yards to give IU a 23-20 lead.

However, Auburn quarterback Stan White (48-31-351-1TD passing and 2 TD runs) would direct the Tigers on a 13-play, 72-yard scoring drive that took just 1:40 of clock time. He capped the drive himself when he scored on a 1-yard run with just 39 seconds remaining in the game. The touchdown gave Auburn a 27-23 victory.

Auburn dominated the game statistically, as the Tigers tallied 440 total yards to IU's 220. However, Indiana utilized a solid kicking game to keep the game close. Green tied a Peach Bowl record with his three rushing touchdowns while running back **Vaughn Dunbar** (21-81) and free safety **Mike Dumas** (14 tackles, 4 passes broken up) earned offensive and defensive Most Valuable Player honors, respectively.



GAME INFORMATION

December 30, 1990 • Atlanta-Fulton County Stadium • Atlanta, Ga.
ABC • Steve Zabriskie (pdp), Lynn Swann (analyst)
Attendance: 38,962

SCORING SUMMARY

| Team | 1 | 2 | 3 | 4 | Final |
|---------|---|----|---|----|-------|
| Indiana | 7 | 3 | 0 | 13 | 23 |
| Auburn | 7 | 10 | 3 | 7 | 27 |

| | | |
|-----------|----|--|
| 1Q | AU | White 6-yard run (Von Wyl kick) |
| | IU | Green 3-yard run (Bonnell kick) |
| 2Q | AU | Smith 11-yard pass from White (Von Wyl kick) |
| | IU | Bonnell 42-yard field goal |
| | AU | Von Wyl 26-yard field goal |
| 3Q | AU | Von Wyl 43-yard field goal |
| 4Q | IU | Green 2-yard run (run failed) |
| | IU | Green 11-yard run (Bonnell kick) |
| | AU | White 1-yard run (Von Wyl kick) |

STATISTICS

| Team | IU | AU |
|-----------------|---------|---------|
| First Downs | 15 | 24 |
| Yards Rushing | 121 | 89 |
| Yards Passing | 99 | 351 |
| Total Offense | 220 | 440 |
| Passes | 10-19-0 | 31-48-0 |
| Punts | 5-41 | 3-23 |
| Fumbles/Lost | 1-1 | 2-2 |
| Penalties/Yards | 6-55 | 12-75 |

Individual

Rushing (A-YDS-TD): IU-Dunbar 21-81-0, Thompson 5-17-0, Miller 3-16-0, Green 14-7-3. AU-Williams 12-52-0, Smith 5-24-0, Joseph 5-20-0, Richardson 3-4-0, White 5-(-2)-2, Team 1-(-9)-0.


Passing (A-C-YDS-TD-INT): IU-Green 19-10-99-0-0. AU-White 48-31-351-1-0.

Receiving (R-YDS-TD): IU-Thomas 3-34-0, Turner 3-26-0, Coleman 2-26-0, Dunbar 2-4-0. AU-Hall 9-74-0, Casey 7-159-0, Baxter 4-22-0, Wasden 3-21-0, Hines, 2-25-0, Joseph 2-16-0, Williams 2-12-0, Smith 1-11-1, Overton 1-11-0.

STARTERS

| Indiana | Offense | Auburn |
|-----------------|---------|---------------|
| Scott McGowan | SE | Greg Taylor |
| Phil Trinter | ST | Chris Gray |
| Todd Smith | SG | Ed King |
| Jason Mack | C | Bob Meeke |
| Troy Newton | TG | Eddie Blake |
| Randy Schneider | TT | Rob Selby |
| Todd Walker | TE | Victor Hall |
| Trent Green | QB | Stan White |
| Vaughn Dunbar | TB | Stacy Danley |
| Eddie Thomas | FL | Shayne Wasden |
| Cal Miller | FB | James Joseph |

| Indiana | Defense | Auburn |
|-------------------|---------|-----------------|
| Charles Beauchamp | OLB | Jason Merchant |
| Brian Hunnicut | LT | David Rocker |
| Larry McDaniel | NG | Walter Tate |
| Chris McCoy | RT | Lamar Rogers |
| Greg Farrall | OLB | Reggie Barlow |
| Mark Hagen | LB | James Willis |
| John Miller | LB | Darrel Crawford |
| Mose Richardson | CB | Eric Ramsey |
| Mike Middleton | CB | Corey Barlow |
| Dave Ane | SS | Dennis Wallace |
| Mike Dumas | FS | John Wiley |



1991 COPPER BOWL

In one of the most impressive performances by any team during the 1991 bowl season, Indiana dominated a highly-regarded Baylor squad in the Copper Bowl, 24-0.


Indiana wasted little time getting started as it jumped to a 17-0 halftime lead and was never threatened on its way to winning its second bowl game in four years.

Indiana quarterback **Trent Green** (21-11-165-0TD-0INT passing, 2 TDs rushing) broke the scoring column first when he tallied a 1-yard touchdown run in the first quarter.

IU would increase its lead one quarter later when kicker **Scott Bonnell** connected on a 27-yard field goal attempt and running back **Vaughn Dunbar** (28-106-1TD) scored on a 5-yard touchdown run to give the Hoosiers a 17-0 halftime advantage.

IU's only scary moment came in the third quarter when Baylor reached Indiana's 2-yard line. However, a muffed handoff resulted in a fumble that was recovered in the end zone by free safety **Damon Watts** and the game was, for all intents and purposes, over.

Dunbar won game Most Valuable Player honors on offense and linebacker **Mark Hagen** (11 tackles, including 2.0 tackles for loss, and 1 pass breakup) was the game's defensive MVP.



GAME INFORMATION

December 31, 1991 • Arizona Stadium • Tucson, Ariz.
TBS • Ron Thulin (pbp), Pat Haden (analyst)
Attendance: 35,751

SCORING SUMMARY

| Team | 1 | 2 | 3 | 4 | Final |
|---------|---|----|---|---|-------|
| Baylor | 0 | 0 | 0 | 0 | 0 |
| Indiana | 7 | 10 | 0 | 7 | 24 |

- 1Q** IU Green 1-yard run (Bonnell kick)
2Q IU Bonnell 27-yard field goal
 IU Dunbar 5-yard run (Bonnell kick)
4Q IU Green 4-yard run (Bonnell kick)

STATISTICS

| Team | IU | BU |
|-----------------|---------|---------|
| First Downs | 20 | 17 |
| Yards Rushing | 147 | 138 |
| Yards Passing | 176 | 131 |
| Total Offense | 323 | 269 |
| Passes | 12-22-0 | 10-27-1 |
| Punts | 6-49 | 6-35 |
| Fumbles/Lost | 2-0 | 4-1 |
| Penalties/Yards | 6-59 | 4-29 |

Individual

Rushing (A-YDS-TD): BU-Strait 15-72-0, Mims 9-49-0, Bell 5-41-0, Henry 2-4-0, Needham 1-3-0, Stephens 1-2-0, Brentham 1(-11)-0, Joe 8(-22)-0. IU-Dunbar 28-106-1, Law 6-38-0, Dyer 2-2-0, Green 13-1-2.


Passing (A-C-YDS-TD-INT): BU-Joe 26-10-131-0-1, Brentham 0-1-0-0-0. IU-Green 21-11-165-0-0, Dyer 1-1-11-0-0.

Receiving (R-YDS-TD): BU-Pierce 3-32-0, Miles 2-41-0, Bonner 2-32-0, Mims 2-19-0, Miller 1-7-0. IU-Thomas 4-58-0, McGowan 3-63-0, Coleman 1-15-0, Dunbar 1-11-0, Harris 1-11-0, Walker 1-11-0, Baety 1-7-0.

STARTERS

| Indiana | Offense | Baylor |
|-----------------|---------|----------------|
| Scott McGowan | SE | Reggie Miller |
| Shawn Harper | LT | Adam Arroyo |
| Todd Smith | LG | John Turnpaugh |
| Rod Carey | C | Scott Baehren |
| Troy Newton | RG | Monte Jones |
| Randy Schneider | RT | Craig Bellamy |
| Rod Coleman | TE | Alonzo Pierce |
| Trent Green | QB | J.J. Joe |
| Vaughn Dunbar | TB | David Mims |
| Eddie Thomas | FL | Melvin Bonner |
| Todd Walker | FB | Robert Strait |

| Indiana | Defense | Baylor |
|-------------------|---------|------------------|
| Charles Beauchamp | DE | Robin Jones |
| Larry McDaniel | LT | Marcus Lowe |
| Hurvin McCormack | RT | Santana Dotson |
| Greg Farrall | DE | Teddy Patton |
| Mark Hagen | LB | Brian Hand |
| Paul Williams | MLB | Curtis Hafford |
| John Miller | LB | LeShai Maston |
| Mose Richardson | CB | Clifford Ellison |
| Mike Middleton | CB | Frankie Smith |
| Jim Summerall | SS | Mike McFarland |
| Damon Watts | FS | Keith Caldwell |




1993 INDEPENDENCE BOWL

Virginia Tech used two touchdowns in the final 23 seconds of the first half to post a 45-20 victory over Indiana in the 1993 Independence Bowl.

On the positive side of the ledger for IU, wide receiver **Thomas Lewis** tallied six receptions for 177 yards and two touchdowns. However, Virginia Tech quarterback Maurice DeShazo completed 19-of-33 passes for 193 yards and two touchdowns on his way to earning the bowl's offensive MVP award.

On the other side of the ball, VT's safety Antonio Banks was the game's defensive MVP as he tallied nine tackles, one interception and one pass breakup, in addition to a touchdown on the blocked field goal.

Indiana finished the 1993 season with an 8-4 record. Two of its three regular season losses were by seven points or less.



GAME INFORMATION

December 31, 1993 • Independence Stadium • Shreveport, La.
ESPN • Joel Meyers (pbp), Rick Walker & Mike Mayock (analyst)
Attendance: 48,429

SCORING SUMMARY

| Team | 1 | 2 | 3 | 4 | Final |
|---------------|---|----|---|----|-------|
| Virginia Tech | 7 | 21 | 0 | 17 | 45 |
| Indiana | 7 | 6 | 0 | 7 | 20 |

- 1Q** IU Lewis 75-yard pass from Paci (Manolopoulos kick)
VT Thomas 13-yard pass from DeShazo (Williams kick)
- 2Q** VT Swarm 6-yard run (Williams kick)
IU Manolopoulos, 26-yard field goal
IU Manolopoulos, 40-yard field goal
VT Lewis, 20-yard fumble return (Williams kick)
VT Banks 80-yard return of blocked field goal (Williams kick)
- 4Q** VT Freeman 42-yard pass from DeShazo (Williams kick)
VT Edwards 5-yard run (Williams kick)
VT Williams 42-yard field goal
IU Lewis 42-yard pass from Dittoe (Manolopoulos kick)

STATISTICS

| Team | IU | VT |
|-----------------|---------|---------|
| First Downs | 17 | 11 |
| Yards Rushing | 125 | 20 |
| Yards Passing | 193 | 276 |
| Total Offense | 318 | 296 |
| Passes | 19-33-2 | 17-37-2 |
| Punts | 8-39 | 7-38 |
| Fumbles/Lost | 2-1 | 2-2 |
| Penalties/Yards | 8-84 | 7-55 |

Individual

Rushing (A-YDS-TD): VT-Thomas 24-65-0, Swarm 9-40-1, Edwards 5-15-1, White 4-3-0, DeShazo 5-1-0, Druckenmiller 1-1-0. IU-Thurman 1-37-0, Chaney 11-34-0, Batts 3-10-0, Glover 3-6-0, Thomas 1-(-4)-0, Paci 5-(-26)-0, Dittoe 7-(-37)-0.


Passing (A-C-YDS-TD-INT): VT-DeShazo 33-19-193-2-2. IU-Paci 22-10-171-1-1, Dittoe 14-7-105-1-1, DiGiulio 1-0-0-0-0.

Receiving (R-YDS-TD): VT-Freeman 5-66-1, Thomas 4-27-1, Burke 3-26-0, White 2-35-0, Sanders 2-15-0, Swarm 1-13-0, Edmonds 1-6-0, Still 1-5-0. IU-Lewis 6-177-2, Hales 2-49-0, Matthews 2-35-0, Glover 2-1-0, Chaney 2-(-1)-0, Baety 1-9-0, Hobbs 1-4-0, Ward, 1-2-0.

STARTERS

| Indiana | Offense | Virginia Tech |
|-----------------|---------|-----------------|
| Greg Hobbs | SE | Antonio Freeman |
| Tom McKinnon | LT | Billy Conaty |
| Todd Smith | LG | Chris Malone |
| Rod Carey | C | Jim Pyne |
| Andrew Greene | RG | D. McMahon |
| Clay Williams | RT | Chris Barry |
| Ross Hales | TE | John Burke |
| John Paci | QB | Maurice DeShazo |
| Jermaine Chaney | TB | Dwayne Thomas |
| Thomas Lewis | FL | Steve Sanders |
| Sean Glover | FB | Joe Swarm |

| Indiana | Defense | Virginia Tech |
|---------------------|---------|------------------|
| Bernard Whittington | LE | Cornell Brown |
| Troy Drake | LT | Waverly Jackson |
| Hurvin McCormack | RT | J.C. Price |
| Lamar Mills | RE | Lawrence Lewis |
| Charles Beauchamp | LB | DeWayne Knight |
| Alfonzo Thurman | MLB | George DelRicco |
| Jay Davis | LB | Ken Brown |
| Mose Richardson | CB | Tyrone Drakeford |
| Jason Orton | CB | Larry Green |
| Steve Perkins | SS | Stacy Henley |
| Chris Dyer | FS | Antonio Banks |



2007 INSIGHT BOWL

Indiana capped off an emotional season in achieving late head coach **Terry Hoepfner's** dream of "Playing 13," as the Hoosiers returned to a postseason bowl for the first time in 14 years at the 2007 Insight Bowl.

Oklahoma State's no-huddle attack took a strong first half lead, and it was too much for a spirited Hoosier squad to overcome in a 49-33 defeat.

The Hoosiers rallied from a 35-10 halftime deficit to get within two scores on two separate occasions in the second half.

Kellen Lewis threw for 204 yards and a pair of touchdowns in the loss, tying IU great **Antwaan Randle El** for the then-all-time IU record of 42 career touchdown passes. The sophomore quarterback also ran for 83 yards on 10 carries and scored a touchdown on the ground.

The Hoosiers drove 52 yards on 11 plays on their opening drive, taking a 3-0 lead on **Austin Starr's** 43-yard field goal at the 10:41 mark of the opening quarter. But OSU scored the next 28 points of the game before the Hoosiers made it 28-10 on a **Marcus Thigpen** 4-yard touchdown grab. Cowboy quarterback Zac Robinson tacked on a 1-yard run just before the half to give OSU a 25-point lead at the break.

IU struck with the first points of the second half on a Lewis 1-yard run that followed a 4th-and-8 conversion on a fake field goal pass from Lewis to Starr. The Cowboys rebutted with a touchdown of their own, and 16 fourth quarter points by the Hoosiers proved to not be enough to overcome the early deficit.



GAME INFORMATION

December 31, 2007 • Sun Devil Stadium • Tempe, Ariz.
NFL Network • Bob Papa (pbp), Sterling Sharpe & Mike Mayock (analyst)
Attendance: 48,892

SCORING SUMMARY

| Team | 1 | 2 | 3 | 4 | Final |
|----------------|----|----|---|----|-------|
| Indiana | 3 | 7 | 7 | 16 | 33 |
| Oklahoma State | 21 | 14 | 7 | 7 | 49 |

| | | |
|-----------|-----|--|
| 1Q | IU | Starr 43-yard field goal |
| | OSU | Savage 3-yard run (Bailey kick) |
| | OSU | Bryant 24-yard pass from Robinson (Bailey kick) |
| | OSU | Robinson 7-yard run (Bailey kick) |
| 2Q | OSU | Bowman 14-yard pass from Robinson (Bailey kick) |
| | IU | Thigpen 4-yard pass from Lewis (Starr kick) |
| | OSU | Robinson 1-yard run (Bailey kick) |
| 3Q | IU | Lewis 1-yard run (Starr kick) |
| | OSU | Bryant 11-yard pass from Robinson (Bailey kick) |
| 4Q | IU | Sears 5-yard run (Starr kick) |
| | IU | Starr 37-yard field goal |
| | OSU | Crosslin 1-yard run (Bailey kick) |
| | IU | Bailey 30-yard pass from Lewis (Lewis pass failed) |

STATISTICS

| Team | IU | OSU |
|-----------------|---------|---------|
| First Downs | 21 | 29 |
| Yards Rushing | 179 | 211 |
| Yards Passing | 220 | 302 |
| Total Offense | 399 | 513 |
| Passes | 23-44-0 | 24-34-1 |
| Punts | 5-182 | 3-106 |
| Fumbles/Lost | 0-0 | 3-1 |
| Penalties/Yards | 10-80 | 10-103 |

Individual

Rushing (A-YDS-TD): IU-Lewis, Kellen 10-83-1, Thigpen 11-56-0, Payton 8-43-0, Sears 1-5-1, Fisher 2-(-6)-0. OSU-Savage 23-100-1, Robinson 15-70-2, Hunter 8-33-0, Bryant 1-7-0, Crosslin 2-1-1.


Passing (A-C-YDS-TD-INT): IU-Lewis, Kellen 43-22-204-2-0, Means 1-1-16-0-0. OSU-Robinson 34-24-302-3-1.

Receiving (R-YDS-TD): IU-Hardy 5-50-0, Means 5-41-0, Bailey 3-70-1, Fisher 3-20-0, Thigpen 2-4-1, Payton 2-3-0, Lewis 1-16-0, Starr 1-9-0, Sexton 1-7-0. OSU-Bryant 9-117-2, Bowman 6-74-1, Pettigrew 3-39-0, Newton 2-24-0, Savage 2-1-0, Hunter 1-24-0, Waller 1-23-0.

STARTERS

| Indiana | Offense | Oklahoma State |
|-----------------|---------|-------------------|
| Rodger Saffold | LT | Russell Okung |
| Pete Saxon | LG | David Koenig |
| Ben Wyss | C | Andrew Lewis |
| John Sandberg | RG | Steve Denning |
| Charlie Emerson | RT | Brady Bond |
| James Hardy | WR | Seth Newton |
| Andrew Means | WR | Adarius Bowman |
| Ray Fisher | WR | Dez Bryant |
| Kellen Lewis | QB | Zac Robinson |
| Marcus Thigpen | RB | Dantrell Savage |
| Nick Sexton | TE | Brandon Pettigrew |

| Indiana | Defense | Oklahoma State |
|-------------------|---------|-------------------|
| Jammie Kirlow | LE | Marque Fountain |
| Joe Kremer | DT | Quency Patrick |
| Greg Brown | DT | Nathan Peterson |
| Greg Middleton | RE | Donovan Woods |
| Will Patterson | LB | Jeremy Nethon |
| Adam McClurg | LB | Patrick Lavine |
| Justin Carrington | LB | Andre Sexton |
| Leslie Majors | CB | Jacob Lacey |
| Nick Polk | FS | Ricky Price |
| Austin Thomas | SS | Quinton Moore |
| Tracy Porter | CB | Terrance Anderson |



2015 NEW ERA PINSTRIPE BOWL

Duke kicker Ross Martin kicked a 36-yard field goal in overtime that Indiana wasn't able to match in a 44-41 setback in the New Era Pinstripe Bowl at Yankee Stadium.

The back-and-forth game featured nine lead changes and three ties. It also saw numerous offensive records set and six turnovers combined in a game where momentum seemed to be hanging in the balance throughout.

Duke quarterback Thomas Sirk scored on a 5-yard touchdown run up the middle with just 41 seconds to play in regulation to tie the game at 41-41.


The Hoosiers drove down the field in the little time they had left, setting **Griffin Oakes** up for a 56-yard field goal try that missed wide left at the end of regulation.

Indiana found its scoring gear midway through the second quarter and didn't slow down the rest of the game behind a career-best day by sophomore running back **Devine Redding**, who finished with 227 yards on 35 carries.

The Hoosiers' problem was that the Blue Devils kept up, trading scores and never allowing one team to hold momentum long enough to make a game-winning stand. Sirk accounted for the majority of the damage, passing for 163 yards and a touchdown and adding another two scores and 155 yards on the ground.

Duke scored the first 10 points of the game, but after the Hoosiers responded with their first touchdown midway through the second quarter, neither team would ever lead by more than one possession.

In the Indiana locker room, head coach **Kevin Wilson** told his players not to dwell over one play, one call or anything particular in the loss. He wanted to see their eyes. He wanted to tell them to keep their heads up and stay confident. And he already wanted them to move on to preparing for the 2016 season.



GAME INFORMATION

December 26, 2015 • Yankee Stadium • Bronx, N.Y.
 ESPN • Rece Davis (pbp), Joey Galloway & Danny Kanell (analyst), Paul Carcaterra (sideline)
 Attendance: 37,218

SCORING SUMMARY

| Team | 1 | 2 | 3 | 4 | Final |
|---------|----|----|----|----|-------|
| Indiana | 0 | 17 | 14 | 10 | 41 |
| Duke | 10 | 7 | 10 | 14 | 44 |

| | | |
|-----------|----|---|
| 1Q | DU | Martin 52-yard field goal |
| | DU | Wilson 85-yard run (Martin kick) |
| 2Q | IU | Timian 27-yard pass from Sudfeld (Oakes kick) |
| | IU | Redding 17-yard run (Oakes kick) |
| | DU | Sirk 73-yard run (Martin kick) |
| 3Q | IU | Oakes 45-yard field goal |
| | DU | Martin 34-yard field goal |
| | IU | Westbrook 3-yard pass from Sudfeld (Oakes kick) |
| | DU | Deaver 10-yard pass from Sirk (Martin kick) |
| 4Q | IU | Rodriguez 10-yard run (Oakes kick) |
| | IU | Oakes 27-yard field goal |
| | DU | Wilson 98-yard kickoff return (Martin kick) |
| | IU | Paige 25-yard pass from Sudfeld (Oakes kick) |
| | DU | Sirk 5-yard run (Martin kick) |
| OT | DU | Martin 36-yard field goal |

STATISTICS

| Team | IU | DU |
|-----------------|---------|---------|
| First Downs | 33 | 23 |
| Yards Rushing | 278 | 373 |
| Yards Passing | 389 | 163 |
| Total Offense | 667 | 536 |
| Passes | 28-52-2 | 17-40-3 |
| Punts | 5-212 | 5-210 |
| Fumbles/Lost | 1-1 | 0-0 |
| Penalties/Yards | 7-54 | 5-61 |

Individual

Rushing (A-YDS-TD): IU-Redding 35-227-1, Sudfeld 3-20-0, Rodriguez 4-16-1, Brookins 3-8-0, Wilson 1-5-0, Paige 1-2-0. DU-Sirk 20-155-2, Duncan 13-109-0, Wilson 9-103-1, Powell 3-8-0, TEAM, 1-4-2-0.


Passing (A-C-YDS-TD-INT): IU-Sudfeld 51-28-389-3-2, Paige 1-0-0-0-0. DU-Sirk 37-17-163-1-2, Boehme 1-0-0-0-0, Wilson 1-0-0-0-1, Monday 1-0-0-0-0.

Receiving (R-YDS-TD): IU-Cobbs 6-121-0, Paige 11-95-1, Jones 4-89-0, Timian 1-27-1, Westbrook 2-26-1, Corsaro 1-12-0, Booker 1-9-0, Redding 1-7-0, Cooper 1-3-0. DU-Rahming 3-49-0, McCaffrey 4-42-0, Powell 3-17-0, Schneider 1-17-0, Wilson 2-15-0, Deaver 2-15-1, Duncan 1-4-0, Nash 1-4-0.

STARTERS

| Indiana | Offense | Duke |
|-------------------|---------|------------------|
| Nate Sudfeld | QB | Thomas Sirk |
| Devine Redding | RB | Shaquille Powell |
| Ricky Jones | WR | Anthony Nash |
| Simmie Cobbs, Jr. | WR | Max McCaffrey |
| Mitchell Paige | WR | T.J. Rahming |
| Michael Cooper | TE | David Reeves |
| Jason Spriggs | LT | Gabe Brandner |
| Jacob Bailey | LG | Lucas Patrick |
| Jake Reed | C | Matt Skura |
| Dan Feeney | RG | Tanner Stone |
| Dimitric Camiel | RT | Casey Blaser |

| Indiana | Defense | Duke |
|-------------------|---------|-------------------|
| Nick Mangieri | DE | Kyler Brown |
| Darius Latham | DT | A.J. Wolf |
| Adarius Rayner | NT/OT | Carlos Wray |
| Zack Shaw | BAN/DE | Britton Grier |
| T.J. Simmons | MLB | Ben Humphreys |
| Marcus Oliver | WLB | Dwayne Norman |
| Clyde Newton | SLB/CB | DeVon Edwards |
| Rashard Fant | CB | Breon Borders |
| Ben Bach | CB/S | Deondre Singleton |
| Jonathan Crawford | S | Corbin McCarthy |
| Will Dawkins | S | Phillip Carter |



2016 FOSTER FARMS BOWL

The Indiana football team fell on a late field goal to No. 19 Utah, 26-24, in the Foster Farms Bowl.

Indiana took a 24-23 lead in the fourth quarter on a 3-yard touchdown run from **Devine Redding**, but the Utes connected on the field goal with just 1:24 left in the game.

Appearing in consecutive bowls for the first time since 1990-91 and for the fourth time in program history, IU posted back-to-back six-win seasons for the first time since 1993-94.

Defensively, Indiana was led by **Tegray Scales**, who was named the Foster Farms Bowl Defensive MVP after totaling a team-high 10 tackles to go with 2.0 sacks and 3.0 tackles for loss.

The Hoosiers started the game with a bang, as **Greg Gooch** forced a fumble on the opening kickoff to set IU up deep in Utah territory. Just 52 seconds into the game, quarterback **Richard Lagow** connected with wide receiver **Mitchell Paige** for a 7-yard touchdown to give Indiana a 7-0 lead with the fastest score in Foster Farms Bowl history.

Utah answered back with 17 unanswered points, taking a 17-7 lead, but the Hoosiers dominated the final minutes of the second quarter. After a **Griffin Oakes** 24-yard field goal, the IU defense forced its second straight three-and-out to give the offense the ball back.


On the ensuing drive, wide receiver **Nick Westbrook** hauled in a 36-yard score with 1:38 remaining in the half, tying the game at 17-17.

In the third quarter, the Utes hit a pair of field goals to take a six-point lead, 23-17, into the fourth quarter. The Hoosiers defense again came up huge when it mattered most, forcing a Utah fumble to set up the offense at its own 40-yard line.

IU marched down the field with an 11-play, 60-yard drive that finished with Redding's 3-yard score to give Indiana a 24-23 lead with 10:10 left. The Hoosiers reached the Utah 47-yard line with five seconds remaining, but a desperation heave from Lagow was tipped at the line.

Defensively, Indiana had a season-high four takeaways along with a season-best 5.0 sacks.

2016 OFFICIAL GAME PROGRAM



GAME INFORMATION

December 28, 2016 • Levi's Stadium • Santa Clara, Calif.
FOX • Gus Johnson (play), Joel Klatt (analyst), Shannon Spake (sideline)
Attendance: 27,608

SCORING SUMMARY

| Team | 1 | 2 | 3 | 4 | Final |
|---------|----|----|---|---|-------|
| Indiana | 7 | 10 | 0 | 7 | 24 |
| Utah | 10 | 7 | 6 | 3 | 26 |

| | | |
|-----------|----|--|
| 1Q | IU | Paige 7-yd pass from Lagow (Oakes kick) |
| | UU | Phillips 30-yd field goal |
| | UU | Williams, J. 16-yd run (Phillips kick) |
| 2Q | UU | Huntley 1-yd run (Phillips kick) |
| | IU | Oakes 24-yd field goal |
| | IU | Westbrook 36-yd pass from Diamont (Oakes kick) |
| 3Q | UU | Phillips 48-yd field goal |
| | UU | Phillips 41-yd field goal |
| 4Q | IU | Redding 3-yd run (Oakes kick) |
| | UU | Phillips 27-yd field goal |

STATISTICS

| Team | IU | UU |
|-----------------|---------|---------|
| First Downs | 22 | 21 |
| Yards Rushing | 117 | 256 |
| Yards Passing | 224 | 214 |
| Total Offense | 341 | 470 |
| Passes | 15-40-1 | 12-24-1 |
| Punts | 6-255 | 4-174 |
| Fumbles/Lost | 2-2 | 4-3 |
| Penalties/Yards | 4-24 | 9-86 |

Individual

Rushing (A-YDS-TD): IU-Redding 17-72-1; Brookins 12-53-0; Williams, D. 3-6-0; Diamont 1-3-0; Lagow 4-(-17)-0. UU-Williams, J. 25-222-1; Huntley 8-23-1; Moss 6-19-0; McCormick 2-2-0; Fulks 1-1-0; Williams, T. 9-(-11)-0.


Passing (A-C-YDS-TD-INT): IU-Lagow 39-14-188-0-1; Diamont 1-1-36-0-0. UU-Williams, T. 23-11-178-0-1; Huntley 1-1-36-0-0.

Receiving (R-YDS-TD): IU-Westbrook 5-80-1; Paige 4-42-1; Jones, R. 3-65-0; Thomas, I. 2-26-0; Timian 1-27-0; Brookins 1-11-0. UU-Simpkins 4-58-0; Patrick 2-27-0; Williams, J. 1-56-0; Fulks 1-36-0; Wilson, S. 1-14-0; Singleton 1-10-0; McCormick 1-8-0; Young, K. 1-5-0.

STARTERS

| Indiana | Offense | Utah |
|-----------------|---------|-----------------|
| Coy Cronk | LT | Garett Bolles |
| Wes Martin | LG | Isaac Asiata |
| Wes Rogers | C | Nick Nowakowski |
| Simon Stepaniak | RG | Salesi Uhatafe |
| Dan Feeney | RT | Sam Tevi |
| Ricky Jones | WR | Tim Patrick |
| Nick Westbrook | WR | Demari Simpkins |
| Mitchell Paige | WR | Rae Singleton |
| Richard Lagow | QB | Troy Williams |
| Devine Redding | RB | Joe Williams |
| Danny Friend | TE | Nygel King |

| Indiana | Defense | Utah |
|--------------------|---------|------------------|
| Greg Gooch | DE | Hunter Dimick |
| Nate Hoff | DT | Pasoni Tasini |
| Ralph Green III | DT | Lowe Lotulelei |
| Patrick Dougherty | DE | Filipo Mokofisi |
| Dameon Willis, Jr. | LB/DE | Pita Taumoepeanu |
| Tegray Scales | LB | Sunia Tauteoli |
| Marcelino Ball | HUSK/DB | Justin Thomas |
| Rashard Fant | CB | Brian Allen |
| Jonathan Crawford | S | Marcus Williams |
| Tony Fields | S | Chase Hansen |
| Tyler Green | CB | Reginald Porter |



2020 TAXSLAYER GATOR BOWL

Victory was there. History was within reach. Just take it.

Everything that Indiana wanted for its football program -- the first bowl victory since 1991, a nine-win season -- was there Thursday night in Jacksonville, Florida. And then it wasn't.

The final score of the TaxSlayer Gator Bowl -- Tennessee 23, Indiana 22.

The Volunteers scored 14 points in 31 seconds late in the fourth quarter, nine in the other 59 minutes and 29 seconds. It was enough for their sixth-straight victory.

Peyton Ramsey rushed 17 times for 54 yards and one touchdown and completed 20-of-34 passes for 227 yards.

Tight end **Peyton Hendershot** caught six passes for 67 yards despite a banged-up shoulder. **Nick Westbrook** caught four for 48.

A young defense made plays -- highlighted by husky **Jamar Johnson's** 63-yard pick-6.

For most of the first half, IU had no offense. Ramsey was under constant pressure, and the running game was ineffective. Fortunately for the Hoosiers, the defense was in major bend-don't-break mode.

Finally, it broke through with linebacker **Micah McFadden's** interception, the result of fierce defensive pressure.

That gave the Hoosiers the ball in Tennessee territory, and Ramsey went to work. He converted a fourth-and-1 quarterback sneak, then ran the Hoosiers inside the 10-yard line as the clock ticked under 10 seconds. That set up **Logan Justus'** 24-yard field goal.

In a half dominated by Tennessee (a 202-to-69 total yard edge), IU trailed just 6-3.


The Hoosiers had the ball to start the second half for the first 5:31. Ramsey converted another quarterback sneak for a touchdown and a 10-6 Hoosier lead.

Tennessee responded with a 50-yard kickoff return to get into IU territory. Johnson wiped that out with his 63-yard return.

Back-up Tennessee quarterback Brian Maurer led Tennessee to a field goal, but IU responded with a 49-yard Justus field goal for a 19-9 Hoosier lead entering the fourth quarter.

A third Justus field goal made it 22-9 with 10:27 remaining. Indiana wouldn't score again and Tennessee found the end zone twice to earn the win.

NOTE: Tennessee vacated the victory due to NCAA recruiting violations



GAME INFORMATION

January 2, 2020 • TIAA Bank Field • Jacksonville, Fla.
ESPN • Tom Hart (pbp), Tim Hasselbeck (analyst), Katie George (sideline)
Attendance: 61,789

SCORING SUMMARY

| Team | 1 | 2 | 3 | 4 | Final |
|-----------|---|---|----|----|-------|
| Indiana | 0 | 3 | 16 | 3 | 22 |
| Tennessee | 0 | 6 | 3 | 14 | 23 |

| | | |
|-----------|----|---|
| 2Q | UT | Cimaglia 23-yd field goal |
| | UT | Cimaglia 32-yd field goal |
| | IU | Justus 24-yd field goal |
| 3Q | IU | Ramsey 1-yd run (Justus kick) |
| | IU | J. Johnson 63-yard interception return (Justus kick failed) |
| | UT | Cimaglia 43-yd field goal |
| | IU | Justus 49-yd field goal |
| 4Q | IU | Justus 30-yd field goal |
| | UT | Crouch 1-yard run (Cimaglia kick) |
| | UT | Gray 16-yard run (Cimaglia kick) |

STATISTICS

| Team | IU | UT |
|-----------------|---------|---------|
| First Downs | 17 | 19 |
| Yards Rushing | 76 | 136 |
| Yards Passing | 227 | 238 |
| Total Offense | 303 | 374 |
| Passes | 20-34-1 | 19-34-2 |
| Punts | 4-185 | 4-151 |
| Fumbles/Lost | 0-0 | 0-0 |
| Penalties/Yards | 6-46 | 7-55 |

Individual

Rushing (A-YDS-TD): IU-Ramsey 17-54-1; James 11-25-0; Lloyd 1-2-0; Walker Jr. 1-2-0; Philoyr 1-1-0. UT-Gray 14-86-1; Chandler 12-35-0; Maurer 1-8-0; Jennings 1-5-0; Jordan 2-5-0; Crouch 1-1-1; Guarantano 3-(-11)-0, TEAM 1-(-2)-0.

Passing (A-C-YDS-TD-INT): IU-Ramsey 34-20-227-0-1. UT-Guarantano 31-18-221-0-2; Maurer 3-1-17-0-0.

Receiving (R-YDS-TD): IU-Hendershot 6-67-0; Westbrook 4-48-0; Fryfogle 3-63-0; Marshall 2-25-0; Bjorson 2-12-0; Walker Jr. 2-11-0; Philoyr 1-1-0. UT-Palmer 6-68-0; Chandler 3-24-0; Keyton 2-60-0; Gray 2-34-0; Jennings 2-27-0; Callaway 1-19-0; Byrd 1-5-0; Wood-Anderson 1-2-0; Jordan 1-(-1)-0.

STARTERS

| Indiana | Offense | Tennessee |
|-------------------|---------|------------------------|
| Matthew Bedford | LT | Wanya Morris |
| Harry Crider | LG | Trey Smith |
| Hunter Littlejohn | C | Brandon Kennedy |
| Mackenzie Nwora | RG | Jerome Carvin |
| Caleb Jones | RT | K'RoJhn Calbert |
| Nick Westbrook | WR | Marquez Callaway |
| Whop Philoyr | WR | Josh Palmer |
| Ty Fryfogle | WR/TE | Dominick Wood-Anderson |
| Peyton Ramsey | QB | Jarrett Guarantano |
| Sampson James | RB | Ty Chandler |
| Peyton Hendershot | TE | Austin Pope |

| Indiana | Defense | Tennessee |
|--------------------|---------|-------------------|
| James Head Jr. | DE | Matthew Butler |
| Jerome Johnson | DT | Kurrott Garland |
| Demarcus Elliott | DT/LB | Henry To'o To'o |
| Allen Stallings IV | DE/LB | Deandre Johnson |
| Micah McFadden | LB | Darrell Taylor |
| Reakwon Jones | LB | Daniel Bituli |
| Marcelino Ball | HUSK/DB | Shawn Shamburger |
| Tiawan Mullen | CB | Alontae Taylor |
| Devon Matthews | S | Nigel Warrior |
| Khalil Bryant | S | Jaylen McCollough |
| Jaylin Williams | CB | Bryce Thompson |



2021 OUTBACK BOWL

In a furious second-half comeback, Indiana forged a pair of gut-check, 80-yard drives totaling 27 plays and 14 points for a 20-20 tie with six minutes left.

Ole Miss needed two minutes to score the game-winning touchdown and keep Indiana from its first bowl win since 1991.

Quarterback **Jack Tuttle** played most of the game with a separated throwing shoulder, the result of a series of hits. He played through it, finishing 26-for-45 for 201 yards, no touchdowns and one interception.

Receiver **Whop Philyor** was the busiest man in college football. He set an IU record with 18 catches for 81 yards. He also ran once for 8 yards.

Ole Miss opened the scoring with a 26-yard field goal before a 50-yard **Charles Campbell** field goal evened things up.

The Rebels came back with another field goal and then a touchdown pass for a 13-3 lead midway through the second quarter.


Campbell opened the third quarter with that 53-yard field goal. Ole Miss responded with a touchdown for a 20-6 lead.

The Hoosiers went to tough-guy mode, driving behind a battered Tuttle. They got to the 3-yard line before **Stevie Scott III** ran out of the Wildcat for a touchdown to start the fourth quarter. That made it 20-13.

Indiana got the ball back after the Rebels missed a 37-yard field goal. A crucial leaping third-down catch by receiver **Miles Marshall**, followed by an Ole Miss pass interference call on **Ty Fryfogle** set up Scott's second Wildcat formation touchdown run for a 20-20 tie with six minutes left.

Scott closed out the game with 99 yards on 19 carries. His two touchdowns gave him his third-straight season in double digits.

"This was a season for the ages," head coach Tom Allen said in a somber aftermath. "With all we've been through, it's been so hard. Everybody has been through this. Our guys chose to play."



GAME INFORMATION

January 2, 2021 • Raymond James Stadium • Tampa, Fla.
 ABC • Tom Hart (bp), Jordan Rodgers (analyst), Cole Cubelic (sideline)
 Attendance: 11,025 (limited due to the COVID-19 pandemic)

SCORING SUMMARY

| Team | 1 | 2 | 3 | 4 | Final |
|----------|---|---|---|----|-------|
| Ole Miss | 6 | 7 | 7 | 6 | 26 |
| Indiana | 3 | 0 | 3 | 14 | 20 |

| | | |
|-----------|----|--|
| 1Q | OM | Logan 26-yd field goal |
| | IU | Campbell 50-yd field goal |
| | OM | Logan 24-yd field goal |
| 2Q | OM | Kelly 5-yd pass from Corral (Logan kick) |
| 3Q | IU | Campbell 53-yd field goal |
| | OM | Conner 4-yd run (Logan kick) |
| 4Q | IU | Scott III 3-yd run (Campbell kick) |
| | IU | Scott III 2-yd run (Campbell kick) |
| | OM | Drummond 3-yd pass from Corral (Logan kick failed) |

STATISTICS

| Team | IU | OM |
|-----------------|---------|---------|
| First Downs | 27 | 26 |
| Yards Rushing | 147 | 168 |
| Yards Passing | 346 | 201 |
| Total Offense | 493 | 369 |
| Passes | 31-45-0 | 26-45-1 |
| Punts | 3-145 | 3-165 |
| Fumbles/Lost | 1-0 | 1-1 |
| Penalties/Yards | 8-79 | 5-50 |

Individual

Rushing (A-YDS-TD): OM-Parrish 17-63-0; Conner 6-43-1; Corral 7-37-0; Bullock 2-11-0; Plumlee 1-4-0; TEAM 2-(-11)-0. IU-Scott III 19-99-2; Tuttle 9-26-0; Baldwin Jr. 3-17-0; Ellis 5-16-0; Philyor 1-8-0; James 3-2-0.

Passing (C-A-YDS-TD-INT): OM-Corral 44-30-342-2-0; Plumlee 1-1-4-0-0. IU-Tuttle 45-26-201-0-1.

Receiving (R-YDS-TD): OM-Drummond 6-110-1; Plumlee 5-73-0; Kelly 6-49-1; Jackson 4-38-0; Mingo 3-30-0; Parrish 2-19-0; Rogers 3-18-0; Conner 2-9-0. IU-Philyor 18-81-0; Fryfogle 3-34-0; Scott III 2-34-0; Marshall 2-33-0; Ellis 1-19-0.

STARTERS

| Indiana | Offense | Ole Miss |
|-------------------|---------|-------------------|
| Caleb Jones | LT | Nick Broeker |
| Dylan Powell | LG | Caleb Warren |
| Harry Crider | C | Ben Brown |
| Mackenzie Nworah | RG | Jeremy James |
| Matthew Bedford | RT | Royce Newman |
| Whop Philyor | WR | Jonathan Mingo |
| Miles Marshall | WR | Dontario Drummond |
| Javon Swinton | WR | Jadon Jackson |
| Jack Tuttle | QB | Matt Corral |
| Stevie Scott III | RB | Henry Parrish |
| Peyton Hendershot | TE | Chase Rogers |

| Indiana | Defense | Ole Miss |
|-------------------|---------|-----------------|
| James Head Jr. | DE | Tavius Robinson |
| Jerome Johnson | DT | Quentin Bivens |
| Demarcus Elliott | DT/DB | Otis Reese |
| D.K. Bonhomme | DE | Sam Williams |
| Micah McFadden | LB | MoMo Sanogo |
| Cam Jones | LB | Jacquez Jones |
| Bryant Fitzgerald | HUSK/DB | Jalen Jordan |
| Tiawan Mullen | CB | Deane Leonard |
| Jamar Johnson | S | Jon Haynes |
| Devon Matthews | S | A.J. Finley |
| Jaylin Williams | CB | Keidron Smith |



BOWL RECORDS

Rushing

| | | |
|-------------|-----|------------------------|
| Team | | |
| Attempts | 47 | vs. Duke, 12/26/15 |
| Yards | 278 | vs. Duke, 12/26/15 |
| Touchdowns | 4 | vs. Auburn, 12/30/1990 |

| | | |
|-------------------|-----|---|
| Individual | | |
| Attempts | 35 | Devine Redding vs. Duke, 12/26/15 |
| Yards | 227 | Devine Redding vs. Duke, 12/26/15 |
| Touchdowns | 3 | Trent Green vs. Auburn, 12/30/90 |
| Long Rush | 48 | Anthony Thompson vs. South Carolina, 12/28/88 |

Passing

| | | |
|-----------------|-----|------------------------------|
| Team | | |
| Attempts | 52 | vs. Duke, 12/26/15 |
| Completions | 28 | vs. Duke, 12/26/15 |
| Yards | 390 | vs. South Carolina, 12/28/88 |
| Had Intercepted | 2 | vs. Tennessee, 1/2/88 |
| | | vs. Duke, 12/26/15 |

| | | |
|-------------------|-----|---------------------------------|
| Individual | | |
| Attempts | 51 | Nate Sudfeld vs. Duke, 12/26/15 |
| Completions | 28 | Nate Sudfeld vs. Duke, 12/26/15 |
| Yards | 389 | Nate Sudfeld vs. Duke, 12/26/15 |
| Touchdowns | 3 | Nate Sudfeld vs. Duke, 12/26/15 |

Receiving

| | | |
|-------------------|-----|--|
| Individual | | |
| Receptions | 18 | Whop Philyor vs. Ole Miss, 1/2/21 |
| Yards | 182 | Rob Turner vs. South Carolina, 12/28/88 |
| Long | 88t | Rob Turner vs. South Carolina, 12/28/88 |
| Touchdowns | 2 | Thomas Lewis vs. Virginia Tech, 12/31/93 |

Total Offense

| | | |
|-------------|-----|------------------------------|
| Team | | |
| Yards | 667 | vs. Duke, 12/26/15 |
| First Downs | 33 | vs. Duke, 12/26/15 |
| Rushing | 14 | vs. Florida State, 12/31/86; |
| | | vs. Duke, 12/26/15 |
| Passing | 16 | vs. Duke, 12/26/15 |
| Penalties | 10 | vs. Florida State, 12/31/86; |
| | | vs. Oklahoma State, 12/31/07 |

| | | |
|-------------------|-----|---|
| Individual | | |
| Plays | 54 | Kellen Lewis vs. Oklahoma State, 12/31/07 |
| | | Nate Sudfeld vs. Duke, 12/26/15 |
| Yards | 409 | Nate Sudfeld vs. Duke, 12/26/15 |

Scoring

| | | |
|----------------|----|------------------------------|
| Team | | |
| Points Score | 41 | vs. Duke, 12/26/15 |
| Points Allowed | 49 | vs. Oklahoma State, 12/31/07 |

| | | |
|-------------------|----|-----------------------------------|
| Individual | | |
| Touchdowns | 3 | Devine Redding vs. Duke, 12/26/15 |
| | 3 | Trent Green vs. Auburn, 12/30/90 |
| Points | 18 | Devine Redding vs. Duke, 12/26/15 |
| | 18 | Trent Green vs. Auburn, 12/30/90 |

Defense

| | | |
|-------------------|-----|------------------------------|
| Team | | |
| Interceptions | 3 | vs. BYU, 12/21/79 |
| | | vs. South Carolina, 12/28/88 |
| | | vs. Duke, 12/26/15 |
| Fumble Recoveries | 3 | vs. Utah, 12/28/16 |
| Forced Fumbles | 4 | vs. Baylor, 12/31/91 |
| | | vs. Utah, 12/28/16 |
| Sacks | 5.0 | vs. Utah, 12/28/16 |

| | | |
|--|-----|--|
| Individual | | |
| Interceptions | 1 | 16 times, Last: Jamar Johnson vs. Tennessee, 1/2/20 |
| Interception Return | 63t | Jamar Johnson vs. Tennessee, 1/2/20 |
| <i>Only IU defensive touchdown in bowl history</i> | | |
| Sacks | 2.0 | Tegray Scales vs. Utah, 12/28/16 |

Kickoff Returns

| | | |
|---------------------|----|-------------------------------------|
| Individual | | |
| Kickoff Returns | 5 | Devonte Williams vs. Utah, 12/28/16 |
| Long Kickoff Return | 45 | Vaughn Dunbar vs. Auburn, 12/30/90 |

Punt Returns

| | | |
|-------------------|-----|--|
| Individual | | |
| Punt Returns | 4 | Tony Buford vs. South Carolina, 12/28/88 |
| Long Punt Return | 62t | Tim Wilbur vs. BYU, 12/21/79 |

Punting

| | | |
|-------------------|----|---|
| Individual | | |
| Punts | 6 | Three Times Larry Lovett vs. BYU, 12/21/79 |
| | | Jim DiGiulio vs. Baylor, 12/31/91 |
| | | Joseph Gedeon vs. Utah, 12/28/16 |
| Long Punt | 60 | Macky Smith vs. Auburn, 12/30/90 |

Kicking

| | | |
|-------------------|----|---------------------------------------|
| Individual | | |
| Field Goals | 3 | Logan Justus vs. Tennessee, 1/2/20 |
| Long Field Goal | 53 | Charles Campbell vs. Ole Miss, 1/2/21 |

ALL-TIME COACHES

A.B. WOODFORD • 1887-1888

IU Record: 0-1-1

Indiana's first head football coach, Woodford, led the Hoosiers to a tie and a loss in his only two games at the helm.

EVANS WOLLEN • 1889

IU Record: 0-1

In the only documented game of the 1889 season, Indiana lost to Wabash, 40-2.

BILLY HEROD • 1891

IU Record: 1-5

Herod's lone campaign as head football coach at Indiana resulted in a 1-5 record. His lone victory was a 30-0 rout over the Louisville Athletic Club in the opening contest, but the team went winless the remainder of the season.

GUSTAVE FERBERT & JOSEPH R. HUDDLESTON • 1894

IU Record: 0-4-1

IU played Louisville A.C. to a scoreless tie in the opener, before Ferbert and Huddleston's squad dropped its last four contests to go 0-4-1 in 1894.

DANA OSGOOD & WREN • 1895

IU Record: 4-3-1

The coaching tandem of Osgood and Wren led the Hoosiers to a 4-3-1 record in the coaches' only season at Indiana University. IU collected wins against Louisville Athletic Club, Noblesville Athletic Club, Rose Polytechnic and rival Wabash.

MADISON G. GONTERMAN • 1896-1897

IU Record: 12-3-1

In two seasons at the helm of Indiana's football team, Gonterman led the Hoosiers to winning records both years. After a 6-2 mark, which included a six-game winning streak in his first season, Gonterman responded with a solid 6-1-1 mark before leaving Bloomington.

JAMES H. HORNE • 1898-1904

IU Record: 33-21-5 | IU Big Ten Record: 3-13-1

After coaching the Hoosiers to winning records in 1898 and 1899, Horne and his IU football team joined the Western Conference (Big Ten) at the beginning of the century. He led six of his IU teams to 500-or-better records in seven seasons with best season in 1899 when he led the Hoosiers to a 6-2 mark. As a member of the Western Conference, IU enjoyed its best season in Horne's last campaign with a 6-4 overall mark in 1904.

JAMES M. SHELDON • 1905-1913

IU Record: 35-26-3 | IU Big Ten Record: 7-25-2

Sheldon proved to be one of the most successful coaches in IU football's early years with 35 victories over nine seasons. His 8-1-1 record as a rookie coach in 1905 was his best mark. Overall, Sheldon led the Hoosiers to four winning seasons and helped IU climb as high as No. 3 in the Big Ten Conference standings.

CLARENCE C. CHILDS • 1914-1915

IU Record: 6-7-1 | IU Big Ten Record: 2-7

Childs led Indiana to a 6-7-1 record during his two seasons. His best mark came in his final season with a 3-3-1 mark (1-3 in Big Ten play). Childs finished with a 2-7 record in conference action but compiled a 4-0-1 record outside the conference.

EWALD O. STIEHM • 1916-1921

IU Record: 20-18-1 | IU Big Ten Record: 5-10-1

In five seasons as head coach, Stiehm led his squads to a 20-18-1 record and finished with a 5-10-1 conference mark. In 1917, he led the Hoosiers to a 5-2 mark.

JAMES P. HERRON • 1922

IU Record: 1-4-2 | IU Big Ten Record: 0-2-1

Herron's lone season as IU's head coach netted a victory over Michigan Aggies (Michigan State) and ties versus DePauw and Purdue.

WILLIAM A. INGRAM • 1923-1925

IU Record: 10-12-1 | IU Big Ten Record: 3-8-1

In 1923, Ingram was named Indiana's 12th head football coach and promptly led the team to a 3-4 overall record and fifth place showing in Big Ten play. His best season came in 1924 with a 4-4 record. In his three seasons at IU, Ingram achieved a career mark of 10-12-1 and was 3-8-1 in conference play.

HARLAN O. (PAT) PAGE • 1926-1930

IU Record: 14-23-3 | IU Big Ten Record: 5-16-2

Page coached Indiana for five seasons and guided the Hoosiers to an overall record of 14-23-3. His best season at the helm of the Cream and Crimson came in 1928 with a 4-4 record (2-4 in the Big Ten).

EARLE (BILLY) HAYES • 1931-1933


IU Record: 8-14-4 | IU Big Ten Record: 2-11-4

Internationally known for leading IU's track and field program to national prominence, Hayes also coached the IU football team for three seasons. His winningest season came in 1931, when he guided Indiana to a 4-5-1 record. As IU's track and field coach, Hayes led the Hoosiers to eight Big Ten titles and 70 Big Ten individual titles in indoor and outdoor track and field. Indiana also won the 1932 NCAA Outdoor Track and Field Championships. Indiana's world-class outdoor track, and the NCAA trophy for the team champion in cross country, are both named in his honor.

ALVIN N. (BO) MCMILLIN • 1934-1947

IU Record: 63-48-11 | IU Big Ten Record: 34-34-6

One of Indiana's most successful coaches, McMillin (pictured below) holds the honor of the only coach to ever lead the Hoosiers to an outright Big Ten title. In 1945, he led IU to its only unbeaten record (9-0-1) and garnered Man of the Year and Coach of the Year honors by the Football Writers Association and the Football Coaches Association. While at Indiana, McMillin guided IU to 10 seasons of 500-or-better, which included a stretch of six consecutive years from 1942-47. His 34-34-6 Big Ten mark is the best conference winning percentage for an Indiana coach, as is his overall winning percentage (.562).



CLYDE SMITH • 1948-1951

IU Record: 8-27-1 | IU Big Ten Record: 4-19

Smith took over IU in 1948 after serving as an assistant coach on Bo McMillin's staff. His best record at Indiana was 3-5-1, which came in 1950. Impressively, half of Smith's eight career victories were against Big Ten opponents.

BERNIE CRIMMINS • 1952-1956

IU Record: 13-32 | IU Big Ten Record: 6-24

After coaching under legendary Frank Leahy at Notre Dame, Crimmins took over at the Hoosier helm in 1952. He led the team to a 13-32 record over five seasons. A native of Louisville, Crimmins was a three-sport star for St. Xavier High School before starring for the Fighting Irish for four seasons at first halfback, fullback and guard. He became the right man in Notre Dame's rich football history to win major awards at three different positions.

BOB HICKS • 1957

IU Record: 1-8 | IU Big Ten Record: 0-6

Hicks one season as head coach came as an interim during head coach Phil Dickens' initial season he had to sit out for alleged recruiting violations. A 1948 graduate of Tennessee, Hicks played on the line for UT. After five years coaching at the high school level, he received his first opportunity to coach as a member of Dickens' staff at Wyoming, where he helped build highly competitive lines for the Cowboys' powerhouse clubs. Hicks would coach on the IU staff for 16 years.

PHIL DICKENS • 1958-1964

IU Record: 20-41-2 | IU Big Ten Record: 8-27-2

Dickens, widely recognized as one of Tennessee's all-time greatest tailbacks, tallied an 89-67-11 record during his 16-year coaching career at Wofford, Wyoming and Indiana. He became IU's head coach after leading Wyoming to a Mountain State Athletic Conference title and an undefeated season in 1956. At Indiana, Dickens best record came in 1958 (3-2-1), when he guided the Hoosiers to a fifth-place finish in the Big Ten. Dickens earned Midwest Coach of the Year honors that season and finished third in national voting. As a player at Tennessee he was a unanimous All-SEC pick in 1936 and was selected as the Volunteers' outstanding athlete during each of his four years at the school.

JOHN PONT • 1965-1972

IU Record: 31-51-1 | IU Big Ten Record: 21-36-1

Pont holds the distinction of being the only coach to ever guide Indiana to a Rose Bowl appearance. He accomplished that feat in 1967, when he led the Hoosiers to a 9-2 record, a Big Ten co-championship and an appearance in the "Granddaddy of the all" against eventual national champion USC. Perhaps more remarkable than the Hoosiers' strong showing against the national champs was the fact that this same team could only muster a 1-8-1 record the previous season, thus making the 1967 Big Ten Champions a true "rags to roses" story. Pont earned unanimous national coach of the year honors that season and was selected as head coach of the East team in the 1968 Coaches' All-America Game. Pont's jersey is retired at Miami (Ohio) and in 1969 he was one of six charter members inducted into the school's Hall of Fame.

LEE CORSO • 1973-1982


IU Record: 41-68-2 | IU Big Ten Record: 28-52-2
 Corso took over as Indiana's head football coach in 1973 after leading Louisville to a pair of Missouri Valley Conference titles in four seasons. He led the Hoosiers to two winning seasons and a 1979 Holiday Bowl victory over previously unbeaten BYU. Indiana's victory over the Cougars propelled Corso's team No. 16 in the UPI poll, the Hoosiers' first top-20 ranking since 1967. While at Indiana, Corso was active with the American Football Coaches Association (AFCA), served on the Ethics Committee, Rules Committee and NCAA Public Relations Seminar. During his tenure, he coached in the American Bowl and the Japan Bowl. Corso is currently an analyst on ESPN's award-winning *College Gameday*.

SAM WYCHE • 1983

IU Record: 3-8 | IU Big Ten Record: 2-7
 Wyche was Indiana's head football coach for only one season prior to leaving for the National Football League. An assistant coach on Bill Walsh's San Francisco 49ers staff that won the Super Bowl following the 1981 season, Wyche was named IU head coach in 1983 and guided the Hoosiers to a 3-8 mark that year. He left Indiana to become the head coach of the Cincinnati Bengals. He led that squad to the 1988 AFC Championship and a Super Bowl berth against the 49ers. Wyche coached the Bengals for eight seasons before becoming the head coach of the Tampa Bay Buccaneers in 1991. He also coached the Bucs for five seasons, worked as a color commentator on NFL broadcasts and served as the Buffalo Bills' quarterbacks coordinator.

BILL MALLORY • 1984-1996

IU Record: 69-77-3 | IU Big Ten Record: 39-65-1
 Over 13 seasons at the helm of the Indiana program, Mallory (pictured below) compiled a record of 69-77-3. Before joining Indiana in 1984, Mallory coached three other schools to national prominence and completed a 168-129-4 (.565) career record at Miami (Ohio), Colorado, Northern Illinois and IU. Mallory was the fifth coach ever to guide three different programs to top-20 finishes in the national polls. In 1987, Mallory became the first Big Ten coach to be awarded back-to-back coach of the year honors. He led the Hoosiers to an 8-4 record that season, a second-place finish in the Big Ten, and a Peach Bowl appearance. Mallory led the Indiana to six bowl games, including victories in the 1988 Liberty Bowl and the 1991 Copper Bowl. Indiana finished in the top-20 in 1988 and Mallory capped his career as IU's all-time winningest football coach with 69 wins.



CAM CAMERON • 1997-2001

IU Record: 18-37 | IU Big Ten Record: 12-28
 Cameron led the Hoosiers for five seasons and compiled a record of 18-37. He was the second Indiana alum (A.B. Woodford, 1887) to serve as head coach, as he played both football and basketball for Indiana in the early 1980s. Prior to joining the college coaching ranks, he served as an assistant coach for the Washington Redskins in the NFL. Cameron brought an explosive offense to Memorial Stadium and a new look to Hoosier football. Indiana took the field with its oval IU logo in 1997. Indiana averaged 23.6 points per game under Cameron's guidance. The Hoosiers also enjoyed success in the classroom, as IU was recognized by the American Football Coaches Association for its exemplary football graduation rates in each of Cameron's final four seasons.

GERRY DINARDO • 2002-2004

IU Record: 8-27 | IU Big Ten Record: 3-21
 In his first season with the Hoosiers, DiNardo led Indiana to a 3-9 record and a 1-7 mark in the Big Ten, which included a 3-3 mark at Memorial Stadium. Among those three wins was a come-from-behind, 32-29, upset of No. 23 Wisconsin. The Hoosiers trailed by 19 points in the third quarter before 22 unanswered points led to the victory. During 2004, the Hoosiers had a pair of ranked wins: No. 24 Oregon (30-24) and No. 23 Minnesota (30-21).

TERRY HOEPPNER • 2005-2006

IU Record: 9-14 | IU Big Ten Record: 4-12
 Hoepfner was head coach of the Hoosiers for two years before passing away following a lengthy battle with brain cancer. He will always be remembered as one of the most influential coaches in school history. In just his second season at the helm of the Hoosier program, Hoepfner brought the Hoosiers on the brink of a bowl appearance in 2006. He led the youngest team in the Big Ten (49 true or redshirt freshmen and 72 underclassmen overall) to five victories - its most since 2001 - and restored an enthusiasm in IU football. The 2006 Hoosiers picked up three Big Ten wins for the first time since 2001, including a 31-28 win over No. 13 Iowa. His final conference victory of 2006 came in dominant fashion over Michigan State, 46-21, on Homecoming to bring the Old Brass Spittoon back to Bloomington for the first time since 2001. Hoepfner made an immediate impact in his first year with the program as Coach Hep rejuvenated an IU fan base that enjoyed growth in per-game attendance (39%), overall season ticket sales (46%) and student season ticket sales (110%).

BILL LYNCH • 2007-2010

IU Record: 19-30 | IU Big Ten Record: 6-26
 Lynch served four seasons at the helm of the Indiana football program from 2007-10. His first season included a 7-6 record and trip to the Insight Bowl. He became the only head coach in Hoosier history to guide a team to a bowl game in his debut season. Lynch led Indiana to its most wins since 1993, its first bowl appearance in 14 seasons, and its first Old Oaken Bucket victory since 2001. The team's seven victories were the second most for a first-year Indiana head coach, behind only James M. Sheldon, who went 8-1-1 in 1905. IU boasted three All-Americans, three second-round NFL Draft picks, seven overall NFL Draft selections, 10 All-Big Ten honorees, one Academic All-American and 74 Academic All-Big Ten performers in his four seasons. Lynch also went 2-2 in four Old Oaken Bucket games.

KEVIN WILSON • 2011-16

IU Record: 26-47 | IU Big Ten Record: 12-37
 Wilson guided the Hoosiers from 2011-16 and led IU to back-to-back bowl games for the first time since 1990-91. He mentored three first-team All-America selections in offensive linemen Dan Feeney (2015, 2016) and Jason Spriggs (2015), and running back Tevin Coleman (2014). Twenty-eight Indiana standouts either moved on to the NFL or received camp invites, including Spriggs (48th pick; Green Bay, 2016), wide receiver Cody Latimer (56th pick; Denver, 2014), Feeney (71st pick; Los Angeles Chargers, 2017) and Coleman (73rd pick; Atlanta, 2015). Fifty Hoosiers earned All-Big Ten honors, highlighted by a school record 12 in 2015 and 2016. IU won the Old Oaken Bucket four straight times (2013-16) for the first time since 1944-47.

TOM ALLEN • 2016-2023

IU Record: 33-49 | IU Big Ten Record: 18-43
 Allen made his head coaching debut in the 2016 Foster Farms Bowl and led the program for the next seven seasons. The New Castle, Indiana, native joined the IU staff as associate head coach/defense in January of 2016 and took over the helm of the program after Kevin Wilson's resignation in 2016. The 2020 American Football Coaches Association National Coach of the Year, Allen's 33 wins rank tied for No. 5 in program history. He was named the 2020 Hayes-Schembechler Coach of the Year (Big Ten coaches vote) and the Dave McClain Coach of the Year (Big Ten media vote). Allen joined Mallory (1986, 1987) as the only Indiana head coaches to earn the honor. He was the third IU head coach to be named AFCA National Coach of the Year along with Bo McMillin (1945) and John Pont (1967). The Hoosiers (6-2, 6-1 Big Ten) finished 2020 ranked for a program record 10-consecutive weeks, including a No. 12 final rating from the Associated Press, its highest final ranking since 1967 (No. 4). Indiana was ranked in the Top 10 six times, the second-most in program history (9 weeks in 1945). IU collected its first Top-10 ranking in the Nov. 8 AP Poll (No. 10) since Sept. 22, 1969 (No. 10).

HEAD COACHING RECORDS

| HEAD COACH (YEARS) | OVERALL | | | BIG TEN | | | HEAD COACH (YEARS) | OVERALL | | | BIG TEN | | | | | | |
|----------------------------------|---------|----|-----|---------|----|-----|--------------------|---------------------------|------------------------------|-----|---------|------|------|----|----|------|------|
| | W | L | PCT | W | L | PCT | | W | L | PCT | W | L | PCT | | | | |
| A.B. Woodford (1887-88) | 0 | 1 | 1 | 250 | - | - | - | Clyde Smith (1948-51) | 8 | 27 | 1 | 236 | 4 | 19 | 0 | .174 | |
| Evans Wollen (1889) | 0 | 1 | 0 | .000 | - | - | - | Bernie Crimmins (1952-56) | 13 | 32 | 0 | .289 | 6 | 24 | 0 | .200 | |
| Billy Herod (1891) | 1 | 5 | 0 | .167 | - | - | - | Bob Hicks (1957) | 1 | 8 | 0 | .111 | 0 | 6 | 0 | .000 | |
| Ferbert & Huddleston (1894) | 0 | 4 | 1 | .100 | - | - | - | Phil Dickens (1958-64) | 20 | 41 | 2 | .333 | 8 | 27 | 2 | .243 | |
| Dana Osgood & Wren (1895) | 4 | 3 | 1 | .563 | - | - | - | John Pont (1965-72) | 31 | 51 | 1 | .380 | 21 | 36 | 1 | .371 | |
| Madison G. Gonterman (1896-97) | 12 | 3 | 1 | .781 | - | - | - | Lee Corso (1973-82) | 41 | 68 | 2 | .378 | 28 | 52 | 2 | .354 | |
| James H. Horne (1898-1904) | 33 | 21 | 5 | .602 | 3 | 13 | 1 | .206 | Sam Wyche (1983) | 3 | 8 | 0 | .272 | 2 | 7 | 0 | .222 |
| James M. Sheldon (1905-13) | 35 | 26 | 3 | .570 | 7 | 25 | 2 | .235 | Bill Mallory (1984-96) | 69 | 77 | 3 | .473 | 39 | 65 | 1 | .376 |
| Clarence C. Childs (1914-15) | 6 | 7 | 1 | .464 | 2 | 7 | 0 | .222 | Cam Cameron (1997-2001) | 18 | 37 | 0 | .327 | 12 | 28 | 0 | .300 |
| Ewald O. Stiehm (1916-21) | 20 | 18 | 1 | .526 | 5 | 10 | 1 | .344 | Gerry DiNardo (2002-04) | 8 | 27 | 0 | .229 | 3 | 21 | 0 | .125 |
| James P. Herron (1922) | 1 | 4 | 2 | .286 | 0 | 2 | 1 | .167 | Terry Hoepfner (2005-06) | 9 | 14 | 0 | .391 | 4 | 12 | 0 | .250 |
| William A. Ingram (1923-25) | 10 | 12 | 1 | .457 | 3 | 8 | 1 | .292 | Bill Lynch (2007-10) | 19 | 30 | 0 | .388 | 6 | 26 | 0 | .189 |
| Harlan O. (Pat) Page (1926-30) | 14 | 23 | 3 | .388 | 5 | 16 | 2 | .261 | Kevin Wilson (2011-16) | 26 | 47 | 0 | .356 | 12 | 37 | 0 | .245 |
| Earle (Billy) Hayes (1931-33) | 8 | 14 | 4 | .365 | 2 | 11 | 4 | .235 | Tom Allen (2016-23) | 33 | 49 | 0 | .402 | 18 | 43 | 0 | .295 |
| Alvin N. (Bo) McMillin (1934-47) | 63 | 48 | 11 | .561 | 34 | 34 | 6 | .500 | Curt Cignetti (2024-) | - | - | - | - | - | - | - | |

ALL-TIME ASSISTANT COACHES

| | |
|--------------------------|------------------|
| Adams, Ola | 2024- |
| Anderson, Carl..... | 1942 |
| Addazio, Steve..... | 2002-04 |
| Allen, Tom..... | 2016 |
| Baker, Bob..... | 1965-72 |
| Battles, William..... | 1952 |
| Beeler, Jack..... | 1958-64 |
| Bell, James..... | 2000-01 |
| Bell, Walt..... | 2022-23 |
| Belu, George..... | 1984-96 |
| Borges, Al..... | 2002-03 |
| Bostad, Bob | 2023- |
| Brown, Gerald..... | 2002-07 |
| Brown, Howard..... | 1951; 1954-74 |
| Burton, Ron..... | 1997-2001 |
| Cain, Grant | 2024- |
| Canada, Matt..... | 2004-10 |
| Carey, Rod..... | 2022-23 |
| Carr, Gerald..... | 2001 |
| Cartwright, Kit..... | 1996 |
| Catuzzi, Larry..... | 1961-64 |
| Chester, Deon..... | 1995-96 |
| Coachys, Rich..... | 1978-80 |
| Cochrane, Owen..... | 1946-49; 1952-54 |
| Compise, Pete..... | 1973-76 |
| Congie, Sam..... | 1960-64 |
| Conner, Kyle..... | 2007-10 |
| Connolly, Harry..... | 1952-54 |
| Corradini, Ron..... | 1981-93 |
| Cullen, Joe..... | 2002-04 |
| Cunningham, Nate..... | 1972 |
| Daisher, Ted..... | 1998-00 |
| Dal Sasso, Chris..... | 1952-56 |
| Davis, John..... | 1955 |
| Deal, Mark..... | 1996-99 |
| DeBoer, Kalen..... | 2019 |
| DeBord, Mike..... | 2017-18 |
| Diersen, Brett..... | 2011 |
| Doba, Bill..... | 1978-82 |
| Douglas, Troy..... | 2004-05 |
| Edmonds, Don..... | 1949-51 |
| Ekeler, Mike..... | 2011-12 |
| Fabris, Jon..... | 2012-13 |
| Fairfield, Herb..... | 1965-72 |
| Feldhaus, William..... | 1942 |
| Fine, Marty..... | 1997-01 |
| Fisher, Gordon..... | 1944-47 |
| Fitch, Bob..... | 1952-56 |
| Flynn, Dick..... | 2000-01 |
| Freeman, James..... | 1948-51 |
| Frey, Greg..... | 2011-16 |
| Fry, Jay..... | 1965-69 |
| George, Brian..... | 2005-10 |
| Gruden, Jim..... | 1973-77 |
| Guerreri, Matt..... | 2023 |
| Hagen, Mark..... | 2011-12, 16-18 |

| | |
|-----------------------------|------------------|
| Haines, Bryant | 2024- |
| Hammerschmidt, Jeff..... | 1998-99 |
| Harbaugh, John..... | 1997 |
| Harrell, Paul (Pooch)..... | 1942-47 |
| Hart, Mike..... | 2017-20 |
| Hayes, E.C. (Billy)..... | 1942-43 |
| Heacock, Jon..... | 1997-99 |
| Heard, Grant..... | 2017-21 |
| Henry, Adam..... | 2022 |
| Hicks, Bob..... | 1957-72 |
| Hiller, Darren..... | 2017-22 |
| Huber, Ted..... | 1982 |
| Huff, Gary..... | 1983 |
| Hunter, Hal..... | 1973-76 |
| Hunter, Hal Jr..... | 2000-01 |
| Inge, William..... | 2013-19 |
| Jeffers, Roger..... | 1958-59 |
| Johns, Kevin..... | 2011-16 |
| Johnson, Bobby..... | 2005-09 |
| Johnson, Craig..... | 2022-23 |
| Johnson, Jim..... | 1973-77 |
| Jones, Jason..... | 2020-22 |
| Joseph, Noah..... | 2014-17 |
| Karl, Kenneth..... | 1956 |
| Keith, Floyd..... | 1984-92 |
| Kincannon, Andy..... | 1984-96 |
| Kish, Tim..... | 2002-03 |
| Knorr, Brian..... | 2014-15 |
| Kovatch, John..... | 1942-46 |
| Kratzer, Dan..... | 1983 |
| Kuntz, Pat | 2024- |
| Kurth, Frank..... | 1992-96 |
| Littrell, Seth..... | 2012-13 |
| Lynch, Bill..... | 1993-94; 2005-06 |
| Lynch, Billy..... | 2005-10 |
| Maddock, Robert..... | 1952-56 |
| Mallory, Curt..... | 2002-04 |
| Mallory, Doug..... | 1994-96; 2011-13 |
| Mangiero, Dino..... | 2004 |
| Mauro, Harold..... | 1970-71; 1976-83 |
| McConnell, Bob..... | 2004 |
| McCullough, Deland..... | 2011-16; 2021 |
| McCullough, Lou..... | 1957 |
| McDaniel, Charley..... | 1945-71 |
| McDaniel, Larry..... | 2014-15 |
| McMillian, Charles..... | 2002-03 |
| McNeely, Brian..... | 2002-03 |
| Mihajlovich, Lou..... | 1956 |
| Miller, Burnie..... | 1957 |
| Miller, John | 2024- |
| Moore, Wally..... | 1975 |
| Moriarty, Myron "Mo"..... | 2002-04, 2010 |
| Morris, Bob..... | 1984-93 |
| Mourousis, Jim..... | 1965-72 |
| Muehling, Nick..... | 1981-96 |
| Neel, Wally..... | 1977-78 |

| | |
|-------------------------------|------------------|
| Novak, Joe..... | 1984-95 |
| O'Neil, Ed..... | 1983 |
| Ojong, Rod | 2024- |
| Otolowski, Bob..... | 1973-81 |
| Pachis, Gus..... | 1979-80 |
| Palcic, Joe..... | 2005-10 |
| Patton, James..... | 2013-16 |
| Peoples, Kevin..... | 2020-21 |
| Petzke, Dave..... | 1984-91 |
| Plank, Ernie..... | 1965-72 |
| Planutis, Jerry..... | 1958-60 |
| Randolph, Paul..... | 2022-23 |
| Ravensberg, Bob..... | 1950-51 |
| Reynolds, Diron..... | 2001 |
| Ricumstrict, George..... | 2005-10 |
| Schmidt, Pete..... | 1997-00 |
| Shanahan, Mike | 2024- |
| Shands, Ray..... | 1973-82 |
| Shelby, Brandon..... | 2011-23 |
| Shelton, Clarence..... | 1981-83 |
| Sheridan, Nick..... | 2017-21 |
| Shuck, Jim..... | 1981-82 |
| Sinko, Steve..... | 1949-50 |
| Smith, Rod..... | 2011 |
| Springer, Dennis..... | 2008-10 |
| Stevens, Wilbur..... | 1957-64 |
| Stripling, Steve..... | 1984-96 |
| Suhr, Buck..... | 1984-95 |
| Sullivan, Jerry..... | 1983 |
| Sunsari, Tino | 2024- |
| Teegardin, Kasey..... | 2018-23 |
| Teeter, Mike..... | 1997 |
| Temerario, C.A..... | 1946-47 |
| Terlep, George..... | 1956 |
| Thom, Billy..... | 1943-44 |
| Thompson, Anthony..... | 1997-01 |
| Townsend, John..... | 1957-64 |
| Townsend, John..... | 1983 |
| Tucker, Anthony..... | 2023 |
| Van Schoyck, Jake..... | 1965-72 |
| Veller, Don..... | 1947 |
| Voorhis, Alan..... | 1968-72 |
| Walters, Trent..... | 1968-71; 1973-80 |
| Warren, Charlton..... | 2021 |
| Watts, Morris..... | 1973-81 |
| Weist, T.J..... | 1997-01 |
| Wherratt, Ed (Ted)..... | 1948-53 |
| White, Robert..... | 1951 |
| Williams, Buddha | 2024- |
| Wilt, Chad..... | 2022-23 |
| Wommack, Kane..... | 2018-20 |
| Wright, Kevin..... | 2020-23 |
| Yeager, Mike..... | 2006-10 |
| Zemba, Wally..... | 1955 |

- Current assistants in bold

LETTERWINNERS (ALPHABETICAL)

| A | B | | |
|---------------------------|------------------|---------------------------|-------------------------|
| Abbs, Trevor | 2001 | Babb, Jesse L. | 1931, 32, 33 |
| Abrams, David F. | 1975, 76, 77, 78 | Babcock, John W. | 1972, 73, 74 |
| Abruzzo, Nick | 1997, 1999 | Bach, Benjamin | 2015, 16, 17 |
| Adams, Daniel | 1982 | Bachman, Peter L. | 2011, 12, 13 |
| Adams, James S. | 1938 (Mgr.) | Badar, Rich | 1962, 63, 64 |
| Adams, James K. | 1920, 21 (Mgr.) | Baer, Charles S. | 1931 |
| Adams, Michael E. | 1967, 68, 69 | Baety, Edward | 1991, 92, 93, 94 |
| Adeyanju, Victor | 2002, 03, 04, 05 | Bahr, Wilfred A. | 1921 |
| Addams, Abe B. | 1944 | Bailey, Jacob T. | 2013, 14, 15, 16 |
| Addison, Samuel J. | 1983 | Bailey, James A. | 2005, 06, 07 |
| Ahler, Jamie | 1990, 91 | Bailey, James R. | 1961, 62 |
| Ahting, Gerhard | 1978, 79, 80 | Bailey, John D. | 1969, 71 |
| Adkins II, Christian S. | 2008, 09, 10, 11 | Bailey, Josh | 2006 |
| Adkins, David | 1980 (Mgr.) | Bailey, Marcus A. | 1971, 72, 73 |
| Ahlfeld, Christopher R. | 2010 | Bailey, Jamie | 1993, 94, 95, 96 |
| Albomonte, Jonathan P. | 2017 | Baisley, Andy | 1994 (Mgr.) |
| Alexander, Chuck | 1978, 79, 80 | Baker, Bill | 1976 |
| Alexander, Ramon L. | 1943 | Baker, Brandon | 2001 |
| Alford, Adrian N. | 1943 | Baker, David | 2020 |
| Alexander, Jacarri R. | 2012, 13 | Baker, Jr., Delroy E. | 2015, 16, 17, 18 |
| Allen, Antonio R. | 2013, 14 | Baker, Ward N. | 1927, 28 |
| Allen, David T. | 1979 (Mgr.) | Balay, Paul L. | 1927, 28, 29 |
| Allen, Eric | 1994, 95, 96 | Baldwin Jr., Tim G. | 2020, 21 |
| Allen, Frank E. | 1914, 15 | Balfour, Lloyd G. | 1905 |
| Allen, John T. | 1971 | Balfour, David | 1997, 98, 99 |
| Allen, Kenny A. | 1984, 85, 86, 87 | Banka, John A. | 1931 |
| Allen, Kevin E. | 1981, 82, 83, 84 | Banks, Antonio | 2010 |
| Allen, Nolan T. | 2018, 19, 20, 21 | Banks, Christopher J. | 2007, 09 |
| Allerdice, James K. | 1943 | Banks, Dair R. | 1966, 68 |
| Allotey, Victor | 1994, 95, 96, 97 | Banks, Khalfani | 1995, 96, 97 |
| Aloisio, Tony L. | 1954, 57, 59 | Banks, William H. | 1902 |
| Altman, Tyler | 2006 | Barbour, Herbert V. | 1895 |
| Ambrrose, Frank | 1992 | Bardwell, Cameron | 1991 |
| Amstutz, Gerald J. | 1954, 55, 56 | Barker, James E. | 1966 |
| Andersen, Richard C. | 1960 (Mgr.) | Barnes, Nick | 1974, 78 |
| Anderson, Clifton Jr. | 1949, 50, 51 | Barnett, Derek | 1999, 00, 01, 02 |
| Anderson, Clyde L. | 1958, 59, 60 | Barnett, Jeff | 1971, 72 |
| Anderson, Frank W. | 1937 (Mgr.) | Barnhart, Hugh A. | 1912 |
| Anderson, Gerald K. | 1951 | Barnhart, Richard J. | 1952 |
| Anderson, Jerry L. | 1961 | Barner, A.J. F. | 2020, 21, 22 |
| Anderson, Johnny | 1999, 00 | Barnes, Ryan T. | 2019, 20, 22 |
| Anderson, Lars | 1991, 92 | Barnett, Lawrence E. | 2010, 11, 12 |
| Anderson, Michael J. | 1982, 83, 84, 85 | Barthold, Britton C. | 2020 (Mgr.) |
| Anderson, Ryder P. | 2001 | Bartkiewicz, John J. | 1952, 53, 54, 55 |
| Anderson, Scott | 2003, 04, 05, 06 | Bartkiewicz, Joseph F. | 1946-49 |
| Anderson, William P. | 1935, 36, 37 | Bartkiewicz, Leonard | 1960 |
| Andrews, Brett W. | 1990 | Bartkiewicz, Walter C. | 1946, 47, 48, 49 |
| Andrews, John M. | 1968, 69, 70 | Barwick Jr., Michael M. | 2016, 17, 18 |
| Ane, David | 1987, 88, 89, 90 | Barzilauskas, Bo | 1994 |
| Anglemyer, Charles E. | 1931, 32, 33 | Barzilauskas, Carl J. | 1971, 72, 73 |
| Anthony, Stephen | 1999, 00, 01, 02 | Bass, Emile J. | 2006, 07 |
| Antonini, Ettore | 1933, 34, 35 | Batalis, George | 1995, 96 |
| Antonini, Fred | 1929, 32, 33 | Bates, Willie | 1985, 86, 87, 88 |
| Applegate, Steve D. | 1967, 68, 69 | Battaglia, Bob | 1958, 59 |
| Arbuckle, Aaron | 1978, 79, 80 | Battreall, Ronald W. | 1956 |
| Archer, Bradley | 2023 | Batts, Michael | 1992, 93, 95 |
| Armstrong, Charles L. | 1945, 46 | Bauer, Dan | 1985, 86, 87, 88 |
| Armstrong, William F. | 1944, 45, 46 | Baughman, Mike | 1967, 68, 69 |
| Armstrong, William S. Jr. | 1971, 72, 73 | Baumgarten, Doug | 1999 |
| Arnett, Scott | 1976, 77, 78 | Baxter, Neal E. | 1928, 29, 30 |
| Arnold II, Kenneth D. | 2015, 16, 17 | Bazalak, Connor J. | 2022 |
| Arnold, Robert W. | 1941 (Mgr.) | Bean, William E. | 1921 |
| Arthur, Randy | 1980 (Mgr.) | Bear, Scott | 1988 (Mgr.) |
| Artman, Joseph M. | 1902, 04 | Beasley, Nelson G. | 1934, 35, 36 |
| Artman, Oliver C. | 1911 | Beattie, Tyson | 2003, 04, 05, 06 |
| Ashburner, Richard E. | 1951, 52 | Beatty, Chris | 2002 |
| Ashby, Lucian Otto | 1929, 30 | Beauchamp, Charles | 1990, 91, 92, 93 |
| Ashley, Leonard | 1964, 65 | Bebbe, Kerry L. | 1971 (Mgr.) |
| Atkins, Craig | 1995 | Beck, William E. | 2000, 01 |
| Atkinson, Bill | 1972, 73, 74 | Becks, Brett | 1971, 71 |
| Atwater, Munson D. | 1893 | Becket, Melvin H. | 1950, 51 |
| Aucreman, Ted L. | 1958, 59 | Beckles, Ian | 1988, 89 |
| Autry, Gary C. | 1976, 77 | Beckner, Arthur J. | 1926 |
| Aveni, John P. | 1957, 58 | Beckum, Leon | 2008, 09, 10, 11 |
| Aydillette, Frank | 1898, 99 | Bedford, Matthew | 2019, 20, 21, 22, 23 |
| Aydillette, William E. | 1903, 04, 05 | Beery, Britton M. | 2018, 19 |
| | | Beeson, Harold | 1932, 33, 34 |
| | | Beeson, Harry | 1931 |
| | | Beisler, Randy | 1963, 64, 65 |
| | | Belcher, Damarlo | 2008, 09, 10 |
| | | Belcher, Jeremy | 2001, 02 |
| | | Belden, Bodine | 1988 |
| | | Bell, Edward | 1941, 42 |
| | | Bell, George | 1953, 54 |
| | | Bell, Leonard C. | 1983, 84, 85, 86 |
| | | Bell, Ronald E. | 1957, 59 (Mgr.) |
| | | Bell, Vern S. | 1918, 19, 20 |
| | | Belu, Mike | 1995, 96 |
| | | Bencivinni, Carmen | 1962, 63 |
| | | Benner, Wayne W. | 1948, 49 |
| | | Bennett, Charles (Chuck) | 1926, 27, 28 |
| | | Bennett, Lance | 2003, 04, 05, 06 |
| | | Bennett, Kenneth W. | 1928, 29 |
| | | Bennett, Timothy S. | 2012, 13, 14 |
| | | Benson, Hayward S. | 1982, 83 |
| | | Benson, Kahili | 2022, 23 |
| | | Bergman, William J. | 1965, 66, 67 |
| | | Berndt, Arthur | 1908, 09, 10 |
| | | Bermoske, Daniel G. | 1924, 25 |
| | | Berry, Justin L. | 2017, 18, 19 |
| | | Bethel, Ron | 1999, 00, 01, 02 |
| | | Bibbs, Andrew H. | 1946 |
| | | Bieker, Mark | 1985 (Mgr.) |
| | | Bitunas, Tom | 1966, 67, 68 |
| | | Bird, William J. | 1949, 50, 51 |
| | | Birr, James O. | 1937 |
| | | Bishop, George P. | 1925, 26 |
| | | Bizzell, John | 1967, 68, 69 (Mgr.) |
| | | Bjorson, Matthew J. | 2018, 19, 20, 21 |
| | | Black, Joseph H. | 1942 |
| | | Black, Jr., Larry | 2009, 10, 11, 12 |
| | | Blackburn, Marsh H. | 1951 |
| | | Blackwell, David M. | 2011, 12 |
| | | Blastick, Michael | 1993 |
| | | Bliidi, Philip | 2023 |
| | | Bloom, Benton J. | 1903, 04, 05, 06 |
| | | Bloss, William H. | 1886, 87, 88 |
| | | Blythe, Stephen E. | 1966 |
| | | Boak, Robert J. | 1958, 59 |
| | | Boarman, Dan | 1971, 72, 73 |
| | | Boatman, William S. | 1989, 90 |
| | | Bobay, Bryan | 1995, 96, 97, 98 |
| | | Bochnicka, John | 1942 |
| | | Boggan, Dan | 1986 |
| | | Boggs, Lowell W. | 1920, 21 |
| | | Boggs, William J. | 1976, 77 (Mgr.) |
| | | Boland, William J. | 1890 |
| | | Bolen, Halfred D. | 1951 (Mgr.) |
| | | Bolsler, Theodore R. | 2010, 11, 12, 13 |
| | | Bolstad, Thomas | 2016 |
| | | Bolyard, Thomas | 1988 |
| | | Bomba, Brad | 1954, 55, 56 |
| | | Bomba, James | 2022, 23 |
| | | Bomba, Matthew | 1990, 91, 92 |
| | | Bomball, Walter | 1991 |
| | | Bonds, Bryson | 2020, 21, 22, 23 |
| | | Bonhomme, D.K. | 2019, 20, 21 |
| | | Bonnell, Scott | 1989, 90, 91, 92 |
| | | Bonner, Shaun C. | 2017, 18 |
| | | Bonsib, Louis W. | 1913, 14, 15 |
| | | Bonsib, Ray M. | 1907 |
| | | Booker, Andre D. | 2012, 13, 14, 15 |
| | | Boone, Fabiene A. | 2007, 08 |
| | | Booth, Brad | 1964 (Mgr.) |
| | | Booth, Dominique D. | 2014 |
| | | Booth, W. Walter | 1975, 76 |
| | | Borden, Nathaniel | 1951, 52, 53, 54 |
| | | Borders, Nathan | 1981, 82, 83, 84 |
| | | Bordner, William A. | 1969 |
| | | Bosak, Edward S. | 1949, 50 |
| | | Boudreau, Nathan W. | 2013, 14, 15 |
| | | Bounardj, Steve | 1994 (Mgr.) |
| | | Bove, Thomas A. | 1969, 70, 71 |
| | | Bowen, Greg | 1990 |
| | | Bowen, Ja'merez | 2016, 17, 18 |
| | | Bowers, Jerry | 1978, 79, 80 |
| | | Bowman, Arnold J. | 1949, 50 |
| | | Bowser, Harold J. | 1916, 17 |
| | | Boyd, Gene | 1986, 87, 88, 89 |
| | | Boyd, Jason | 1991, 92, 93, 94 |
| | | Boyd, Jeffrey D. | 2008 |
| | | Boyd, Jeremy I. | 2019, 20 |
| | | Boyd, John A. | 1981, 82 |
| | | Boyle, Edward L. | 1904, 05, 06 |
| | | Bradford, Richard B. | 1958, 59, 60 |
| | | Bradley, Steve | 1983, 84, 85 |
| | | Brady, Terry | 1981 |
| | | Bragalone, Alfred A. | 1939, 40, 41 |
| | | Bramel, Gordon | 1997, 1999 |
| | | Branch, Melvin | 1962, 63, 64 |
| | | Brandt, Robert A. | 1999, 00, 01, 02 |
| | | Braucher, Adam | 2000, 01, 04 |
| | | Brenner, Allen L. | 1904 |
| | | Brewer, James D. | 2008, 09, 10 |
| | | Brewer, Kenneth W. | 1891, 92, 93, 94 |
| | | Brewer, Patrick | 2004 (Mgr.) |
| | | Briner, Louis A. | 1925, 26, 28 |
| | | Bringle, Ray D. | 1938 |
| | | Brinkman, Craig | 1974, 75 |
| | | Brock, R.E. (Reb) | 1984 |
| | | Brodie, Donald C. | 1957 |
| | | Brooks, Cleveland C. | 1948 |
| | | Brooks, Gregory R. | 1980, 81 |
| | | Brooks, Harry T. | 1939, 40 |
| | | Broome, Byron | 1960, 61 |
| | | Brothers, James | 1889 (Mgr.) |
| | | Brough, Curtis | 1889 (Mgr.) |
| | | Brown Jr., Andre | 2015, 17, 18, 19 |
| | | Brown, Da'Shaun M. | 2020 |
| | | Brown, Gregory | 1980, 81 |
| | | Brown, Gregory A. | 1968, 70, 71 |
| | | Brown, Gregory D. | 2005, 06, 07, 08 |
| | | Brown, Howard K. | 1942, 45, 46, 47 |
| | | Brown, Joshua S. | 1966, 17 |
| | | Brown, Lance | 1991, 92, 93, 94 |
| | | Brown, Michael | 1991 |
| | | Brown, Orlando | 1982, 83, 84 |
| | | Brown, Richard F. | 1972, 73, 74 (Mgr.) |
| | | Brown, Robert H. | 2000, 01 |
| | | Brown, Steven H. | 1969, 70 |
| | | Brown, Tony | 1997, 98, 99, 00 |
| | | Browning, Tyrone | 1997, 98 |
| | | Broyles, James | 1997, 98, 99 |
| | | Brubaker, Charles L. | 1928, 29, 30 |
| | | Bruner, Brian | 1994 |
| | | Brusse, William | 1975, 76 |
| | | Bryan, Frederick E. | 1900, 01, 02, 03 |
| | | Bryant, Alfred L. | 2018, 19, 20, 21, 22 |
| | | Bryant, Khalil M. | 2016, 17, 18, 19 |
| | | Bryant, Leonard | 2002, 03, 04 |
| | | Bryant, Reggie | 1994 |
| | | Bucchianeri, Michael R. | 1938, 39, 40 |
| | | Buchan, John J. | 1977 |
| | | Buck, Thedis M. | 1922 |
| | | Buck, Thomas J. | 1973, 74, 75 |
| | | Buckley, Camron | 2021 |
| | | Buckner, Quinn | 1972, 73 |
| | | Bueter, Daniel J. | 1967 |
| | | Bugg, Brandon M. | 2008, 09 |
| | | Bugg, Timothy D. | 2005, 06, 07 |
| | | Bufe, Bruce S. | 1983, 84, 86 |
| | | Bufo, Tony | 1985, 86, 87, 88 |
| | | Bunger, Leon E. | 1943 (Mgr.) |
| | | Bunger, Thomas | 1970, 71, 72 (Mgr.) |
| | | Burgess, Juwan J. | 2018, 19, 20, 21 |
| | | Burgess, Reganel L. | 2007, 08, 09, 10 |
| | | Burgess, Thomas E. | 1958, 59, 60 |
| | | Burgett, Tyler M. | 2015 |
| | | Burke, Daniel B. | 1921 |
| | | Burke, Kevin T. | 1980, 81 |
| | | Burks, Aaron M. | 2010 |
| | | Burks, Adrian M. | 2007, 08, 09, 10 |
| | | Burnett, Darrick | 1975, 76, 77, 78 |
| | | Burnett, John A. | 1921 |
| | | Burnett, Ulysses | 1978 |
| | | Burns, Kenni | 2004, 06 |
| | | Burns, Russell E. | 1957 |
| | | Burrell, Donald K. | 1976 |
| | | Burrelli, Angelo D. | 1976, 77 |
| | | Burris Jr., Marcus | 2023 |
| | | Burris, Keith L. | 2006, 07, 08 |

Burris, Kevin L. 2007, 08
 Burtis, Chris 1979
 Burton, Charles S. 1933, 34
 Busbee, Westley F. 1932
 Buschmann, Charles S. 1915, 16
 Bush, Darren 1985, 87
 Bush, Kevin A. 2010
 Busz, Ryan 2014 (Mgr.)
 Butcher, Jade 1967, 68, 69
 Butler, Thomas 1921, 22, 23, 24
 Butts, Carroll R. 1926, 27, 28
 Byers, George H. 1925, 26, 27
 Byers, George H. Jr. 1950, 51, 52
 Byrnes, Charles F. 1971, 72

C

Caldwell, Elvin T. 1957, 58, 59
 Caldwell, James E. 1983, 84, 85
 Caldwell, Ralph W. 1981, 82
 Calhoun, Rayshun M. 2006, 07, 08
 Call, James A. 1984
 Calvert, Matt 2002, 03
 Calvin, Keith D. 1974, 75, 76, 77
 Cameron, Bob 1986
 Cameron, Daniel B. 2015
 Cameron, Malcolm (Cam) 1982, 83
 Camiel, Dimitric C. 2013, 14, 15, 16
 Campagnoli, Tony 1935
 Campbell, Charles A. 1960
 Campbell, Charles L. 2019, 20, 21, 22
 Campbell, Milton G. 1954, 55
 Campbell, Thomas L. 1957, 58
 Campes, Cameron 2022, 23
 Campos, Nicholas A. 2015
 Canfield, Stephen H. 1970
 Cannady, John H. 1943, 44, 45, 46
 Cantwell, James 2000
 Capen, Tim 2000
 Capron, John C. 1989
 Cardillo, Jack A. 2020
 Carey, Roderick 1991, 92, 93
 Carlson, John R. 1968
 Carpenter, Kenneth 1972, 74
 Carpenter, Zachary C. 2021, 22, 23
 Carr, Charles E. 1904, 05
Carr Jr., Lanell 2023
 Carr-Watson, Dimitrius J. 2010, 12
 Carrington, Justin G. 2006, 07, 08, 09
 Carter, Andre 2023
 Carter, Anthony C. 1999, 00, 01, 02
 Carter, DeQuee 2023
 Carter, Francis L. 1948
 Carter, Kenneth M. 2012
 Cartwright, Clarence E. 1907, 08
 Cartwright, Jason 2002
 Casey, Aaron 2019, 20, 21, 22, 23
 Casey, Jared 2022, 23
 Cassells, Gary J. 1966, 67
 Cassellman, Donald L. 1970, 71
 Cassidy, Thomas J. 1953, 1954, 55
 Cate, Randy 2003, 04
 Catterton, Antrim S. 1926, 27
 Catterton, Wilbert O. 1927, 28, 29
 Chandler, Quai 2012, 13
 Chaney, Jermaine 1992, 93, 94
 Chanley, David R. 1970, 71 (Mgr.)
 Chapman, Charles L. 2011, 12
 Chappell, Benjamin S. 2007, 08, 09, 10
 Chase, Steven M. 1984 (Mgr.)
 Cherry, Harry C. 1935, 36
 Chester, Jamonne J. 2010, 11, 12
 Childers, Chris 2020, 21
 Christopher, Colin 2001
 Christy, Al 1981
 Dichowski, Eugene W. 1954, 55, 56
 Cioli, Frank 1943, 44, 45, 46
 Ciriaco, Yeronimo 1996, 98, 99
 Claahsen, Mark S. 1983, 84
 Clancy, Nairlin 1997, 99
 Clark, Dennis F. 1974
 Clark, Donovan L. 2014
 Clark, Hezlep W. 1904, 05, 06
 Clark, Michael 1970
 Clarke, Christopher C. 1964
 Clarke, Jerry 1994

Clasen, William E. 1937, 38
 Clausen, Christopher 1979
 Clay, Emmons W. 1920, 21, 22
 Clemons, Jodie 2001, 02, 03, 04
 Clency, Courtney 2002, 03, 04, 05
 Clengerver, Zora G. 1900, 01, 02, 03
 Clifford, Joseph E. 1925
 Clifford, Tim 1978, 79, 80
 Clomey, Clime E. 1912
 Coachys, Richard M. 1962, 63, 64
 Cobbs Jr., Simmie O. 2014, 15, 16, 17
Coby, Anderson M. 2022, 23
 Coffee, J.C. Chestine 1943, 44
 Coffman, Cameron R. 2012, 13
 Colby, Terry 1974, 75, 77, 78
 Cole, Terry 1965, 66, 67
 Coleman, Brian 1995, 96
 Coleman, Chester F. 1910, 11, 12
 Coleman, Erick 1905, 86, 87, 88
 Coleman, Larry G. 1960, 61, 62
 Coleman, Roderick 1989, 90, 91
 Coleman, Tevin F. 2012, 13, 14
 Cohen, Gabriel S. 2019, 21
 Compton, Russell 1974, 75, 76, 77
 Congdon, John F. 1944
 Congie, Samuel E. 1956, 57, 58
 Conkle, Frederick A. 1915, 16
 Conley, Sean 1979, 80, 81 (Mgr.)
 Conlon, William F. 1966
 Conner, Obaury J. 1997, 98, 99, 00
 Connors, John M. 1951, 52, 53
 Conrad, Andrew J. 2017, 18
 Conrad, Joseph H. 1913
 Cook, Christopher H. 1982, 83, 84
 Cook, David M. 1974
 Cook, George M. 1895
 Cook Jr., Jameal A. 2015
 Cooper, David C. 2012, 13, 14
 Cooper, Gary 2019, 20
 Cooper, Gilbert F. 1940 (Mgr.)
 Cooper, Michael A. 2014, 15
Cooper Jr., Omar 2022, 23
 Cormier, Christopher H. 2013
 Cornell, Fred D. 1886, 87
 Cornett, Caleb J.A. 2013
 Corney, Javon T. 2010, 11, 12
 Corradini, Ronald 1990, 91
 Corrigan, Robert F. 1958, 59
 Corsaro, Anthony V. 2012, 13, 14, 15
 Couch, Steve 1979, 80
 Couch, William H. 1965, 66
 Coufalk, Francis J. 1960, 61, 62
 Council, Richard F. 2008, 09, 10
 Courim, John B. 1925
 Cousineau, Thomas F. 1955, 56, 57
 Coval, Willis N. 1901, 02, 03, 04
 Covington, Chris 2014, 15, 16, 17
 Cowan, Robert G. 1942, 46
 Cox, Frank M. 1920, 21, 22
 Cox, LeDarius C. 2022, 23
 Crable, Robert A. 1971, 72
 Craft, John A. 1968 (Mgr.)
 Craft, Norman A. 1956, 57, 58
 Crafton, Hugh L. 1949, 50
 Cravens, Bernard K. 1917, 20
 Crawford, Carl E. 1929
 Crawford, Jonathan D. 2015, 16, 17, 18
 Creevey, Connor 2011
 Cremeens, Dennis T. 1972, 73, 74
 Crider, Harry W. 2017, 18, 19, 20
 Crist, Thomas E. 1960 (Mgr.)
 Cristofoli, Louis A. 1980, 81, 83, 84
 Croftcheck, Don 1962, 63, 64
 Cromer, Donald L. 1959, 60, 61
 Cronk, Coy N. 2016, 17, 18, 19
 Crooks, Jerrold 1960 (Mgr.)
 Crosby, Thomas W. 1915
 Cross, Michael J. 1979
 Crouch, John J. 1943
 Crow, Garland J. 1929
 Crowe, George W. 1953, 54, 55
 Crowley, Ray 2021 (Mgr.)
 Crum, Oren K. 1932, 33
 Crusan, Douglas 1965, 66, 67
 Cullen, James H. 1891, 92
 Cunningham, Ashel 1908, 09, 10

Cunningham, Nate 1966, 67, 68
 Curry, Richard 1973 (Mgr.)
 Czap, Jason 1996, 97, 98, 99

D

D'Achille, Louis J. 1950, 51, 52
 Dagg, Gary L. 1971
 Dahlin, Gene R. 1966
 Dahlin, Rodger G. 1964
 Dahlstrom, Griffen S. 2010, 11, 12, 13
 Dailey, Frank C. 1891, 92
 Dailey, John R. 1977
 Dailey, Thomas A. 1952, 53, 54
 Dal Sasso, Chris C. 1934, 35, 36
 Damaska, Sean M. 2013, 15
 Damisch, Marc J. 2009, 10, 11
 Daniel, John C. 1913
 Daniels, Derrick 1986, 87
 Daniels Jr., Joseph 2019, 20, 21
 Danley, Brandon 2004 (Mgr.)
 Danner, Daniel L. 1972, 73, 74 (Mgr.)
 Darby, Phelps, F. 1900, 01
 Darring, Al 1979, 80
 Dauer, Raymond F. 1931, 32, 33
 Dauer, Victor P. 1929, 30, 31
 Daugherty, William L. 1951
 Daugstrup, Sam H. 2022
 Davidson, Roger K. 1970, 71
 Davidson, Thomas R. 1904, 05, 06
 Davis, Anthony L. 2013
 Davis, Dalton 2022
 Davis, Kevin D. 2013
 Davis, Gary 1959
 Davis, James (Jay) 1991, 92, 93
 Davis, John L. 1949, 50, 51
 Davis, Merrill S. 1909, 10, 11
 Davis, Nathan 1993, 94, 95, 96
 Davis, Paul Y. 1909, 11
 Davis, Richard C. 1934, 35, 37
 Davis, Richard 1965 (Mgr.)
 Davis-Walker, Zachery T. 2008, 09, 10
 Dawsey, Stacy 1905, 66
 Dawkins, William D. 2015
 Deal, Mark 1978
 Deal, Michael 1967, 68, 69
 Deal, Russell J. 1941, 42, 45, 46
 Dean, Robert T. 1942
 Dean, Saute 1995
 Debbout, John P. 1969, 71
 DeBlasis, Dennis R. 1963, 64
 DeBord, Eric J. 1977, 78, 79, 80
 DeCamilla, Jon B. 1974
 Decker, Robert G. 1969
 Dedic, Joe 1986, 87
 Dedmond, Max A. 2008, 09, 10, 11
 DeGiacoma, Kenneth F. 1964
 Del Grosso, Aaron W. 2014, 16
 Delp, Connor J. 2022
 DeMarco, Robert A. 1957
 DeMar, Enoch 1999, 00, 01, 02
 Deming, Mark S. 1972, 73, 75
 DeMuth, David A. 1974
 Denny, Thomas E. 1964 (Mgr.)
 Denny, Winfield A. 1894
 Deranek, Richard H. 1944, 45, 46, 47
 DeSalle, Donald J. 1967, 68, 69
 DeStefano, Robert D. 1962, 63, 64
 DeVault, Brett W. 1979
 DeVries, John 1992
 Dewar, James A. 1942, 46
 DeWitt, Josh 1992, 93, 94
 Dewitz, Brian 1985, 86, 87, 88
 Diamond, Gregory M. 1970, 91 (Mgr.)
 Diamont, Alexander 2014, 15, 16
 Dice, Clifford O. 1912, 13
 Dick, Alan D. 1970, 71
 Dickerson, Timothy K. 1984
 Dickey, William B. 1930, 31, 32
 Dielman, Kris 1999, 00, 01, 02
 Dietrick, Kyle X. 2010
 DiGiulio, James 1991, 92, 93, 94
 Dileo, William E. 1935, 36
 Dillard, Charles T. 1956
 Diller, Russell J. 1966
 Dilly, Donald 1963, 64

DiSalvo, Mark E. 1973, 74
 Dischinger, Donas H. 1934
 Dittoe, Chris 1993, 94, 95, 96
 Dixon, Walter D. 2000
 Dodd, Mike 1893
 Doehla, George D. 1975, 76, 77, 78
 Doodson, Harry C. 1903
 Doggett, Joe 1973, 74, 75, 76
 Dolan, John P. 1949, 50
 Dolaway, Earl L. 1940, 41, 42
 Domenic, Donald A. 1952, 53, 54
 Donnell, Taylor S. 2007, 08
 Donovan, Harry W. 1919, 20, 21
 Dooley, Matt 2011, 12, 13, 14
 D'Orazio, Tony 1976, 77, 78, 79
 Dorris, Austin R. 2012, 16, 17, 18
 Dougherty, Patrick 2015, 16
 Dorn, Brady 1994
 Dorsey, Jerry J. 1999, 00
 Doss, Tandon M. 2008, 09, 10
 Dotson, Gerald R. 1909, 99
 Dougherty, Carl L. 1974
 Douglas, Robert E. 1967, 68
 Dove, Douglas J. 1960
 Doyle, Mike 1962
 Dozier, William E. 1951, 52
 Drake, Dawson 2021 (Mgr.)
 Drake, Troy 1991, 92, 93, 94
 Drane, Jarrell T. 2009, 10, 11
 Driver, Hal E. 1907
 Dubrouillet, Frank D. 1960 (Mgr.)
 Dudding, Joseph E. 1928, 29
 Dudley, Tyrell L. 1972
 Duechting, Jay C. 1972
 Duffy, Kevin T. 1964, 66, 67
 Dumas, Michael 1987, 88, 89, 90
 Dumke, Dale E. 1959
 Dumke, Michael Jr. 1939, 40
 Dumke, Mike 1965, 66, 67 (Mgr.)
 Dumke, Ray M. 1938, 39, 40
 Dumba, Vaughn 1990, 91
 Dunn, Harold L. 1967
 Dunnam III, Phillip A. 2022, 23
 Durkott, John F. 1965
 Durkott, James 1965 (Mgr.)
 Dutra, Chase M. 2014, 15, 16, 17
 Dutter, Homer W. 1908, 09, 10
 Dyer, Christopher 1990, 91, 92, 93

E

Eads, Roy S. 1934, 35, 36
 Eagleson, Preston E. 1894
 Easley, Moses L. 1964, 66
 Eberhart, Elder J. 1921, 22, 23
 Eckert, Gary S. 1976
 Eckert, Peyton 2011, 12, 13, 14
 Eckert, Timothy R. 1983
 Eddings, Darryl 1987, 88
 Edds, David E. 1972
 Edgar, George O. 1974, 75, 76, 77
 Edmonds, Otis D. 1930, 31, 32
 Edmundson, Sean C. 2007
 Edwards, Dennis E. 1981, 82, 83
 Edwards, Efen 1985
 Edwards, Kirk 1973, 74, 75, 76
 Edwards, Michael 1971
 Egan, Patrick M. 1968
 Egenolf, Matthew 1989, 90, 91
 Ehrenberger, James 1977
 Eickstead, Jon J. 1965, 66
 Eickenberry, Michael 1974, 75
 Elfers, Edmund B. 1900, 01
 Elisara, Pita 1998, 99
 Ellenwood, James A. 1938, 39
 Elliot, Howard R. 1940
 Elliott, Demarcus J. 2019, 20, 21, 22
 Elliott, James M. 1961, 62, 63 (Mgr.)
 Elliott, Larry G. 1964, 65, 66 (Mgr.)
 Ellis, David M. 2019, 20, 21
 Ellis, Kenneth A. 1960, 61, 62
 Ellis, R. Jerrold 1951, 52, 53
 Ellis, Willis S. 1886
 Elison, Morgan M. 2017
 Elwanger, Bruce R. 1962, 63, 64
 Eloms, Joey 1994, 95, 96, 97

| | |
|-----------------------------|---------------------|
| Emerson, John C. | 2005, 06, 07 |
| Endicott, Carl E. | 1893, 94, 95, 96 |
| English, Steve | 1983 |
| Englum, Christian D. | 2013 |
| Enis, Ricky | 1974, 75, 76, 77 |
| Erehart, Archie | 1914, 15, 16 |
| Erehart, Mark | 1912, 13, 14 |
| Erickson, Thomas | 1964 |
| Ernest, Matthew A. | 2008, 09, 10 |
| Ervin-Poindexter, Davion K. | 2008, 08, 09 |
| Etherton, Scott J. | 1977 |
| Ethridge, Wayne H. | 1953 |
| Evans, David C. | 1966, 67 |
| Evans, Dennis | 1991 |
| Evans, James T.D. | 2021, 22, 23 |
| Evans, Marlin W. | 1979, 80, 82 |
| Evans, Mitchell | 2022, 23 |
| Evans, Mitchell R. | 2007, 08, 09, 10 |
| Evans, Ralston D. | 2012, 13, 14, 15 |
| Everett, Gavin C. | 2017, 18, 19 |
| Evers, Cody J. | 2011, 12, 13 |
| Ewald, Mitchell R. | 2010, 11, 12, 13 |
| Ewert, Howard W. | 1917 |
| Ewing, Claude M. | 1914, 15 |

F

| | |
|-----------------------------|----------------------|
| Faires, Brian, M. | 2006, 07 |
| Faison, William Earl | 1958, 59, 60 |
| Falkenberg, Dean J. | 1984 (Mgr.) |
| Fant, Rashard A. | 2014, 15, 16, 17 |
| Faraone, Robert | 1967, 68 (Mgr.) |
| Farrall, Greg P. | 1988, 89, 90, 91 |
| Faulkner, Cody C. | 2007, 08, 09 |
| Faunce, Frank H. | 1927, 28, 29 |
| Faust, Frank F. | 1918, 19, 20 |
| Fawcett, Charles C. | 1961 |
| Fee, Robert F. | 1954, 55, 56 |
| Feeeny, Daniel J. | 2012, 14, 15, 16 |
| Fellinger, Patrick J. | 1953, 54, 55 |
| Ferguson, Fred E. | 1935 |
| Ferguson, William W. | 1922 |
| Ferrell, Amare | 2023 |
| Ferry, Marc | 1985, 87, 88 |
| Fiacable, Michael | 2017, 18 |
| Fiacable, Steve | 1990 |
| Fiacable, Vincent J. | 2022, 23 |
| Fields, Antonio M. | 2014, 15, 16, 17 |
| Fields, Michael R. | 1965, 66 |
| Fife, John Joseph | 1961 |
| Filburn, Mark F. | 1981, 82, 83 |
| Filchick, Frank J. | 1935, 36, 37 |
| Filippelli, Ronald G. | 1964 |
| Filipowski, Stephen Jr. | 1956, 57, 58 |
| Finch, Jeremy D. | 2008, 09 |
| Findley, William A. | 1970, 71, 72 |
| Findlayson, Douglas A. | 1969, 70 |
| Findling, Willard H. | 1939 (Mgr.) |
| Finley, Patrick E. | 2022 |
| Finney, Brian | 1985, 86, 87 |
| Fiorini, Robert L. | 1961 |
| Fioritto, Bernard H. | 1950, 51, 52 |
| Fischer, James W. | 1941 (Mgr.) |
| Fischer, William T. | 1950 (Mgr.) |
| Fishel, Mark | 1976, 77, 78, 79 |
| Fisher, Rusty | 1977 |
| Fisher, Earl E. | 1951, 52, 53 |
| Fisher, George L. | 1923, 24, 25 |
| Fisher, Harry M. | 1922 |
| Fisher, Raymond E. | 2006, 07, 08, 09 |
| Fisher, Robert H. | 1912 |
| Fisher, Robert H. | 1891 |
| Fisher, Scott E. | 1922 |
| Fisher, Vincent R. | 1983, 84, 85, 86 |
| Fisher, Walter H. | 1925, 26 |
| Fitzgerad, Bryant M. | 2018, 19, 20, 21, 22 |
| Fitzgerald, Joseph M. | 1981, 82, 83, 84 |
| Flake, James W. | 1980 |
| Flanagan, Michael S. | 1972, 73 |
| Fleming, Thomas A. | 1968, 1969, 1970 |
| Flemings, Kendall L. | 1983 |
| Flemming, Marlon P. | 1975, 76, 78, 79 |
| Fletcher, Dawson G. | 2013, 14, 15, 16 |
| Floyd, Marcus | 1997, 98, 00, 01 |
| Foley, Brody | 2023 |
| Follett, Adam J. | 2010, 11 |

| | |
|-----------------------------|----------------------|
| Ford, Joseph E. | 1983, 84, 85 |
| Ford, Nicholas A. | 2010 |
| Fore, Derek | 1973, 74, 75, 76 |
| Foss, Matt | 2002, 03 |
| Foster, John A. | 1898, 99, 00, 01 |
| Fournier, Kenneth T. | 1961 |
| Fowler, George L. | 1935, 36, 37 |
| Fowler, Herman | 1999, 01, 02 |
| Fox, Raymond M. | 1934, 35 |
| France, Cloyd B. | 1919, 20, 21, 22 |
| Francis, Jack | 1987, 89 |
| Frank, Richard A. | 1944 |
| Frankin, Eldridge (Frankie) | 1998, 99 |
| Frazier, Henry | 2000, 01 |
| Freeland, Nicholas P. | 2009, 10, 12 |
| Freeman, Chris | 2020, 21, 22, 23 |
| Freeman, James A. | 1935, 36, 37 |
| Freeman, Maurice | 2021 |
| Fresher, Cam | 2021 (Mgr.) |
| Fried, David D. | 1976, 77, 78 |
| Freude, Michael G. | 1978, 79 |
| Friemuth, Todd | 2014 (Mgr.) |
| Friemuth, Tyler | 2014 (Mgr.) |
| Friend, Daniel P. | 2013, 15, 16, 17 |
| Frink, Jamil | 1999, 00, 01 |
| Frisbie, Gilbert A. | 1964, 66 |
| Fritz, Edward J. | 1957, 58, 59 |
| Frohmart, Lawrence G. | 1952 |
| Frost, Colin | 1998, 99, 00, 01 |
| Frushour, Mark | 1980 (Mgr.) |
| Fryar, Jeffery F. | 1984, 86, 87, 88 |
| Frye, Justin | 2003, 04, 05, 06 |
| Frye, Kevin M. | 1980 |
| Fryfogtle, Tyrese | 2017, 18, 19, 20, 21 |
| Fuchs, Jordan A. | 2014, 15, 16 |
| Fulk, Michael J. | 1970, 71, 72 |
| Funderburk, Steven | 2013, 14 |
| Funda, Ivan W. | 1931 |

G

| | |
|------------------------|------------------|
| Gaddis, Versie | 1996, 98, 99, 00 |
| Gage, Albert | 1966, 67, 68 |
| Gahn, Walter D. | 1938, 39, 40 |
| Galajc, Christopher P. | 2017, 18 |
| Galagan, Michael S. | 1973 |
| Gales, Delnor F. | 1955, 56, 57 |
| Gall, Christopher | 1995, 96, 97, 98 |
| Gallagher, Thomas D. | 1964, 65 |
| Galloway, Terrence A. | 1980 |
| Galofaro, Lawrence L. | 1956 |
| Gambino, Lucien A. | 1942 |
| Gannon, Charles J. | 1980, 81, 82 |
| Gardis, Grant | 1975 |
| Garrison, Timothy J. | 2015 |
| Garrison, Richard W. | 1926, 27, 28, 29 |
| Garrison, Robert L. | 1983, 84 |
| Garshwiler, William P. | 1891 |
| Gartner, Sven Chris | 1970, 71, 72 |
| Gass, Frank L. | 1893, 94 |
| Gause, Frank A. | 1904 |
| Gearhart, Thomas | 1957 (Mgr.) |
| Gecina, Brad | 1997, 98, 99 |
| Gedman, Eugene Wm. | 1950, 51, 52 |
| Gedman, Jeffrey R. | 1980, 81, 82 |
| Gedson, Joseph D. | 2016, 17 |
| Geers, Robert J. | 1969 |
| Geiser, William A. | 1970, 71, 72 |
| Geisler, Donald R. | 1980 |
| Gentile, John J. | 1954, 56 |
| Genasci, Matt | 2001 |
| Genord, Scott | 2000 |
| George, Steve | 1948, 49, 50 |
| George, William H. | 1962 |
| Gergely, Robert J. | 1962, 63 |
| Gerhart, Thomas F. | 1958 (Mgr.) |
| Gest, Cole M. | 2016, 17, 18 |
| Giangiocomo, John J. | 1960, 61 |
| Gianokopoulos, George | 1980, 83 |
| Gill, Cordell M. | 1965, 66, 67 |
| Gill, Thomas A. | 1909, 10, 11 |
| Gillespie, Chase D. | 1986, 97 |
| Gilmore, Jahkeem | 2004, 05, 06 |
| Ginter, John D. | 1964, 65, 66 |
| Glass, Joel E. | 1963 (Mgr.) |
| Glaser, Kevin | 1995, 96, 97 |

| | |
|------------------------|----------------------|
| Glazier, Michael S. | 1973, 74 |
| Glenn, Richard T. | 1954 (Mgr.) |
| Glover, Sean | 1992, 93, 94, 95 |
| Gmuca, Raymond F. | 1952 |
| Godsil, Daniel M. | 2015, 16, 17, 18 |
| Goldbold, Leslie W. | 1933 |
| Goldsbury, John G. | 1945, 46, 47, 48 |
| Goldin, Jeffrey | 1979, 80 |
| Goldsmith, Marshall J. | 1960 (Mgr.) |
| Goldston, Ralph P. | 1948 |
| Gomory, James A. | 1949, 50, 51 |
| Gonso, Harry L. | 1967, 68, 69 |
| Gonzalez, Joseph | 1999, 00, 01, 02, 03 |
| Gooch, Jr., Greg B. | 2014, 15, 16, 17 |
| Goode, Craig | 1994, 95, 96 |
| Goode, Curt | 1995, 96 |
| Gooden, Gary | 1985, 86, 87, 88 |
| Goodman, Daniel V. | 1913 |
| Goodman, James E. | 1922 |
| Goodman, Joslin | 1997, 98, 99, 00 |
| Goodrich, Stephen | 1989, 90 |
| Gordon, Douglas L. | 1973, 74, 75 |
| Gordon, Frank W. | 1901 |
| Gordon, Hilary | 1990 (Mgr.) |
| Gorman, Jamarkus | 1999, 01 |
| Gormak, Steve | 1976 |
| Goss, Greg | 2000 |
| Goyer, Ritchie N. | 1972 |
| Graessle, James A. | 1975 |
| Grant, Joe | 2012 (Mgr.) |
| Graham, Derin | 1998, 99, 00 |
| Graham, Myles A. | 2014 |
| Graham, Paul W. | 1936, 37, 38 |
| Graham-Cole, Damon L. | 2012, 13, 14, 15 |
| Granderson, Markell | 1987, 88, 89 |
| Gray, Harry P. | 1915, 16 |
| Gray, James H. | 1904 |
| Gray, Moses W. | 1958, 59, 60 |
| Gray, Stoner L. | 1979 |
| Greathouse, Charles A. | 1891, 92, 93 |
| Grecco, Gerald J. | 1966, 67, 68 |
| Green, Trent | 1980, 91, 92 |
| Green, Tyler T. | 2015, 16, 17 |
| Green, William Alex | 1983, 84, 85, 86 |
| Green III, Ralphael | 2013, 14, 15, 16 |
| Green-Ellis, BenJarvus | 2003, 04 |
| Greene, Andrew | 1991, 92, 93, 94 |
| Greene David I. | 1966 |
| Greene, Dennis L. | 1974 (Mgr.) |
| Greene, Virgil A. | 1983 |
| Greenlee, Adam | 1994, 95 |
| Greenman, John J. | 1960 |
| Greenstein, Michael C. | 1981 |
| Gregory, Damian | 1996, 97, 98 |
| Gremel, Grant | 2021 |
| Gresk, Paul D. | 1972 |
| Grier, Jordan T. | 2021, 22, 23 |
| Grieser, Nicholas | 2021, 22 |
| Griffith, Charles R. | 1972, 74 |
| Griffith, Isaac W. | 2014, 15 |
| Grooms, Melvin H. | 1945, 46, 47 |
| Grosfield, Troy | 2003, 04, 05, 06 |
| Gross, Joel | 1962, 64, 65 (Mgr.) |
| Grossman, Dobby | 1975 |
| Grossman, Rex | 1946, 47 |
| Grossman, Rex (Dan) | 1970, 71, 72 |
| Grove, Roger L. | 1966, 67 |
| Grubbe, Brandon | 2013, 14 |
| Grubbs, Deion | 1997 |
| Grubish, Joe A. | 1963 |
| Grump, Kevin J. | 1974, 75, 76, 77 |
| Grunza, Bernie L. | 1956 |
| Guedel, Nolan W. | 2015 |
| Gunn, Duane N. | 1981, 82, 83 |
| Gutrewer, Brian | 1989 |
| Gwin, Jesse B. | 1902, 04, 05 |

H

| | |
|---------------------|------------------|
| Hack, Robert A. | 1936, 37, 38 |
| Haan, Paul | 2006 |
| Haas, James R. | 1960, 61 |
| Hackman, William H. | 1909, 10, 11 |
| Hagan, James (Drew) | 1998, 99 |
| Hagen, Mark | 1987, 89, 90, 91 |
| Hager, Joshua M. | 2009, 10, 11 |

| | |
|-------------------------|----------------------|
| Hagerup, Christopher E. | 2008, 09, 10 |
| Haggard, Luke K. | 2020, 21, 22 |
| Hale, Donovan J. | 2015, 16, 18, 19 |
| Hales, Ross | 1992, 93 |
| Hall, Andre | 1986, 87, 88 |
| Hall, Bryan D. | 1975, 76, 77 (Mgr.) |
| Hall, Peter R. | 1975, 76 |
| Hall, Thomas E. | 1953, 54, 55 |
| Haltermann, Aaron | 2001, 02, 03, 04 |
| Hamdan, Gibran | 1999, 00, 01, 02 |
| Hamilton, Frank L. | 1969, 70 (Mgr.) |
| Hamilton, Howard E. | 1956 |
| Hamilton, Todd | 1989 (Mgr.) |
| Hammerstein, John | 1992, 93, 94, 95 |
| Hampton, Bruce E. | 2007, 08 |
| Hamre, Ryan | 2000, 01, 02 |
| Hanak, Mark P. | 1968 (Mgr.) |
| Haniford, Berry | 1986 |
| Handy, Jaren | 2021 |
| Hanna, Parker J. | 2022 |
| Hanna, Raymond L. | 1916 |
| Haneline, Richard L. | 1966 |
| Haniford, Earl | 1957, 99 |
| Haney, Travis | 2002, 03, 04 |
| Hanley, Michael | 1999, 01 |
| Hannon, James | 1990, 91, 92 |
| Hansen, Jack | 1929, 31 |
| Hansen, Matthew | 1990, 91 |
| Hansley, Todd F. | 1983, 84 |
| Haragody, David J. | 1977, 78, 79, 80 |
| Harbison, Cleo | 2003, 04 |
| Harbison, Robert L. | 1945, 46, 47 |
| Hartdottle, Tate | 1992, 93, 94, 95 |
| Hardin, Forisse A. | 2011, 12, 13, 14 |
| Hardin, Freeman A. | 2011 |
| Hardy, James W. | 2005, 06, 07 |
| Hare, Frank K. | 1903, 04, 05, 06 |
| Harkrader, Mike T. | 1976, 78, 79, 80 |
| Harkrader, Robert P. | 1982 |
| Harper, Shawn | 1999 |
| Harrell, Paul J. | 1926, 27, 28 |
| Harrell, Russell E. | 1941 |
| Harris, Archie H. | 1938, 39, 40 |
| Harris, Christian L. | 2019, 20, 21, 22 |
| Harris, Edward W. | 1921, 22 |
| Harris II, J-Shun N. | 2014, 17, 18 |
| Harris, Judan | 2017 |
| Harris, Rodney | 1972, 73, 74 |
| Harris, Walter Lee | 1986, 87, 88 |
| Harrison, Edward L. | 1967, 69 |
| Harrison, Nolan | 1987, 88, 89 |
| Harrison, Robby | 2023 |
| Harper, Frank Wm. | 1906, 07, 08 |
| Harvey, Gregory L. | 1969, 70, 71 |
| Hasapes, Theodore N. | 1941, 42 |
| Hass, Dustin W. | 2007, 08 |
| Hatcher, Brandon | 2002, 03, 04, 05 |
| Hatfield, Choice W. | 1908, 09, 10 |
| Hathaway, Russell G. | 1915, 16, 17 |
| Hawkins, Marci | 2015, 16 |
| Hawley, Max C. | 1898, 99, 00 |
| Hawley, Ryan | 1995, 96, 97 |
| Hawwood, Albert | 1995, 96, 97 |
| Hayes, Neil D. | 1972, 73 |
| Haynes, Jonathan | 2021, 22 |
| Head Jr., James A. | 2018, 19, 20, 21, 22 |
| Heaton, George C. | 1971 |
| Heaton, John T. | 1966 |
| Heban, Gregory A. | 2010, 11, 12, 13 |
| Heffern, Shawn P. | 2013, 14, 15 |
| Heidel, Mark J. | 1976, 77, 78 |
| Heiderman, Jordan J. | 2013, 14 |
| Heilman, William H. | 1936 (Mgr.) |
| Heim, Lester | 1934 |
| Heistand, Donald J. | 1937 |
| Heizman, Michael W. | 1969, 70, 71 |
| Helfrick, John F. | 1960, 61, 62 (Mgr.) |
| Helmski, Florian D. | 1951, 52, 53, 54 |
| Hellman, Arthur | 1926, 27 |
| Heim, Mark P. | 1891, 92, 93 |
| Helmeich, Stephen J. | 1970, 71 |
| Helminski, James L. | 1961, 62, 63 |
| Hendershot, Bryce | 2023 |
| Hendershot, Peyton | 2017, 18, 19, 20, 21 |
| Henderson, Bruce B. | 1971 |
| Henderson, Joshua R. | 2022, 23 |

| | | | | | | | |
|-------------------------|---------------------|-------------------------|------------------|-------------------------|------------------|--------------------------|--------------------|
| Henderson, Thomas M. | 2017 | Howland, Trenten T. | 2021, 22, 23 | Johnson, Jamier | 2023 | Kenderline, Robert L. | 1935, 36, 37 |
| Henderson, Ty | 2002, 03, 04 | Howell, Don J. | 1956, 57 | Johnson, Jeremi | 1999, 00, 01 | Kendrick, Thomas B. | 1956, 57, 58 |
| Hendrickson, Thomas J. | 1981, 82, 83, 84 | Howorth, Charles L. | 1933 | Johnson, Jeremy | 1996, 97, 98 | Kenebrew, Leonard D. | 1882, 83, 84 |
| Henry, Cedric | 2003 | Hubbard, George C. | 1901 | Johnson, Jerome D. | 2017, 18, 19, 20 | Keneipp, Dale M. | 1976, 77, 78 |
| Henry, Charles W. | 1930 | Hubbard, John C. | 1895, 97, 98, 99 | Johnson, Jerry L. | 1970, 71, 72 | Kenley, Kevin M. | 1979, 80, 81 |
| Herbert, Edward C. | 1938, 39, 40, 41 | Hubbart, Kenneth G. | 1957, 58 | Johnson, John H. | 1899 | Kenney, David W. | 1983 |
| Herkless, Ora W. | 1893, 94 | Huck, Charles E. | 1979, 80, 81 | Johnson, John H. | 1960, 61, 62 | Kenney, Kyle V. | 2012, 13, 14 |
| Herron, DeAndre J. | 2015 | Huddle, Wiley J. | 1898, 99, 00 | Johnson, JoJo | 2023 | Kenny III, David K. | 2013 |
| Herron, William P. | 1943 | Hudson, James A. | 1974 | Johnson, Josh | 1995, 96 | Kent, Miller C. | 1902, 03 |
| Hess, Arthur A. | 1917 | Huff, Fred Jr. | 1941, 42 | Johnson, Lonnie Jr. | 1978, 79, 80 | Kereses, James I. | 1961, 62 |
| Hess, Samuel J. | 1919 | Huff, James W. | 1971 | Johnson, Mark S. | 1978, 79 | Kerns, Tobi | 1991, 92 |
| Heuring, Byron G. | 1919 | Huff, Ralph | 1938 | Johnson, Michael | 1985 | Kerr, John | 2002 |
| Heuser, Steve M. | 1982 | Huff, William A. | 1965, 66, 67 | Johnson, Morris H. | 1907, 08 | Kerr, William T. | 1958 |
| Hewitt, Jacoby D. | 2020, 21 | Huff, William Joseph | 1984, 86, 87, 88 | Jones Jr., Anthony | 2023 | Keuchenberg, Rudolph B. | 1962, 63, 64 |
| Hiatt, Phares N. | 1916, 17, 19 | Huffman, Vernon R. | 1933, 35, 36 | Jones, Arthur T. | 2014, 15, 16 | Keucher, Thomas R. | 1965 (Mgr) |
| Hickerson, Eric | 1986, 87 | Huggett, Ernest E. | 1948 | Jones, Benyard | 1995, 96, 97 | Hickerson, T. D. | 2020, 21, 22 |
| Hienton, Jack W. | 1969, 70 | Hughes, Edward M. | 1928, 29, 30 | Jones, Caleb D. | 2018, 19, 20, 21 | Kiel, Dustin T. | 2010, 11 |
| Higinbotham, Russell B. | 1838, 39 | Hughes, Kofi | 2010, 11, 12, 13 | Jones, Cameron T. | 2018, 19, 20, 21 | Kienlen, David A. | 1966 |
| Highbaugh, Larry E. | 1968, 69 | Hull, Jewett M. | 1926, 27 | Jones, Christopher A. | 1984 | Kieran, William J. | 1961, 62, 63 (Mgr) |
| Highley, Alden M. | 1899, 00 | Humbaugh, Peter W. | 1993 | Jones, Cooper L. | 2022, 23 | Kilguff, Jack | 2010 (Mgr) |
| Hightshue, David C. | 1960 | Hunnicutt, Brian D. | 1988, 89, 90 | Jones, Damien | 2002, 04, 05 | Kiles, Jr., Lenyatta D. | 2010 (Mgr) |
| Hill, Earl B. | 1926, 1927 | Hunt, Ernest | 1911, 12 | Jones, Dee R. | 1893, 94 | Killion, Kyle | 2002, 03, 04, 05 |
| Hill, Phillip C. | 1970, 71, 72 (Mgr.) | Hunt, LaDamon R. | 2017 | Jones, Donnell P. | 2008, 09, 10, 11 | Kimble, Frank E. | 1907, 08, 09, 10 |
| Hillenbrand, William F. | 1941, 42 | Hunt, Lee F. | 1895, 96, 97, 98 | Jones, Eli S. | 1911 | Kimbo, Conney M. | 1952, 53, 55 |
| Hilling, Carl (Chip) | 1985, 86 | Hunter, Frank | 1959, 60 | Jones, Ernest L. | 1984, 85, 86, 87 | King, Clarence | 1981, 82 |
| Hillings, Carl M. | 1983 | Hunter, James L. | 1980, 81, 82 | Jones, Frederick B. | 2008, 09, 10, 11 | King, Emmett O. | 1895, 96, 97 |
| Hillman, John A. | 1902 | Hunter, Michael B. | 1965 (Mgr.) | Jones, Herana-Daze | 2001, 02, 03, 04 | King, Harold A. | 1910, 11 |
| Hines, Adam | 2002, 03, 04, 05 | Hunter, Wiles F. | 1959, 60 | Jones, Isiah N. | 2022, 23 | King, Jonathan M. | 2019, 20, 21 |
| Hines, Dirk R. | 1988 | Hunter, Jr., Michael D. | 2011, 13, 14 | Jones, John A. | 1965 | King, Joseph | 1994, 95, 96, 97 |
| Hines, Linnaeus N. | 1891, 93 | Hurley, Garland H. | 1897, 98, 99 | Jones, Reakwon T.M. | 2016, 17, 18, 19 | Kinman, Guy M. | 1910 |
| Hines, Michael R. | 2007 | Hursh, Harold J. | 1938, 39, 40 | Jones, Richard S. | 1929 (Mgr.) | Kinny, David T. | 1983, 84, 85, 86 |
| Hines, Timothy R. | 1981 | Hurst, Stephen S. | 1960 (Mgr.) | Jones, Robert E. | 1968, 69, 70 | Kinsley, Dan | 2006 |
| Hinson, Ivan | 1996 | Huzvar, John F. | 1975 | Jones, Robert J. | 1931, 32, 33 | Kiplinger, Harry W. | 1886, 87 |
| Hirschmann, John W. | 1937 (Mgr.) | Hyden, William H. | 1966 | Jones, Shamar R. | 2018, 19, 20, 21 | Kirby, Joel A. | 1973, 74 |
| Hoagland, Merton B. | 1956 | Hynes, John P. | 1962 | Jones, Terry A. | 1974, 75, 76 | Kirk, Robert | 1967, 68 |
| Hobbs, Gregory | 1991, 92, 93 | Hynes, Thomas V. | 1975, 76 (Mgr.) | Jones, Thomas D. | 1906 | Kirlew, Jammie L. | 2006, 07, 08, 09 |
| Hodge, Ron | 1978 | | | Jones, Tommy | 1999, 00, 01, 02 | Kirlew, Jerrell | 2012 |
| Hodges, Ronald T. | 1955 | | | Jones, Trent | 1996 | Kirn, Jeff | 1997 |
| Hoehn, David M. | 1969 | | | Jones, Victor V. | 1958, 59 | Kizer, Robert | 1993, 94 |
| Hoenschmeyer, Robert J. | 1943, 44 | | | Jones, Walter A. | 1893, 94 | Klawitter, Tim (Mgr.) | 2013 |
| Hoff, Nathaniel | 2014, 2015, 16, 17 | | | Jones, William | 1906 | Kleinschmidt, Rhett | 2002, 04, 05 |
| Hoffman, Jack T. | 1974, 75 | | | Jones, William L. | 1975 | Kleinsmith, Joseph A. | 2005, 06, 07, 08 |
| Hoffman, Jon E. | 1971, 72 | | | Jones, Willie D. | 1956, 58 | Klenski, Ronald J. | 1974 |
| Hogan, DeWayne | 1997, 99, 00 | | | Jones, Jr., Ricky L. | 2013, 14, 15, 16 | Klim, Richard J. | 1955 |
| Hohlt, Eric W. | 1983, 84 | | | Jones, Jr., Willie | 1973, 74, 75 | Klingensmith, Charles R. | 2009 |
| Hohlt, Matt W. | 2021, 22, 23 | | | Jontz, Will | 2021 | Klink, Orrin E. | 1919 |
| Hojnacki, Frank J. | 1928, 29 | | | Jordan, Camden | 2023 | Klusmeyer, Ben | 1994, 95, 96, 97 |
| Holbllick, Harry W. | 1922, 23 | | | Jordan, John J. | 1972, 73 | Kluszewski, Theodore B. | 1944, 45 |
| Holder, Christopher | 1992 | | | Jorden, Tim | 1985, 86, 87, 88 | Klutinoty, George | 1958 |
| Holder, Jack J. | 1960, 61, 62 | | | Judge, Edward A. | 1966 | Knight, Cameron | 2021, 22 |
| Holder, William C. | 1966 | | | Juriewicz, Walter S. | 1939, 41 | Knight, Foy W. | 1901, 02, 03 |
| Hole, Connor D. | 2022, 23 | | | Jusevitch, Jordan C. | 2019, 20, 21 | Knight, Brandon J. | 2015, 16, 17, 18 |
| Holland, Augusta D. | 1956 | | | Justus, Logan A. | 2018, 19 | Knowles, David L. | 1974, 75, 76 |
| Hollister, Kenneth W. | 1963, 64, 65 | | | | | Kobi, Daniel (Casey) | 1997 |
| Holloman, David J. | 2021, 23 | | | | | Kobman, Randy L. | 1982 |
| Holloway, Thomas C. | 1893 | | | | | Kobulnicky, Paul E. | 1951, 52, 53 |
| Holmes, Reginald C. | 1974, 75, 76 | | | | | Koenig, Brian E. | 1986 |
| Holmes, William W. | 1886, 87, 88 | | | | | Koenig, Walter C. | 1929, 30 |
| Holmquest, Paul S. | 1934 | | | | | Koesters, Scott | 1996 (Mgr) |
| Holt-Bennett, Malachi | 2021, 22 | | | | | Kokos, John T. | 1945, 46 |
| Holtz, Randy W. | 2020, 21 | | | | | Kollias, Louis | 1953, 56 |
| Holubar, Glenn E. | 1965 | | | | | Komariar, Richard K. | 1970 |
| Holtzbach, William A. | 1951, 52, 53 | | | | | Kornowa, David R. | 1965, 66, 67 |
| Honan, Thomas M. | 1887, 88 | | | | | Kosanovich, Louis | 1948 |
| Hoobler, Chase J. | 2011, 12, 13 | | | | | Kostka, Joe | 1985 |
| Hoover, Clayton C. | 1908, 09 | | | | | Kovatch, Ernest S. | 1948, 49, 50 |
| Hoover, John C. | 1930 | | | | | Kovatch, John R. | 1975 |
| Hoover, Walter | 1908, 09, 10 | | | | | Kraft, Patrick M. | 1988, 99 |
| Hopkins, Herbert C. | 1914 | | | | | Kramer, Robert J. | 1973, 74, 75 |
| Hopkins, Rodney D. | 1977, 78 | | | | | Kramer, Terry | 1988, 99 |
| Hoppe, Frank W. | 1943, 46, 47, 48 | | | | | Kammer, Weston L. | 2021 |
| Horn, Lawrence A. | 1944, 45 | | | | | Kramme, Dave | 1985, 86, 87 |
| Horn, Will | 1993, 94, 95 | | | | | Krause, Arthur C. | 1912, 13, 14 |
| Horne, Virgil L. | 1962 | | | | | Krause, Larry J. | 1969, 70 (Mgr) |
| Hoskins, Harley H. | 1885 | | | | | Kremer, Carl T. | 1961, 62 (Mgr) |
| Hottell, Walter E. | 1893 | | | | | Kremer, Joseph R. | 2004, 05, 06, 07 |
| Houston, Stephen | 2011, 12, 13 | | | | | Krider, David G. | 1960 (Mgr) |
| Houts, Tom | 1985, 86 | | | | | Krivoshia, Michael | 1965, 66, 67 |
| Howard, Chuck | 1983, 84 | | | | | Kropf, Paul L. | 1968 |
| Howard, Geoffrey | 1997 | | | | | Krulwitsch, Edward | 1959 |
| Howard, James P. | 1973 | | | | | Krutzsch, Armin | 1907 |
| Howard, Jordan R. | 2015 | | | | | Kruyer, Thomas E. | 1968, 71 |
| Howard, Joseph H. | 1886 | | | | | Kuchuris, Paul G. | 1962, 64 |
| Howard, Lorn C. | 1921 | | | | | Kumerow, Craig J. | 1979, 80, 81 |
| Howard, Lynn W. | 1917, 19 | | | | | Kun, Lester | 1952, 53, 54, 55 |
| Howard, Bobby | 1982, 83, 84, 85 | | | | | Kurtz, Justin | 2010 (Mgr) |

Kurz, Matthew H. 2009
 Kurtz, Travis 2012 (Mgr)
 Kus, Martin W. 1972
 Kuss, Otto R. 1931, 33
 Kutchins, Alexander S. 1930, 31
 Kvietskus, Robert 1973, 74
 Kyle, John W. 1919, 20, 21

L

LaGrone, Andre S. 2009
 Lahinen, John S. 2011, 12, 13
 Lagow, Richard W. 2016, 17
 Lamar, James 1996, 97, 98
 Landis, Gerald W. 1922
 Langsdon, Fred R. 1911, 12
 Lanier, Bryan 2022
 Lapostolle, Martin 2001, 02, 03, 04
 Larkins, Buster 2002, 03, 04, 05
 Larrison, Kevin J. 1981
 Larson, Michael 1987, 88
 Latham, Darius K. 2013, 14, 15
 Latimer, Cody D. 2011, 12, 13
 Latshaw, Alan R. 1972
 Laufenberg, Brandon H. 1981, 82
 Lauter, Fred A. 1959, 60
 Law, Brett 1991, 92, 93, 94
 Lawson, Randy 1979
 Lawson, Rodney 1972, 73, 74
 Layman, Richard E. 1975
 Layne, Raheem O. 2017, 18, 19, 21
 Leach, John H. 1933
 Leach, William O. 1957 (Mgr)
 Leake, Alphonso 1976, 77, 78
 Lee, Alex 2022 (Mgr)
 Lee, Christopher 1995, 96, 97
 Lee, Steven 1993, 94, 95, 96
 Lee, Jerry L. 1981, 82
 Lehman, Philip H. 1960 (Mgr)
 Lemirande, Jeffrey J. 1983, 84, 85
 Leo, Charles J. 1954, 55, 59
 Leonard, Adam A. 1907, 09, 10, 11
 Leonard, John E. 2019, 20, 21
 Leopold, Judge M. 1897, 98
 Levy, Jacob N. 1959 (Mgr)
 Levy, Morris 1965, 66, 67 (Mgr)
 Levy, Newman 1957 (Mgr)
 Lewis, Adolph A. 1938, 40
 Lewis, Brian 2000-03
 Lewis, David 2002, 04
 Lewis, Kellen C. 2006, 07, 08
 Lewis, Thomas 1991, 92, 93
 Lewis, Walter O. 1909, 10
 Libertowski, Garrett J. 2013, 14
 Lily, Vince 1996, 97, 98, 99
 Lijla, David S. 1984, 85, 86
 Linder, Nicholas G. 2018
 Lindgren, John 1989
 Lindley, Frank I. 1910
 Linonis, Francis E. 1942
 Lintner, Daniel 1970, 71, 72
 Littell, Clarence G. 1902
 Little, J. David 1989
 Littlejohn, Hunter R. 2017, 18, 19
 Livingston, Theodore A. 1935, 36
 Liwienski, Chris 1994, 95, 96, 97
 Lloyd, Ahrod 2018, 19, 20
 Lockridge, Robert B. 1902
 Lochehl, Kyle B. 2015
 Logan, James Z. 1937, 38, 39
 Lohrei, Jesse D. 1919, 20, 22
 Long, Clarence W. 1948 (Mgr)
 Long, Harry 1901
 Long, Kenneth W. 1968
 Long, Philander L. 1903, 04
 Longman, Max 2023
 Longshore, Marc M. 1979, 81, 82
 Loop, Omer L. 1911
 Lopa, Michael J. 1960, 61, 62
 Lorber, Max J. 1923, 24
 Love, Christian 2021
 Love, DaVondre L. 2016, 17, 18, 19
 Love Jr., Kenneth L. 2007
 Love III, Charles H. 2010, 12
 LoVecchio, Matt 2003, 04
 Lovett, Larry W. 1978, 79

Low, Robert M. 1974
 Lowry, Broc 2023
 Lucas, Jaylin 2022, 23
 Lucas Jr., Patrick 2022, 23
 Luce, Nick 2006
 Luft, Don R. 1949, 50, 51
 Lukaszewski, Jamie L. 2009, 10
 Lukawski, Tom 1993, 94, 95, 96
 Lukens, Tyler J. 2013, 15
 Lumpkin, John 2001
 Lumpkin, Will 2002, 03, 04, 05
 Lundy, Nathaniel 1978, 79, 80
 Lussow, Frederick H. 1963, 64
 Luther, Lawrence C. 1984, 85, 86, 87
 Lykens, James 1973 (Mgr)
 Lynch, Bray B. 2022, 23
 Lyons, Fitzhugh R. 1931, 32, 33
 Lysohir, Nick 1945, 48

M

Mack, Deonte M. 2007, 08, 09, 10
 Mack, Jason 1989, 90, 91
 Mack, Taysir 2017
 Mackin, Norman L. 1956, 57, 58
 Maddox, Cleo S. 1938, 39
 Magaw, James W. 1902
 Maglish, Joseph M. 1954, 56
 Magnabosco, John V. 1927, 28, 29
 Maguire, Edward J. 1969, 70
 Maholm, Timothy R. 1977 (Mgr)
 Maidenberg, Milton 1932 (Mgr)
 Majette, Michael A. 2015, 16, 17, 18
 Majors, Leslie J. 2004, 05, 06, 07
 Malinchak, William J. 1963, 64, 65
 Malinovsky, Victor E. 1969, 70
 Malloy, Charles E. 1984
 Mallory, Patrick 1999
 Mallot, Lance 1987
 Maloy, John 1926
 Mandina, Paul 1997, 98, 99, 00
 Manfred, Stefan 1993 (Mgr)
 Mangier, Nicholas L. 2012, 13, 14, 15
 Mangiero, Chris 2003, 04, 05, 06
 Mangold, Donald R. 1943
Mangum-Farrar, Jacob 2023
 Mankowski, Ben M. 1928, 29, 30
 Manolopoulos, Bill 1993, 94, 95, 96
 Marando, Ryan J. 2005, 06, 07, 08
 Markel, Ivan J. 1907, 08, 09
 Marker, Rudolph E. 1923, 24, 25
 Marks, Brown 1966, 67
 Marks, Lawrence E. 1923, 24, 25
 Marks, Russell C. 1975, 76, 77
 Marozas, Nicholas J. 2021
 Maroon, Joseph C. 1960
 Marquette, Jordan D. 2009, 10
 Marr, Daniel C. 1973, 74, 75, 76
 Marshall, Antonio R. 2012
 Marshall, Miles A. 2018, 19, 20
 Marshall, Todd 1979, 80, 82 (Mgr)
 Marte, Carlos 1985, 86, 87, 88
 Martich, Peter C. 1931, 32
 Martin, Brandon R. 2007, 08, 09, 10
 Martin, Dennis O. 1960
 Martin, Graham E. 1940
 Martin, Gregory 1973, 74, 75, 76 (Mgr)
 Martin, Jonathan 1989, 90, 91
 Martin, Randy L. 1974
 Martin, Roger R. 1972
 Martin, W. David 1959, 60, 61
 Martin, Wesley A. 2015, 16, 17, 18
 Marx, Jeffrey D. 1908, 89
 Mason, Steve G. 1973
 Mason, Troy E. 1988, 89, 90, 91
 Mastin, John H. 1971, 72, 73
 Matesic, Joseph T. 1950
 Matejko, Don 1987, 88, 89
 Mathias, John R. 1967, 68, 69
 Mathys, Charles P. 1919, 20
 Matte III, William E. 2009, 10, 11, 12
 Mathey, John R. 1926, 27, 28
 Matthews, Damion 1995
 Matthews, Devon J. 2018, 19, 20, 21, 22
 Matthews, Eric 1992, 93, 94, 95
 Matthews, Max P. 2014

Matthews, Walter N. 1914, 15
 Matthews Jr., D.J. 2021, 22
 Mauck, Lefe P. 1914
 Mauro, Harold A. 1965, 1967
 Maxwell, Leslie H. 1904
 Maxwell, Randy 1996, 97, 98
 May, Gordon F. 1969, 70, 71
 May, Jason 1995
 May, Steven D. 1983, 84, 85
 Mayberry, Matthew W. 2006, 07, 08, 09
 Maynard, Kermit R. 1919, 20, 21
 Mayoras, David M. 1978, 79, 80
 Mays, Derrick 1989
 McBain, Jeffrey S. 1982, 83, 84
 McBride, Jerry 1989, 90
 McCaa, James W. 1965, 66, 67
 McCabe, Gavin G. 2019, 21
 McCants III, John 2011
 McCarthy, Frank G. 1905, 06
 McCauley, Jason 1995 (Mgr)
 McCauley, Ronald L. 1959
 McCaw, William G. 1919, 20, 21
 McClurg, Adam D. 2004, 05, 06, 07
 McClurg, Eric 2004, 05, 06
 McConnell, Robert C. 1925
 McCool, Bertus L. 1921
 McCord, Michael R. 1974, 77
 McCormack, Hurvin 1990, 91, 92, 93
 McCoy, Chris 1988, 89, 90, 91
 McCoy, Douglas M. 1982
 McCoy, Emil W. 1915, 16
 McCracken, E. Branch 1927, 28, 29
 McCray (Mgr), M. 2016, 17, 18, 19, 21
 McCray, Demetrius M. 2006, 07, 08, 09
 McCray III, Robert 2014, 15, 16, 17
 McCrea, David S. 1961, 62, 63, 64 (Mgr)
 McCune, Jesse B. 1943
McCulley, Derin 2023
McCulley, Donaven 2021, 22, 23
 McCullough, Dasan S. 2022
 McCullough, Marshall 1971, 72
 McCullough II, Deland S. 2021
 McCurry, Bruce A. 1975, 76, 77 (Mgr)
 McCurry, Michael L. 1984, 85
 McDaniel, Charles E. 1934, 35, 37
 McDaniel, Larry 1989, 90, 91, 92
McDaniel, Tyrrik 2023
 McDonald, Andrew A. 2008, 09, 10
 McDonald, Dustin C. 1930, 31, 32
 McDonald, James S. 1959
 McDonald, Matthew 1995, 96, 97
 McDonald, Thomas M. 1956, 57, 58
 McDonnell, John F. 1943, 46, 47, 48
 McFadden, Micah R. 2018, 19, 20, 21
 McFrye, Robert D. 1950 (Mgr)
 McFarland, Graeme 2003, 06
 McGaughey, Arthur 1906, 07
 McGee, Samuel D. 1977, 78
 McGhee, Brandon 2009, 10, 11
 McGinnis, Michael 2017, 18
 McGovney, Dudley O. 1988, 89, 90
 McGowan, Scott 1988, 90, 91, 92
 McGrath, John D. 1957
 McGrath, Matthew 1994
 McGrath, Michael 1996, 97, 98, 99
 McGregor, Alfred G. 1894
 McGuigan, Michael T. 2011, 12
 McGuire, Greg L. 1972, 74, 75
 McGuire, James P. 1939, 40
 McIntosh, Freah H. 1916
 McIntosh, Gregory L. 1974, 75, 76, 78
 McKinnis, Hughie L. 1942, 47
 McKinnon, Thomas 1991, 92, 93, 94
 McLary, Douglas L. 1976, 77 (Mgr)
 McLean, Edwin G. 1944
 McMullen, Cassius W. 1893
 McNabb, Harry R. 1886, 87
 McNabb, R. Scot 1981, 82, 83
 McNulty, Edward L. 1970, 71, 72
 McShane, Patrick M. 2010
 McVay, Timothy G. 1974, 75, 76, 77
 Mead, Telfer L. 1912
 Means, Andrew J. 2006, 07, 08
 Mellett, John C. 1910
 Meminger, Derrian A. 2016, 17
 Mendelshon, Ronald 1988 (Mgr)

Mendenhall, Ross 1902, 06, 07
 Menzer, Michael S. 2009, 10, 11
 Messick, Winston 1894, 95
 Merrill, James E. 1971, 72
 Merritt, Christopher 1989, 90, 91, 92
 Merritt, Allen G. 1909, 10, 11
 Meyer, Robert E. 1944, 45
 Meyers, Will 2003, 04, 05, 06
 Mezey, Michael J. 1951 (Mgr)
 Michalek, Jacob A. 2011, 12, 13
 Michalek, Tony E. 1981
 Mihajlovich, Gerald T. 1978, 79, 80
 Mickens, Arnold 1992, 93
 Middleton, Gregory A. 2006, 07, 08, 09
 Middleton, Michael 1989, 90, 91, 92
 Mihajlovich, Louis 1944, 45, 46, 47
 Mihalic, Michael 1993, 94, 95, 96
 Miles, Charles K. 1925 (Mgr)
 Mikkoze, Mark 1974, 75
 Mikulla, Ronald F. 1984
Miller Jr., Anthony 2023
 Miller, Brian 1980 (Mgr)
 Miller, Calvert 1988, 89, 90
 Miller, Chad 1996, 97, 98, 99
 Miller, Chandler M. 2015
 Miller, Charles J. 1973, 76
 Miller, Dick 1892, 93
 Miller, George A. 1935, 36, 37
 Miller Jr., James A. 2018, 19, 20, 21
 Miller, James E. 1959, 60
Miller, James 2023
 Miller, John G. 1989, 90, 91, 92
 Miller, Robert D. 1991
 Miller, Robert W. 1944, 45
 Miller, Ronald J. 1957, 58, 59
 Miller, Tyler 2012 (Mgr)
 Milligan, George F. 1981
 Mills, Dennis M. 1980, 81, 82
 Mills, Francisus L. 1912, 92, 93
 Mills, Timothy J. 1972, 73, 74
 Mineo, John A. 1980, 81, 82
 Minor, Kobebe 2023
 Minor Jr., LeShaun R. 2017
 Minton, Roscoe 1917, 19
 Minton, Sherman 1912, 13
 Minter, Sterling 1998
 Miranda, Nico 2018 (Mgr)
 Mitchell, Aaron 2004, 05
 Mitchell, Brad 1985, 86, 87
 Mitchell, John J. 1982, 93, 94
 Mitchell, Stephen D. 1979, 80, 81
 Mitchell, William F. 1946
 Moat, Matthew (Shane) 1999, 2002
 Mobley, Aaron 1999
 Modak, Mike 1944
 Moeller, Kenneth W. 1941
 Moffatt, Kyle 1998
 Monds III, James A. 2022, 23
 Money, Brad 1985, 86, 87, 88
 Montoya, Scott 1989, 90, 91
 Moomaw, Earl E. 1922, 23
 Moore, Alpheus W. 1985
 Moore, Barton 1964
 Moore, Edward 1958
 Moore, Eric 1985, 86, 87
 Moore, Joseph Jr. 1958, 59
 Moore, Josh 2003, 05
 Moore, Louis 2022, 23
 Moore, William L. 1924 (Mgr)
 Moore, Woodrow Jr. 1960, 61, 62
 Moorhead, Thomas M. 1942, 46, 47
 Moorman, Stephen J. 1981, 82
 Morgan, John Jr. 1951
 Morgan, Keith A. 1984
 Morrison, Brendan R. 1964
 Moriarty, Donald K. 1970, 71
 Morral, Gerald G. 1946, 47, 48
 Morris, Christopher S. 1968, 69, 70
 Morris, Edward L. 1958, 60
 Morris, James T. 1932
 Morris, John T. 2017
 Morris, Joseph F. 1930
 Morris, Michael 1994 (Mgr)
 Morrissey, Matthew 1990 (Mgr)
 Morrow, Douglas C. 1971, 72, 73 (Mgr)
 Morwick, Lawrence B. 1969, 70, 71

| | |
|-----------------------|----------------------|
| Moses, Matthew E. | 2007 |
| Mosley, Brandon S. | 2006, 07, 08 |
| Moss, William G. | 1926, 27, 28 |
| Motil, John N. | 1969, 70, 71 |
| Mounts, David G. | 1959 |
| Moynhan, Robert A. | 1966, 67, 68 |
| Mucci, Kris | 1993, 94, 95 |
| Muhammad, DeAundre J. | 2009, 10, 11 |
| Mullen, Kenneth C. | 2011, 12, 13, 14 |
| Mullen, Tiawan | 2019, 20, 21 |
| Mulleit, DeWitt T. | 1915, 16 |
| Mumby, Edward W. | 1920 |
| Murchie, Lewis K. | 1915, 16 |
| Murdock, Samuel H. | 1888, 89, 90, 91, 94 |
| Murphy, Alfred C. | 1967, 68, 69 |
| Murphy, Caleb E. | 2021, 22 |
| Murphy, Joseph W. | 1888, 89, 90, 91 |
| Murphy, Mark R. | 2011, 12, 13, 14 |
| Murray, Roger | 1994, 95 |
| Myers, William A. | 1893 |
| Myler, A.C. | 1999, 00, 01, 02 |
| Myles, Rashon | 2000, 01 |
| Myszewski, Alan N. | 1965 |

N

| | |
|----------------------|------------------|
| Naaman, Mark | 2005 |
| Naddo, Michael R. | 1938, 39, 40 |
| Nagy, Steve W. | 1938 |
| Napoli, Michael A. | 1983 |
| Nash, John F. | 1940, 41, 42 |
| Natee, Tyler L. | 2016 |
| Neff, David S. | 1968, 70 (Mgr.) |
| Nelson, Sean | 1999, 01 |
| Nessell, Ferdie D. | 1925, 26 |
| Nestor, Carl | 1944 |
| Netherton, Ross D. | 1907, 08 |
| Newell, Mark | 1989, 90 |
| Newman, Todd | 2006 |
| Newton, Troy | 1990, 91 |
| Newton III, Clyde | 2013, 14, 15, 16 |
| Nichols, Gary | 1966, 67 |
| Nichols, Robert E. | 1967, 68, 69 |
| Nichols, Wayne | 1964 |
| Nicholson, Joe C. | 1938 |
| Niezser, Charles M. | 1898, 99 |
| Nifess, Samuel F. | 1922, 23, 24 |
| Nofoagato'a Sio S. | 2019, 20, 21, 22 |
| Noone, Donald G. | 1957, 58, 59 |
| Noone, William P. | 1956 |
| Norman, Benjamin F. | 1967, 68, 69 |
| Norman, Joseph D. | 1975, 76, 77, 78 |
| Norris, Madison B. | 2018, 19 |
| Northern, Willie | 2001 |
| Norton, Claude W. | 1935, 36 |
| Nowak, Justin M. | 2012, 13 |
| Nowatzke, Thomas M. | 1962, 63, 64 |
| Nowinski, Casey | 2004, 05, 06 |
| Nworah, Mackenzie C. | 2017, 18, 19, 20 |
| Nylec, William A. | 1931 |

O

| | |
|----------------------------|------------------|
| O'Connell, Tim | 1993 |
| O'Connor, Charlie W. | 2019, 21 |
| O'Dell, Stewart H. | 1971, 72, 73 |
| O'Hara, James P. | 1969 |
| O'Keefe, Robert R. | 1977, 78 |
| O'Neal, Matt | 2003, 04, 05, 06 |
| O'Rourke, Hugh J. | 1974 |
| Oakes, Griffin M. | 2014, 15, 16, 17 |
| Oakley, Anthony | 2000, 01, 02 |
| Oakley, Darrell | 1978 |
| Oebenchain, Roland Jr. | 1934, 35, 36 |
| Oberdorf, Todd A. | 1988, 89 |
| Ogunleye, Adewale | 1996, 97, 98, 99 |
| Ohaufi, Stone | 2000 |
| Oldham, Patrick | 2006 |
| Oliver, Javier D. "Marcus" | 2013, 14, 15, 16 |
| Oliver, Vincent J. | 1937, 38 |
| Olmstead, John H. | 1935, 36, 37 |
| Olsvavsky, William J. | 1960, 61 |
| Olsen, Larry E. | 1966 |
| Olson, Richard E. | 1950 |
| Opask, Eugene | 1930, 31, 32 |
| Oren, Homer G. | 1931 |
| Orfanos, George T. | 1944 |

| | |
|-------------------------|------------------|
| Orso, Brent C. | 1983 |
| Orton, Jason | 1990, 91, 92, 93 |
| Orth, Gregg R. | 1961 |
| Osbourne, Maurice | 1972 |
| Oseff, Garon | 2000 |
| Osika, Craig | 1998, 99, 00, 01 |
| Osmon, Paul R. | 1962 |
| Otto, Michael D. | 1980 |
| Owen, Arnett H. | 1915 |
| Owens, Jeremias Tito Q. | 2006, 07 |
| Owens, Phil | 1982 (Mgr.) |
| Oxley, Lane | 1994, 95 |

P

| | |
|--------------------------|--------------------------|
| Paar, Robert J. | 1975, 76 |
| Paci, John | 1992, 93, 94 |
| Paddock, Howard | 1907, 08, 09 |
| Paddock, Levi S. | 1906, 07, 08 |
| Padgett, Thomas | 1989 |
| Padmore, Noel | 2014, 15 |
| Pagan, Justin A. | 2008, 09, 10, 11 |
| Paige, Jerry | 1984 |
| Paige, Mitchell A. | 2013, 14, 15, 16 |
| Pankratz, Karl | 1967, 68, 69 |
| Pannoza, John | 2002, 03, 04, 05 |
| Paras, Eduardo | 1983 |
| Parker, George A. | 1944, 48 |
| Parker, Horace | 1965 |
| Parker, L.J. | 2000, 01 |
| Parker, Patrick | 1986 (Mgr.) |
| Parker, Thomas L. | 1971 |
| Parks, Hal | 1994 |
| Parmelee, Michael A. | 1965, 66 |
| Parrish, Robert | 1996, 97, 98 |
| Passmore, Jeremy D. | 2020 |
| Patrick, Camion D. | 2016 |
| Patten, James C. | 1896 |
| Patterson, William L. | 2006, 07, 08, 09 |
| Patton, Jean | 1977, 78, 79 |
| Paul, Kevin | 1996, 97 |
| Pauli, Jacob | 2011 (Mgr.) |
| Paulus, Charles W. | 1969 |
| Pawlitsch, Joseph A. | 1971, 72 |
| Payne, Andy J. | 1997, 98, 99, 00 |
| Payne, Clifton | 1975, 76 |
| Payne, Floyd E. | 1904, 05 |
| Payton, Bryan D. | 2006, 07, 08, 09 |
| Peacock, Douglas L. | 1976, 77, 78 |
| Peck, Charles E. | 1975, 76, 77 |
| Pechac, Kristian X. | 2018 |
| Peck, Alex | 2010 (Mgr.) |
| Peckinpaugh, Earl M. | 1915 |
| Pennington, Michael R. | 1980, 81, 84 |
| Penix Jr., Michael T. | 2018, 19, 20, 21 |
| Perdue, Cory R. | 1981, 89 |
| Perer, Matthew D. | 2011 |
| Pericht, Joshua J. | 2015 |
| Perkins, Steven | 1990, 91, 92, 93 |
| Pemell, Robert | 1968, 69 |
| Perry, Alex J. | 2007, 08, 09 |
| Perry, John M. | 1967, 68 |
| Perry, Kamryn | 2022, 23 |
| Perry, Oscar B. | 1895 |
| Perry, William M. | 1966 |
| Person, C.J. | 2019, 20, 21 |
| Petraskaus, Raymond R. | 1950, 51, 52 |
| Petric, Francis J. | 1937, 38 |
| Pfander, Stanley W. | 1971, 72, 73 |
| Phillips, Albert | 1996, 97 |
| Phillips, Christopher A. | 2005, 06, 07, 08 |
| Phillips, Jesse | 1984 |
| Phillips, Paul R. | 2011, 13 |
| Phillips, Raymond | 1956 |
| Phillis, Ryan W. | 2011, 12, 13 |
| Philyor, Mister E. D. | 2017, 18, 19, 20 |
| Phipps, Jeffrey L. | 1976, 77, 78, 79 |
| Piccinillo, Peter G. | 1956, 57, 58 |
| Pierce, James H. | 1918, 19, 20 |
| Piercy, Dan | 1985, 86, 87, 88 |
| Pierre, Noah | 2018, 19, 20, 21, 22, 23 |
| Pigo, John | 1973 (Mgr.) |
| Pike, Pete L. | 1942, 43, 45, 46 |
| Piko, Roy D. | 1897, 88, 99, 00 |
| Pilch, Jonathon | 1992, 93, 94, 95 |
| Pines, Adam | 2010, 11 |

| | |
|--------------------------|---------------------|
| Pinnock, Louis | 1992, 93, 94, 95 |
| Piontkowski, Melvin L. | 1958 |
| Pipp, William J. | 1971, 72 |
| Pittenger, Oscar M. | 1893 |
| Piowski, Frank J. | 1971 |
| Poehls, Ralph | 1961, 62, 63 |
| Pogue, Henry E. | 1968, 69, 70 |
| Pokorny, Joe | 1979, 80, 81 (Mgr.) |
| Pokrzywinski, Bernard C. | 1964 |
| Polce, Joseph F. | 1946, 47, 48 |
| Polce, Thomas F. | 1984, 85, 86, 87 |
| Pointkowski, Melvin | 1958 |
| Polk, Lee | 1896 |
| Polk, Nicholas D. | 2006, 07, 08, 09 |
| Pope, Spencer G. | 1915, 16, 19 |
| Porter, Stephen W. | 1969, 71 |
| Porter, Tracy O. | 2004, 05, 06, 07 |
| Powell, Andre | 1966, 67 |
| Powell, Dylan C. | 2020, 21 |
| Powell, Gary | 1972, 73 |
| Powell, James E. | 1956 |
| Powers, Blake B. | 2004, 05, 06, 07 |
| Powers, Jake | 2003, 05, 06 |
| Powers, Paul D. | 1977, 78 |
| Poyle, Geoff | 1986 |
| Prather, Clinton C. | 1913, 14, 15 |
| Prather, Paul | 1995, 96 |
| Pratt, Roy | 1958, 59, 60 |
| Preger, Daniel A. | 1942 |
| Price, Aaron M. | 2010, 12 |
| Price, Clarence R. | 1967, 68, 69 |
| Price, Isaac NMI | 2007, 08 |
| Prince, Harry R. | 1960 (Mgr.) |
| Province, Clarence | 1891 |
| Prucha, William J. | 1923 |
| Prugh, David S. | 1975 |
| Prusiecki, Matthew | 1991 |
| Purichia, Jeff | 1988 (Mgr.) |
| Pyle, Ernest T. | 1922 (Mgr.) |

Q

| | |
|----------------------------|-----------------|
| Qualls, Ronald | 1979 (Mgr.) |
| Quinter, William H. | 1960, 61 |
| Quintero, Alejandro | 2022, 23 |

R

| | |
|-------------------------|-------------------------|
| Rabideau, Nathan | 1994, 95, 96 |
| Rabold, John | 1965, 1966, 1967 (Mgr.) |
| Rabold, Michael J. | 1956, 57, 58 |
| Radicic, Nicolas | 2022 |
| Radke, Eli | 2003 |
| Radtke, Tim | 1985, 86, 87, 88 |
| Rafferty, Aidan M. | 2019, 20, 21 |
| Rahing, Collin M. | 2011, 12, 13, 14 |
| Railsback, Walter S. | 1901, 02, 03 |
| Raimondi, Benjamin L. | 1944, 45, 46 |
| Ramsey, Edgar L. | 1979, 80, 81 |
| Ramsey, Mark | 1978 |
| Ramsey, Nathan | 1960, 61, 62 |
| Ramsey, Peyton M. | 2017, 18, 19 |
| Ramsey, Rolla R. | 1893, 94 |
| Ramsey, Steven C. | 1972, 73, 74 (Mgr.) |
| Randall, James R. | 1966 |
| Randle El, Antwaan | 1998, 99, 00, 01 |
| Randle El, Curtis | 1986, 97, 98, 99 |
| Randolph, Clare L. | 1926, 27, 28 |
| Rapp, George R. | 1934 (Mgr.) |
| Rapp, James M. | 1964 |
| Rascher, Ambrose H. | 1929, 30, 31 |
| Rasheed, Eli | 1993, 94, 95 |
| Rasmussen, Kemp | 1998, 99, 00, 01 |
| Rather, Thomas A. | 1971 (Mgr.) |
| Rauchmiller, Ronald A. | 1944, 54, 55 |
| Ravensberg, Robert A. | 1943, 44, 45, 47 |
| Rawl, Wilfred E. | 1947, 48 |
| Ray, Frank W. | 1895, 96, 97, 98, 99 |
| Ray, McCall C. | 2021, 22 |
| Raymond, Robert R. | 1921, 22 |
| Rayner, Adarius J. | 2012, 13, 14, 15 |
| Razmic, Charles F. | 1951, 52, 53 |
| Razmic, Charles J. | 1981, 82, 83, 84 |
| Razmic, John P. | 1957, 58 |
| Records, Thomas W. | 1906 |
| Reda, David R. | 1961, 62 |
| Redding, Devine T. | 2014, 15, 16 |

| | |
|-----------------------|-------------------------|
| Redmon, John T. | 1915 |
| Reece, Tramar D. | 2018, 19, 20 |
| Reed, James K. | 2011, 13, 14, 15 |
| Reeves, Ian B. | 2008 |
| Rehm, Richard T. | 1940 |
| Rehm, William H. | 1930, 31, 32 |
| Reider, David A. | 1970 |
| Reinhardt, George W. | 1927 |
| Reisert, William | 1987, 89 |
| Reiter, Michael J. | 2008, 09 |
| Reneger, Ralph C. | 1932, 33 |
| Replogle, Adam P. | 2009, 10, 11, 12 |
| Replogle, Michael T. | 2011, 12, 13, 14 |
| Replogle, Tyler J. | 2007, 08, 09, 10 |
| Rhodus, Daniel D. | 1967 |
| Rich, Claude T. | 1928 (Mgr.) |
| Richardson, Paul B. | 1929, 30 |
| Richardson, Mose | 1990, 91, 92, 93 |
| Richardson, Russ | 2002, 03, 04, 05 |
| Richardson III, Bobby | 2011, 12, 13, 14 |
| Ricker, Timothy | 1989 |
| Riggins, A'Shon C.J. | 2016, 17, 18 |
| Riley, Robert H. | 1983, 84, 85, 86 |
| Ringwalt, Carroll W. | 1927, 28, 29 |
| Rishe, Frank J. | 1966 |
| Risher, John R. | 1936 |
| Risley, Elliot C. | 1919, 20 |
| Ritchie, Morris Jr. | 1939 (Mgr.) |
| Robbins, Beau E. | 2019, 21, 22 |
| Robbins, Craig | 2006 |
| Robben, Drew | 1997-99 |
| Roberson, James O. | 1947 |
| Roberson, John L. | 1954 |
| Roberson, Timothy Jr. | 1971 |
| Roberson, Tieren E. | 2011, 13 |
| Roberts, D'Angelo M. | 2011, 12, 13, 14 |
| Roberts, George M. | 1908, 09, 10 |
| Roberts, Mandala | 2006 |
| Robertson, Bryan | 2001, 02, 03, 04 |
| Robertson, Robert E. | 1948, 50, 51, 53 |
| Robertson, Roosevelt | 1962 |
| Robinette, Robert D. | 1960 (Mgr.) |
| Robinson, Dru | 2002 |
| Robinson, Jabar | 1995, 96, 97, 98 |
| Robinson, Jacob R. | 2015, 16, 17, 18 |
| Robinson, Lee E. | 1967, 68 |
| Robling, Keith A. | 1977, 78, 79, 80 (Mgr.) |
| Roby, Courtney | 2001, 02, 03, 04 |
| Rocco, Anthony | 1960, 61 |
| Rocco, Charles A. | 1960, 61, 63 |
| Rodgers, Brandon | 1999, 00 |
| Rodgers, Jay | 1996, 97, 98 |
| Rodkey, Colin J. | 2010, 12 |
| Rodriguez, Alex R. | 2015, 16, 17 |
| Rodriguez, Mark F. | 1979, 80, 81, 82 |
| Roemer, Ronald E. | 1959, 60 |
| Rogers, David L. | 1953 |
| Rogers, Gavin | 2015 (Mgr.) |
| Rogers, Joel K. | 1993 |
| Rogers, Mark W. | 1983, 84, 85 |
| Rogers, Wesley H. | 2013, 14, 15, 16 |
| Roggeman, Chad J. | 2012 |
| Roggeman, John J. | 1979, 80, 81, 82 |
| Rohan, Matthew J. | 1979 |
| Rohr, Steve M. | 1979, 80, 82 |
| Roth, Christopher | 1994 |
| Ronzone, Paschal N. | 1942 |
| Roof, T.D. | 2018 |
| Roper, John M. | 1947 |
| Rose, Lee | 2010, 11 |
| Rose, Robert S. | 1953 (Mgr.) |
| Rose, Richard M. | 1981, 82, 83 |
| Rosen, Steven H. | 1960 (Mgr.) |
| Ross, Ben Richardson | 1919, 20, 21 |
| Ross, George O. | 1928, 29, 30 |
| Ross, Jasper A. | 1902, 03 |
| Ross, Melvin | 1959 |
| Ross, Mike | 1976 |
| Ross, Theodore W. | 1956 |
| Roth, Edward A. | 1950, 51, 52 |
| Roth, Michael G. | 1967, 68 |
| Roundtree, Isaiah R. | 2012, 13, 14 |
| Roxey, Walter A. | 1929, 30 |
| Rubinelli, Peter A. | 1943 |
| Ruble, Vern W. | 1923 (Mgr.) |
| Rucinski, Edward A. | 1938, 39, 40 |

Rudanovic, Chris 2003, 04, 05
Rudolph, Joshua 2023
 Runyon, Maddie 2021 (Mgr.)
 Russell, Dalmir L. 1944, 47, 48
 Russell, Robert C. 1965, 86, 87
 Russo, Peter J. 1950, 51, 52
 Rutledge, Shannon 1992, 93
 Rydzewski, Robert 1985, 86, 87, 88

S

Saban, Louis 1941, 42
 Sabik, Adolph J. 1933
 Sabol, Albert R. 1938, 39, 40
 Saffold III, Rodger P. 2006, 07, 08, 09
 Sandberg, Johnathan P. 2004, 06, 07
 Sakanich, James M. 1980, 81, 82, 83
 Sakol, Larry 1979, 80, 81 (Mgr.)
 Sales Jr., Joshua 2021, 22, 23
 Salmi, Victor J. 1924, 25, 27
 Salters, Johnnie 1981, 82, 83
 Saluski, Stanley 1930, 31, 32
 Sams, James 1987, 88
 Samuels, Kayton N. 2018
 Sandberg, John 2006
 Sanders, Chester E. 1943
 Sanders, Jeffrey R. 2008, 09, 10
 Sanders, Steven A. 1973, 74, 75, 76
Sanguinetti, Josh 2019, 20, 21, 22, 23
 Saunders, Terrence 1986, 87, 88, 89
 Sawicki, Halary 1931, 32, 33
 Sawicki, Joseph R. 1933
 Saxon, Peter A. 2006, 07, 08, 09
 Saylor, Scott 2004 (Mgr.)
 Scales, Tegray R. 2014, 15, 16, 17
 Scarff, Kees N. 1965, 86
 Schaffer, Devin K. 1988, 89, 90, 91
 Schanz, Donald C. 1974, 75
 Scharnowski, Robert S. 1970
 Schell, Edward W. 2009, 10, 11
 Schermer, Kenneth L. 1952
 Schienbein, Edward L. 1943
 Schilawski, Ralph H. 1933, 34
 Schlereth, Doug 1985, 86, 87, 88
 Schmidt, Alvin W. 1967, 68
 Schmidt, Herman A. 1902, 03
 Schmit, Robert J. 1983, 84, 85
 Schneider, Randy L. 1988, 89, 90, 91
 Schnell, Dave 1986, 87, 88, 89
 Schnepf, Paul G. 1960 (Mgr.)
 Schoenberg, Chris 2000
 Scholler, Harry M. 1892
 Schott, Jackson 2023
 Schreckengast, Steve 1975
 Schuette, Thomas 1965, 86
 Schulman, Benjamin S. 1960 (Mgr.)
 Schultz, Kyle 2018 (Mgr.)
 Schulz, Peter 2022
 Schwartz, Andrew 1988 (Mgr.)
 Schwartz, Thomas W. 1945
 Scolnik, Glenn 1970, 71, 72
 Scott, Chad 1994
 Scott, Clair H. 1914, 15
 Scott, Leroy M. 1896
 Scott III, Stevie L. 2018, 19, 20
 Scott, Wilbert J. 1958, 59, 60
 Scully, Joseph H. 1929
 Seach, William J. 1962
 Sears, Josiah P. 2004, 05, 06, 07
 Sebek, Nick 1945, 47, 48, 49
 Seib, Jay 1993, 94, 95, 96
 Sellers, Casey 2000
 Sellers, Milan 1948
 Sexton, Nicholas M. 2004, 05, 06, 07
 Sexton, Ronald R. 1966
 Shackleton, Roy 1902
 Shafer, John A. 1891, 92, 93, 94
 Shanahan, Hugh N. 1929, 30
 Shanks, John A. 1936 (Mgr.)
Sharpe, Jamari S. 2022, 23
 Shaw, Jordan 2023
 Shaw, Matt 2017 (Mgr.)
 Shaw, Patrick 1996-99
 Shaw, Zachery T. 2012, 13, 14, 15
 Shayotovich, Luke M. 2019, 20
 Sheek, Daniel W. 1894, 95, 96, 97

Shepler, Rich 1996
 Sherer, Chadwick J. 2009, 10, 11
 Shickell, Tim H. 1994
 Shields, Brad 1966, 87
 Shields, Brady 1995, 96, 97, 98
 Shields, William G. 1927, 28, 29
 Shivers, Shaun 2022
 Sholty, Lloyd D. 1909, 10, 11
 Sholty, William M. 1935, 36
 Shonkwiler, Fred A. 1914, 15
 Shrader, Don 1985, 86, 87, 88
 Shroyer, Todd F. 1981
 Shuck, James L. 1972, 73, 74, 75
 Shumaker, John D. 1971, 72, 73, 74
 Sibley, Frank H. 1924, 25, 26
 Sidwell, John E. 1943
 Siedlerowicz, Joey 1985 (Mgr.)
 Sigler, Christopher L. 1981, 82, 83, 84
 Sigler, Charles O. 1895
 Sikand, Hardy 1985 (Mgr.)
 Sikora, Michael W. 1946, 47
 Sikora, Robert A. 1983
 Silas, Donald E. 1968, 69
 Simchick, Julius A. 1943
Simmons, Brady 2023
 Simmons, Emery D. 2022
 Simmons, Joseph 1987
 Simmons, Jr., Timothy B. 2013, 14, 15
 Simon, William H. 1969
 Simons, Chris 1985, 86, 87, 88
 Simpson, Harry D. 1891
 Simpson, James 1994
 Sims, Charles E. 1886
 Sims, Damon A. 2010
 Sizemore, Duane E. 1962
 Skelton, Ryan 2003, 04, 05, 06
 Skoronski, Robert F. 1953, 54, 55
 Skvara, Michael J. 1968, 69 (Mgr.)
 Slabaugh, Jeffrey L. 1960, 61, 62
 Sliger, Nicholas M. 2009, 10, 11, 12
 Sloate, Joseph F. 1922, 23, 24
 Slosky, Edward R. 1953
 Sloss, Russell M. 1936, 37, 38
 Slusher, Samuel S. 2018, 19, 20
 Smedley, Eric 1993, 94, 95
 Smith, Alex 1994, 95, 96, 97
 Smith, Ben 1973
 Smith, Carl 1974, 75, 76, 78
Smith, Carter W. 2022, 23
 Smith, Christopher 1992, 93, 94
 Smith, Denver 1979, 80, 82
 Smith, Deonte 2001, 02
 Smith, Dominique A. 1999, 00, 01
 Smith, Douglas R. 1981, 82, 83, 84
 Smith, Edgar B. 1922
 Smith, Everett J. 1901, 02, 03
 Smith, Franklin H. 1938, 39, 40
 Smith, G. Ted 1957, 58, 59
 Smith, James A. 1965, 86
 Smith, Jarrod L. 2008, 09, 10
 Smith, John E. 1943
 Smith, Justin 1998, 99, 00, 01
 Smith, Kenneth L. 1939, 41
 Smith, Kevin 2002, 03
 Smith, Laray L. 2013, 14
 Smith, Mackey 1989, 90
 Smith, Merritt W. 1951, 52
 Smith, Roscoe W. 1900, 01
 Smith, Temple 1922, 26
 Smith, Terrance J. 1981, 82, 83, 84
 Smith, Todd 1990, 91, 92, 93
 Smith, William S. 1938, 39, 40
 Smith, William S. 1948, 49, 50
 Smith III, Larry 2021
 Smock, Trent R. 1972, 73, 74, 75
 Smolar, Jared 2018, 19, 20, 21
 Smyr, Charles E. 1972, 73, 74
 Smetz, James M. 1979, 80, 82, 83
Sneed Jr., Venson 2022, 23
 Sniadecki, James B. 1966, 67, 68
 Snowden, Calvin R. 1966, 67, 68
 Snyder, Courtney E. 1973, 74, 75, 76
 Snyder, Mark C. 1984
 Snyder, Matt 1997-99
 Snyder, Nathanael 2019
 Sobczak, Robert R. 1954, 55, 56

Sojka, Gene W. 1971
 Sorsby, Brendan J. 2022, 23
 Sowell, Isaac 2002, 03, 04, 05
 Sowinski, Joseph J. 1943, 44, 45, 46
 Spannuth, William G. 1930, 31, 32
 Sparhawk, William F. 1972, 73, 74
 Sparks, Will C. 1898, 00
 Spear, Jason 1996, 97, 98, 99
 Speer, Kevin P. 1979, 80
 Spegal, Christopher C. 2021, 22
 Spencer, Orlando J. 1997, 98, 99, 00
 Spencer, Tyke 2002, 03
 Spenny, Connor 2018 (Mgr.)
 Spicer, Douglas H. 1963, 64
 Spicer, Robert E. 1974
 Spicer, Robin E. 1970, 71, 72
 Spickard, Richard W. 1965, 67, 68
 Spinks, Glen C. 1981, 83
 Sprauer, John E. 1932, 33, 34
 Spriggs, Jason M. 2012, 13, 14, 15
 Springer, Charles H. 1886
 Springer, Charles J. 1922, 23, 24
 Sprunger, Jeff 2010 (Mgr.)
 Spungen, David A. 1971, 72
 Squires, Brad H. 1931 (Mgr.)
 Sramek, Richard J. 1970
 St. Pierre, Kenneth V. 1971, 72
 Stamats, Donald E. 1925
 Stangle, Jack 1957 (Mgr.)
 Stallings IV, Allen 2016, 17, 18, 19
 Stark, Michael D. 2007, 08
 Starbuck, Walter H. 1933 (Mgr.)
 Starling, Kenneth W. 1971, 72, 73
 Starr, Austin C. 2005, 06, 07, 08
 Stauder, Matt 2018 (Mgr.)
 Stavroff, Frank 1963, 65, 66
 Stavroff, Frank 1973, 74, 75
 Stealy, Jason 1997, 98
 Stebbins, Robert J. 1948, 49, 50
 Steckel, Charles R. 1911
 Steele, Charles A. 1940, 41
 Steele, George H. 1904, 05, 06
 Steeves, Arnold J. 1955, 56, 57
 Steinberg, Allen M. 1960 (Mgr.)
 Steinfeldt, Aaron 2021, 22, 23
 Steinhagen, William H. 1935 (Mgr.)
 Stepaniak, Simon V. 2016, 17, 18, 19
 Stephenson, Robert E. 1978, 79, 80, 81
 Stephenson, William R. 1926, 27
 Stepp, Thomas M. 1976, 77 (Mgr.)
 Stevens, Kenneth R. 1924
 Stevenson, George T. 1931, 33, 34
 Stevenson, Robert L. 1937, 38
 Stevens, Mark R. 1970
 Stewart, David W. 1977, 78, 79
 Stewart, Elmer B. 1886
Stewart, Race X. 2022, 23
 Stickman, Frank C. 1932
 Stinchfield, Guy F. 1897
 Stoddard, John W. 1902
 Stoddard, John W. 1902
 Stohler, L. Robert 1960
 Stolberg, Eric C. 1867, 68, 69
 Stone, Duane 2000, 01, 02, 03
 Stone, James E. 1954, 55
 Stone, Luke 2003, 04
 Stoner, Ajamu 1994, 95, 96
 Stoner, Nicholas C. 2011, 12, 13, 14
 Stover, Grayson R. 2017
 Stoyanovich, Pete 1985, 86, 87, 88
 Straub, Steven P. 1978, 79
 Streeter, Larry 1984
 Stringer-Crawford, Omari 2016
 Strother, Stephen F. 1960 (Mgr.)
 Stryzinski, Dan 1985, 86, 87
 Tschertman, Alex 2003
 Stuart, Clay 2001
 Stumpf, Michael 1992, 93, 94
 Sturges, Duke 1990
 Sturgis, Jack D. 1942 (Mgr.)
 Stutesman, Frank M. 1915, 16
 Sudfield, Nathan M. 2012, 13, 14, 15
 Sukurs, Charles P. 1971, 72, 73
 Sullivan, Jason 2003
 Sullivan, Paul R. 1956 (Mgr.)
 Sullivan, Rob 1994

Sullivan, William C. 1966
 Summerrall, James 1989, 90, 91
 Sundheim, George M. 1944
 Sungail, John P. 1958
 Surpawan, Kyvin 1936, 97
 Superan, Matthew 1994, 95, 96
 Sutherland, Louis L. 1933
 Sutkowski, Alan 1995, 96, 97
 Sutor, Mark A. 1979, 80, 81, 82
 Sutor, Joe P. 1964, 65, 66
 Sutphin, John O. 1908
 Swarczkop, Gregory J. 2011
 Syvanteck, William S. 1951, 52
 Swafford, Doug L. 1980, 81, 82
 Swann, Jovan L. 2020
 Swann, Jr., Mario M. 2015
 Swartz, Christopher 1989
 Sweeney, Damon 1985, 86
 Sweeney, Joseph M. 1973
 Swender, Caleb 2011 (Mgr.)
 Swihart, Edgar D. 1940, 41
 Swihart, Fred C. 1928
 Swinehart, John F. 1977, 78
 Swinton, Javon R.C. 2020, 21, 22
 Swope, Joseph A. 1914, 15
 Sybert, Douglas L. 1976, 77, 78
 Sykes, Nile 2015, 16, 18
 Synod, John R. 1983
 Szabo, Joseph 1936, 37
 Szczesny, Paul 2004
 Szymkowski, Stanley M. 1972, 74

T

Tabaka, Peter F. 1970, 71
 Tackett, Richard D. 1942
 Tackitt, Sylvan W. 1930 (Mgr.)
 Takacs, William E. 1956, 57
 Talbot, Sam J. 1949, 50, 52
 Talbot, Robert E. 1927 (Mgr.)
 Talbott, John M. 1906, 07, 08
 Talianfar, George 1945, 47, 48
 Tallon, Terrence P. 1978, 79, 80
 Tallon, Harry A. 1956
 Tams, Richard 2022
 Tanner, Dale H. 1937
 Tate, Joseph P. 1963, 64, 65
 Tavenar, John H. 1941, 42, 43, 44
 Taylor, Bernard T. 2011, 12, 13, 14
 Taylor, Brett 2000, 01
 Taylor, Chris 2002, 03, 04, 05
 Taylor, Clint 2000
 Taylor, Collin W. 2007, 08, 09
 Taylor, Corey 1990, 91
 Taylor, John H. 1979, 80
 Taylor, Reese A. 2018, 19, 20, 21
 Tegerden, Scott K. 1969, 70
 Terrell, Derrick 1992, 93, 94
 Terry, Raymond L. 1965, 86
 Teter, George E. 1899
 Teter, James L. 1970
 Teter, John F. 1899, 00
 Teter, Sanford W. 1892
 Tevis, John H. 2022
 Thaxton, Gregory 1967, 68, 69
 Thigpen, Marcus A. 2005, 06, 07, 08
 Thistlewaite, John M. 1897
 Thomas, Austin J. 2006, 07, 08, 09
 Thomas, Charles A. 1929, 30, 31
 Thomas, Connor B. 2017, 19
 Thomas, Daniel J. 1949, 50, 51
 Thomas, Donald M. 1973, 74, 75
 Thomas, Eddie L. 1988, 89, 90, 91
 Thomas, Jr., Eric D. 2008, 09, 10
 Thomas, Eugene S. 1920, 21, 22
 Thomas, Ian 2016, 17
 Thomas, Ishmael S. 2011
 Thomas, Jeffrey C. 2010, 11
 Thomas, Kyle N. 2006, 07
 Thomas, Shane 1993
 Thomas, Terrance T. 2007, 08, 09, 10
 Thomason, John 1989, 90 (Mgr.)
 Thompson, Anthony 1986, 87, 88, 89
 Thompson, Daniel 1990, 91, 92, 93
 Thompson, Donal F. 1935 (Mgr.)
 Thompson, Donald M. 1973, 74, 75

LETTERWINNERS (NUMERICAL)

0

Anderson Coby, WR; Raheem Layne, S; Donovan McCulley, QB; Dasan McCullough, OLB; Noah Pierre, S; Emery Simmons, WR.

1

Lance Bennett, RB; Camron Buckley, WR; Juwan Burgess, S; A.C. Carter, RB; Andre Carter, DE; Simmie Cobbs Jr., WR; Jahkeem Gilmore, WR; Deion Grubbs, RB; Jeremi Johnson, RB; Devon Matthews, S; Donovan McCulley, WR; Scott McGowan, WR; Steve Mitchell, FS; Whop Whyler, WR; Jerry Spicer, K; Frank Stavroff, K; Larry Streeter, CB; Terrance Turner, WR; Kevin Trulock, K; Allen Webb, QB; Shane Wynn, WR

2

Dave Abrams, CB/SS; Tyrone Allen, RB; John Boyd, WR; Mike Brown, WR; Cameron Coffman, QB; Jermaine Chaney, Chris Covington, QB; TB; Tandon Doss, WR; Versie Gaddis, WR; J-Shun Harris II, WR; Jacobby Hewitt, WR; Tayven Jackson, QB; Bob Kramer, QB; Mike Low, K; James Monds III, DB; Rich Shepler, QB; Shaun Shivers, RB; T.J. Simmons, LB; Tyke Spencer, WR; Reese Taylor, WR/CB; Marcus Thigpen, RB/WR; Jeff Thornton, QB; Antonio Watson, SS; Devonte Williams, RB

3

Jim Ahler, FS; Lance Bennett, WR; Dominique Booth, WR; Steve Bradley, QB; Kent Britt, QB; Don Burrell, CB; Narlin Clancy, QB; Omar Cooper Jr., WR; Zach Davis-Walker, RB; Darryl Eddings, WR; Eren Edwards, FS; Ty Fryfogle, WR; Chris Gartner, K; Tyler Green, CB; Jeff Hewitt, WR; Geoffrey Howard, SS; JoJo Johnson, CB; Kevin Kellogg, K; Cody Latimer, WR; Brian Lewis, RB; Eric Matthews, WR; Matt Mason, DB; Jerry McBride, TB; Tiawan Mullen, CB; Roderick Platt, DB; Peyton Ramsey, QB; Jimmy Robinson, WR; Chad Scott, QB; Doug Smith, K; Jim Wenzel, P

4

Dave Ane, SS; Eddie Baety, WR; David Baker, WR; Tom Bolyard, QB; DeQuece Carter, WR; Ben Chappell, QB; O.J. Conner, WR; Chris Covington, LB; Jerohn Fields, WR; Jared Flint, QB; Adam Greenlee, QB; Forisse Hardin, S/OLB; J-Shun Harris II, WR/RS; Anthony Jones Jr., OLB; Cam Jones, LB; Ricky Jones, WR; Will Lumpkin, DB; Sherrod Moore, DB; Rashon Myles, FB; Jean Paul, WR; Ron Pennick, FL; Gary Powell, CB; Greg Reisert, SS; Chris Sigler, FS; Damon Sweazy, TB; John Swinehart, CB; Carl Varner, T; Jim Weinberg, CB; Jerry Williams, LB

5

Jordy Bernhard, QB; Juwan Burgess, S; Stephen Carr, RB; Tom Collins, P; Tim Dickerson, TB; Mitchell Evans, S/WR/QB; David Freud, K; Craig Goode, QB/DB; Doug Gordon, CB; Troy Grosfield, DB; J-Shun Harris II, WR/RS; Walter Harvey, FS; Bradley Jennings Jr., LB; Joe King, DB; Kevin Klee, FB; Marty Kus, WR; Troy Mason, OLB; Kobebe Minor, CB; Tre Roberson, QB; Johnnie Salters, FB; Jonathan Sparrow, K; Jason Sullivan, FB; Spud Washington, WR; Damon Watts, FS; Levron Williams, RB; Dexter Williams II, QB

6

James Bailey, WR; Scott Bonnell, K; Walter Booth, CB; Cam Camper, WR; Erick Coleman, CB; Tevin Coleman, RB; Richard Council, CB; Phillip

Dunnam, S; Henry Frazier, WR; Jahkeem Gilmore, WR/DB; Adam Greenlee, QB; Donovan Hale, WR; James Head Jr., DL; Sampson James, RB; Damien Jones, DB; Larry Lovett, P; Camion Patrick, RB/WR; Chuck Razmic, P; Rick Salvino, P; Patrick Shaw, DB; Zeke Walker, LB/DB; Brian Williams, CB; Devonte Williams, CB; Rex Wisehart, T; Larry Wright, S

7

Erik Andrews, WR; Bill Atkinson, CB; Ben Bach, CB; James Bailey, WR; Cam Bardwell, FS; Brian Bruner, WR; Donovan Clark, CB; Steve Corso, SE; Stacey Dawsey, WR; Mike Fiacable, QB; Ray Fisher, WR/CB; BenJarvus Green-Ellis, RB; Dobby Grossman, QB; Earl Haniford, QB; Michael Hanley, CB; Reakwon Jones, LB; Andre Kates, CB; Christopher Keys, CB; Joe Kleinsmith, K; Babe Laufenberg, QB; Taysir Mack, WR; Jacob Mangum-Farrar, LB; D.J. Matthews Jr., WR/RS; Joe Nicholson, B; Lane Oxely, SE; Gary Powell, DHB; Emmett Pride, TB; Dru Robinson, RB; Mackey Smith, P; Nate Sudfeld, QB; Dale Swihart, B; Eddie Thomas, WR; Brian Williams, CB; E.J. Williams Jr., WR; Edward Wright-Baker, QB

8

Dave Abrams, S; Brian Bills, FS; Tony Buford, WR; Jared Casey, LB; Brian Coleman, WR; Kevin Davis, WR; Steve English; Marc Ferry, CB; Drew Hardin, S; Rodney Harris, S; Dustin Hass, QB/H; Jordan Howard, RB; Dusty Kiel, QB; Buster Larkins, CB; Thomas Lewis, WR; James Miller, LB; Nick Polk, S/WR; Tegray Scales, LB; Devin Schaffer, SLB; Stevie Scott III, RB; Duke Sturges, CB; Tim Wilbur, CB; Dorian Wilkerson, WR; Terry Woodburn, S

9

Tyler Aдетona, WR; Connor Bazelak, QB; Nate Boudreau, QB; Bruce Bufe, SS; Billy Craig, QB; Jonathan Crawford, S; Mike Fiacable, QB; Jeff Fryar, TE; Don Geisler, K; Tim Gooley, TB; Greg Heban, DB; Bobby Howard, TB; Glenn Johnson, WR; Jamier Johnson, CB; Bob Kramer, QB; Brylan Lanier, CB; Mike Lotz, FS; Steve Mason, S; Marcelino McCrary-Ball, LB/DB; Tom Padgett, QB; Michael Penix Jr., QB; Tom Polce, DB; Tracy Porter, CB; Macky Smith, P; Darin Sorog, QB; Orlando Spencer, CB; Steve Straub, K; Jim Teter, S; Jermaine Ware, TB; Ricardo Williams, CB; Harold Zimmer, B

10

Ryder Anderson, DE; James Bailey, WR; Steve Bradley, QB; Matt Calvert, CB; Simmie Cobbs Jr., WR; Anderson Coby, WR; Robert Cowan, RHB; David Ellis, RB/WR/KR; Donovan Hale, QB/WR; Chad Huck, QB; Ron Huffer, WB; Myles Jackson, OLB; Glenn Johnson, WR; Donnell Jones, DB; Ricky Jones, WR; Rich Kearney, WR; Matt Lewis; Matt LoVecchio, CB; Derin McCulley, WR; John McDonnell, B, Ted McNulty, QB; Chuck Miller, WR; Robert Miller, QB/LHB; Frank Musika, RHB; Mike Nardone, QB; L.J. Parker, WR; Kristian Pechac, RB; Bob Pernel, HB; Adam Pines, P; Curtis Randle El, DB; Mose Richardson, CB; Mandela Roberts, LB; Brandon Rush, K; Frank Stavroff, QB; Pete Stoyanovich, K; Jack Ury, T; Harold Zimmer, B

11

Jack Adams, RHB; Tim Bringle, B; William Ciz, FL; Bill Coleman, WB; William Flack, FB; Mike Glazier, QB; Mike Heizman, S; Raymond Hill, CB; Ivan Hinson, WR; Bud Hornbeck, QB; Michael Irving, P;

Chris Kaufman, K; Jack Kelley, RLB; Laurel Kinsey, B; Doug Lackey, WB; Don Mangold, B; Edwin McLean, LHB; Louis Mihajlovich, G; Ron Moyer, QB; John Paci, QB; Robert Perna, WB; Antwan Randle El, QB; Roger Remo, QB; Dave Schnell, QB; Dale Swihart, B; Dave Weir, WR; Modock White, TB; Anthony Wiley, FS; Jimmie Zoeller, B

12

William Armstrong, LHB; Richard Bradford, WB; Don Brodie, WB; Da'Shaun Brown, WR; Bruce Bufe, SS; Aaron Burks, CB; Cam Cameron, QB; Tony Campagnoli, G; Carmine Coniglio, B; Bill Conlon, S; Bill Conover, P; Kim Decker, QB; Zander Diamont, QB; John Durkott, WB; Greg Evans, K; Trent Green, QB; Chris Hagerup, P; Jack Harding, B; Stephen Houston, RB; Ron Huffer, RH; Terry Jones, QB; Evan Kroot, S; Mike Lopa, WB; Jaylin Lucas, RB/RS; Graeme McFarland, QB; John Motil, HB; Noel Padmore, CB; L.J. Parker, WR; Peyton Ramsey, QB; Jay Rodgers, QB; Mike Rudolph, LB; Robert Short, RHB; Alex Smith, TB; Dan Strzynski, P; Jayme Thompson, DB; Lem Watley-Neely, CB

13

Johnny Anderson, SS; Bruce Bufe, FS; Randy Cate, SLB; Eugene Cichowski, QB; James Clark, B; Dennis Cremeens, TB; Gary Dagg, LB; Brian Dewitz, FS; Kyle Enright, FB; Lou Gambino, B; Kevin Grump, SS; Jaren Handy, OLB; Auburn Herron, B; Kofi Hughes, WR; Isaac James, DB/WR; Kevin Kennedy, K; Joe King, DB; Brian Koehn, RH; Michael Lee, QB; Miles Marshall, WR; Don McClure, WB; Andrew Means, WR; Brad Meyer, K; Mike Middleton, CB; Eric Moore, QB; Josh Moore, LB; Kamryn Perry, WR; Jay Petruskas, QB; Chad Scott, QB; Kywin Supernaw, SS; Mark Sutor, FS; Ray Terry, Larry Tracy III, CB; WB; Gary Wagner, DRH; George Wortley, QB; Phillip Yancey, CB; David Zeoli, CB

14

Lars Anderson, OLB; George Bell, RHB; Greg Bowen, CB; Greg Brown, QB; Andre Brown Jr., CB; Ken Carpenter, FB; Tim Clifford, QB; Chris Dittoe, QB; Moses Eastley, HB; Jeremy Finch, S; Adam Follett, QB; Ken Fournier, WB; John Geary, QB; Greg Goss, CB; Russell Hardisty, B; Marqui Hawkins, WR; Reggie Holmes, S; Michael Irving, P; Tommy Jones, QB; Matthew Karls, WB; Rich Kearney, WR; Dave Kornova, QB; Bob Kramer, QB; Dave Kramme, QB; Broc Lowry, WB; Clee Maddox, B; Edwin McLean, LHB; Noah Parker, S; James Powell, RH; Blake Powers, QB; Dave Ruzich, QB; Charles Sage, QB; Wilbert Scott, WB; Ray Shaffer, QB; Bill Siebenthal, B; Chris Sigler, FS; Nick Stoner, CB/WR; Mike Sullivan, WB; Larry Tracy III, CB; Kaiden Turner, LB; Jack Tuttle, QB; Dave Whitsell, WB

15

Shawn Benson, TE; Ron Bethel, FS; Terry Brady, QB; Paul Davis, B; Brett DeVault, WB; Phillip Dunnam, S; Matt Ernst, WR/CB; Versie Gaddis, WR; Wallace Getz, C; Dick Gottfred, SE; Damon Graham, RB; Willie Graham, CB; Cedric Henry, CB; Charles Jacoby, B; Willie Jones, S; Kellen Lewis, QB; Eugene Lieber, LHB; Jay McCants, WR; Matt McDonald, FS; John McDonnell, RHB; Edwin McLean, HB; Mike Middleton, TB/DB; Thomas Murray, RH; Kent Myers, T; Jay Pribulsky, RH; Isaiah Roundtree, WR; Ron Sexton, WB; Tim Sheldon, HB; Larry Smith III, DB; Brendan Sorsby,

QB; Ajamu Stoner, WR; Matt Tavernier, TE; Rick Thompson, HB; Jeff Thornton, QB; Nicolas Toomer, CB; Jack Vallandingham, LHB; Nick Westbrook, WR; Stanley Wilkins, HB; Randy Williams, WB; Jack Wilson, RHB; Kevin Winston, CB; James Yore, WB

16

Jack Adams, HB; Tony Ahrens, TB; Scott Arnett, QB; Harry Brooks, B; Tom Campbell, WB; Dennis Clark, SE; Edwin Clasen, B; Q.J. Conner, WR; George Dragus, E; Chris Dyer, FS; Jerry Ellis, LHB; Mitch Ewald, K; Rashard Fant, CB; Harry Gonso, QB; Jimmy Graves, FB; Grant Gremel, QB; Jordan Grier, DB; Neil Hayes, FB; Scott Henry, CB; Edward Inis, WB; Jamar Johnson, DB; Damien Jones, CB; Richard Klim, FB; Terry Kramer, WR; John Lindgren, SS; Rick Martin, OLB; Ron McCauley, WB; Michael Mee, CB; Christopher Phillips, CB; Tom Polce, FB; Patsy Ronzone, B; Tom Sfura, C; Doug Spicer, WB; Ajamu Stoner, WR; Larry Streeter, WR; Dennis Tapp, HB; Patrick Thompson, QB/WR/TE; Gary Tofil, S/QB; Dan Whitaker, QB; Brian Williams, CB; Joe Zeigler, FS

17

Justin Berry, WR; Jack Buchan, QB; Corey Cooper, DB; Chris Covington, LB; George Crowe, FB; Marlin Evans, LB; Larry Fromhart, FB; Markell Granderson, TB; Isaac Griffith, WR; Gibran Hamden, QB; Bruce Hampton, CB; Jonathan Haynes, S; Greg Heban, DB; Rick Hoffman, WR; Ernest Huggett, HB; Michael Hunter, CB; John Isenbarger, HB; Chris Kaufman, K; Raheem Layne, CB; Will Lumpkin, SS; Fred Lussow, WB; Tyrik McDonald, DB; Brent Orso, WR; Jason Orton, CB; Horace Parker, S; Nathan Ramsey, WB; Arnold Reed, TB; Ronald Roemer, WB; Melvin Ross, WB; Isaiah Roundtree, WR; Teddy Schell, QB/H; Jim Sirtosky, G; Pat Spiotro, K; Jon Stebbins, SS; Jerome Ward, WB; Aaron Warnecke, SS; Kevin Westover, QB; Jordyn Williams, WR; Dan Zarlingo, SE/P

18

Rob Albright, K; Bill Anderson, B; Ben Bach, DB; Brett Becks, WLB; Michael Berry, TB; Tom Bolyard, P; George Byers, RH; Danny Cameron, QB; Don Casselman, LB; Lin Churchill, TB; Tony Coffed, CB; Richard Council, CB; Norman Eggers, G; Mike Flanagan, FL; Ralph Goldstein, RHB; Dan Grossman, LB; Brian Gutreuter, CB; Marques Hagans, QB; Jonathan King, DL; James Lamar, LB; Bill McCaa, DRE; Gene Nieberlein, QB; Noel Padmore, CB; Mike Perry, QB; Adam Pines, P; Ray Potts, WR; Jade Pruitt, DB; Matt Prusiecki, K; Robert Rhoda, B; Bryan Robertson, K; Ron Roemer, WB; Eric Smedley, FS; Austin Starr, K; James Stone, LHB; Javon Swinton, WR; Andrew Turny, OLB; Jeff Wade, CB; Bill Wanke, TB; Tregg Waters, DB; Dave Weir, QB; Don Werdine, C; Cal Wilson, WB; Reggie Woods, WB; Dave Zeoli, CB

19

Jack Buchan, QB; Donnie Buck, LB; Chris Clausen, CB; Connor Creevey, QB/WR; Paul Davis, B; Kyle Dietrick, S; Don Dilly, WB; Jay Duechting, DB; Brian Dillon, WR; Don Dilly, WB; Mike Fette, FB; Tony Fields, S; Mike Glazier, QB; Derin Graham, WR; Brian Gutreuter, CB; Carl Harris, WR; Frank Himel, QB; Malachi Holt-Bennett, WR; Geoffrey Howard, SS; Rich Kearney, WR; Jeff Kim, QB; Deno Kottaridis, RHB; Marty Kus, QB; Paul Leroy, B; Marc Maiatico, FL; Max Matthews, QB; Dan Mayoras, S; Jim McDonald, WB; Emmitt Mitchell, WR; William Noone, RH; Mike Pendleton, CB; Noah Pierre, S; Dan Preger, B; Matt Prusiecki, K; Courtney Roby, WR; Josh Sanguinetti, S; Luke

Shayotovich, WR; Woody Shelton, RHB; Brad Shields, OLB; Tim Stephens, FB; Leroy Stovall, LG; Ryan Thompson, DB; Steve Thompson, TB; Brandon Walker-Roby, WR; Robert Williams, G; Dan Zarlingo, WR

20

Richard Badar, QB; Tim Baldwin Jr., RB; Lawrence Barnett, DB; Byron Broome, QB; Courtney Clency, RB/DB; Jameel Cook Jr., DB; Joseph Daniels Jr., DB; Kirk Edwards, S; Mark Findley, DB; Cole Gest, RB; Rob Harkrader, FB; Trent Jones, TB; George Klutinoty, BB; Michael Lanning, WR; Rick Layman, LB; Jay Mathias, S; Derrick Mays, WR; Louis Moore, S; Kris Mucci, CB; Matt Multerer, K; James Olverson, TB; Jason Orton, CB; Arnold Reed, TB; D'Angelo Roberts, RB; Shannon Rutledge, P; Kees Scarff, S; Robert Smith, RB, Jason Spear, TB; John Swinehart, CB; Austin Thomas, S; Leon Thornton III CB/WR; Dick VanWieren, BB; Jeff Wade, FS; Greg Yeldell, SS

21

Brett Andrews, CB; Byron Broome, BB; Howard Brown, B; Trea Burgess, RB; Rayshun Calhoun, DB; Richard Coachys, QB; Stan Dubicki, QB; Marc Ferry, SS; Bobby Garrison, SS; Craig Goode, SS; Joslin Goodman, LB; Dennis Greene, FB; Jim Helminiak, QB; LaDamon Hunt, CB; Cliff Janiak, HB; Heranadaze Jones, S/LB; Jamison Kelly, CB; Richard Lagow, QB; Furman Manley, TB; Roger Martin, TB; Chris Merritt, FS; Jeremy Miles, RB; Walter Miller, LE; Gary Nichols, DRH; Benny Norman, DHB; Noah Pierre, DB; Dart Ramsey, SS; Stevie Scott III, RB; Ken Smith, B; Tony Suggs, TB; Leon Thornton III, DB/WR; Maurice Tucker, CB; Stan Wheeler, WR; Andrew Wilson, RB; Jake Zupancic, S

22

Kevin Burke, TB; Matt Calvert, CB; Keith Calvin, SE; William Conlon, QB; Nate Cunningham, DHB; Lou D'Achille, QB; John Durkott, DLH; Davion Ervin-Poindester, RB; Steve Filipowski, QB; Maurice Freeman, LB; Dave Holland, QB; Jamar Johnson, LB/DB; Lennyatta Kiles, DB; William Kipple, B; Andre LaGrone, DB; Brett Law, CB/ TB; Howard Martin, BB; Demetrius McCray, RB; Chester McKenzie, QB; Robert Meyer, C; Will Milovich, G; Kenny Mullen, DB; Robert Parrish, DB; Whop Philyor, WR; Del Russell, RHB; Lou Saban, B; Leslie Schlegal, QB; Jamari Sharpe, CB; Scott Shuey, S; Ken Starling, HB; Joe Tofil, B; Fred Unger, BB; Sharrod Wallace, CB

23

Lawrence Barnett, CB; Robert Battaglia, BB; Adam Braucher, K; Tyrone Browning, WR; Ray Brozovich, LHB; Khalil Bryant, DB; Adrian Burks, CB; Kenni Burns, RB; A.C. Carter, CB; Marty Cerza, QB; James Cox, QB; Jon DeCamilla, FB; Donald Domenic, LHB; Todd Hansley, TB; Ron Hodge, SS; Trent Howland, RB; Cliff Janiak, TB; Louis Kasonovich, FB; David Kornova, DRH; Ken Long, DLH; Andy Mabe, FS; Shawn Major-Winston, RB; Russell Mason, T; Brett Martin, WR; Jerry McBride, TB/DB; Wayne Nichols, BB; Jaimie O'Hara, FL; Steve Perkins, SS; Alex Rodriguez, RB; Jordan Shaw, CB; Alex Smith, TB; Laray Smith, RB/CB; Steve Smith, TB; William Smith, G; Jay Tuttle, K; Ronnie Walker, Jr., RB; Phil Westfall, QB; Jaylin Williams, CB; John Zuger, QB

24

Tim Bennett, CB; Bryson Bonds, S; Andre Booker, WR; Nate Borders, CB; Frank Brossart, QB; Tom Burgess, BB; Floyd Campbell, RHB; John Connelly, DB; Shane Covington, S; Walter Daniels, WR; Jim DiGiulio, P; Bob Douglas, FL; J.R. Drummond, P;

Moses Easley, DLH; Marcus Floyd, CB; George Galbraith, B; James Gomory, RH; Mike Harkrader, FB; Harold Hursh, B; Derrick Jackson, CB; Sampson James, RB; Gene Johnson, QB; Chico Jones, SS; Bill Kleifgen, Rod Lawson, CB; Will Lumpkin, SS; Mike Majette, RB; Chester McKenzie, QB; Aaron Mitchell, CB; Rod Monroe, WR; Stu O'Dell, LB; George Orfanos, FB; J.T. Owens, S; Matt Perez, RB; Douglas Reid, QB; Charles Sage, QB; Scott Teggarden, DHB; Spud Washington, TB; Jackson Waterstrom, WR

25

David Blackwell, RB; Thom Bondus, E; Lance Brown, FS/SS; Justin Carrington, LB; Tyrell Dudley, DB; Don Evans, T; Amare Ferrell, DB; Rick Fuson, WR; Jeff Gedman, CB; Joe Gonzalez, SS; Deion Grubbs, RB; Florian Helinski, QB; Eddie Herbert, B; John Hillenbrand, CB; Rodney Hopkins, FB; Kenneth Hubbard, TB; Will Jontz, QB; Tom Kalert, C; James Kocsis, QB; Dave Mayoras, S; Eric McClurg, DB; Deland McCullough II, DB; Tom McDonald, QB; Mike McMahon, FLK; Woody Moore, QB; Larry Morwick, LB; Dallas Pflug, FB; Ryan Phillis, DE; Wil Scott, RB; Nick Sebek, FB/ QB; Casey Sellers, TE; Alan Sutkowski, P; Mario Swann, S; John Sydnor, DB; Dale Tanner, B; Luke Timian, WR; Rob Turner, WR; Al Tutisie, RH; Rob Van Vliet, SS; Damon Watts, DB; Richard Whalen, QB; Cam Wilson, WR; Ken Wright, DHB; Robert Young, QB

26

Richard Ashburner, QB; Dave Benigni, FS; Gary Brown, FB; Thomas Brown, QB; Leonard Bryant, CB; David Bumgarner, SS; Thomas Cassidy, QB; Al Christy, TB; Gabe Cohen, DB; Walter Daniels, CB; Erron Dillingham, FL; Vaughn Dunbar, TB; Mike Edwards, FL; Dave Evans, DLH; Russell Harrell, B; Josh Henderson, RB; DeWayne Hogan, FB; Eric Hohit, WR; Mike Johnson, CB; Greg Lunde, SS; Norman Mackin, QB; Mike Modak, QB; Brandon Mosley, DB; Justin Nowak, DB; Bob Paar, CB; Curtis Randle EI, DB; Joshua Rudolph, LB; Chester Sanders, FB/C; Gary Tofil, QB; Nick Turner, RB; Tim Walsh, BB; Kianté Walton, LB/S

27

Tommy Adams, FB; Eric Allen, FS; Dave Anderson, CB; Devin Anderson, DB; Antonio Banks, RB; Bill Beck, DHB; Ray Bragalone, QB; Gary Brown, HB; Mike Doyle, CB; Adrian Edwards, WR; Morgan Ellison, RB; Ron Filippelli, QB; Steven Funderburk, LB; Chuck Gilliland, FB; James Goodrich, BB; Willie Graham, DB; Steven Gunter, DB; Jack Haddon, HB; Trent Howland, RB; Kenneth Hubbard, QB; Arthur Jones, DB; Ernie Jones, WR; Mike Kazanowski, LB; Devon Matthews, S; Eddie McCallum, S; Greg McIntosh, DE; Horace Parker, QB; Bryan Payton, WR; Mike Pendleton, CB; Bill Perry, FB; Ray Potts, WR; Ron Sexton, DRH; Luke Shayotovich, WR; Justin Smith, WLB; Dick Snodgrass, BB; Phil Spinnia, QB; Robert Swaim, E; Konrad Thomas, S; Mike Waddell, TB; Alexander Webb, DB

28

James Bailey, BB; Michael Batts, TB/DB; Adam Braucher, K; Darrick Burnett, TB; Ralph Caldwell, LB; Anthony Davis, RB; Will Dawkins, S; Mike Edwards, SE; John Folz, CB; Eddie Fritz, BB; Terry Galloway, CB; Sid Gerstenhaber, B; Gary Gray, FLK; Larry Highbaugh, HB/SE; Will Horn, WR/P; Tom Kendrick, QB; Jeff Kollat, CB; Jim Logan, B; Leslie Majors, CB; Bill Malinchak, SE; Antonio Marshall, CB; Eric McClurg, SS; Dean Miller, DHB; Bob Nelson, S; Mark Newell, FS; Jack Nussbaum, QB; Jack Phillips, P; A'Shon Riggins, CB; Kevin Salla, S;

Ryan Schiltz, WR; Garnelle Smiley, TB; Will Smith, DB; Jason Spear, FB; Charlie Spegal, RB; George Sundheim, FB; Collin Taylor, WR; Robert Taylor, E; Christian Turner, FB; Mike Waddell, TB; Mike Watts, S; Charles Weiss, T; Ron West, WR; Darius Willis, RB

29

Chris Adkins, DB; Jerry Anderson, BB; Jeff Barnett, LB; Robert Barrett, QB; Jerry Bowers, FB; Khalil Bryant, S; Marty Cerza, QB; Brian Coleman, FS; Earl Dolaway, B; Raheem Ellis, WR; Mitchell Evans, DB; Frank Filchock, B; Dawson Fletcher, S/LB; Alex Green, FS; Chuck Howard, TB; Cliff Janiak, LB; Herana-Daze Jones, DB; Jack Kaminski, LB; Cobb Lewis, B; Brown Marks, DRH; Bart Moore, QB; James Olverson, FB; Nick Sebek, QB; Ryan Skelton, FS/WR; O.J. Spencer, DB; Steve Superick, QB; Julius Ware, CB; Mike Watts, CB; Jerry Williams, DB; Paul Williams, NG; Cal Wilson, DLH; Clarence Young, FS; Liam Zaccheo, DB; Mike Zent, DB; Bob Zoss, DBH

30

Jaimie Ahler, FS; Ron Bell, FB; Dan Belu, K; Mike Belu, LB; Mike Blastick, FB; Gene Boyd, LB; Narlin Clancy, DB; Richard Czerneda, FB; Roger Davidson, FB; Rob Decker, FB; Jarrell Drane, S; Chase Dutra, S; Mitchell Evans, DB; Ron Filippelli, FB; Brett Gaudin, K; John Giroux, FB; Bobby Howard, TB; Jordan Jusevitch, S; Charlie Klingsmith, K/P; Jeff Kollat, WR; Paul Kropf, FB; Tony Michalek, DE; Steve Nagy, G; Casey Nowinski, LB; Andy Payne, K; Nathan Rabideau, FS; Dru Robinson, RB; Ed Saar, FB; Sedric Suggs, FS; Chris Taylor, RB; Dick Wyczawski, B; Mark Zellmer, FB

31

Frank Anderson, FB; Jerry Anderson, FB; Andre Booker, WR; Byron Broome, FB; Aaron Burks, DB/WR; Jordan Canada, WR; Don Cromer, FB; John Davis, RB; Ken DeGiacomo, FB; Kyle Dietrick, WR/S; Joey Elms, DB/WR; Bryant Fitzgerald, LB/DB; Joe Ford, OLB; Frankie Franklin, RB; Jim Howard, FB; Bill Huff, LB; John Huzvar, G; Fred Kaili, LB; Craig Kumerow, DE; Unrico Lloyd, DB; John Malone, FB; Tyler Natee, RB; Stew O'Dell, FB; Robert Peake, QB; Hank Pogue, HB; Andre Powell, FB; Drew Robbins, K; Lee Rose, LB; Sauni Savini, LB; Hugh Shanahan, G; Deonte Smith, LB; Luke Stone, FS; Harry Wardlow, CB; Kevin Welch, WR; Kenyetta Williams, TB; Trammel Woods, WR; Bart Woodward, DB; Paul Yarian, DE

32

Page Benson, B; Jim Caldwell, FB; Dennis Cremeens, FB; Don Cromer, FB; Bob DeStefano, FB; Ray Gmuca, FB; Ron Grossman, QB; Don Heistand, B; Jerry Johnson, LB; Charles Kelly, FB; Kevin King, DE; Bob Nichols, LB; Richard Olsen, RH; Simon Rainge, FB; James Randall, LLB; Mike Sheets, FB; Doug Sybert, LB; Anthony Thompson, TB; Charles Young, FB

33

James Bailey, FB; John Bartkiewicz, FB/RHB; Joseph Bartkiewicz, E; Len Bartkiewicz, FB; Mike Baughman, S; Don Bodway, FB; Ricky Brookins, RB; Roger Davidson, HB; Earl Doloway, B; Earl Fisher, LHB; Sean Glover, TB/FB; Connor Holey, DB; David Holloman, RB; Chuck Howard, FB; Glynn Johnson, RB; Vic Jones, FB; Kevin Kellogg, K; Joe Kleinsmith, S; Rick Layman, LB; Nate Lundy, FL; Nick Lysohir, FB/QB; John Mineo, TB; Maurice Osborne, LB; Edward Schienbein, B; Zack Shaw, DE/OLB; Damon Sims, LB; Jim Smith, FB; Walter Smoot, FB; Jason Sullivan, FB; Dick Tewksbury, LH;

Ernie Thompson, FB; Ralph Thompson, HB; Yamar Washington, RB; Barry Way, TB

34

Jacari Alexander, LB; Rene Banks, LB; Page Benson, B; Quinn Buckner, S; Kevin Bush, DE; Russ Diller, FB; Tony D'Orazio, FB; Davion Ervin-Poindexter, RB; Bob Fee, LE/F; Ray Gmuca, FB; Thomas Henderson, DB; J.W. Huff, LB; Harry Jagade, FB; Cam Jones, DB/LB; Willie Jones, FB; Andrew Kaiser, FB; Jim Kerekes, FB; Jake Kocal, WR; Arthur Maloney, B; John Meegan, FB; Arnold Mickens, FB; Cal Miller, FB; Thomas Mouser, FB; Willie Northern, FS; John Pannoza, FB; Will Patterson, LB; Tom Polce, FB; Paul Prather, SS; Devine Redding, RB; Brandon Rogers, LB; Bill Seach, FB; Derrick Terrell, LB; Jerry VanOoyen, FB; Jack Walsh, FB; Robert Williams, G

35

Lawrence Barnett, CB; Jim Birr, E; Harold Carney, G; Quai Chandler, DB; Jay Davis, LB; Robert Dean, B; William Dozier, RH; Greg Farrall, FB; Tom Fleming, LB; Myles Graham, RB; Russ Higginbotham, E; Jack Holder, FB; Fred Huff, T; Joe Huff, OLB; Harry Jagade, FB; Shaquille Jefferson, S; Mike Kkrivoshia, FB; Vince Lidy, WLB; John Lindgren, SS; Marlin Lynch, RB; Howard Martin, RB; Ryan Marando, LB/DE; Joe Norman, LB; Tom Nowatzke, FB; Lane Oxley, LB; Prince Pack, RB; Harold Phillips, LB; Pete Pihos, FB; Nathan Rabideau, WR; John Rabold, WR; David Rogers, RHB; Milan Sellers, FB; Carl Smith, LB; Ken St. Pierre, FB; Nile Sykes, DE/OLB; Bob Taylor, FB; Mitchell Voss, P; James Yore, FB

36

Johnny Albomonte, S; Aaron Arbuckle, LB; Tim Bennett, DB; Chris Childers, RB; Drew Conrad, P/H; Robert Desman, FB; Vernal Edwards, CB; Jon Eickstead, LB; Mike Fette, FB; Rusty Fishel, FB; Myles Graham, RB; Nicholas Grieser, DB; Dan Kinsey, LB; Gary Love, RH; Don Matejko, FB; Steve Matthews, HB; Eddie Miller, WR; William Misiak, RH; Shane Moat, SLB; Kevin Piet, WR; Paul Prather, FS; James Roberson, LHB; Troy Roberts, CB; Mike Rose, OLB; Eddie Rucinski, E; Edward Slosky, RG; Joshua Stoffregen, DB; Landon Story, WR; Bozidar Stoshitch, B; Collin Taylor, WR; Shane Thomas, FB; Chuck Thomson, LB; Erich Toth, P; Bob Uhlemann, FB; Dan Whitaker, S

37

James Allerdice, B; Ted Acreman, FB; Arnold Bowman, FB; William Bradley, RHB; Brian Coleman, DB; Richard Cooke, FB; Thomas Dailey, LG; Kevin Duffy, LB; Jake Evans, K; Matt Foss, SS; Edward Fritz, FB; Todd Garner, CB; Steve Goodrich, TB; Eddie Herbert, B; Jack Kaminski, LB; Robert Kenderdine, E; Dale Keneipp, FS; Joel Kirby, FB; Kyle Koester, FB; Steve Lee, FB; Ahrod Lloyd, RB; Mike Lopa, FB; Vic Malinovsky, LB; Nicholas Marks, QB/E; Hugh McKinnis, LHB; Mark Murphy, LB/S; Darvin Nunn, LB; Tyson Picken, P; Dan Preger, B; Don Richardson, FB; Rod Rydzewski, LB; Jackson Schott, OLB; Josiah Sears, FB; Jay Tate, FB; Bob Taylor, TB; Collin Taylor, WR/S; Greg Weeks, LB; Mark Weiler, LB; Kevin West, K; Troy Wise, LB

38

Leonard Bartkiewicz, FB; Steve Blythe, LH; Jeremy Boyd, DB; Reggie Bryant, LB; Tom Burgess, FB; John Cannady, C; Justin Carrington, RB; Dan Casselman, LB; Randy Cate, LB; Henry Cunningham, S; Saute Dean, LB; Rob Decker, FB; Mike Dumas, FS; Mike Dumke, E; Jim

Ehrensberger, LB; Jerry Ellis, SE; Edward Fritz, FB; Carmen Gondoli, RHB; Damon Graham, WR; Dan Grossman, LB; Ryan Hamre, P; Jimmy Hunter, DE; Kevin Kenley, LB; Shawn Major-Winston, RB; Casey McGovern, SS; Michael McGrath, FS; Bob Moynihan, LB; Chris Reitzig, FB; Isaiah Roundtree, RB/WR; Marshall Steward, DB; Connor Thomas, RB; Fred Vaiana, FB; Garrett Welch, S; Robert White, B; Nick Zachery, WR

39

Kenny Arnold, LB; Ryan Barnes, TE; Bill Bordner, LB; Quai Chandler, S; Ron Corradini, SS; Jerry Dorsey; Chris Gajcak, WR; Greg Grenda, FB; Bryce Hendershot, TE; Donald Henkle, FB; Chip Hilling, OLB; Kevin Kenley, LB; Sam Lee, RB/WR; John Lobodzinski, FB; Scott Madson, LB; Brandon McGhee, DB/LB; Will Meyers, S; George Miller, C; Kyle Moffatt, SS; Corbin Morwick, LB; Kris Mucci, CB; Jamie Pilon, FB; Louis Pinnock, FB; Nicolas Radicic, K; Bill Reisert, SS; Lee Robinson, FB; Steve Sanders, LB; Rob Spicer, LB; Dave Stewart, DE; Jason Storbeck, LB; Bill Tipmore, B; Erich Toth, P; Yamar Washington, RB; Mike Williams, CB

40

Antonio Allen, S; Josh Bailey, CB; Darren Bush, LB; Jade Butcher, FL; Chris Gall, FB; Mark Claahsen, OLB; Al Darring, TB; James Dewar, LB; Jim Ellenwood, E; Scott Genord, LB; Ty Henderson, FS; Tim Hines, TB; Reggie Holmes, FB; William Holzbach, LHB; Josh Johnson, LB; Don Jones, RHB; Reskwon Jones, LB; Tom Kendrick, TB; Dave Klenlen, FL; Matt Kurz, S; Dan Lintner, DB; Jason May, CB; John Miller, LB; Eric Mobley, FB; Noah Parker, DE; Ben Raimondi, HB; Joe Stebbins, SS; Brian Storey, TB; Bill Takacs, TB; Bob White, B; Cameron Williams, LB; Jack Willis, C; Marvin Woodson, HB; Matt Zakrzewski, FB

41

Mel Averiett, HB; John Babcock, C; Bo Belden, LB; Andy Bibbs, LB; Don Brodie, LH; Mike Bucchianeri, G; Lanell Carr Jr., OLB; Max Dedmond, TE; Chuck Fawcett, WB; Gil Frisbie, DLH; Kevin Frye, TE; Joe Gilliam, LHB; Matt Hansen, FB; John Henry Jackson, TB; Greg Jensen, FS; Eugene Jones, RB; Aaron Key, SS; Jerry Lee, DE; Mike Linko, HB; Alan Linneman, LHB; Charlie McDaniel, T; Tom McDonald, TB; Keith Morgan, SS; Dow Myers, LB; Clyde Newton, LB/RB; Thomas Ritchie, RHB; Beau Robbins, DL; Tim Sergi, DB; Julius Simchick, C; Derrick Terrell, LB; Jim Teter, DBH; Pete Thorn, FL; Harold Waterhouse, CB

42

Brent Baer, FB; Brian Barrett, OLB; Al Bragalone, G; D.K. Bonhomme, LHB/DL; Woody Bryant, FB; Ulysses Burnett, FL; David Cooper, LB; Brady Dorn, LB; Bruce Elwanger, HB; Robert Enoch, HB; Patrick Finley, DB; John Gentile, LG; Nolan Guedel, LS; Andre Hall, SS; Robert Hoernschmeyer, B; Dan Irish, FB; Rick Layman, LB; Malcolm Levi, B; Norman Mackin, TB; Joe Maroon, TB; Marcelino McCrary-Ball, LB/DB; Michael McGrath, CB; William Mulcahy, HB; John Okleshen, LB; Louis Palmer, OLB; Robert Parrish, LB; John Roggeman, TB; Joe Romano, LH; Del Russell, HB; Chad Sherran, LB; Josiah Sears, FB; Duane Stone, CB; Ray Terry, HB; Shane Thomas, TB; Joey Turner, LB; Don Warner, TE; Damon Watts, FS; Bill Weeks, SE; Dameon Willis, Jr., LB; Dan Wingard, FB

43

Neal Alford, E; Dan Boggan, TB; Glenn Brooks, FL; Steve Butterfield, LB; John Byrne, RH; Andre Carter, TB; Jerry Dotson, LB; William Driver, QB;

Matt Egenolf, LB; Brett Gaudin, K; Luke George, FB; Brandon Grubbe, S; Tom Hendrickson, LB; Matt Hohlt, LB; Mike Hunter, DRH; Lonnie Johnson, FB; Willie Jones, TB; Tom Kalert, LB; Kyle Killian, LB; Jim Kocsis, TB; Brian Koenig, WB; John Kokos, RT; Lester Kun, FB; Matt Mayberry, LB; Mike Naddoo, C; Jon Pilch, LB; Jamie Pilson, FB; Dave Reider, DRH; Courtney Snyder, TB; Samuel Slusher, LB/D; Ishmael Thomas, LB; Dameon Willis, Jr., LB; William Zeller, LHB

44

Thomas Allen, LB; Brandon Baker, MLB; David Ballou, FB; Michael Batts, TB; Tyson Beattie, P; Leonard Bell, SS; Aaron Casey, LB; Dean Eickstead, TB; Ric Enis, FB; Eugene Gedman, FB; Roger Grove, HB; Greg Harvey, FB; Tom Hendrickson, SS; William Hillenbrand, B; Jim Howard, FB; Barry Johnson, LH; Darius Johnson, LB/DE; Lonnie Johnson, C; Toby Kerns, FB; Rod Lawson, S; Andy Liscinsky, C; Woody Moore, TB; Robert Niermeyer, RHB; Marcus Oliver, LB; Nate Ramsey, WB; Jim Summerall, SS; George Taliaferro, LHB; David Trinidad, WR; Trent Waters, LH; Darin Ward, LB; Andrew Wilson, RB

45

Duff Adams, LB; Mike Adams, LB; Steve Amick, TE; Aaron Ar buckle, LB; Jaimie Baisley, LB; Nick Barnes, CB; Winston Bedwell, E; George Bell, RHB; Tom Bolstad, LB; Armando Bustamante, WR; Dimitrius Carr-Watson, LB/FB; Dane Conwell, LB; William Daugherty, LH; Charlie Duffy, TE; Dave DeMuth, QB; Greg Farrall, OLB; Steve Filipowski, TB; Rex Fleming, FB; Derek Force, DE; Greg Fox, LB; John Ginter, FL; Eric Hickerson, CB; Ralph Huff, E; Willie Hunter, TB; Pete Isom, H; Victor Jones, TB; Ralph Lee, LB; Harold Legel, LH; Joseph Mills, LHB; Ricky Nooft, LB; Steve Obrenskay, HB; Lane Oxley, LB; Ted Pace, LB; Tim Reid, DB; Chris Reynolds, FB; T.D. Roof, LB; Ralph See, LB; Gene Sojka, LB; Alex Stscherban, FB; Ernie Thompson, TB; Andrew Turvy, LB; Trey Walker, TE; Dave Whitsell, LH; Sylvester Wilson, CB

46

Chuck Alexander, SS; Cam Bardwell, CB; Amundsen Barillaire, HB; Bryan Bobay, DT/DE; Lance Brown, DB; Rob Bouchard, FB; Bill Brusse, C; Tom Campbell, RH; Aaron Casey, LB; James Dewar, B; Dean Eickstead, TB; Howard Elliot, E; Brett Foltz, LB; Jim Helminiak, HB; Isaiah Jones, LB; John Kovatch, LB; Mike Larson, FS; Jerry Lewtich, FL; Jeff McBain, CB; Robert McNamara, RHB; Frank Petrick, E; Steve Porter, HB; Jake Powers, LB; Michael Radford, LB; Ben Raimondi, QB; Mike Replogle, LB/DE/FB; Tyler Replogle, LB; Bob Robertson, LH; Chris Roll, CB; Samuel Slusher, DB; Pat Smith, CB; Rob Sullivan, FB; Dick Waltz, HB; Jermaine Ware, CB; Aaron Warnecke, FS; Joe Winston, TB; Rex Wiseheart, G; Reggie Woods, LH

47

Albert Balika, HB; Wayne Benner, CB; Joseph Bodart, RHB; Orlando Brown, TB; Orlando Clemmons, TB; Ralph Davis, CB; Mike Deal, DHB; Mark Deming, DE; Taylor Donnell, TE; Mike Fulk, LB; Bernie Grunza, LH; Mark Hagen, LB; Markus Hardy, FL; Chase Hoobler, LB; Walter Jurkiewicz, C; Gene Johnson, TB; John Kerr, LB; Patrick Kraft, MLB; Brian Koenig, HB; Henry Krupa, C; Jerry Lee, SS; Robert McCray III, DL/OLB; Micah McFadden, LB; Bill Miller, HB; Ian Reeves, LB; Frank Rische, DRH; Charles Rogers, FB; Kyler Scott, K/P; Casey Smith, LB; Matt Surface, LB; JH Tevis, DL; Carlos Tipton, LB; Sidney Weiss, C; Andrew Wilson, LB

48

Marc Bailey, CB; Leon Beckum, LB; Mike Belu, LB; James Bomba, TE; James Brazier, RHB; Ben Cole, FB; Terry Cole, HB; Toby Cole, FB; Steve English, FS; Tom Erickson, FB; Drew Hagan, P; Matt Hansen, FB; Ty Harangody, TE; Jim Helminiak, TB; Paul Maier, LB; Steve Mooman, MG; Dart Ramsey, CB; Chris Roll, CB; Arthur Sandusky, LHB; Don Silas, LB; Kevin Smith, LB; Ted Smith, TB; Charles Steele, G; Scott Stephenson, LB; Omari Stringer, DL; Alfonso Thurman, LB; Anthony Turi, LB; Melvin Tyler, G; Van Waiters, OLB; Willie Wilson, CB; Robert Young, B

49

John Bartkiewicz, FB; Robert Brown, MLB; John Brozski, T; Milton Campbell, RHB/FB; Frank Canarecci, LB; Shane Cannon, LB; Jason Cartwright, LB; Griffen Dahlstrom, LB; Sam Daugstrup, TE; Alan Dick, SE; Richard Dilling, HB; Bill Eggebrecht, FS; Grant Gardis, LB; Greg Gooch, DL/LB; Steve Gornak, DE; Jim Howard, FB; Tobi Kerns, FB; Andy Liscinsky, C; Marc Longshore, CB; Gary Love, HB; Larry Luther, NG; Milford Marshall, HB; Tim McVay, SS; Kevin Nelson, LB; Madison Norris, DL; Fred Nye, T; Al Phillips, LB; Joe Potraza, DB; Isaac Price, LB/DL; Matt Riels, K/P; Darin Ward, LB; Cal Wilson, RB

50

Leonard Alford, G; Mel Becket, C; Joshua Brown, DL; Zach Carpenter, OL; Vernon Chelton, C; Colin Christopher, G; Lewis Cobb, B; Saute Dean, LB; Tony Farruggio, G; Harvey Freeland, HB; Steven Golebiowski, LB; Chuck Griffith, C; Mark Heidel, C; Steve Helmich, C; Al Horn, C; Art Lehman, T; Nick Linder, C; Michael Louthan, NG; Graham Martin, T; Jonathan Martin, C; Sio Nofogatoato'a, DL; Leonard Patrick, C; Jake Reed, OL; Doug Rhodus, C; Travis Rimmer, LB; Mike Roth, LB; John Sandberg, OL; Mike Sikora, RG; James Simpson, C; Joe Spillane, G; William Syantek, RT; Ron Vargo, C; Tom Weiler, LB; Jeff Wiebell, C; Edwin Weitecha, C; Aaron Windbigler, DT; Ted Worcester, C

51

Joe Amstutz, C; John Babcock, C; Mike Barwick, Jr., DL; Chris Bayh, MLB; Bill Brusse, C; Steve Canfield, G; J.C. Coffee, E; Dick Czerneda, C; Brian Finney, C; Joslin Goodman, LB; Greg Guy, LB; Parker Hanna, OL; Ryan Hawley, LS; Dirk Hines, C; Jack Holder, C; Evans Hughes, C; John Janzaruk, E; Kyle Kennedy, LB; Randy Kobman, LB; Kevin Kruse, LB; Patrick Lucas Jr., DT; Harold Mauro, C; Adam McClurg, LB; Joe Mills, C; Mackenzie Nworah, OL; George Parker, C; Tom Parker, C; Charles Rasmic, C; Ben Smith, DT; Jovan Swann, DL; Terrance Thomas, DL; Steve Tillery, LB

52

Tony Aloisio, C; Tyler Altman, LB; Reb Brock, OLB; Bill Brusse, C; Tyler Burgett, LB; Gary Eckert, G; Joe Grubish, C; Mike Hutsko, C; Shamar Jones, DL; Ken Kaczmarek, LB/G; Tom Kalert, LB; Paul Knipscheer, K; Arnold Knoerl, G; Fred Lauter, C; DeVondre Love, OL; Robert Patty, T; Geoff Poyle, C; Matt Rapanos, DT; Jeff Robinson, DE; Joshua Sales Jr., OL; Kayton Samuels, DT; Mike Scaletta, LB; Beau Schwegman, C; Jay Seib, C; Jarrod Smith, OL/DT; Donald Soukup, G; Arnold Steeves, C; Mark Stevens, C; Joe Tate, C; Bob Tillery, James Vessel, C; Don Wahl, T; Gene White, G; Jim Worstell, C

53

Bill Allen, C; Steve Applegate, C; Emile Bass, DT;

Brandon Bugg, LS; Mark Deal, C; John Dolan, C; Tim Dugan, G; Wayne Ethridge, C; Vince Fiacable, OL; Colin Frost, LS; Kevin Glaser, LB; Jamaruk Gorman, G; Archie Harris, E; Shawn Heffern, DL; Glenn Holubar, RLB; Ray Kurowski, C; Jerry Lotz, T; Nick Lysohir, C; Jon Martin, C; Larry Martin, G; Anthony Milazzo, C; Jim Miller, C; Brad Money, LB; Tim O'Connell, LB; Donnie Thomas, LB; Jeff Thomas, LB; Josh Ugoletti, LB; Fred Unger, C; Dave Zyda, NG

54

Walt Bomball, G; Ja'merez Bowen, DT; James Brinton, C; Tom Buck, LB; Tim Bugg, LS; Coy Cronk, OT; Dwight Gahn, C; Steve Georgakis, LT; Bruce Henderson, LB; Mike Ijams, G; Walter Jurkiewicz, C; Chris Lee, C; Garrett Libertowski, LB; Jamie Lukaszewski, LB; Patrick Mallory, C; Francis Oleksak, K; Karl Pankratz, LB; Dan Phillips, DE; Mark Ramsey, LB; John Rasmic, C; Dave Reda, C; Doug Schlereth, DT; Randy Smith, Richard Tackett, C; John Tavener, HB; Walter Thomas, C; Tom VanDyck, C; Bob VanPelt, C

55

Dan Bauer, NG; Brandon Bugg, LS; Rod Carey, C; Chris Clarke, SST; John Dolan, C; Ronnie Ferrari, C; Ernie Ferrario, C; Colin Frost, LS; John Giangiacomo, C; Cordell Gill, LB/G; Jamaruk Gorman, G; Willard Hansen, T; Jerald Hooker, C; Bob Jones, DT; Deonte Mack, DL; John Maycox, G; Michael McGinnis, LB; Jake Michalek, LB; Thomas Morehead, E; Caleb Murphy, OL; C.J. Person, DL; Ray Plain, C; Russ Richardson, DL; Jabar Robinson, LB; Jim Sakanich, G; Carl Smith, DE; Venson Sneed Jr., DL; Bob Stebbins, C; Robert Stevenson, T; Brock Strom, C; Chuck Sukurs, C; Howard Wright, T

56

B.J. Allen, G; Lorenzo Ashley, RT; Will Barak, G; Jodie Clemons, DE; Terry Colby, C; Frank Crossland, C; Joe DeFillippo, C; Dennis Edwards, OLB; David Fiegler, LB; Jason Gaines, OLB; Don Holland, LG; Mike Ijams, T; Andy Imes, LB; Geno Johnson, LB; Jack Kaminski, LB; George Karstens, C; Mike Katic, OL; Dan Kendziernski, RG; Dave Kinny, C; Ed Krulewicz, WSG; Mick Mangieri, DE/OL; Larry Martin, C; Bill McDonald, C; Phil Neuhaus, G; Patrick Oldham, OL; Noah Parker, LB; Mel Patton, MG; Stan Pfander, LB; Brady Shields, LB; Todd Smith, G; Dave Spungen, T; Gary Staab, C; Grayson Stover, OL; Jerry Sundley, C; Tom VanDyck, C; David Vaughn, SS

57

Pete Bachman, OL; Bernard Berger, C/G; Ken Berrick, LB; Craig Brinkman, LB; Arthur Buechel, C; Dan Bueter, C; Bob Cameron, G; Harry Crider, OL; Corby Davis, FB; Joseph DeFillippo, C; Ray Dumke, B; Dave Edds, G; Ernest Ferrario, C; John Fife, SSG; Tim Gardner, OL; Jon Goodin, G; Mel Grooms, RHB; Josh Johnson, LS; Matthew Karls, WSG; Jammie Kirlew, DE; Tom Lahey, DLT; Kyle Loebel, LB; Jeff Marx, G; Jason McWilliams, LB; Brad Mitchell, LB; Brad Myers, T; Charles Myers, WSG; Mark Rodriguez, DT; Bob Scharnowski, LB; Jeff Slabough, C; Dave Stuck, DT; Mike Stumpf, G; John Tavener, C; Bob Tillery, LB; Brian Tillery, T; Doug Warmbier, G; Kyle Warriner, LS; Tom Woodard, C; Ben Wyss, OL

58

Joe Black, C; William Buckner, FB; Steve Campagnoli, C; Josh DeWitt, C; Patrick Dougherty, DL; Vince Fisher, DT; Danny Friend, OL; Ross Frisbee, RG; Brad Gecina, SLB; Dennis Gedman, SSG; Joseph Guthrie, T; Chris Hofmeier, DT;

Rick Kominariak, LB; Jim MacLeish, WSG; Tyler McGuigan, OL/DL; Curt Mettam, LT; Kenneth Moeller, C; Matt Moses, OL; Bob O'Keefe, G; Michael Parmelee, LG; Pete Piccirillo, RG; Robert Roberts, LB; Steve Sanders, LB; Steve Schreckengast, DT; Tom Sfura, C; Duane Sizemore, G; Greg Svarczkopf, LB; Konrad Thomas, LB; Phil Trinter, T; James VanSlyke, C; Ted Verlihay, LB; John Weaver, C; Courtney Young, DT

59

Frank Ambrose, G; Mike Anderson, DT; Joe Cindrich, SSG; Larry Coleman, WSG; Salvatore DiPietro, LT; Eugene Drost, RG; Peyton Eckert, OT; Herschel Estridge, G; Herman Fowler, DE; Keith Gerst, C; Cleo Harbison, LB; Chris Holder, DE; Dennis Jeray, WST; Dick Kadish, DT; Gavin McCabe, OL/DL; Michael Mihelic, G; Mark Naaman, LB; Garon Oseff, T; Clem Pantalone, RG; Joe Polce, C; Ray Poponyak, T; Dave Prugh, DT; David Ray, C; Mike Reiter, OL; Gayle Robinson, LB; Pat Ronzone, B; Don Schanz, G; Paul Schwartz, C; Kevin Speer, C; Bill Sullivan, DRG; Greg Svarczkopf, LB; Jack Trainor, OL

60

Trevor Abbs, T; Gary Autry, G; Joseph Bick, LG; Bob Boak, RG; John Bochnicka, G; Cleveland Brooks, G; William Buckner, LT; J.C. Coffee, G; Daniel Coughlin, RG; Bob Crable, G; Don Croftcheck, WSG; Richard Cyphers, T; Dalton Davis, OL; Dave Edwards, LB; Benny Fioritto, G; Justin Frye, OL; Jerry Grecco, DT; Bill Kerr, G; Max Longman, OL; Tom Lukawski, G; Will Matte, C; Gordon May, G; John Maycox, C; Troy Newton, G; John Olmstead, G; Dan Piercy, NG; Joseph Postulka, G; Jody Rogers, NG; Bob Vecchio, SSG; Craig Walls, LB; Pete Weber, G; Henry Whitfield, G; Stu Williams, DT

61

Chris Ahlfeld, OL; Richard Barnhart, LG; Robert Battaglia, LG; Ronald Battreall, LG; Dan Boarman, G; Steve Canfield, G; Frank Coufalik, SSG; Dennis DeBlasis, WSG; Mike Eikenberry, G; Nate Evans, C; Sheldon Gayle; Troy Harker, T/G; Amonte Hollomon, LB; Ira Judge, SSG; Ken Kaczmarek, LLB; Kevin Kelly, LB; William Kincaid, T; Ethan Linn, T; Loren Malby, LT; Chris Mann, C; Sam McGee, G; Tom McKinnon, T; Tim Mills, G; Jason Neel, LB; Anthony Oakley, G; Robert Ravensberg, DE; Mike Saban, G; Cal Snowden, DE; Jason Stealy, G; Rod Swartz, G; Ricky Tams, OL; John Taylor, G; Derrick Toran, OLB; Mike Wilcox, G; Ben Wyss, OL

62

Leonard Alford, G; Bill Bergman, DRG; Melvin Branch, SSG; William Bringle, G; Charles Brown, RG; Greg Brown, DT; Howard Brown, G; Frank Ciolli, LG; Nathan Cornett, DT; Doug Dove, SSG; Ralston Evans, OT; Joe Fitzgerald, LB; Larry Galofaro, RT; Jim Hannon, G; Dave Hightshue, SSG; Bill Holder, RG; Tom Houts, LB; Greg Jenkins, OL; Dane Kemp, DT; Brandon Knight, OT/TE; Cameron Knight, OL; Fred Lautar, G; Jordan Marquette, OL; Gordon May G; A.C. Myler, T; Robert O'Keefe, G; Richard Parobeck, G; Anthony Pecoraro, G; Pete Piccirillo, RG; Al Rucinski, B; Dave Stuck, T; Dave Szabo, G; Matt Szymakowski, G; Terry Tallen, LB; Lloyd Tighe, LG; Alex Trombetta, SSG; Ralph Wagner, LG; E.G. White, G

63

Bob Battaglia, WSG; Jay Cantwell, G; Dave Cook, C; Doug Crim, G; Rich Delsanter, G; Don DeSalle, G; Brian Finney, C; George Fowler, B; Richard Haiston, RG; Howard Hamilton, RG; John

Hammerstein, DT; John Johnson, WSG; Jeremiah Kellam, OL; Pete Kornyak, G; Charles Leo, RG; Tyler Lukens, OL; Mike Marchewka, MG; Larry Martin, RG; Ronald Mikulla, WSG; John Morgan, G; Casey Nowinski, LB; Milton Owens, OL/DL; Jerry Paige, T; Tom Schuette, RG; Lawrence Usher, E; John Wade, RG; Doug Warmbier, G; Steve Weissert, G; Gene White, G

64

Nick Abruzzo, T; Joe Balabon, RG; Fabiene Boone, DE; Al Bragalone, G; Mike Budney, DT; Randy Cate, LB; Breandan Conley, LB; John Connors, LT; Adam Del Rio, LB; Charles Dixon, WSG; Ken Ellis, WSG; Robert Harbison, RG; Brian Harshman, DT; Shawn Heuchan, G; Mike Hohl, DT; Don Howell, LG; Gene Jeric, G; Mark Johnson, DT; Bill Jones, T; Tom Meadows, SSG; Lamar Mills, DT; Chris Morris, T; Mike Napoli, DT; Tim Radtke, G; Collin Rahrig, OL; Robert Ricketts, G; Ghaton Ross, T; Bob Russell, LG; Pete Saxon, OL; Dean Shumaker, G; Bill Sparhawk, G; Race Stewart, DL; Steve Williams, DE; Joseph Zuzga, G

65

Gerhard Ahting, T; John Allen, G; Frank Ambrose, G; Dan Camplese, RG; Terry Colby, G; Larry Coleman, SSG; Marc Damisch, OL; Joe Dedic, G; Joe Doggett, G; Tim Dowdell, G; Grant Gardis, G; Bob Geers, DT; Matt Genasci, G; Jeff Goldin, G; Jim Graessle, T; Ted Karras, RG; Jeremiah Kellam, OL; Lou Kollias, LG; Joe Kremer, DL; Jeff Lemirande, G; Francis Lironis, G; Dave Martin, WSG; Louis Minelli, RG; Kenneth Moeller, C; Mike Mondovics, LG; Al Nowak, G; Larry Olsen, DRG; George Parker, C; Mickey Parmelee, RG; Michael Rabold, G; Wes Rogers, OL; Jeff Sanders, OL; Carter Smith, OL; Matt Snyder, G; Charles Steele, G; William Stevens, T; Robert Such, LG; John Wade, G; Robert Walther, G; Pete Weber, G; Keith Whittock, DT; Lou Zobrosky, G

66

Claarence Bauer, G; Carmen Bencivenni, SSG; Aaron Bern, OL; James Broyles, G; Elvin Caldwell, WSG; Sam Congie, RG; Rocco DeCicco, LB; Troy Drake, DT; Don Evans, G; Jack Francis, G; Thomas Hall, LG; Rick Ishida, MG; Danny Marr, DT; Dennis Mills, MG; Keith Morran, G; Charlie Murphy, LB; Josh Perich, LS; Jeff Phipps, DE/G; Aaron Price, OL; Aidan Rafferty, OL; Bob Riley, T; Edward Roth, T; Lance Royer, WSG; Joe Sweeney, G; Chris Voltattorni, OL; Dean Vonderheide, G; Casimir Witucki, G

67

Oree Banks, LG; Gene Battreall, G; Kahlil Benson, OL; Barry Boulanger, WSG; Angelo Burrelli, G; Toby Coffey, LB; Bryan Cooper, T; Willie Davis, T; Russell Deal, RT; Pat Egan, G; Cody Faulkner, OL; Dan Feeney, OL; Jamil Frink, DT; Rin Grossman, QB; Richard Haneline, LLB; Jim Hannon, G; Richard Huffman, T; Kaye Hutsell, G; Benyard Jones, DT; Mark Kaiser, DT; Brian Koch, G; Tom Kruyer, G; Rob Kwietnik, MG; Christian Love, DL; Craig Marks, T; James McGuire, B; Pat McShane, OL; Dennis Mills, C/T; Eric Moore, C; Carl Nestor, G; Don Noone, SSG; Vincent Oliver, B; Robert Patty, T; Mike Pierce, DE; Ralph Poehls, SSG; Mark Rodriguez, G; Jim Shuck, G; Joel Stubblefield, DE; Danny Thomas, G

68

Walter Bartkiewicz, G; Scott Becker, T; Jeremy Belcher; Mike Brown, DT; Gary Cassells, LG; Jason Czup, DT/DE; Daryl Drummond, C; Bernard Feigen, G; Jason Fryer, DT; George Heaton, G;

Jack Hienton, DT; Mart Hoagland, LG; Al Hodor, G; Brandon Joyce, G; David Kaminski, OL; John Karlowicz, LG; Mike Keyser, G; Hunter Littlejohn, OL; Jack Love, E; Dennis Martin, WSG; Graham Martin, T; Jack Martin, B; Chris Matteo, G; Joe Moore, RG; Pat Nutz, G; Marc Powell, S; James Rapp, WSG; Russ Richardson, DL; Henry Robbins, G; Colin Rodkey, OL; Ken Schermer, E; Denver Smith, MG; Mike Stark, OL; Jason Stealy, G; Nick Stellavato, WSG; Ken Strakis, DT; Ted Verlihay, LG; Mike Visnich, DE; Andy Waller, T; Jim Wersky, G

69

George Batalis, G; Marsh Blackburn, G; Bob Boak, SSG; Bob Cameron, G; Lyle Carlson, T; Tom Cousineau, LG; Carl Dougherty, T; Sean Edmundson, OL; Gavin Everett, DE; Derek Frye, DL; George Gianakopoulos, T; Robert Haak, T; Bill Holder, SSG; Bill Hyden, DLG; Mark Kaiser, DT; Ted Karras, RG; Jeff Kovedy, C; Chris Lowery, OLB; Craig Marks, DT; John Mecklenburg, G; Mick Menter, DT; Bill Paulus, G; Mike Pierce, G; Edward Pihonsky, G; Randy Schneider, T; Peter Schulz, OL; William Smith, RT; Mark Snyder, T; Rocco Tarsitana, RG; Brett Taylor, T; Alex Todd, DT; Jim Trimble, T; Mike Visnich, DT; Mike Wasdovich, WSG; Jim Werskey, T; Dick Wheelwright, LG

70

Ramon Alexander, E; Jacob Bailey, OL; Bill Bergman, DRG; Ed Bosak, RT; Jason Carroll, DT; Ron Collins, DT; Troy Conley, T; Bob Crable, T; Enoch DeMar, G/T; Robert DeMarco, RT; John DeVries, DT; Tim Eckert, T; Charlie Emerson, OL; Paul Graham, B; Luke Haggard, OL; Russell Harrell, B; Albert Haywood, DT; Paul Hearn, OT; Ken Holbert, DRT; Allan Horn, C; Ed Ivanyo, T; Bob Johnson, T; Lester Johnson, RT; Bill Jones, T; Kevin Kelly, NG; Doug MacGillivray, RG; Thomas Meadows, SST; Tim Mills, T; Charles Nickliss, B; James O'Connor, LT; Justin Pagán, OL; Dan Rhoden, T; John Roper, RT; Wayne Sadowski, SST; Tom Sfura, C; Jim Shuck, C; Joe Simmons, T; Gerry Spahn, T; Alex Trombetta, SST; Lucky Wallace, C; Don Wood, RT

71

John Andrews, T; Delroy Baker, OL; Bobby Brandt, T; Frank Coufalik, SST; Salvatore DiPietro, RT; Phil Dykstra, T; James Evans, OL; Tom Gallagher, LT; Jim Graessle, T; Steve Gornak, G; Luis Hernandez, DT; Chris Hofmeier, G; Randy Holtz, G; Evans Hughes, WST; Bill Ivan, OT; Jeremy Johnson, T; Edward Judge, DL; Carl Kirkpatrick, RT; Oscar Lange, B; Jim Logan, G; Doug McCoy, G; Gerald Michko, T; Jerry Morrical, LT; Ed Morris, WST; Robert O'Connell, C; Patrick Oldham, OL; Joe Pawlitsch, DT; Alex Perry, OL; Melvin Piontkowski, LT; Gus Psaltis, T; Chris Smith, T; Dan Spencer, DT; Glen Spinks, G; Ernest St. Jacques, LT; William Svyantek, T; Terrance Thomas, DL; Carl Varner, T

72

Charles Armstrong, LT; Tim Atwood, SST; Derek Barnett, DE; Tom Bove, T; Dave Bradley, E; Henry Dzienslaw, E; John Erickson, RT; Chuck Gannon, T; Andrew Greene, G; Charles Hurlay, G; Chris Jahnke, C; Bob Kirk, T; Joe Kostka, G; Charles Leo, WST; Nick Luce, OL; Andrew McDonald, OL; Greg McGuire, DT; Gerald Michko, T; Chad Miller, DT; Todd Oberdorf, T; Rock Osmon, WST; Doug Peacock, T; Jesse Phillips, G; Pete Piccirillo, T; Dylan Powell, OL; John Scipicea, T; Tim Shickell, DT; Robert Skoronksi, RT; Ray Slampyak, RT; Russell Sloss, C; Simon Stepaniak, OL; Joe Sutor, OLT

73

Gerhard Ahting, T; Craig Atkins, T; William Bammer, B/T; Dan Bassett, E; James Brewer, OL; Howard Brown, LG; Russell Burns, LT; John Dailey, T; Paul Falduto, LT; Moses Gray, SST; Dave Greene, DRT; Shawn Harper, T; Brandon Hatcher, DT/OL; Fred Huff, T; Harry Jagielski, RT; John Johnson, WST; William Jones, T; Ron Klenoski, T; Ron Lewellen, SST; Paul Mandina, DT; Joseph Matesic, LT; Jon Mills, DRT; Clifton Payne, DT; Frank Piwarski, DT; Bob Sikora, T; Chris Simons, T; Dan Spore, G; Bernard Taylor, OL; Andrew Washington, T; Tim Weaver, OL; John Widaman, E; Bill Wood, T

74

John Cleveland, WST; Pita Elisara, T; Charlie Chapman, OL; Mark Filburn, G; Joe Gall, T; Josh Hager, OL; Walt Harris, DT; Steve Heavyside, T; DeAndre Herron, OL; James Hickam, T; Nate Hoff, DL; Jack Janney, SST; John Jones, DLG; Conney Kimbo, LT; John Kokos, T; Chris Liwinski, OL; Bray Lynch, OL; Chris Mangiero, C; Nick Marozas, OL; Gerald McDonald, RT; Daniel McGrath, LT; Curtis Mettam, LT; Scott Montoya, DT; Craig Osika, C; Charles Peal, T; Wilfrid Rawl, T; Pete Russo, T; Al Schmidt, T; Mike Sikora, RT; Butch Smith, DT; John Sungail, T; Pete Tabaka, DT; Adam Tingle, OL; Randy Willhite, LB

75

Kevin Allen, T; Ian Beckles, G; Randy Beisler, DL; Nate Borden, RT; Jason Boyd, T; Steve Georgakis, LG; Rich Goyer, OT; Damon Gregory, DT; Adam Hines, OL; Daniel Holland, RT; Peter Iacino, T; Larry Jameson, DT; John Johnson, WST; Jim Kerekes, WST; Ted Lukachyk, T; Mike McCord, G; Eric Moore, T; Joe Moore, WST; Stone Ohaufi, C; Gregg Orth, SST; Mike Otto, G; Mike Rabold, LT; Richard Rehm, T; Doug Rhodus, LT; John Roper, T; Ed Sidwell, LT; Nicholas Sliger, DT; John Smith, G; William Smith, LG; Bob White, DT; Arik Wolf, OL

76

Victor Allotey, OL; Doug Bailey, G; Ken Ball, DT; Matthew Bedford, OL; William Bird, T; Bill Bringle, G; Elmer Burton, DE/DT; Charles Campbell, WST; Russ Compton, DT/MG; Nate DeArmond, G; Dave Easterly, NG; Cody Evers, OL; Mike Field, LT; Ed Harsen, T; Charley Hurley, RT; Chris Jahнке, G; John Jereck, LT; Chris Jones, T; Robert Joseph, T; Kent Landefeld, LT; Steve Lasher, T; Jason Mack, C; James Marck, LT; Wes Martin, OL; Jesse McCune, T; Dan McGrath, LT; Tom Moorehead, LT; Phil Neuhaus, G; Jesse Newkirk, T; Ralph Poehls, WST; Rodger Saffold, LT; John Scipceas, T; Isaac Sowell, T; Dave Spungen, T; Ken Strick, DT; Alex Trombetta, SST; Rod Walden, DT; Richard Zoll, SST

77

James Barker, SST; Bo Barzilauskas, DT; Carl Barzilauskas, DT; Dimitric Camiel, OT; Sam Congie, T; John David, DT; Bruce Davis, WST; Willie Davis, T; John Debbout, DT; Bob Gergely, RT; Josh Hager, OL; Steve Heuser, T; Caleb Jones, OT; David Knowles, T; Joseph Kruzan, LT; Tom Maher, RT; Kenny Love, DT; Mike McCord, T; Chad Milley, C; Brad Myers, T; Alex Perez, DT; Ted Ross, LT; Joshua Sales Jr., OL; Don Shradar, G; Jay Sieb, T; Jeff Slabaugh, SST; Joe Sowinski, RG; Glen Spinks, T; Sam Talarico, T; Phil Trinter, T; Jacob Wagner, T; Lloyd Wagnon, LG; Ron Zilkowski, T; Robert Zimny, T

78

Edward Bell, T; Britt Beery, OL; Scott Boatman, C; Steve Brown, T; Joseph Checkley, RT; Doug

Crusan, RT; Jerry Dempsey, T; Dale Dumke, SS; Charles Emerson, DT; Larry Essennmacher, LT; Tom Freeze, LG; Joseph Gall, T; Robert Gergely, SST; Ernest Ghezzi, G; John Goldsberry, RT; Jim Haas, WST; Berry Handley, T; George Heaton, T; Paul Herron, T; Steve Heuser, T; Jack Hoffman, DT; Bob Iatarola, T; Cooper Jones, OL; Arthur Lehman, T; Craig Roeben, T; Al Sabol, T; Matt Shelley, OL; Bill Sparhawk, T; Carl Spitaleri, T; Jason Spriggs, OT; Clay Stuart, T; Doug Swafford, T; Kyle Thomas, OL; Clay Williams, T; Dennis Zeigler, OL

79

Scott Anderson, OL; Khalfani Banks, OL; Doug Baumgarten, T; Matt Bomba, DT; Wayne Brusewitz, LT; Bob Corrigan, SST; Mark DiSalvo, DE; Joe Doggett, T; Dennis Evans, T; Cody Faulkner, OL; Marlon Flemming, DT; Jeff Fryar, T; Bill Geiger, T; Anthony Grigutis, WST; Lin Henderson, RT; Mike Ijams, T; Dan Jackovich, T; Chris Jones, NG; Joseph Kempf, T; Conney Kimbo, LT; Dave Knowles, DT; Frank Koufalik, WST; Arthur Lehman, T; Don Luft, E; Steve Moorman, DT; Brendan Moriarty, SST; Charlie O'Connor, OL; Ralph Poehls, WST; Dennis Rose, DT; Frank Smith, T; Bob Sobczak, RT; Rick Spickard, T; James Trimble, T; Vernon Wright, SST; Richard Zoll, LT

80

Sam Addison, WR; Chris Banks, WR; Tom Bilunas, DE; Greg Brooks, WR; Charley Byrnes, WR; Ken Carpenter, SE; Gary Cassells, DRE; Robert Corrigan, RE; Connor Delp, WR; Mark DiSalvo, LB; Jerry Dorsey, WR; Neal Faller, T; Chris Finley, CB; Mark Fishel, SE; Chris Freeman, K; Charles Garmong, E; Ray Grasch, WSE; Robert Gwin, E; Andre Hall, CB; Travis Haney, WR; Ted Hasapes, LE; Tom Keenoy, TE; Deron Kintner, TE; Paul Kurchuris, SSE; Miles Marshall, WR; Joe Moore, RG; Louis Pinnoch, DE; John Popka, E; Ronald Rauchmiller, LT; Rob Ryzewski, LB; Tom Templin, SE; Ian Thomas, TE; Emil Uremovich, T; Gene Wallace, LE; Sean White, LB; Dorian Wilkerson, WR; Euell Wilson, WR; Logan Young, WR

81

Tony Aloisio, RE; Lars Anderson, TE; Ted Aucreman, WSE; John Aveni, RE; Willie Bates, LB; Donald Bonomo, LE; Bobby Brandt, TE; Charles Chesbro, E; John Congdon, E; Gary Cooper, WR/TE; Ken Crase, WR; Jack Crouch, E; Tandon Doss, WR; Ty Fryfogle, WR; Jordan Fuchs, TE; Al Gage, TE; Greg Guy, TE; Dave Harangody, TE; Ryan Hartman, WR; Bob Kizer, TE; Rhett Kleinschmidt, WR; Paul Kobulnicki, RE; Ernie Kovatch, LT; Willie Middlebrook, SSE; Lou Mihajlovich, RE; Keith Morran, TE; Larry Morwick, DE; Mike Napoli, TE; Robert Ricketts, E; Tony Rocco, WSE; Brady Simmons, WR; Trent Smock, WR; Damian Swain, WR; Joe Tracz, TE; Phil Tremaine, WR; Terrance Turner, WR; Dwyce Wilson, WR

82

Dewey Alverson, RE; Bradley Archer, TE; Joe Bartkiewicz, RE; Justin Berry, WR; Brad Bostic, TE; Greg Bowen, FS; Tim Capen, WR; Francis Carter, RE; Caleb Cornett, WR; Hugh Craton, RE; David Day, WR; Kendrick DeKoning, OLB; Mark Deming, TE; Charles Dillard, LE; Richard Frank, E; Jim Grubaugh, C; James Hardy, WR; Christian Harris, WR; Robert Hatfield, E; John Heaton, WSE; Greg Hobbs, WR; Allen Jackson, LB; Logan Justus, K; James Kirwan, DT; Dave Lijja, TE; Ed Maguire, DE; William Mitchell, RE; Keith Morran, TE; Dre Muhammad, WR; Edward Nemetz, LE; Tom Padgett, TE; Pete Pihos, E; Roosevelt Robertson, WSE; Michael Robinson, WR; Tom Schwartz, E;

Mark Smythe, DT; Dan Spahn, E; Dan Spencer, T; Luke Timian, WR; Tom Trainer, WSE; James Wallace, LB; Sylvester Wilson, FL; Robert Zoll, TE

83

Kenny Allen, WR; Jerry Anderson, E; Lorenzo Ashley, SSE; Jamie Barber, FS; Ted Bolser, TE; Francis Carter, RE; Mike Clark, SE; Norman Craft, E; Kris Dielman, TE/DL; Taylor Donnell, TE; Austin Dorris, TE; Mike Eikenberry, DE; Patrick Fellinger, LE; Tate Harbottle, LB; Frank Hoppe, LE; Ed Kalupa, TE; Bob Kizer, TE; Ted Kluszewski, E; Tom Krueyer, DE/G; Matt O'Neal, TE; Dan Powers, TE; Bill Quinter, WSE; Steve Rohe, DE; James Snieddecki, LB; Chris Swartz, WR; Frank Torak, E; Paul Walker, E; Sean White, OLB

84

John Aveni, LE; Robert Bass, OLB; Jeff Beaton, OLB; Jason Boyd, TE; Jamonne Chester, WR; Rod Coleman, TE; Bill Couch, SE; George Edgar, TE; Matt Ernest, WR; Danny Friend, TE; Ken Gipson, TE; Gary Gooden, WR; John Gorkis, E; Don Henry, E; Turon Ivy Jr., TE; Edward Kane, RE; Pat Kerin, TE; Jim Kinner, G; Scott Kusiak, WR; David Lewis, WR; Bill Malinchak, WSE; Brown Marks, DL; Dave Martin, SSE; Steve Mastin, TE; Randy Maxwell, TE; Jonah Morris, WR; Jack Nash, E; John McNulty, RE; Ron Miller, RE; James Moss, E; Bill Peterson, WR; James Peterson, E; Roy Pratt, WSE; Frank Prosek, SSE; El Rasheed, DT; James Robertson, LE; John Robertson, RE; Edward Roth, T; Kees Scarff, WSE; Aaron Steinfeldt, TE; Bob Stephenson, TE; Jacob Wagner, OL; Jerry Wiseman, DE

85

Tony Abraham, LB; Stephen Anthony, TE; Matt Bomba, OLB; Lou Christofoli, OLB; Michael Cooper, TE; John Debbout, DE; Bob DeStefano, WSE; Mark DiSalvo, DE; Brian Faires, DE; Robert Fee, LE; Douglas Fery, SSE; Doug Finlayson, SE; Rich Goyer, TE; Brian Hammermeister, WR; John Heaton, K; Jim Kerekes, SSE; Ralph Kinsey, TE; Ben Klusmeyer, TE; John Koenig, TE; Alex Kummick, OLB; Scott Kusiak, WR; Thomas Lewis, WR; Charles Love III, WR/TE; Lance Malott, OLB; Willie May, LE; Mike Miklozek, TE; Anthony Miller Jr., TE; Ron Miller, WSE; Kent Myers, E; McCall Ray, WR; Mike Ross, TE; Matt Rohan, TE; William Uecker, RE; Ryan Watercutter, TE; Tom Weidenbenner, TE; Sam Winston, LE; John Zuger, LE

86

Abe Addams, LE; Mark Ames, LB; Cliff Anderson, E; Ed Beaman, DE; Craig Brinkman, TE; Richard Bruenoehler, E; Matt Buchholz, TE; Damien Chaubert, LB; Earl Faison, SSE; Brody Foley, TE; Delnor Gales, LE; Joseph Gedeon, P; Paul Haan, WR; Casey Haines, TE; Marqui Hawkins, WR; Peyton Hendershot, TE; Virgil Horne, SSE; Tim Jordan, TE; James Kerins, E; Daniel Knox, WR; Charles Mallory, LB; Mike Marchewka, TE; Brad Martin, TE; Bill McCaa, DE; Tom McKinnon, TE; Scott McNabb, TE; Chandler Miller, WR; Leroy Moon, LG; Alan Myszewski, TE; Larry Napolitan, E; Paul Phillips, TE; Michael Robinson, WR; Tyke Spencer, WR; Joe Sweeney, TE; Jeff Tonner, SE; Steven Westover, TE; Guy Wheeler, SE; Bernard Whittington, DE; Terry Woodburn, FL

87

Rob Allan, TE/LB; Eddie Baety, WR; Stephen Baxter, WR; Robert Curly, SS; Gene Dahlin, SE; Dave DeMuth, SE; Bob Fiorini, WSE; Stoner Gray, CB; Aaron Halterman, TE; Dave Hoehn, DE;

Frank Hoppe, E; Al Kamradt, TE; Pat Kane, E; Len Kenebrew, WR; Nick Lysohir, QB; Joe Maglish, LE; Tom Moorehead, LT; Dave Mounts, SSE; Mitchell Paige, WR; Matt Parker, TE; Reele Reed, E; Terry Saunders, TE; Glen Scolnik, WR; Bill Seach, SSE; Dick Silverthorn, RE; Frank Skoronski, LE; Kenny Smith, E; Al Thurman, LB; William Uecker, E; Troy Wagner, TE; Guy Wheeler, WR; Aaron Williams, DE; Winston Williams, WR; Michael Ziemba, DE/OLB

88

Sam Addison, WR; Lloyd Anderson, SSE; John Andrews, TE; Bill Armstrong, SE; AJ Barner, TE; Damarlo Belcher, WR; Calvin Bell, OLB; Stephan Benson, WR; Justin Berry, WR; Brad Bomba, RE; Shaun Bonner, TE; Anthony Corsaro, TE; Spencer Cummings, LB; Dick Deranek, RHB; Jon Eickstead, DLE; Dereck Foree, DE; Mike Friede, SE; Trent Grant, OLB; Ross Hales, TE; Ted Hasapes, E; Robert Inerra, LE; Pat Kerin, TE; Bob Lawrence, RE; David Lewis, WR; David Little, WR; Bob Long, SE; Ken Long, SE; Sterling Mintzer, TE; Dan Piercy, DT; Nick Sexton, TE; Ed Sidwell, T; Doug Swafford, TE; Harry Tallon, E; Aaron Udler, TE; Dick Wervey, SSE, Sam West, TE

89

John Aveni, E; Matt Bjorson, TE; Don Bonomo, LE; Chad Campbell, LB; Bill Couch, SE; William Driver, LE; Doug Dunlop, DLE; Howard Elliot, E; John Gorkis, RE; Duane Gunn, WR; John Hanahan, S; Tom Hanson, OLB; Greg Harvey, TE; Joe Johnson, TE; Camden Jordan, WR; Rudy Kuechenberg, SSE; Ron Kvietkus, DT; Harold Legel, E; Nate Lundy, FL; Aaron Mobley, DB; Donald Nymberg, LE; Tim O'Conner, WR; Bill Olsavsky, SSE; Craig Osika, TE; Tony Persichetti, TE; Alvin Peterson, E; James Rahman, LE; Peter Rubinelli, E; Chris Rudanovic, TE; Merritt Smith, E; Steve Sparks, FL; Eric Stolberg, SE; Dan Thompson, TE; Clarence Todd, CB; Darin Ward, TE; Mike Winslow, DE; Brian Zematis, DL/TE; Mike Ziarko, LB

90

Nick Abruzzo, DE; Jeremy Belcher, DT; Walter Caine, RE; Chris Cook, TE; Aaron Del Grosso, K; Jim Dowdle, WSE; John Erickson, LT; Charles Fitzgerald, DT; George Gibbs, RT; Andy Halterman, TE/LB; Juan Harris, DL; John Hobson, WSE; Kay Hutsell, T; David Kenney, DE; Bill Manolopoulos, K; Chris McCoy, DT; Marshall McCullough, DE; Chris McLaughlin, TE; Todd Newman, DT; Sione Othuaifi, DL; Mel Parker, G; Geoff Poyle, NG; Dick Proffitt, SE; Jake Reed, TE; Vince Shay, DE; Jared Smolar, K; Ozie Sparks, LB; Rick Spickard, TE; Rob Sullivan, TE; Harry Tallon, RE; Eric Thomas, DL/TE; Pete Thom, TE; Mike Winslow, TE

91

Michael Angelo, DT; Bill Baker, DT; Rashaan Baskerville, DT; Jeff Boyd, DL; William Buckner, LG; LeDarrus Cox, DT; Terrance Dawson, DL; Matt Dooley, LG; Doug Dove, SST; Nick Ford, K; Ken Fournier, SSE; Jeff Fryar, DT; Steve Gobert, LB; Tom Hilligoss, DLE; Dan Kobi, LB; Chris Merritt, CB; Melvin Parker, G; Jeremy Passmore, DL; Nathan Rabideau, WR; Eli Radke, DE; Jacob Robinson, DL; Jim Sams, NG; Rob Schmit, DT; Steve Schreckengast, DT; Derreck Shaw, DE; Rick Stover, TE; John Taylor, G; Pete Vanderzeyde, RE; Alan Voorhis, DLE; Harvey Wenz, RE; Vernon Wright, WST

92

John Allen, TE; Jerry Anderson, SSG; Ken Ball, MG; Dwain Bingham, G; Barry Bronson, DL;

Alfred Bryant, DE/OLB; Marcus Burris Jr., DT; John Carlson, T; Christopher Cormier, DT; Bob Fiorini, WSE; Richard Frank, LE; Curt Goode, TE; Steve Gornak, G; Paul Gresk, LB; Nolan Harrison, DT; Kenny Kendal, DL; Dan Krivoshia, LE; Al Leake, DT; Greg Middleton, DE; Lamar Mills, DE; Griffin Oakes, K; Bernard Pokrzywinski, SSE; Matt Quigley, OLB; Kemp Rasmussen, DT; Justin Rayside, DE; Mark Snyder, T; Dan Stryzinski, P; Joe Sweeney, DE; Chase Wyatt, H

93

James Barker, DLT; Roger Bir, DT; Charles Campbell, K; Nick Campos, P; Jerry Clarke, DT; Charles Dunn, T; Charlie Emerson, DL; Tom Fisher, T; Ralph Green III, DL; Robby Harrison, DT; Michael Hines, P; Roland Inskip, SSE; Fred Jones, DL; John Jordan, DE/DT; Randy Lawson, DT; Charles Leinenweber, WSE; John Lumpkin, DE; Jerry Madlung, DT; Hurvin McCormack, DT; Mike McCurry, DT; LeShaun Minor Jr., DL; Adewale Ogunleye, DE; Marc O'Malley, DT; Mike Ross, TE; Keith Smith, DT; Gene Sojka, LB; Ralph Wagner, LG; Henry Whitfield, G; George Wortley, SE; Ron Zilkowski, DT; Robert Zoll, SSE

94

Victor Adeyanju, DE; Lloyd Beach, SSE; Tony Brown, DE; Fabienne Boone, DL/TE; Jim Cocanour, SE; Javon Cornley, DL; Sean Damaska, TE; George Doehla, DE; Demarcus Elliott, DT; James Evans, P; Jim Hudson, MG; John Hynes, DT; Verlin Jackson, RG; Josh Johnson, LB; David Kinniry, LB; Alan Latshaw, DE; Carlos Marte, TE; George McElhaney, E; Roger Murray, DE; Bill Simon, LB; Corey Taylor, FB; Haydon Whitehead, P; Marty Young, MG

95

Doug Bailey, DE; Richard Barnhart, G; Charles Beauchamp, DE; Eric DeBord, DE; Dave Edds, DE; Christian Englum, TE; John Fife, WSG; Bobby Garrison, WR; Troy Grosfield, K; Pete Hall, DE; Walt Harris, DT; Benyard Jones, DT; Don Jones, DE; Walt Jurkiewicz, DRE; Joe Kremer, DT; Dan Marr, LB; William Mitchell, RE; Sean Nelson, DE; Louis Pinnock, DE; Bobby Richardson, DL; Bob Riley, DE; Lee Rose, LB; Jeff Sanders, TE/LS; Terry Smith, WR; Richard Sprau, DRT; Rob Swartz, T; Brandon Wilson, DL; Arik Wolf, DL; Sean Wracher, LS

96

Kyle Badgley, P; Chris Beatty, DL; Philip Bliidi, DT; Yeronimo Ciriaco, DT; Mike Cross, G; Mark DiSalvo, LB; Victor Furiga, G; Frank Hoppe, LE; Brian Hunnicut, DT; Shamar Jones, DT; John Laihinen, DE; Arnold Marshall, WSG; Derrian Meminger, DL; George Milligan, DT; Caleb Murphy, OL; Jim O'Rourke, T; Bill Pipp, DE; Clarence Price, DE; Alejandro Quintero, P; Mark Rogers, K; Rick Sramek, DE; Trevor Wilmot, LB; Arik Wolf, DE; Richard Zoll, RT

97

Cliff Adams, WST; Chuck Allen, DT; Bill Baker, DT; Larry Black, Jr., DT; Keith Burrus, DT; Gordon Bramel, DT; Lyle Carlson, DT; Derrick Daniels, OLB; Willie Davis, DT; Dan Godsil, LS; Jordan Heiderman, DT; John Herich, DRE; Bill Holder, DRG; Martin Lapostelle, MLB/DL; Steve May, OLB; Larry McDaniel, DE; Matthew McGrath, TE; Jim Merrell, Jaxon Miller, LS; DE; Ray Newman, LG; Andy Novak, TE; Matt Prusiecki, P; Eli Rasheed, DT; Tramar Reece, DE; Bob Spicer, DE; Brent Tisdale, DE; Bill Wolfe, DT

98

Jim Bunning, DE; Kevin Burrus, DT; Mike Conti, RT; Nathan Davis, DE; Gary Donatelli, DT; Dennis Edwards, DE; Curt Goode, DE; Jerome Johnson DT; Cooper Jones, DL; Darius Latham, DT; Mike McCroskey, DHB; Andy Novak, TE; Darrell Oakley, MG; Tim O'Connell, LB; Bill Perry, SE; Adam Replogle, DT; Dominique Smith, DT; Terry Smith, WR; Daniel Stryzinski, P; Kyle Thomas, OL; Louis Urbancic, TE; Wendell Vance, RT; Mike Vismich, DE; Todd Walker, FB; Tom Weidenbenner, OLB

99

James Atkins, DL; Derek Barnett, DE; Emile Bass, DL; Doug Bates, OLB; Ken Berrick, LB; Matt Bomba, DT; Ernest Burnett, DT; Chris Burtis, G; Dan DeCraene, DG/T; Ben Ishola, DE; Kendall Flemings, OLB; Nick Freeland, K; Nick James, DT; Jason Kaylor, DT; Weston Kramer, DT; James McLemore, TE; Greg Meyers, T; Tim O'Connell, LB; Dave Prugh, DE; Adarius Rayner, DL; Tim Ricker, CB; Tim Roberson, DT; Nathanael Snyder, K; Bob Spicer, DE; Allen Stallings IV, DE; Brent Tisdale, DT; Aaron Williams, DE

STARTING LINEUPS

| 2003 | |
|----------------|--|
| Offense | |
| SE | Glenn Johnson (10), Travis Haney (1) |
| FL | Courtney Roby (11) |
| LT | Isaac Sowell (11) |
| LG | Adam Hines (11) |
| C | Chris Mangiero (8), Brandon Hatcher (4) |
| RG | Chris Jahnke (11), Chris Voltattorni (1) |
| RT | Justin Frye (11), Chris Jahnke (1) |
| TE | Aaron Halterman (11), Matt O'Neal (1) |
| QB | Matt LoVecchio (11), Graeme McFarland (1) |
| RB | Brian Lewis (6), BenJarvus Green-Ellis (3), Chris Taylor (3) |
| FB | John Pannozzo (8), Alex Stscherban (1) |
| Defense | |
| DE | Victor Adeyanju (12) |
| DT | Martin Lapostolle (11), Courtney Young (1) |
| DT | Jodie Clemons (12) |
| DE | Kenny Kendal (12) |
| LB | Josh Moore (7), Jake Powers (5) |
| MLB | Kyle Killion (12) |
| LB | Kevin Smith (5) |
| CB | Duane Stone (12) |
| CB | Leonard Bryant (6), Cedric Henry (6) |
| SS | Herana-Daze Jones (11), Will Meyers (1) |
| FS | Joe Gonzalez (9), Will Lumpkin (2), Ryan Skelton (1) |

| 2004 | |
|----------------|--|
| Offense | |
| SE | Travis Haney (9), Jahkeen Gilmore (2) |
| FL | Courtney Roby (11) |
| LT | Isaac Sowell (4), Adam Hines (7) |
| LG | Adam Hines (4), Chris Voltattorni (6), Jonathan Sandberg (1) |
| C | Chris Mangiero (4), Chris Jahnke (7) |
| RG | Chris Jahnke (4), Brandon Hatcher (7) |
| RT | Justin Frye (11) |
| TE | Aaron Halterman (9), Chris Rudanovic (2) |
| QB | Matt LoVecchio (11) |
| RB | BenJarvus Green-Ellis (11) |
| FB | John Pannozzo (9), Chris Taylor (2) |
| Defense | |
| DE | Victor Adeyanju (11) |
| DT | Martin Lapostolle (6), Russ Richardson (5) |
| DT | Jodie Clemons (11) |
| DE | Kenny Kendal (11) |
| LB | Paul Szczesny (8), Cleo Harbison (2), Will Meyers (1) |
| MLB | Kyle Killion (11) |
| LB | Kevin Smith (4), Jake Powers (5), Adam McClurg (1), Will Lumpkin (1) |
| CB | Buster Larkins (11) |
| CB | Tracy Porter (7), Leslie Majors (4) |
| SS | Will Meyers (3), Will Lumpkin (3), Aaron Mitchell (5) |
| FS | Herana-Daze Jones (11) |

| 2005 | |
|----------------|--|
| Offense | |
| TE | Matt O'Neal (7), Chris Rudanovic (4) |
| LT | Isaac Sowell (11) |
| LG | Adam Hines (11) |
| C | Chris Mangiero (11) |
| RG | Brandon Hatcher (8), Justin Frye (3) |
| RT | Justin Frye (7), Scott Anderson (4) |
| WR | Jahkeen Gilmore (8), James Bailey (2), Ryan Skelton (1) |
| QB | Blake Powers (11) |
| RB | Chris Taylor (11), Josiah Sears (1) |
| WR | Marcus Thigpen (11) |
| WR | James Hardy (5), Brandon Walker-Roby (2), Rhett Kleinschmidt (1) |
| Defense | |
| DE | Victor Adeyanju (11) |
| NT | Russ Richardson (9), Joe Kremer (1), Charles Emerson (1) |
| DT | Greg Brown (5), Charles Emerson (5), Joe Kremer (1) |
| DE | Ben Ishola (11) |
| LB | Josh Moore (5), Jake Powers (1), Geno Johnson (2), Will Meyers (3) |
| MLB | John Pannozzo (8), Kyle Killion (3) |
| LB | Kyle Killion (8), Jake Powers (2), Geno Johnson (1) |
| CB | Leslie Majors (10), Troy Grosfield (1) |
| CB | Tracy Porter (11) |
| SS | Will Meyers (8), Aaron Mitchell (3) |
| FS | Troy Grosfield (8), Will Lumpkin (3) |

| 2006 | |
|----------------|--|
| Offense | |
| TE | Matt O'Neal (3), Nick Sexton (2) |
| LT | Rodger Saffold (6), Justin Frye (4), Scott Anderson (1), Kyle Thomas (1) |
| LG | Kyle Thomas (6), Pete Saxon (5), John Sandberg (1) |
| C | Justin Frye (8), Chris Mangiero (4) |
| RG | John Sandberg (10), Chris Mangiero (2) |
| RT | Charlie Emerson (11), Scott Anderson (1) |
| WR | James Hardy (9), Brandon Walker-Roby (4) |
| QB | Kellen Lewis (9), Blake Powers (2), Graeme McFarland (1) |
| RB | Marcus Thigpen (9), Demetrius McCray (3) |
| WR | Jahkeen Gilmore (11), Andrew Means (5) |
| WR | Nick Polk (9), James Bailey (4), Ray Fisher (1) |
| Defense | |
| DE | Jammie Kirlaw (7), Brian Faires (3), Keith Burrus (2) |
| NT | Joe Kremer (11), Todd Newman (1) |
| DT | Greg Brown (12) |
| DE | Kenny Kendal (12) |
| LB | Geno Johnson (12) |
| MLB | Adam McClurg (11), Will Patterson (1) |
| LB | Josh Bailey (7), Will Patterson (4) |
| CB | Christopher Phillips (8), Leslie Majors (4), Joe Kleinsmith (1) |
| CB | Tracy Porter (12) |
| SS | Will Meyers (12) |
| FS | Troy Grosfield (6), Austin Thomas (6) |

| 2007 | |
|----------------|--|
| Offense | |
| TE | Nick Sexton (6), Troy Wagner (2), Taylor Donnell (1) |
| LT | Rodger Saffold (13) |
| LG | Pete Saxon (13) |
| C | Ben Wyss (11), John Sandberg (2) |
| RG | John Sandberg (11), Charlie Emerson (2) |
| RT | Charlie Emerson (8), Mike Stark (5) |
| WR | James Hardy (13) |
| QB | Kellen Lewis (13) |
| RB | Marcus Thigpen (9), Josiah Sears (3), Bryan Payton (2) |
| WR | Andrew Means (12), Terrance Turner (4) |
| WR | Ray Fisher (9), James Bailey (4) |
| Defense | |
| DE | Jammie Kirlaw (13) |
| NT | Joe Kremer (11), Kevin Burrus (2) |
| DT | Greg Brown (13) |
| DE | Greg Middleton (13) |
| LB | Geno Johnson (11), Justin Carrington (1) |
| MLB | Adam McClurg (13) |
| LB | Will Patterson (13) |
| CB | Leslie Majors (11), Christopher Phillips (2), Joe Kleinsmith (1) |
| CB | Tracy Porter (13) |
| SS | Austin Thomas (12), Mitchell Evans (1) |
| FS | Nick Polk (13) |

| 2008 | |
|----------------|--|
| Offense | |
| TE | Troy Wagner (5), Max Dedmond (4), Brad Martin (1) |
| LT | Rodger Saffold (10), Justin Pagán (2) |
| LG | Pete Saxon (5), Andrew McDonald (2), Justin Pagán (2), Mike Reiter (2), Jarrod Smith (1) |
| C | Alex Perry (5), Pete Saxon (5), Mike Reiter (1), Jarrod Smith (1) |
| RG | Cody Faulkner (11), Mike Reiter (1) |
| RT | Mike Stark (11), Justin Pagán (1) |
| WR | Andrew Means (11) |
| QB | Kellen Lewis (9), Ben Chappell (3) |
| RB | Marcus Thigpen (10), Demetrius McCray (1), Ian Reeves (1-FB) |
| WR | Terrance Turner (9), Brandon Walker-Roby (5) |
| WR | Ray Fisher (9), Damarlo Belcher (2), Mitchell Evans (2) |
| Defense | |
| DE | Ryan Marando (9), Greg Middleton (3) |
| NT | Deonte Mack (10), Keith Burrus (2) |
| DT | Greg Brown (12) |
| DE | Jammie Kirlaw (10), Greg Middleton (2) |
| WLB | Will Patterson (10), Tyler Replogle (2) |
| MLB | Matt Mayberry (12) |
| SLB | Geno Johnson (12) |
| CB | Chris Adkins (12) |
| CB | Christopher Phillips (3), Richard Council (7), Donnell Jones (2) |
| SS | Austin Thomas (5), Joe Kleinsmith (7) |
| FS | Nick Polk (7), Brandon Mosley (5) |

2009
Offense

TE Troy Wagner (9), Brian Zematis (2)
 LT Rodger Saffold (12)
 LG Justin Pagán (11), Marc Damisch (1)
 C Will Matte (12)
 RG Pete Saxon (10), Mike Reiter (2)
 RT James Brewer (12)
 WR Terrance Turner (12)
 QB Ben Chappell (12)
 RB Darius Willis (6), Demetrius McCray (5), Bryan Payton (1)
 WR Tandon Doss (10), Mitchell Evans (2)
 WR Max Dedmond (8, TE), Damarlo Belcher (5)

Defense

DE Greg Middleton (12)
 DT Adam Replogle (11), Jarrod Smith (1)
 DT Larry Black, Jr. (12)
 DE Jammie Kirlow (12)
 WLB Will Patterson (10), Justin Carrington (1)
 Tyler Replogle (1)
 MLB Matt Mayberry (12)
 SLB Tyler Replogle (8), Justin Carrington (2), Collin Taylor (2-DB)
 CB Richard Council (7), Donnell Jones (5)
 CB Ray Fisher (6), Adrian Burks (4), Chris Adkins (1), Donnell Jones (1)
 SS Austin Thomas (12)
 FS Nick Polk (11), Collin Taylor (1)

2010
Offense

TE Ted Bolser (7), Max Dedmond (4), Charles Love III (2)
 LT Andrew McDonald (11), Justin Pagán (1)
 LG Aaron Price (10), Justin Pagán (2)
 C Will Matte (12)
 RG Justin Pagán (6), Marc Damisch (5), Jordan Marquette (1)
 RT James Brewer (9), Justin Pagán (1), Josh Hager (1), Marc Damisch (1)
 WR Damarlo Belcher (12)
 QB Ben Chappell (12)
 RB Trea Burgess (6), Darius Willis (3)
 WR Tandon Doss (11), Kofi Hughes (1)
 WR Terrance Turner (10), Duwyce Wilson (4)

Defense

DE Darius Johnson (11), Adam Replogle (4)
 DT Adam Replogle (8), Larry Black, Jr. (4)
 DT Mick Mentzer (11), Nicholas Sliger (1)
 DE Terrance Thomas (9)
 WLB Leon Beckum (8), Chad Sherer (2), Damon Sims (1), Donnell Jones (1-DB)
 MLB Jeff Thomas (9), Leon Beckum (3)
 SLB Tyler Replogle (10), Jeff Thomas (1), Chad Sherer (1)
 CB Matt Ernest (9), Greg Heban (4)
 CB Richard Council (6), Adrian Burks (5)
 SS Mitchell Evans (12)
 FS Donnell Jones (9), Chris Adkins (1), Jarrell Drane (1), Lenyatta Kiles (1)

2011
Offense

TE Max Dedmond (7), Ted Bolser (5)
 LT Andrew McDonald (12)
 LG Bernard Taylor (10), Marc Damisch (2)
 C Will Matte (9), Collin Rahrig (3)
 RG Justin Pagán (6), Collin Rahrig (5), Cody Evers (1)
 RT Peyton Eckert (6), Justin Pagán (5), Josh Hager (1)
 WR Jamonne Chester (7), Damarlo Belcher (5)
 QB Tre Roberson (5), Edward Wright-Baker (5), Dusty Kiel (2)
 RB Stephen Houston (7), Matt Perez (4), D'Angelo Roberts (1)
 WR Kofi Hughes (10), Cody Latimer (2)
 WR Dre Muhammad (6), Duwyce Wilson (3), Damarlo Belcher (1), Ted Bolser (1-TE), Shane Wynn (1)

Defense

DE Darius Johnson (7), Bobby Richardson (5)
 DT Adam Replogle (12)
 DT Larry Black, Jr. (12)
 DE Ryan Phillis (6), Fred Jones (3), Javon Corley (2), Bobby Richardson (1)
 WLB Leon Beckum (5), Mark Murphy (3), Brandon McGhee (3), Kenny Mullen (1-DB)
 MLB Jeff Thomas (11), Leon Beckum (1)
 SLB Chase Hoobler (8), Donnell Jones (3-DB), Kenny Mullen (1-DB)
 CB Greg Heban (12)
 CB Lawrence Barnett (9), Michael Hunter (3)
 S Mark Murphy (6), Chris Adkins (4), Forisse Hardin (2)
 S Drew Hardin (4), Jarrell Drane (4), Alexander Webb (2), Donnell Jones (2)

2012
Offense

TE Ted Bolser (12)
 LT Jason Spriggs (12)
 LG Bernard Taylor (6), Collin Rahrig (6)
 C Will Matte (12)
 RG Dan Feeney (12)
 RT Peyton Eckert (12)
 WR Shane Wynn (12)
 QB Cameron Coffman (10), Tre Roberson (2)
 RB Stephen Houston (8), Tevin Coleman (2), D'Angelo Roberts (1), Isaiah Roundtree (1)
 WR Cody Latimer (10), Nick Stoner (2)
 WR Kofi Hughes (8), Duwyce Wilson (4)

Defense

DE Ryan Phillis (12)
 DT Adam Replogle (12)
 DT Larry Black, Jr. (12)
 DE Zack Shaw (9), John Laihinen (3)
 WLB Jacarri Alexander (4), Flo Hardin (4), Chase Hoobler (2), Tim Bennett (1-DB), Greg Heban (1-DB)
 MLB David Cooper (12)
 SLB Griffen Dahlstrom (7), Chase Hoobler (2), Greg Heban (2-DB), Tim Bennett (1-DB)
 CB Antonio Marshall (7), Kenny Mullen (5)
 CB Brian Williams (12)
 S Greg Heban (7), Drew Hardin (5)
 S Mark Murphy (11), Tim Bennett (1)

2013
Offense

TE Ted Bolser (12)
 LT Jason Spriggs (12)
 LG Bernard Taylor (9), Jake Reed (3)
 C Collin Rahrig (12)
 RG David Kaminski (5), Jacob Bailey (3), Cody Evers (2), Jake Reed (2)
 RT Ralston Evans (12)
 WR Shane Wynn (12)
 QB Nate Sudfeld (8), Tre Roberson (4)
 RB Tevin Coleman (9), Stephen Houston (2), D'Angelo Roberts (1)
 WR Cody Latimer (11), Duwyce Wilson (1)
 WR Kofi Hughes (12)

Defense

DE Ryan Phillis (12)
 DT Bobby Richardson (10), Shawn Heffern (1), Adarius Rayner (1)
 DT Ralph Green III (9), Nick Mangieri (1), Adarius Rayner (1), Alex Todd (1)
 DE Nick Mangieri (9), Zack Shaw (2), John Laihinen (1)
 WLB David Cooper (12)
 MLB T.J. Simmons (12)
 SLB Forisse Hardin (8), Clyde Newton (4)
 CB Tim Bennett (12)
 CB Michael Hunter (12)
 S Greg Heban (12)
 S Mark Murphy (11), Antonio Allen (1)

2014
Offense

TE Michael Cooper (6), Anthony Corsaro (6)
 LT Jason Spriggs (10), Dimitric Camiel (1), Ralston Evans (1)
 LG Collin Rahrig (6), David Kaminski (4), Jacob Bailey (2)
 C Collin Rahrig (6), Jake Reed (4), Wes Rogers (2)
 RG Dan Feeney (12)
 RT Ralston Evans (8), Dimitric Camiel (4)
 WR Shane Wynn (12)
 QB Nate Sudfeld (6), Zander Diamont (6)
 RB Tevin Coleman (12)
 WR Nick Stoner (8), Andre Booker (2), Simmie Cobbs, Jr. (2)
 WR J-Shun Harris II (6), Dominique Booth (6)

Defense

DT Darius Latham (9), Adarius Rayner (3)
 NT Nate Hoff (8), Adarius Rayner (4)
 DE Bobby Richardson (11), Darius Latham (1)
 BAN Nick Mangieri (12)
 SLB Flo Hardin (12)
 MLB T.J. Simmons (11), Kyle Kennedy (1)
 WLB David Cooper (12)
 CB Tim Bennett (12)
 CB Michael Hunter (12)
 FS Antonio Allen (12)
 SS Mark Murphy (11), Chase Dutra (1)

2015
Offense

TE Michael Cooper (7), Anthony Corsaro (6)
 LT Jason Spriggs (13)
 LG Jacob Bailey (7), Wes Martin (6)
 C Jake Reed (13)
 RG Dan Feeney (13)
 RT Dimitric Camiel (13)
 WR Ricky Jones (13)
 QB Nate Sudfeld (12), Zander Diamont (1)
 RB Jordan Howard (9), Devine Redding (4)
 WR Simmie Cobbs, Jr. (13)
 WR Mitchell Paige (12), Michael Cooper (1-TE)

Defense

DT Darius Latham (10), Ralph Green III (2), Shawn Heffern (1)
 NT Adarius Rayner (11), Ralph Green III (1), Nate Hoff (1)
 DE Nick Mangieri (13)
 BAN Zack Shaw (13)
 SLB Clyde Newton (13)
 MLB T.J. Simmons (12), Tegray Scales (1)
 WLB Marcus Oliver (13)
 CB Rashard Fant (12), Devonte Williams (1)
 CB Andre Brown, Jr. (8), Tyler Green (2), Ben Bach (1), Leon Thornton III (1), Devonte Williams (1)
 FS Chase Dutra (7), Will Dawkins (3), Kiante Walton (2), Jameel Cook, Jr. (1)
 SS Jonathan Crawford (13)

2016
Offense

TE Danny Friend (13)
 LT Coy Cronk (13)
 LG Wes Martin (13)
 C Wes Rogers (13)
 RG Jacob Bailey (7), Dan Feeney (4), Simon Stepaniak (2)
 RT Brandon Knight (6), Dan Feeney (5), Dimitric Camiel (2)
 WR Ricky Jones (13)
 QB Richard Lagow (13)
 RB Devine Redding (13)
 WR Nick Westbrook (12), Simmie Cobbs, Jr. (1)
 WR Mitchell Paige (12), Ian Thomas (1-TE)

Defense

DE Greg Gooch (12), Nile Sykes (1)
 DT Nate Hoff (13)
 DT Ralph Green III (7), Patrick Dougherty (4), Jacob Robinson (2)
 DE Patrick Dougherty (8), Jacob Robinson (5)
 LB Tegray Scales (13)
 LB Marcus Oliver (12), Dameron Willis, Jr. (1)
 HUSK Marcelino McCrary-Ball (13)
 CB Rashard Fant (13)
 CB A'Shon Riggins (8), Ben Bach (4), Tyler Green (1)
 S Jonathan Crawford (13)
 S Tony Fields (13)

2017
Offense

TE Ian Thomas (10), Ryan Watercutter (2)
 LT Coy Cronk (12)
 LG Wes Martin (12)
 C Hunter Littlejohn (12)
 RG Simon Stepaniak (6), Mackenzie Nworah (6)
 RT Brandon Knight (8), Delroy Baker (4)
 WR Simmie Cobbs Jr. (12)
 QB Richard Lagow (8), Peyton Ramsey (4)
 RB Morgan Ellison (8), Mike Majette (3), Cole Gest (1)
 WR Luke Timian (12)
 WR Taysir Mack (8), Donovan Hale (2), Chris Gajcak (1), J-Shun Harris II (1)

Defense

DE Greg Gooch (11), Allen Stallings IV (1)
 DT Nate Hoff (11), Mike Barwick Jr. (1)
 DT Jacob Robinson (12)
 DE Robert McCray III (11), Brandon Wilson (1)
 LB Tegray Scales (12)
 LB Chris Covington (12)
 HUSK Tony Fields (6), M. McCrary-Ball (3), Dameron Willis Jr. (3-LB)
 CB Rashard Fant (11), A'Shon Riggins (1)
 CB Andre Brown Jr. (9), A'Shon Riggins (2), Raheem Layne (1)
 S Jonathan Crawford (12)
 S Chase Dutra (11), Tony Fields (1)

2018
Offense

TE Peyton Hendershot (10), Austin Dorris (1), J-Shun Harris II (1-WR)
 LT Coy Cronk (11), Delroy Baker (1)
 LG Wes Martin (12)
 C Nick Linder (8), Hunter Littlejohn (4)
 RG Simon Stepaniak (12)
 RT Brandon Knight (12)
 WR Nick Westbrook (12)
 QB Peyton Ramsey (12)
 RB Stevie Scott III (11), Cole Gest (1)
 WR Donovan Hale (8), Whop Philyor (2), Luke Timian (2)
 WR J-Shun Harris II (5), Ty Fryfogle (3), Luke Timian (3), Whop Philyor (1)

Defense

DE Gavin Everett (10), Allen Stallings IV (2)
 DT Ja'merez Bowen (8), Mike Barwick Jr. (4)
 DT Jerome Johnson (9), Jacob Robinson (3)
 DE Nile Sykes (7), Allen Stallings IV (5)
 LB Dameron Willis Jr. (11), Marcelino Ball (1)
 LB Reakwon Jones (10), James Miller (1), T.D. Roof (1)
 HUSK M. McCrary-Ball (10), Bryant Fitzgerald (1), Brandon Wilson (1-DT)
 CB Andre Brown Jr. (12)
 CB Raheem Layne (7), A'Shon Riggins (5)
 S Jonathan Crawford (12)
 S Khalil Bryant (9), Bryant Fitzgerald (3)

2019
Offense

TE Peyton Hendershot (13)
 LT Matthew Bedford (8), Coy Cronk (4), Caleb Jones (1)
 LG Harry Crider (12), Simon Stepaniak (1)
 C Hunter Littlejohn (12), Harry Crider (1)
 RG Simon Stepaniak (10), Mackenzie Nworah (3)
 RT Caleb Jones (12), DeVondre Love (1)
 WR Nick Westbrook (12), Donovan Hale (1)
 QB Peyton Ramsey (7), Michael Penix Jr. (6)
 RB Stevie Scott III (11), Sampson James (2)
 WR Whop Philyor (11), Donovan Hale (1), Matt Bjorson (1-TE)
 WR Ty Fryfogle (12), Miles Marshall (1)

Defense

DE Michael Ziemba (9), Alfred Bryant (3), Allen Stallings IV (1)
 DT Jerome Johnson (13)
 DT Demarcus Elliott (12), Juan Harris (1)
 DE James Head Jr. (13)
 LB Micah McFadden (12), James Miller (1)
 LB Reakwon Jones (13)
 HUSK M. McCrary-Ball (12), Jamar Johnson (1)
 CB Tiawan Mullen (8), Andre Brown Jr. (5)
 CB Jaylin Williams (7), Raheem Layne (5), Reese Taylor (1)
 S Juwan Burgess (7), Devon Matthews (6)
 S Khalil Bryant (8), Bryant Fitzgerald (5)

2020
Offense

TE Peyton Hendershot (8)
 LT Caleb Jones (4), Luke Haggard (4)
 LG Mike Katic (4), Dylan Powell (4)
 C Harry Crider (8)
 RG Mackenzie Nworah (6), Dylan Powell (2)
 RT Matthew Bedford (7), Caleb Jones (1)
 WR Whop Philyor (8)
 QB Michael Penix Jr. (6), Jack Tuttle (2)
 RB Stevie Scott III (8)
 WR Miles Marshall (7), Matt Bjorson (1-TE)
 WR Ty Fryfogle (7), Javon Swinton (1)

Defense

DE Alfred Bryant (3), D.K. Bonhomme (3), Jonathan King (1), Michael Ziemba (1)
 DT Jerome Johnson (7), Jovan Swann (1)
 DT Demarcus Elliott (6), Sio Nofogagototo'a (2)
 DE James Head Jr. (7), C.J. Person (1)
 LB Micah McFadden (7), James Miller (1)
 LB Cam Jones (7), James Miller (1)
 HUSK Bryant Fitzgerald (8)
 CB Tiawan Mullen (8)
 CB Jaylin Williams (5), Reese Taylor (3)
 S Devon Matthews (8)
 S Jamar Johnson (8)

2021
Offense

TE Peyton Hendershot (12)
 LT Luke Haggard (11), Caleb Jones (1)
 LG Mike Katic (9), Matthew Bedford (3)
 C Dylan Powell (12)
 RG Matthew Bedford (8), Zach Carpenter (3),
 Tim Weaver (1)
 RT Caleb Jones (11), Matthew Bedford (1)
 WR Miles Marshall (10), Camron Buckley (2)
 QB Michael Penix Jr. (5),
 Donaven McCulley (5), Jack Tuttle (2)
 RB Stephen Carr (9), Davion Ervin-Poindexter (3)
 WR Matt Bjorson (6 - TE), D.J. Matthews Jr. (4),
 AJ Barner (1-TE), Javon Swinton (1)
 WR Ty Fryfogle (12)

Defense

DE Ryder Anderson (12)
 DT Demarcus Elliott (12)
 DT Weston Kramer (12)
 OLB Alfred Bryant (12)
 LB Micah McFadden (12)
 LB Cam Jones (11), Aaron Casey (1)
 HUSK M. McCrary-Ball (6), Bryant Fitzgerald (5),
 James Miller (1-LB)
 CB Jaylin Williams (8), Tiawan Mullen (4)
 CB Noah Pierre (6), Reese Taylor (5),
 Jaylin Williams (1)
 S Devon Matthews (11), Bryant Fitzgerald (1)
 S Raheem Layne (12)

2022
Offense

TE AJ Barner (10), Aaron Steinfeldt (2)
 LT Luke Haggard (12)
 LG Mike Katic (8), Zach Carpenter (4)
 C Zach Carpenter (8), Mike Katic (4)
 RG Tim Weaver (7), Kahlil Benson (5)
 RT Parker Hanna (7), Joshua Sales Jr. (4),
 Matthew Bedford (1)
 WR Anderson Coby (10), Javon Swinton (1),
 Malachi Holt-Bennett (1)
 QB Connor Bazelak (9), Dexter Williams II (2)
 Jack Tuttle (1)
 RB Shaun Shivers (12)
 WR D.J. Matthews Jr. (5), Emery Simmons (3),
 James Bomba (3-TE), Malachi Holt-Bennett (1)
 WR Cam Camper (7), Emory Simmons (3),
 Malachi Holt-Bennett (2)

Defense

DE James Head Jr. (8), Beau Robbins (3),
 Myles Jackson (1)
 DT Demarcus Elliott (12)
 DT Sio Nofogagoto'a (11), Patrick Lucas Jr. (1)
 OLB Alfred Bryant (12)
 LB Aaron Casey (11), Kaiden Turner (1)
 LB Cam Jones (5), Bradley Jennings Jr. (5),
 Bryant Fitzgerald (2)
 HUSK Noah Pierre (7), Dasan McCullough (4-OLB),
 Matt Hohit (1-LB)
 CB Tiawan Mullen (12)
 CB Jaylin Williams (10), Christopher Keys (2)
 S Devon Matthews (12)
 S Bryant Fitzgerald (9), Jonathan Haynes (3)

2023
Offense

TE Trey Walker (7), James Bomba (3),
 Bradley Archer (2)
 LT Carter Smith (12)
 LG Mike Katic (12)
 C Zach Carpenter (12)
 RG Matthew Bedford (11), Max Longman (1)
 RT Kahlil Benson (12)
 WR Donovan McCulley (11), James Bomba (1-TE)
 QB Brendan Sorsby (7), Tayven Jackson (5)
 RB Jaylin Lucas (8), Christian Turner (2)
 Josh Henderson (1), Trent Howland (1)
 WR Cam Camper (7), E.J. Williams Jr. (3),
 Omar Cooper Jr. (2)
 WR Josh Henderson (4-RB), DeQuee Carter (3),
 James Bomba (3-TE), Trent Howland (1-RB),
 Aaron Steinfeldt (1-TE)

Defense

DE Andre Carter (12)
 DT Marcus Burris Jr. (8), LeDarius Cox (4)
 DT Philip Blidi (11), Patrick Lucas Jr. (1)
 OLB Lanell Carr Jr. (10), Myles Jackson (2)
 LB Aaron Casey (12)
 LB Jacob Mangum-Farrar (12)
 HUSK Noah Pierre (5), Anthony Jones Jr. (4-OLB),
 Jordan Shaw (2), Jordan Grier (1)
 CB Kobee Minor (9), Nic Toomer (2),
 Jamari Sharp (1)
 CB Jamari Sharp (7), Nic Toomer (5)
 S Louis Moore (10), Jordan Grier (2)
 S Phillip Dunnam (7), Josh Sanguinetti (4),
 Jamari Sharp (1)

PASSING RECORDS

CAREER PASSING YARDAGE

| 1. Nate Sudfeld | | | | | | 7,879 |
|-----------------|------------|------------|-------------|--------------|-----------|-------|
| Year | Att. | Comp. | Pct. | Yds. | TD | |
| 2012 | 82 | 51 | 62.2 | 632 | 7 | |
| 2013 | 322 | 194 | 60.2 | 2,523 | 21 | |
| 2014 | 167 | 101 | 60.5 | 1,151 | 6 | |
| 2015 | 412 | 247 | 60.0 | 3,573 | 27 | |
| Totals | 983 | 593 | 60.3 | 7,879 | 61 | |

| 2. Antwaan Randle El | | | | | | 7,469 |
|----------------------|--------------|------------|-------------|--------------|-----------|-------|
| Year | Att. | Comp. | Pct. | Yds. | TD | |
| 1998 | 273 | 127 | 46.5 | 1,745 | 6 | |
| 1999 | 279 | 150 | 53.8 | 2,277 | 17 | |
| 2000 | 277 | 133 | 48.0 | 1,783 | 10 | |
| 2001 | 231 | 118 | 51.1 | 1,664 | 9 | |
| Totals | 1,060 | 528 | 49.8 | 7,469 | 42 | |

| 3. Ben Chappell | | | | | | 7,251 |
|-----------------|--------------|------------|-------------|--------------|-----------|-------|
| Year | Att. | Comp. | Pct. | Yds. | TD | |
| 2007 | 2 | 1 | 50.0 | 14 | 0 | |
| 2008 | 153 | 80 | 52.3 | 1,001 | 4 | |
| 2009 | 428 | 268 | 62.6 | 2,941 | 17 | |
| 2010 | 483 | 302 | 62.5 | 3,295 | 24 | |
| Totals | 1,066 | 651 | 61.1 | 7,251 | 45 | |

| 4. Peyton Ramsey | | | | | | 6,581 |
|------------------|------------|------------|-------------|--------------|-----------|-------|
| Year | Att. | Comp. | Pct. | Yds. | TD | |
| 2017 | 205 | 134 | 65.4 | 1,252 | 10 | |
| 2018 | 447 | 295 | 66.0 | 2,875 | 19 | |
| 2019 | 300 | 204 | 68.0 | 2,454 | 13 | |
| Totals | 952 | 633 | 66.5 | 6,581 | 42 | |

| 5. Steve Bradley | | | | | | 6,579 |
|------------------|--------------|------------|-------------|--------------|-----------|-------|
| Year | Att. | Comp. | Pct. | Yds. | TD | |
| 1983 | 355 | 182 | 51.3 | 2,298 | 14 | |
| 1984 | 402 | 208 | 51.7 | 2,544 | 10 | |
| 1985 | 266 | 142 | 53.4 | 1,737 | 11 | |
| Totals | 1,023 | 532 | 52.0 | 6,579 | 35 | |

| 6. Kellen Lewis | | | | | | 6,395 |
|-----------------|------------|------------|-------------|--------------|-----------|-------|
| Year | Att. | Comp. | Pct. | Yds. | TD | |
| 2006 | 346 | 190 | 54.9 | 2,221 | 14 | |
| 2007 | 442 | 265 | 60.0 | 3,043 | 28 | |
| 2008 | 193 | 110 | 57.0 | 1,131 | 6 | |
| Totals | 981 | 565 | 57.6 | 6,395 | 48 | |

| 7. Dave Schnell | | | | | | 5,470 |
|-----------------|------------|------------|-------------|--------------|-----------|-------|
| Year | Att. | Comp. | Pct. | Yds. | TD | |
| 1986 | 32 | 20 | 62.5 | 278 | 1 | |
| 1987 | 207 | 121 | 58.5 | 1,707 | 13 | |
| 1988 | 225 | 119 | 52.9 | 1,877 | 9 | |
| 1989 | 258 | 146 | 56.6 | 1,608 | 4 | |
| Totals | 722 | 406 | 56.2 | 5,470 | 27 | |

| 8. Trent Green | | | | | | 5,400 |
|----------------|------------|------------|-------------|--------------|-----------|-------|
| Year | Att. | Comp. | Pct. | Yds. | TD | |
| 1989 | 10 | 7 | 70.0 | 59 | 0 | |
| 1990 | 128 | 60 | 46.9 | 934 | 4 | |
| 1991 | 339 | 200 | 59.0 | 2,627 | 12 | |
| 1992 | 278 | 154 | 55.4 | 1,780 | 7 | |
| Totals | 755 | 421 | 55.8 | 5,400 | 23 | |

| 9. Richard Lagow | | | | | | 5,298 |
|------------------|------------|------------|-------------|--------------|-----------|-------|
| Year | Att. | Comp. | Pct. | Yds. | TD | |
| 2016 | 438 | 253 | 57.8 | 3,362 | 19 | |
| 2017 | 295 | 172 | 58.3 | 1,936 | 15 | |
| Totals | 733 | 425 | 58.0 | 5,298 | 34 | |

| 10. Tim Clifford | | | | | | 4,338 |
|------------------|------------|------------|-------------|--------------|-----------|-------|
| Year | Att. | Comp. | Pct. | Yds. | TD | |
| 1977 | 15 | 8 | 53.3 | 143 | 1 | |
| 1978 | 130 | 60 | 46.2 | 726 | 4 | |
| 1979 | 288 | 160 | 55.6 | 2,078 | 13 | |
| 1980 | 198 | 105 | 53.0 | 1,391 | 13 | |
| Totals | 631 | 333 | 52.8 | 4,338 | 31 | |

SEASON PASSING YARDAGE

| Yds. | Name | Year |
|-----------|-------------------|------|
| 1. 3,573 | Nate Sudfeld | 2015 |
| 2. 3,362 | Richard Lagow | 2016 |
| 3. 3,295 | Ben Chappell | 2010 |
| 4. 3,043 | Kellen Lewis | 2007 |
| 5. 2,941 | Ben Chappell | 2009 |
| 6. 2,875 | Peyton Ramsey | 2018 |
| 7. 2,734 | Cameron Coffman | 2012 |
| 8. 2,627 | Trent Green | 1991 |
| 9. 2,544 | Steve Bradley | 1984 |
| 10. 2,523 | Nate Sudfeld | 2013 |
| 11. 2,468 | Babe Laufenberg | 1982 |
| 12. 2,454 | Peyton Ramsey | 2019 |
| 13. 2,312 | Connor Bazalak | 2022 |
| 14. 2,305 | Blake Powers | 2005 |
| 15. 2,298 | Steve Bradley | 1983 |
| 16. 2,277 | Antwaan Randle El | 1999 |
| 17. 2,221 | Kellen Lewis | 2006 |
| 18. 2,156 | Jay Rodgers | 1997 |
| 19. 2,115 | Gibran Hamdan | 2002 |
| 20. 2,078 | Tim Clifford | 1979 |
| 21. 1,951 | Matt LoVecchio | 2004 |
| 22. 1,877 | Dave Schnell | 1988 |
| 23. 1,796 | John Paci | 1993 |
| 24. 1,788 | Babe Laufenberg | 1981 |
| 25. 1,783 | Antwaan Randle El | 2000 |

YEARLY PASSING LEADER

| Year | Name | Att. | Comp. | Yds. | TD |
|------|---------------------|------|-------|-------|----|
| 1941 | Bill Hillenbrand | 55 | 18 | 412 | 7 |
| 1942 | Bill Hillenbrand | 102 | 50 | 901 | 11 |
| 1943 | Bob Hoernschemeyer | 155 | 88 | 1,136 | 13 |
| 1944 | Bob Hoernschemeyer | 96 | 18 | 727 | 7 |
| 1945 | Ben Raimondi | 83 | 35 | 593 | 10 |
| 1946 | Ben Raimondi | 73 | 135 | 917 | 8 |
| 1947 | Del Russell | 27 | 18 | 519 | 5 |
| 1948 | George Taliaferro | 95 | 34 | 550 | 3 |
| 1949 | Nick Sebek | 164 | 72 | 1,034 | 7 |
| 1950 | Lou D'Achille | 163 | 76 | 980 | 4 |
| 1951 | Lou D'Achille | 70 | 33 | 432 | 4 |
| 1952 | Lou D'Achille | 151 | 79 | 1,025 | 4 |
| 1953 | Florian Helinski | 146 | 59 | 879 | 4 |
| 1954 | Florian Helinski | 115 | 46 | 797 | 4 |
| 1955 | Gene Cichowski | 102 | 50 | 654 | 3 |
| 1956 | Steve Filipowski | 63 | 32 | 391 | 2 |
| 1957 | Tom McDonald | 123 | 43 | 544 | 1 |
| 1958 | Tom McDonald | 42 | 15 | 201 | 2 |
| 1959 | John Jackson | 55 | 24 | 478 | 6 |
| 1960 | Woody Moore | 51 | 13 | 228 | 3 |
| 1961 | Byron Broome | 117 | 60 | 627 | 3 |
| 1962 | Woody Moore | 109 | 57 | 770 | 3 |
| 1963 | Richie Badar | 94 | 55 | 679 | 2 |
| 1964 | Richie Badar | 245 | 121 | 1,571 | 9 |
| 1965 | Frank Stavroff | 159 | 74 | 1,045 | 8 |
| 1966 | Frank Stavroff | 224 | 119 | 1,406 | 7 |
| 1967 | Harry Gonso | 143 | 67 | 931 | 9 |
| 1968 | Harry Gonso | 163 | 76 | 1,109 | 12 |
| 1969 | Harry Gonso | 207 | 107 | 1,336 | 11 |
| 1970 | Ted McNulty | 126 | 55 | 488 | 1 |
| 1971 | Ted McNulty | 201 | 95 | 1,140 | 6 |
| 1972 | Ted McNulty | 132 | 74 | 906 | 7 |
| 1973 | Willie Jones | 135 | 76 | 881 | 5 |
| 1974 | Terry Jones | 220 | 129 | 1,347 | 11 |
| 1975 | Terry Jones | 135 | 65 | 787 | 3 |
| 1976 | Scott Arnett | 93 | 42 | 398 | 3 |
| 1977 | Scott Arnett | 151 | 73 | 796 | 5 |
| 1978 | Tim Clifford | 130 | 60 | 726 | 4 |
| 1979 | Tim Clifford | 288 | 160 | 2,078 | 13 |
| 1980 | Tim Clifford | 198 | 105 | 1,391 | 13 |
| 1981 | Babe Laufenberg | 252 | 144 | 1,788 | 8 |
| 1982 | Babe Laufenberg | 364 | 217 | 2,468 | 11 |
| 1983 | Steve Bradley | 355 | 182 | 2,298 | 14 |
| 1984 | Steve Bradley | 402 | 208 | 2,544 | 10 |
| 1985 | Steve Bradley | 266 | 142 | 1,737 | 11 |
| 1986 | Dave Kramme | 180 | 98 | 1,334 | 6 |
| 1987 | Dave Schnell | 207 | 121 | 1,707 | 13 |
| 1988 | Dave Schnell | 225 | 119 | 1,877 | 9 |
| 1989 | Dave Schnell | 258 | 146 | 1,608 | 4 |
| 1990 | Trent Green | 128 | 60 | 934 | 4 |
| 1991 | Trent Green | 339 | 200 | 2,627 | 12 |
| 1992 | Trent Green | 278 | 154 | 1,780 | 7 |
| 1993 | John Paci | 258 | 133 | 1,796 | 8 |
| 1994 | John Paci | 176 | 96 | 996 | 6 |
| 1995 | Chris Dittoe | 196 | 102 | 1,214 | 3 |
| 1996 | Chris Dittoe | 159 | 83 | 1,035 | 3 |
| 1997 | Jay Rodgers | 330 | 192 | 2,156 | 6 |
| 1998 | Antwaan Randle El | 273 | 127 | 1,745 | 6 |
| 1999 | Antwaan Randle El | 279 | 150 | 2,277 | 17 |
| 2000 | Antwaan Randle El | 277 | 133 | 1,783 | 13 |
| 2001 | Antwaan Randle El | 231 | 118 | 1,664 | 9 |
| 2002 | Gibran Hamdan | 293 | 152 | 2,115 | 9 |
| 2003 | Matt LoVecchio | 291 | 155 | 1,778 | 3 |
| 2004 | Matt LoVecchio | 271 | 153 | 1,951 | 13 |
| 2005 | Blake Powers | 376 | 212 | 2,305 | 22 |
| 2006 | Kellen Lewis | 346 | 190 | 2,221 | 14 |
| 2007 | Kellen Lewis | 442 | 265 | 3,043 | 28 |
| 2008 | Kellen Lewis | 193 | 110 | 1,131 | 6 |
| 2009 | Ben Chappell | 428 | 268 | 2,941 | 17 |
| 2010 | Ben Chappell | 483 | 302 | 3,295 | 24 |
| 2011 | Edward Wright-Baker | 153 | 91 | 1,029 | 4 |
| 2012 | Cameron Coffman | 407 | 247 | 2,734 | 15 |
| 2013 | Nate Sudfeld | 322 | 194 | 2,523 | 21 |
| 2014 | Nate Sudfeld | 167 | 101 | 1,151 | 6 |
| 2015 | Nate Sudfeld | 412 | 247 | 3,573 | 27 |
| 2016 | Richard Lagow | 438 | 253 | 3,362 | 19 |
| 2017 | Richard Lagow | 295 | 172 | 1,936 | 15 |
| 2018 | Peyton Ramsey | 447 | 295 | 2,875 | 19 |
| 2019 | Peyton Ramsey | 300 | 204 | 2,454 | 13 |
| 2020 | Michael Penix Jr. | 220 | 124 | 1,645 | 14 |
| 2021 | Michael Penix Jr. | 162 | 87 | 939 | 4 |
| 2022 | Connor Bazalak | 426 | 235 | 2,312 | 13 |
| 2023 | Brendan Sorsby | 236 | 135 | 1,587 | 15 |

GAME PASSING YARDAGE

(350-yard passing games)

| Yds. | Name, Opponent | Date |
|---------|--|----------|
| 1. 496 | Richard Lagow vs. Wake Forest | 9/24/16 |
| 2. 491 | Michael Penix Jr. at Ohio State | 11/21/20 |
| 3. 480 | Ben Chappell vs. Michigan | 10/2/10 |
| 4. 464 | Nate Sudfeld vs. Rutgers | 10/17/15 |
| 5. 454 | Cameron Coffman at Penn State | 11/17/12 |
| 6. 410 | Richard Lagow vs. Ohio State | 8/31/17 |
| 7. 408 | Jay Rodgers vs. Ball State | 9/13/97 |
| 8. 394 | Richard Lagow vs. Rutgers | 11/5/16 |
| 9. 390 | Babe Laufenberg vs. Iowa | 10/9/82 |
| 10. 389 | Nate Sudfeld vs. Duke | 12/26/15 |
| 11. 385 | Antwaan Randle El vs. Western Michigan | 9/12/98 |
| 12. 385 | Nate Sudfeld at Maryland | 11/21/15 |
| 13. 382 | Ben Chappell vs. Arkansas State | 10/16/10 |
| 14. 379 | John Paci at Penn State | 11/6/93 |
| 15. 378 | Dave Schnell vs. South Carolina | 12/28/88 |
| 16. 373 | Richard Lagow at Purdue | 11/25/17 |
| 17. 373 | Michael Penix Jr. at Western Kentucky | 9/25/21 |
| 18. 371 | Peyton Ramsey at Penn State | 11/16/19 |
| 19. 366 | Ben Chappell at Western Kentucky | 9/18/10 |
| 20. 364 | Connor Bazalak vs. Western Kentucky | 9/17/22 |
| 21. 363 | Nate Sudfeld vs. Navy | 9/7/13 |
| 22. 360 | Blake Powers vs. Iowa | 10/15/05 |
| 23. 355 | Nate Sudfeld vs. Western Kentucky | 9/19/15 |
| 24. 354 | Kellen Lewis vs. Ball State | 11/03/07 |
| 25. 351 | Peyton Ramsey at Nebraska | 10/26/19 |
| 26. 350 | Nate Sudfeld at Purdue | 11/28/15 |

LONGEST PASSING DRIVE

| Yds. | Players, Game | Date |
|--------|---|----------|
| 1. 99† | John Paci to Thomas Lewis at Penn State | 11/6/93 |
| 2. 91† | Lou D'Achille to Bob Robertson vs. Iowa | 10/7/50 |
| 3. 90 | Bob Kramer to Trent Smock at Kentucky | 9/28/74 |
| 90† | Brendan Sorsby to DeQuoes Carter at Penn State | 10/28/23 |
| 4. 88† | Dave Schnell to Rob Turner vs. South Carolina | 12/28/88 |
| 5. 83† | Blake Powers to James Hardy at Wisconsin | 10/1/05 |
| 6. 82 | Tim Clifford to Mike Friede vs. Minnesota | 11/4/78 |
| 7. 81† | Antwaan Randle El to Versie Gaddis vs. Ball State | 9/4/99 |
| 8. 80† | Nick Sebek to George Taliaferro at Pittsburgh | 10/23/48 |
| 80† | Edward McNulty to Dick Alan at Iowa | 11/13/71 |
| 80† | Terry Jones to Trent Smock vs. Utah | 9/27/75 |
| 80† | Matt LoVecchio to Jahkeem Gilmore at Illinois | 11/6/04 |

†touchdown

CAREER ATTEMPTS

| Yds. | Player | Years |
|----------|-------------------|---------|
| 1. 1,066 | Ben Chappell | 2007-10 |
| 2. 1,060 | Antwaan Randle El | 1998-01 |
| 3. 1,023 | Steve Bradley | 1983-85 |
| 4. 983 | Nate Sudfeld | 2012-15 |
| 5. 981 | Kellen Lewis | 2006-08 |
| 6. 952 | Peyton Ramsey | 2017-19 |
| 7. 755 | Trent Green | 1989-92 |
| 8. 733 | Richard Lagow | 2016-17 |
| 9. 722 | Dave Schnell | 1986-89 |
| 10. 631 | Tim Clifford | 1977-80 |

SEASON ATTEMPTS

| Yds. | Player | Year |
|---------|-----------------|------|
| 1. 483 | Ben Chappell | 2010 |
| 2. 447 | Peyton Ramsey | 2018 |
| 3. 442 | Kellen Lewis | 2007 |
| 4. 438 | Richard Lagow | 2016 |
| 5. 428 | Ben Chappell | 2009 |
| 6. 426 | Connor Bazelak | 2022 |
| 7. 412 | Nate Sudfeld | 2015 |
| 8. 407 | Cameron Coffman | 2012 |
| 9. 402 | Steve Bradley | 1984 |
| 10. 376 | Blake Powers | 2005 |

GAME ATTEMPTS

| | | |
|--------|-------------------------------------|----------|
| 1. 66 | Connor Bazelak at Cincinnati | 9/24/22 |
| 2. 65 | Richard Lagow vs. Ohio State | 8/31/17 |
| 3. 64 | Ben Chappell vs. Michigan | 10/2/10 |
| 4. 60 | Richard Lagow at Purdue | 11/25/17 |
| 5. 59 | Cameron Coffman at Penn State | 11/17/12 |
| 5. 59 | Richard Lagow at Northwestern | 10/22/16 |
| 7. 57 | Blake Powers at Iowa | 10/15/05 |
| 8. 56 | Babe Laufenberg vs. Ohio State | 10/23/82 |
| 9. 55 | Connor Bazelak vs. Western Kentucky | 9/17/22 |
| 10. 54 | Ben Chappell vs. Northwestern | 10/30/1 |

CAREER COMPLETIONS

| Comp. | Player | Years |
|---------|-------------------|---------|
| 1. 651 | Ben Chappell | 2007-10 |
| 2. 633 | Peyton Ramsey | 2017-19 |
| 3. 593 | Nate Sudfeld | 2012-15 |
| 4. 565 | Kellen Lewis | 2006-08 |
| 5. 532 | Steve Bradley | 1983-85 |
| 6. 528 | Antwaan Randle El | 1998-01 |
| 7. 425 | Richard Lagow | 2016-17 |
| 8. 421 | Trent Green | 1989-92 |
| 9. 406 | Dave Schnell | 1986-89 |
| 10. 361 | Babe Laufenberg | 1981-82 |

SEASON COMPLETIONS

| Yds. | Player | Year |
|---------|-----------------|------|
| 1. 302 | Ben Chappell | 2010 |
| 2. 295 | Peyton Ramsey | 2018 |
| 3. 268 | Ben Chappell | 2009 |
| 4. 265 | Kellen Lewis | 2007 |
| 5. 253 | Richard Lagow | 2016 |
| 6. 247 | Cameron Coffman | 2012 |
| 6. 247 | Nate Sudfeld | 2015 |
| 8. 235 | Connor Bazelak | 2022 |
| 9. 217 | Babe Laufenberg | 1982 |
| 10. 212 | Blake Powers | 2005 |

GAME COMPLETIONS

| | | |
|-------|---------------------------------------|----------|
| 1. 45 | Ben Chappell vs. Michigan | 10/2/10 |
| 2. 40 | Richard Lagow vs. Ohio State | 8/31/17 |
| 3. 37 | Blake Powers at Iowa | 10/15/05 |
| 4. 36 | Peyton Ramsey vs. Purdue | 11/24/18 |
| 5. 35 | Richard Lagow at Northwestern | 10/22/16 |
| 5. 35 | Michael Penix Jr. at Western Kentucky | 9/25/21 |
| 7. 34 | Babe Laufenberg vs. Ohio State | 10/23/82 |
| 8. 33 | Cameron Coffman vs. Michigan State | 10/6/12 |
| 33 | Cameron Coffman at Penn State | 11/17/12 |
| 33 | Michael Penix Jr. at Michigan State | 9/28/19 |
| 33 | Connor Bazelak vs. Western Kentucky | 9/17/22 |

CAREER COMPLETION PERCENTAGE

| % (C-A) | Player | Years |
|---------------------|-------------------|---------|
| 1. .685 (633-952) | Peyton Ramsey | 2017-19 |
| 2. .611 (651-1,066) | Ben Chappell | 2007-10 |
| 3. .603 (593-983) | Nate Sudfeld | 2012-15 |
| 4. .599 (249-416) | Cameron Coffman | 2012-13 |
| 5. .597 (197-330) | Tre Roberson | 2011-13 |
| 6. .594 (342-576) | Michael Penix Jr. | 2018-21 |
| 7. .586 (361-616) | Babe Laufenberg | 1981-82 |
| 8. .580 (425-733) | Richard Lagow | 2016-17 |
| 9. .576 (565-981) | Kellen Lewis | 2006-08 |
| 10. .562 (406-722) | Dave Schnell | 1986-89 |

SEASON COMPLETION PERCENTAGE

| % (C-A) | Player | Year |
|-------------------|-------------------|------|
| 1. .688 (110-160) | Michael Penix Jr. | 2019 |
| 2. .680 (204-300) | Peyton Ramsey | 2019 |
| 3. .660 (295-447) | Peyton Ramsey | 2018 |
| 4. .654 (134-205) | Peyton Ramsey | 2017 |
| 5. .626 (268-428) | Ben Chappell | 2009 |
| 6. .625 (302-483) | Ben Chappell | 2010 |
| 7. .607 (247-407) | Cameron Coffman | 2012 |
| 8. .605 (101-167) | Nate Sudfeld | 2014 |
| 9. .602 (194-322) | Nate Sudfeld | 2013 |
| 10. .601 (83-138) | Tre Roberson | 2013 |

GAME COMPLETION PERCENTAGE

| % (C-A) | Player | Date |
|------------------------|---|---------------|
| 1. .929 (13-14) | Peyton Ramsey vs. Eastern Illinois | 9/2/19 |
| 2. .882 (15-17) | Matt LoVecchio at Illinois | 11/6/04 |
| 3. .857 (18-21) | Tayven Jackson vs. Indiana State | 9/8/23 |
| 4. .852 (23-27) | Peyton Ramsey vs. Connecticut | 9/21/19 |
| 5. .800 (16-20) | Peyton Ramsey at Virginia | 9/9/17 |
| 6. .793 (23-29) | Nate Sudfeld vs. North Texas | 10/4/14 |
| 7. .792 (19-24) | Kellen Lewis vs. Akron | 9/15/07 |
| 8. .786 (11-14) | Tim Clifford at Colorado | 9/27/80 |
| 9. .786 (33-42) | Michael Penix Jr. at Michigan State | 9/28/19 |

CAREER PASSING TOUCHDOWNS


| TD | Player | Years |
|--------|-------------------|---------|
| 1. 61 | Nate Sudfeld | 2012-15 |
| 2. 48 | Kellen Lewis | 2006-08 |
| 3. 45 | Ben Chappell | 2007-10 |
| 4. 42 | Antwaan Randle El | 1998-01 |
| 4. 42 | Peyton Ramsey | 2017-19 |
| 6. 35 | Steve Bradley | 1983-85 |
| 7. 34 | Richard Lagow | 2016-17 |
| 8. 32 | Harry Gonso | 1967-69 |
| 9. 31 | Tim Clifford | 1977-80 |
| 10. 29 | Michael Penix Jr. | 2016-21 |

SEASON PASSING TOUCHDOWNS

| TD | Player | Year |
|--------|-------------------|------|
| 1. 28 | Kellen Lewis | 2007 |
| 2. 27 | Nate Sudfeld | 2015 |
| 3. 24 | Ben Chappell | 2010 |
| 4. 22 | Blake Powers | 2005 |
| 5. 21 | Nate Sudfeld | 2003 |
| 6. 19 | Richard Lagow | 2016 |
| 19 | Peyton Ramsey | 2018 |
| 8. 17 | Antwaan Randle El | 1999 |
| 17 | Ben Chappell | 2009 |
| 10. 15 | Cameron Coffman | 2012 |
| 15 | Tre Roberson | 2013 |
| 15 | Richard Lagow | 2017 |
| 15 | Brendan Sorsby | 2023 |

GAME PASSING TOUCHDOWNS

| TD | Player | Date |
|------------------------------|---------------------------------|----------|
| 1. 6 | Bob Hoernschmeyer at Nebraska | 10/9/43 |
| 6 | Tre Roberson vs. Purdue | 11/30/13 |
| 3. 5 | Tim Clifford at Colorado | 9/27/80 |
| 5 | Jay Rodgers vs. Ball State | 9/13/97 |
| 5 | Kellen Lewis vs. Michigan State | 10/28/06 |
| 5 | Michael Penix Jr. at Ohio State | 11/21/20 |
| 7. 4 | 20 times | |
| Last: Nate Sudfeld at Purdue | | 11/28/15 |



Trent Green



Antwaan Randle El

300-YARD PASSING GAMES

| Yds | C | A | TD | Opponent | Year |
|---------------------------|----|----|----|---------------------|------|
| Nate Sudfeld (20) | | | | | |
| 389 | 28 | 51 | 3 | vs. Duke | 2015 |
| 350 | 18 | 29 | 4 | at Purdue | 2015 |
| 385 | 23 | 35 | 4 | at Maryland | 2015 |
| 220 | 20 | 34 | 1 | Michigan | 2015 |
| 308 | 23 | 37 | 3 | at Michigan State | 2015 |
| 464 | 32 | 42 | 4 | Rutgers | 2015 |
| 205 | 19 | 34 | 2 | at Wake Forest | 2015 |
| 355 | 20 | 27 | 3 | Western Kentucky | 2015 |
| 234 | 19 | 33 | 1 | FIU | 2015 |
| 349 | 19 | 32 | 1 | Southern Illinois | 2015 |
| 230 | 23 | 29 | 3 | North Texas | 2014 |
| 252 | 18 | 33 | 1 | at Missouri | 2014 |
| 347 | 31 | 41 | 1 | at Bowling Green | 2014 |
| 224 | 25 | 41 | 2 | at Ohio State | 2013 |
| 267 | 20 | 27 | 3 | Illinois | 2013 |
| 231 | 23 | 38 | 2 | Penn State | 2013 |
| 229 | 21 | 39 | 1 | Missouri | 2013 |
| 335 | 17 | 26 | 2 | Bowling Green | 2013 |
| 363 | 31 | 42 | 4 | Navy | 2013 |
| 219 | 12 | 17 | 4 | Indiana State | 2013 |
| Ben Chappell (18) | | | | | |
| 330 | 31 | 50 | 3 | at Purdue | 2010 |
| 235 | 22 | 41 | 2 | vs. Penn State | 2010 |
| 222 | 27 | 46 | 0 | Iowa | 2010 |
| 308 | 30 | 54 | 1 | Northwestern | 2010 |
| 279 | 26 | 48 | 1 | at Illinois | 2010 |
| 382 | 26 | 42 | 4 | Arkansas State | 2010 |
| 480 | 45 | 64 | 3 | Michigan | 2010 |
| 342 | 23 | 33 | 4 | Akron | 2010 |
| 366 | 32 | 42 | 3 | at Western Kentucky | 2010 |
| 266 | 23 | 39 | 2 | Purdue | 2009 |
| 298 | 32 | 51 | 2 | at Penn State | 2009 |
| 323 | 25 | 35 | 3 | Wisconsin | 2009 |
| 227 | 23 | 41 | 2 | at Iowa | 2009 |
| 333 | 23 | 38 | 3 | Illinois | 2009 |
| 210 | 20 | 34 | 2 | Ohio State | 2009 |
| 270 | 21 | 38 | 0 | at Michigan | 2009 |
| 326 | 27 | 36 | 1 | Eastern Kentucky | 2009 |
| 219 | 21 | 34 | 1 | Northwestern | 2008 |
| Kellen Lewis (17) | | | | | |
| 204 | 22 | 43 | 2 | vs. Oklahoma State | 2007 |
| 216 | 23 | 39 | 1 | Purdue | 2007 |
| 204 | 18 | 27 | 2 | at Northwestern | 2007 |
| 354 | 22 | 35 | 4 | Ball State | 2007 |
| 318 | 30 | 48 | 3 | Penn State | 2007 |
| 235 | 24 | 46 | 1 | Minnesota | 2007 |
| 322 | 19 | 26 | 3 | at Iowa | 2007 |
| 263 | 26 | 51 | 2 | Illinois | 2007 |
| 221 | 20 | 40 | 3 | at Western Michigan | 2007 |
| 285 | 12 | 21 | 3 | Indiana State | 2007 |
| 290 | 26 | 42 | 1 | at Purdue | 2006 |
| 321 | 25 | 43 | 3 | at Minnesota | 2006 |
| 261 | 15 | 26 | 5 | Michigan State | 2006 |
| 255 | 19 | 25 | 3 | Iowa | 2006 |
| 240 | 20 | 39 | 0 | at Illinois | 2006 |
| 238 | 20 | 40 | 1 | Southern Illinois | 2006 |
| 228 | 15 | 28 | 1 | at Ball State | 2006 |
| Peyton Ramsey (17) | | | | | |
| 227 | 20 | 34 | 0 | vs. Tennessee | 2020 |
| 337 | 23 | 39 | 3 | at Purdue | 2019 |
| 217 | 17 | 29 | 0 | Michigan | 2019 |
| 371 | 31 | 41 | 1 | at Penn State | 2019 |
| 351 | 27 | 40 | 2 | at Nebraska | 2019 |
| 247 | 23 | 27 | 3 | Connecticut | 2019 |
| 226 | 13 | 14 | 2 | Eastern Illinois | 2019 |
| 345 | 36 | 51 | 1 | Purdue | 2018 |
| 243 | 16 | 28 | 2 | Maryland | 2018 |
| 232 | 29 | 44 | 2 | at Minnesota | 2018 |
| 236 | 26 | 36 | 1 | Penn State | 2018 |
| 263 | 31 | 42 | 1 | Iowa | 2018 |
| 322 | 26 | 49 | 3 | at Ohio State | 2018 |
| 288 | 27 | 40 | 1 | at Rutgers | 2018 |
| 272 | 32 | 46 | 2 | Michigan State | 2018 |
| 279 | 31 | 41 | 3 | at Maryland | 2017 |
| 321 | 32 | 41 | 2 | Charleston Southern | 2017 |



Nate Sudfeld

| Yds | C | A | TD | Opponent | Year |
|-------------------------------|----|----|----|-------------------|------|
| Steve Bradley (16) | | | | | |
| 200 | 15 | 30 | 14 | at Wisconsin | 1985 |
| 257 | 18 | 28 | 2 | Northwestern | 1985 |
| 265 | 19 | 30 | 3 | at Missouri | 1985 |
| 274 | 23 | 37 | 1 | Louisville | 1985 |
| 240 | 17 | 43 | 3 | at Purdue | 1984 |
| 263 | 19 | 31 | 3 | Iowa | 1984 |
| 279 | 23 | 49 | 1 | at Minnesota | 1984 |
| 332 | 30 | 45 | 0 | at Northwestern | 1984 |
| 338 | 27 | 46 | 1 | Kentucky | 1984 |
| 247 | 16 | 30 | 0 | at Duke | 1984 |
| 295 | 16 | 30 | 2 | Purdue | 1983 |
| 205 | 23 | 38 | 1 | Ohio State | 1983 |
| 320 | 21 | 32 | 4 | Minnesota | 1983 |
| 246 | 22 | 41 | 2 | at Michigan | 1983 |
| 260 | 21 | 44 | 1 | Northwestern | 1983 |
| 264 | 18 | 38 | 1 | at Kentucky | 1983 |
| Trent Green (14) | | | | | |
| 205 | 16 | 26 | 1 | Ohio State | 1992 |
| 312 | 24 | 46 | 1 | at Michigan State | 1992 |
| 211 | 19 | 29 | 0 | Missouri | 1992 |
| 294 | 28 | 41 | 3 | at Kentucky | 1992 |
| 208 | 14 | 27 | 0 | Miami (Ohio) | 1992 |
| 258 | 18 | 33 | 2 | Purdue | 1991 |
| 256 | 21 | 37 | 2 | at Ohio State | 1991 |
| 210 | 18 | 35 | 2 | at Iowa | 1991 |
| 241 | 17 | 29 | 0 | Minnesota | 1991 |
| 236 | 22 | 41 | 0 | at Michigan | 1991 |
| 265 | 9 | 16 | 3 | Northwestern | 1991 |
| 241 | 20 | 29 | 0 | at Missouri | 1991 |
| 232 | 17 | 20 | 1 | Kentucky | 1991 |
| 221 | 18 | 31 | 1 | at Notre Dame | 1991 |
| Antwaan Randle El (13) | | | | | |
| 225 | 12 | 24 | 0 | at Penn State | 2001 |
| 246 | 13 | 23 | 3 | Northwestern | 2001 |
| 263 | 12 | 21 | 2 | Minnesota | 2000 |
| 214 | 9 | 16 | 1 | Cincinnati | 2000 |
| 240 | 14 | 27 | 2 | NC State | 2000 |
| 329 | 22 | 33 | 1 | Purdue | 1999 |
| 290 | 18 | 34 | 4 | Michigan | 1999 |
| 247 | 12 | 23 | 4 | at Iowa | 1999 |
| 265 | 17 | 30 | 1 | Illinois | 1999 |
| 204 | 11 | 23 | 2 | at Penn State | 1999 |
| 201 | 16 | 32 | 1 | Kentucky | 1999 |
| 218 | 16 | 33 | 1 | Ohio State | 1998 |
| 385 | 22 | 29 | 3 | Western Michigan | 1998 |

| Yds | C | A | TD | Opponent | Year |
|------------------------------|----|----|----|---------------------|------|
| Richard Lagow (13) | | | | | |
| 373 | 32 | 60 | 3 | at Purdue | 2017 |
| 236 | 17 | 28 | 2 | Rutgers | 2017 |
| 289 | 32 | 48 | 2 | at Illinois | 2017 |
| 226 | 20 | 34 | 2 | Wisconsin | 2017 |
| 410 | 40 | 65 | 3 | Ohio State | 2017 |
| 292 | 23 | 40 | 2 | Penn State | 2016 |
| 394 | 28 | 47 | 3 | at Rutgers | 2016 |
| 207 | 16 | 25 | 0 | Maryland | 2016 |
| 317 | 35 | 59 | 0 | at Northwestern | 2016 |
| 276 | 16 | 26 | 2 | Michigan State | 2016 |
| 496 | 28 | 47 | 3 | Wake Forest | 2016 |
| 266 | 17 | 27 | 3 | Ball State | 2016 |
| 240 | 18 | 27 | 1 | at FIU | 2016 |
| Dave Schnell (10) | | | | | |
| 242 | 18 | 34 | 1 | at Illinois | 1989 |
| 247 | 22 | 30 | 1 | at Ohio State | 1989 |
| 254 | 15 | 22 | 1 | Northwestern | 1989 |
| 378 | 16 | 31 | 2 | vs. South Carolina | 1988 |
| 247 | 15 | 21 | 0 | Minnesota | 1988 |
| 218 | 18 | 33 | 1 | vs. Tennessee | 1988 |
| 250 | 21 | 33 | 0 | at Minnesota | 1987 |
| 200 | 15 | 23 | 2 | at Ohio State | 1987 |
| 316 | 19 | 31 | 2 | Missouri | 1987 |
| 224 | 12 | 16 | 2 | Rice | 1987 |
| Michael Penix Jr. (9) | | | | | |
| 373 | 35 | 53 | 0 | at Western Kentucky | 2021 |
| 224 | 17 | 40 | 2 | Cincinnati | 2021 |
| 491 | 27 | 51 | 5 | at Ohio State | 2020 |
| 320 | 25 | 38 | 2 | at Michigan State | 2020 |
| 342 | 30 | 50 | 3 | Michigan | 2020 |
| 238 | 17 | 26 | 3 | at Rutgers | 2020 |
| 282 | 20 | 29 | 3 | Rutgers | 2019 |
| 286 | 33 | 42 | 3 | at Michigan State | 2019 |
| 326 | 24 | 40 | 1 | vs. Ball State | 2019 |
| Babe Laufenberg (8) | | | | | |
| 297 | 24 | 32 | 1 | at Wisconsin | 1982 |
| 309 | 24 | 48 | 1 | Michigan State | 1982 |
| 335 | 34 | 56 | 4 | Ohio State | 1982 |
| 236 | 16 | 27 | 1 | at Minnesota | 1982 |
| 290 | 26 | 36 | 2 | Iowa | 1982 |
| 222 | 21 | 37 | 1 | at Michigan | 1982 |
| 228 | 24 | 35 | 0 | Syracuse | 1982 |
| 297 | 17 | 35 | 2 | at Iowa | 1981 |
| Cameron Coffman (8) | | | | | |
| 348 | 31 | 53 | 1 | at Purdue | 2012 |
| 454 | 33 | 59 | 2 | at Penn State | 2012 |
| 233 | 25 | 46 | 2 | Wisconsin | 2012 |
| 315 | 21 | 33 | 3 | Iowa | 2012 |
| 244 | 25 | 37 | 0 | at Navy | 2012 |
| 315 | 21 | 33 | 3 | Ohio State | 2012 |
| 272 | 23 | 44 | 3 | Michigan State | 2012 |
| 251 | 24 | 35 | 2 | Ball State | 2012 |
| Connor Bazelak (8) | | | | | |
| 210 | 24 | 42 | 1 | Purdue | 2022 |
| 292 | 29 | 42 | 0 | at Rutgers | 2022 |
| 230 | 29 | 42 | 3 | Maryland | 2022 |
| 203 | 25 | 49 | 1 | Michigan | 2022 |
| 223 | 22 | 44 | 1 | at Nebraska | 2022 |
| 284 | 31 | 66 | 2 | at Cincinnati | 2022 |
| 360 | 33 | 55 | 2 | Western Kentucky | 2022 |
| 330 | 28 | 52 | 1 | Illinois | 2022 |
| Matt LoVecchio (6) | | | | | |
| 239 | 21 | 34 | 1 | at Purdue | 2004 |
| 209 | 15 | 17 | 1 | at Illinois | 2004 |
| 236 | 12 | 24 | 2 | at Kentucky | 2004 |
| 204 | 13 | 20 | 0 | Northwestern | 2003 |
| 266 | 17 | 32 | 1 | Kentucky | 2003 |
| 211 | 13 | 29 | 1 | at Connecticut | 2003 |
| Gibran Hamdan (6) | | | | | |
| 335 | 21 | 48 | 0 | Iowa | 2002 |
| 310 | 24 | 36 | 4 | Wisconsin | 2002 |
| 210 | 16 | 26 | 1 | at Ohio State | 2002 |
| 290 | 14 | 23 | 1 | Central Michigan | 2002 |
| 234 | 13 | 38 | 1 | at Kentucky | 2002 |
| 212 | 17 | 34 | 1 | at Utah | 2002 |
| Tim Clifford (5) | | | | | |
| 345 | 11 | 14 | 5 | at Colorado | 1980 |
| 205 | 15 | 33 | 1 | Iowa | 1980 |
| 241 | 14 | 19 | 3 | at Illinois | 1979 |
| 232 | 12 | 26 | 2 | at Michigan | 1979 |
| 316 | 19 | 28 | 2 | at Iowa | 1979 |

| <i>Yds</i> | <i>C</i> | <i>A</i> | <i>TD</i> | <i>Opponent</i> | <i>Year</i> |
|--------------------------------|----------|----------|-----------|----------------------|-------------|
| Dave Kramme (5) | | | | | |
| 228 | 13 | 21 | 1 | Illinois | 1987 |
| 213 | 12 | 21 | 1 | at Purdue | 1986 |
| 232 | 17 | 27 | 1 | Illinois | 1986 |
| 211 | 14 | 22 | 3 | Navy | 1986 |
| 235 | 14 | 22 | 2 | at Illinois | 1985 |
| Jay Rodgers (5) | | | | | |
| 342 | 28 | 49 | 1 | Purdue | 1997 |
| 254 | 22 | 40 | 0 | at Minnesota | 1997 |
| 203 | 13 | 23 | 0 | at Wisconsin | 1997 |
| 288 | 28 | 45 | 0 | Kentucky | 1997 |
| 408 | 27 | 39 | 5 | Ball State | 1997 |
| Blake Powers (5) | | | | | |
| 253 | 26 | 43 | 0 | Minnesota | 2005 |
| 360 | 37 | 57 | 2 | at Iowa | 2005 |
| 244 | 20 | 41 | 3 | at Wisconsin | 2005 |
| 307 | 19 | 36 | 4 | Nicholls State | 2005 |
| 276 | 17 | 35 | 3 | at Central Michigan | 2005 |
| Richie Badar (4) | | | | | |
| 232 | 16 | 33 | 1 | at Oregon State | 1964 |
| 215 | 13 | 22 | 2 | Michigan State | 1964 |
| 227 | 17 | 34 | 1 | at Ohio State | 1964 |
| 256 | 20 | 28 | 1 | at Iowa | 1963 |
| Harry Gonso (4) | | | | | |
| 229 | 22 | 36 | 0 | at Michigan State | 1969 |
| 206 | 12 | 29 | 4 | at Wisconsin | 1969 |
| 228 | 23 | 30 | 2 | at Kentucky | 1969 |
| 221 | 13 | 14 | 2 | Baylor | 1968 |
| John Paci (4) | | | | | |
| 210 | 22 | 30 | 1 | Northwestern | 1994 |
| 379 | 20 | 37 | 4 | at Penn State | 1993 |
| 255 | 18 | 32 | 0 | at Minnesota | 1993 |
| 204 | 9 | 22 | 1 | at Minnesota | 1992 |
| Chris Dittoe (4) | | | | | |
| 207 | 16 | 30 | 0 | at Ohio State | 1995 |
| 206 | 20 | 27 | 2 | at Penn State | 1995 |
| 241 | 14 | 25 | 0 | Western Michigan | 1995 |
| 279 | 21 | 35 | 4 | Penn State | 1994 |
| Edward Wright-Baker (3) | | | | | |
| 209 | 23 | 40 | 0 | at North Texas | 2011 |
| 273 | 21 | 27 | 2 | South Carolina State | 2011 |
| 272 | 20 | 32 | 1 | vs. Ball State | 2011 |
| Tre Roberson (3) | | | | | |
| 273 | 25 | 37 | 6 | Purdue | 2013 |
| 288 | 16 | 23 | 3 | at Michigan | 2013 |
| 280 | 26 | 36 | 1 | Indiana State | 2012 |
| Brendan Sorsby (3) | | | | | |
| 269 | 13 | 19 | 3 | at Penn State | 2023 |
| 289 | 22 | 33 | 3 | at Illinois | 2023 |
| 226 | 17 | 31 | 3 | at Purdue | 2023 |
| Lou D'Achille (2) | | | | | |
| 232 | 20 | 38 | 1 | Ohio State | 1950 |
| 215 | 8 | 14 | 2 | Iowa | 1950 |
| Ed McNulty (2) | | | | | |
| 282 | 23 | 35 | 2 | TCU | 1972 |
| 227 | 13 | 32 | 1 | Northwestern | 1971 |
| Frank Stavroff (2) | | | | | |
| 316 | 23 | 36 | 2 | Michigan State | 1966 |
| 229 | 15 | 32 | 1 | at Iowa | 1966 |
| Tayven Jackson (2) | | | | | |
| 236 | 18 | 21 | 0 | Indiana State | 2023 |
| 299 | 24 | 34 | 1 | vs. Louisville | 2023 |
| Bob Hoernschmeyer (1) | | | | | |
| 345 | 14 | 18 | 6 | at Nebraska | 1943 |
| Del Russell (1) | | | | | |
| 308 | 10 | 13 | 2 | Marquette | 1947 |
| Florian Helinski (1) | | | | | |
| 243 | 9 | 24 | 0 | at Northwestern | 1954 |
| Terry Jones (1) | | | | | |
| 291 | 15 | 18 | 3 | Utah | 1975 |
| Scott Arnett (1) | | | | | |
| 223 | 19 | 32 | 1 | Michigan State | 1977 |
| Adam Greenleen (1) | | | | | |
| 229 | 23 | 40 | 1 | Michigan | 1995 |
| Jack Tuttle (1) | | | | | |
| 201 | 26 | 45 | 0 | vs. Ole Miss | 2021 |
| Donaven McCulley (1) | | | | | |
| 242 | 14 | 25 | 2 | at Maryland | 2021 |

RECEIVING RECORDS

CAREER RECEIVING YARDAGE

| 1. James Hardy | | 2,740 | |
|----------------|------------|--------------|-------------|
| Year | No. | Yds. | Avg. |
| 2005 | 61 | 893 | 14.7 |
| 2006 | 51 | 722 | 14.2 |
| 2007 | 79 | 1,125 | 14.2 |
| Totals | 191 | 2,740 | 14.5 |

| 2. Courtney Roby | | 2,524 | |
|------------------|------------|--------------|-------------|
| Year | No. | Yds. | Avg. |
| 2001 | 11 | 171 | 15.5 |
| 2002 | 59 | 1,039 | 17.6 |
| 2003 | 45 | 504 | 11.2 |
| 2004 | 55 | 810 | 14.7 |
| Totals | 170 | 2,524 | 14.8 |

| 3. Ernie Jones | | 2,361 | |
|----------------|------------|--------------|-------------|
| Year | No. | Yds. | Avg. |
| 1984 | 26 | 408 | 15.7 |
| 1985 | 16 | 205 | 12.8 |
| 1986 | 25 | 483 | 19.3 |
| 1987 | 66 | 1,265 | 19.2 |
| Totals | 133 | 2,361 | 17.8 |

| 4. Thomas Lewis | | 2,324 | |
|-----------------|------------|--------------|-------------|
| Year | No. | Yds. | Avg. |
| 1991 | 39 | 581 | 14.9 |
| 1992 | 54 | 685 | 12.7 |
| 1993 | 55 | 1,058 | 19.2 |
| Totals | 148 | 2,324 | 15.7 |

| 5. Duane Gunn | | 2,235 | |
|---------------|------------|--------------|-------------|
| Year | No. | Yds. | Avg. |
| 1981 | 31 | 656 | 21.2 |
| 1982 | 35 | 764 | 21.8 |
| 1983 | 50 | 815 | 16.3 |
| Totals | 116 | 2,235 | 19.3 |

| 6. Ty Fryfogle | | 2,231 | |
|----------------|------------|--------------|-------------|
| Year | No. | Yds. | Avg. |
| 2017 | 1 | 13 | 13.0 |
| 2018 | 29 | 381 | 13.1 |
| 2019 | 45 | 604 | 13.4 |
| 2020 | 37 | 721 | 19.5 |
| 2021 | 46 | 512 | 11.1 |
| Totals | 158 | 2,231 | 14.1 |

| 7. Nick Westbrook | | 2,226 | |
|-------------------|------------|--------------|-------------|
| Year | No. | Yds. | Avg. |
| 2015 | 6 | 69 | 11.5 |
| 2016 | 54 | 995 | 18.4 |
| 2018 | 42 | 590 | 14.0 |
| 2019 | 42 | 572 | 13.6 |
| Totals | 144 | 2,226 | 15.5 |

| 8. Damarlo Belcher | | 2,225 | |
|--------------------|------------|--------------|-------------|
| Year | No. | Yds. | Avg. |
| 2008 | 25 | 337 | 13.5 |
| 2009 | 61 | 770 | 12.6 |
| 2010 | 78 | 832 | 10.7 |
| 2011 | 25 | 286 | 11.4 |
| Totals | 189 | 2,225 | 11.8 |

| 9. Shane Wynn | | 2,198 | |
|---------------|------------|--------------|-------------|
| Year | No. | Yds. | Avg. |
| 2011 | 19 | 197 | 10.4 |
| 2012 | 68 | 660 | 9.7 |
| 2013 | 46 | 633 | 13.8 |
| 2014 | 56 | 708 | 12.6 |
| Totals | 189 | 2,198 | 11.6 |

| 10. Whop Philyor | | 2,067 | |
|------------------|------------|--------------|-------------|
| Year | No. | Yds. | Avg. |
| 2017 | 33 | 335 | 10.2 |
| 2018 | 23 | 235 | 10.2 |
| 2019 | 70 | 1,002 | 14.3 |
| 2020 | 54 | 495 | 9.2 |
| Totals | 180 | 2,067 | 11.5 |

SEASON RECEIVING YARDAGE

(700-yard receiving seasons)

| Yds. | Name | Year |
|----------|------------------|------|
| 1. 1,265 | Ernie Jones | 1987 |
| 2. 1,125 | James Hardy | 2007 |
| 3. 1,096 | Cody Latimer | 2013 |
| 4. 1,058 | Thomas Lewis | 1993 |
| 5. 1,039 | Courtney Roby | 2002 |
| 6. 1,035 | Simmie Cobbs Jr. | 2015 |
| 7. 1,002 | Whop Philyor | 2019 |
| 8. 995 | Nick Westbrook | 2016 |
| 9. 962 | Tandon Doss | 2009 |
| 10. 929 | Kenny Allen | 1985 |
| 11. 893 | James Hardy | 2005 |
| 12. 841 | Simmie Cobbs Jr. | 2017 |
| 13. 832 | Damarlo Belcher | 2010 |
| 14. 815 | Duane Gunn | 1983 |
| 15. 814 | Rob Turner | 1988 |
| 16. 810 | Courtney Roby | 2004 |
| 17. 764 | Duane Gunn | 1982 |
| 18. 764 | Tyrone Browning | 1998 |
| 19. 750 | Len Kenebrew | 1984 |
| 20. 727 | Glenn Scolnick | 1972 |
| 21. 722 | James Hardy | 2006 |
| 22. 721 | Ty Fryfogle | 2020 |
| 23. 717 | Rob Turner | 1990 |
| 24. 713 | Jade Butcher | 1968 |
| 25. 708 | Shane Wynn | 2014 |

GAME RECEIVING YARDAGE

(175-yard receiving games)

| Yds. | Name, Opponent | Date |
|---------|--------------------------------------|----------|
| 1. 285 | Thomas Lewis at Penn State | 11/6/93 |
| 2. 258 | Tyrone Browning vs. Western Michigan | 9/12/98 |
| 3. 256 | Nate Lundy at Colorado | 9/27/80 |
| 4. 221 | Tandon Doss vs. Michigan | 10/2/10 |
| 5. 218 | Ty Fryfogle at Ohio State | 11/21/10 |
| 6. 208 | Ricky Jones vs. Wake Forest | 9/24/16 |
| 7. 203 | James Hardy vs. Iowa | 10/15/05 |
| 8. 200 | Ty Fryfogle at Michigan State | 11/14/20 |
| 9. 198 | Courtney Roby vs. Iowa | 10/19/02 |
| 10. 197 | Duane Gunn at Iowa | 10/10/81 |
| 11. 192 | Simmie Cobbs Jr. at Maryland | 11/21/15 |
| 12. 189 | Cody Latimer vs. Illinois | 11/9/13 |
| 13. 186 | Ricky Jones vs. Southern Illinois | 9/5/15 |
| 14. 184 | Glenn Johnson at Utah | 9/7/02 |
| 184 | Courtney Roby at Kentucky | 9/18/04 |
| 16. 183 | Kenny Allen at Missouri | 9/28/85 |
| 17. 182 | Rob Turner vs. South Carolina | 12/28/88 |
| 182 | Whop Philyor vs. Rutgers | 10/12/19 |
| 19. 178 | Trent Smock at Kentucky | 9/28/74 |
| 178 | Whop Philyor at Nebraska | 10/26/19 |
| 21. 177 | Bill Couch at Iowa | 10/29/66 |
| 22. 177 | Thomas Lewis vs. Virginia Tech | 12/31/93 |
| 23. 175 | Jade Butcher at Arizona | 10/28/67 |
| 175 | Glenn Scolnick vs. TCU | 9/23/72 |

YEARLY RECEIVING LEADER

| Year | Name | No. | Yds. | Avg. | TD |
|------|-------------------|-----|-------|------|----|
| 1941 | Charles Jacoby | 11 | 297 | 27.0 | - |
| 1942 | Pete Pihos | 21 | 295 | 14.0 | - |
| 1943 | Pete Pihos | 19 | 262 | 13.8 | - |
| 1944 | Abe Addams | 21 | 332 | 15.8 | - |
| 1945 | Mel Grooms | 12 | 233 | 18.6 | - |
| 1946 | Mel Grooms | 19 | 232 | 12.2 | 0 |
| 1947 | Lou Mihajlovich | 26 | 346 | 13.3 | 2 |
| 1948 | John McDonnell | 14 | 240 | 17.1 | 2 |
| 1949 | Clint Anderson | 28 | 458 | 16.4 | 2 |
| 1950 | Clint Anderson | 20 | 224 | 11.2 | 0 |
| 1951 | Gene Gedman | 18 | 240 | 13.3 | 2 |
| 1952 | Earl Fisher | 27 | 343 | 12.7 | 1 |
| 1953 | John Bartkiewicz | 13 | 150 | 11.5 | 0 |
| 1954 | Brad Bomba | 11 | 221 | 20.1 | 0 |
| 1955 | Brad Bomba | 13 | 171 | 13.2 | 1 |
| 1956 | Brad Bomba | 31 | 407 | 13.1 | 1 |
| 1957 | Dave Whitstell | 14 | 290 | 20.7 | 2 |
| 1958 | Earl Faison | 6 | 76 | 12.7 | 1 |
| 1959 | Ted Acreman | 13 | 260 | 20.0 | 3 |
| 1960 | Earl Faison | 7 | 154 | 22.0 | 2 |
| 1961 | Bill Olavsky | 17 | 237 | 13.9 | 2 |
| 1962 | Mary Woodson | 15 | 200 | 13.3 | 1 |
| 1963 | Bill Malinchak | 25 | 353 | 14.1 | 2 |
| 1964 | Bill Malinchak | 46 | 634 | 13.8 | 5 |
| 1965 | Bill Malinchak | 44 | 699 | 15.9 | 7 |
| 1966 | Bill Couch | 45 | 546 | 12.1 | 2 |
| 1967 | Jade Butcher | 35 | 611 | 17.5 | 10 |
| 1968 | Jade Butcher | 44 | 713 | 16.2 | 10 |
| 1969 | Jade Butcher | 37 | 552 | 14.9 | 10 |
| 1970 | John Andrews | 29 | 268 | 9.2 | 1 |
| 1971 | Alan Dick | 25 | 312 | 12.5 | 5 |
| 1972 | Glenn Scolnick | 53 | 727 | 13.7 | 6 |
| 1973 | Trent Smock | 36 | 505 | 14.0 | 5 |
| 1974 | Trent Smock | 31 | 549 | 17.7 | 7 |
| 1975 | Trent Smock | 25 | 427 | 17.1 | 3 |
| 1976 | Keith Calvin | 26 | 319 | 12.3 | 2 |
| 1977 | Keith Calvin | 41 | 604 | 14.7 | 1 |
| 1978 | Mike Friede | 17 | 412 | 24.2 | 3 |
| 1979 | Bob Stephenson | 49 | 564 | 11.5 | 4 |
| 1980 | Bob Stephenson | 26 | 337 | 12.9 | 0 |
| 1981 | Bob Stephenson | 32 | 230 | 8.8 | 1 |
| 1982 | Duane Gunn | 35 | 764 | 21.8 | 5 |
| 1983 | Duane Gunn | 50 | 815 | 16.3 | 6 |
| 1984 | Len Kenebrew | 41 | 750 | 18.3 | 2 |
| 1985 | Kenny Allen | 55 | 929 | 16.9 | 3 |
| 1986 | Tony Buford | 26 | 416 | 16.0 | 1 |
| 1987 | Ernie Jones | 66 | 1,265 | 19.2 | 13 |
| 1988 | Rob Turner | 36 | 814 | 22.6 | 8 |
| 1989 | Eddie Thomas | 38 | 559 | 14.7 | 1 |
| 1990 | Rob Turner | 33 | 717 | 21.7 | 6 |
| 1991 | Eddie Thomas | 54 | 687 | 12.7 | 2 |
| 1992 | Thomas Lewis | 54 | 685 | 12.7 | 5 |
| 1993 | Thomas Lewis | 55 | 1,058 | 19.2 | 7 |
| 1994 | Eddie Baety | 45 | 558 | 12.4 | 4 |
| 1995 | Sean Glover | 33 | 239 | 7.2 | 0 |
| 1996 | Dorian Wilkerson | 40 | 490 | 12.2 | 1 |
| 1997 | Chris Gall | 54 | 422 | 7.8 | 2 |
| 1998 | Tyrone Browning | 47 | 764 | 16.3 | 2 |
| 1999 | Versie Gaddis | 35 | 633 | 18.1 | 3 |
| 2000 | Versie Gaddis | 29 | 554 | 19.1 | 3 |
| 2001 | Levron Williams | 26 | 289 | 11.1 | 2 |
| 2002 | Courtney Roby | 59 | 1,039 | 17.6 | 4 |
| 2003 | Courtney Roby | 45 | 504 | 11.2 | 0 |
| 2004 | Courtney Roby | 55 | 810 | 14.7 | 7 |
| 2005 | James Hardy | 61 | 893 | 14.7 | 10 |
| 2006 | James Hardy | 51 | 722 | 14.2 | 10 |
| 2007 | James Hardy | 79 | 1,125 | 14.2 | 16 |
| 2008 | Ray Fisher | 42 | 373 | 8.9 | 5 |
| 2009 | Tandon Doss | 77 | 962 | 12.5 | 5 |
| 2010 | Damarlo Belcher | 78 | 832 | 10.7 | 4 |
| 2011 | Kofi Hughes | 35 | 536 | 15.3 | 3 |
| 2012 | Shane Wynn | 68 | 660 | 9.7 | 6 |
| 2013 | Cody Latimer | 72 | 1,096 | 15.2 | 9 |
| 2014 | Shane Wynn | 56 | 708 | 12.6 | 3 |
| 2015 | Simmie Cobbs Jr. | 60 | 1,035 | 17.2 | 4 |
| 2016 | Nick Westbrook | 54 | 995 | 18.4 | 6 |
| 2017 | Simmie Cobbs Jr. | 72 | 841 | 11.7 | 8 |
| 2018 | Luke Timian | 46 | 422 | 9.2 | 0 |
| 2019 | Whop Philyor | 70 | 1,002 | 14.3 | 5 |
| 2020 | Ty Fryfogle | 37 | 721 | 19.5 | 7 |
| 2021 | Peyton Hendershot | 46 | 543 | 11.8 | 4 |
| 2022 | Cam Camper | 46 | 569 | 12.4 | 2 |
| 2023 | Doneven McCulley | 48 | 644 | 13.4 | 6 |



Cody Latimer

CAREER RECEPTIONS

| Rec. | Name | Years |
|------|---------------------|---------|
| 1. | 191 James Hardy | 2005-07 |
| 2. | 189 Damarlo Belcher | 2008-11 |
| | 189 Shane Wynn | 2011-14 |
| 4. | 180 Whop Philyor | 2017-20 |
| 5. | 170 Courtney Roby | 2001-04 |
| 6. | 158 Ty Fryfogle | 2017-21 |
| 7. | 154 Tandon Doss | 2008-10 |
| 8. | 148 Thomas Lewis | 1991-93 |
| 9. | 144 Nick Westbrook | 2015-19 |
| 10. | 143 Terrance Turner | 2007-10 |

SEASON RECEPTIONS

| Rec. | Name | Year |
|------|---------------------|------|
| 1. | 79 James Hardy | 2007 |
| 2. | 78 Damarlo Belcher | 2010 |
| 3. | 77 Tandon Doss | 2009 |
| 4. | 72 Cody Latimer | 2013 |
| | 72 Simmie Cobbs Jr. | 2017 |
| 6. | 70 Whop Philyor | 2019 |
| 7. | 68 Shane Wynn | 2012 |
| | 68 Luke Timian | 2017 |
| 9. | 67 Terrance Turner | 2010 |
| 10. | 66 Ernie Jones | 1987 |

GAME RECEPTIONS

| Rec. | Name, Opponent | Date |
|------|---|----------------|
| 1. | 18 Whop Philyor vs. Ole Miss | 1/2/21 |
| 2. | 16 Jason Spear vs. Purdue | 11/22/97 |
| 3. | 15 Tandon Doss vs. Michigan | 10/2/10 |
| 4. | 14 James Hardy vs. Penn State | 10/20/07 |
| | 14 Whop Philyor at Michigan State | 9/28/19 |
| | 14 Whop Philyor at Nebraska | 10/26/19 |
| 7. | 13 Tyrone Browning vs. Western Michigan | 9/12/98 |
| | 13 Whop Philyor at Maryland | 10/28/17 |
| | 13 Luke Timian at Maryland | 10/28/17 |
| | 13 Whop Philyor vs. Michigan State | 9/22/18 |
| 11. | 12 Thomas Lewis at Michigan State | 10/3/92 |
| | 12 Thomas Lewis at Penn State | 11/6/93 |
| | 12 James Hardy at Iowa | 10/15/05 |
| | 12 Shane Wynn vs. Michigan State | 10/6/12 |
| | 12 Shane Wynn at Penn State | 11/17/12 |
| | 12 Stephen Houston at Purdue | 11/24/12 |
| 17. | 11 Keith Calvin vs. Michigan State | 10/15/77 |
| | 11 Courtney Roby vs. Iowa | 10/19/02 |
| | 11 Damarlo Belcher vs. Northwestern | 10/30/10 |
| | 11 Cody Latimer vs. Illinois | 11/9/13 |
| | 11 Shane Wynn at Rutgers | 11/15/14 |
| | 11 Mitchell Paige vs. Duke | 12/26/15 |
| | 11 Simmie Cobbs Jr. vs. Ohio State | 8/31/17 |
| | 11 Whop Philyor vs. Michigan | 11/7/20 |
| | 11 Ty Fryfogle at Michigan State | 11/14/20 |
| | 11 Cam Camper vs. Illinois | 9/2/22 |
| | 11 Donaven McCulley at Illinois | 11/1/23 |
| 28. | 10 25 times | |
| | Last: Jaylin Lucas vs. Louisville | 9/16/23 |

CAREER RECEIVING TOUCHDOWNS

| TD | Name | Years |
|-----|-------------------|-------------|
| 1. | 36 James Hardy | 2005-07 |
| 2. | 30 Jade Butcher | 1967-69 |
| 3. | 20 Ernie Jones | 1984-87 |
| | 20 Shane Wynn | 2011-14 |
| 5. | 18 Thomas Lewis | 1991-93 |
| 6. | 17 Cody Latimer | 2011-13 |
| 7. | 16 Nick Westbrook | 2015-19 |
| 8. | 15 Trent Smock | 1973-75 |
| | Ted Bolser | 2010-13 |
| 10. | 14 Bill Malinchak | 1963-65 |
| | Duane Gunn | 1981-83 |
| | Rob Turner | 1987-88, 90 |
| | Ty Fryfogle | 2017-21 |
| | Peyton Hendershot | 2017-21 |

SEASON RECEIVING TOUCHDOWNS

| TD | Name | Year |
|-----|------------------|------|
| 1. | 16 James Hardy | 2007 |
| 2. | 13 Ernie Jones | 1987 |
| 3. | 11 Shane Wynn | 2013 |
| 4. | 10 Jade Butcher | 1967 |
| | Jade Butcher | 1968 |
| | Jade Butcher | 1969 |
| | James Hardy | 2005 |
| | James Hardy | 2006 |
| 9. | 9 Cody Latimer | 2013 |
| 10. | 8 Rob Turner | 1988 |
| | Simmie Cobbs Jr. | 2017 |

GAME RECEIVING TOUCHDOWNS

| TD | Name, Opponent | Date |
|----|---|----------|
| 1. | 4 James Hardy vs. Michigan State | 10/28/06 |
| 2. | 3 13 times, Last: Ty Fryfogle at Ohio State | 11/21/20 |



Courtney Roby

100-YARD RECEIVING GAMES

| Yds. | Rec. | TD | Opponent | Year | Yds. | Rec. | TD | Opponent | Year | Yds. | Rec. | TD | Opponent | Year |
|-----------------------------|------|----|-------------------|------|------|------|----|----------|------|------|------|----|----------|------|
| James Hardy (14) | | | | | | | | | | | | | | |
| 107 | 7 | 2 | at Northwestern | 2007 | | | | | | | | | | |
| 116 | 8 | 2 | Ball State | 2007 | | | | | | | | | | |
| 142 | 14 | 2 | Penn State | 2007 | | | | | | | | | | |
| 121 | 6 | 1 | at Michigan State | 2007 | | | | | | | | | | |
| 113 | 7 | 1 | at Iowa | 2007 | | | | | | | | | | |
| 153 | 3 | 2 | Indiana State | 2007 | | | | | | | | | | |
| 151 | 9 | 1 | at Purdue | 2006 | | | | | | | | | | |
| 115 | 5 | 1 | at Minnesota | 2006 | | | | | | | | | | |
| 104 | 8 | 3 | Iowa | 2006 | | | | | | | | | | |
| 203 | 12 | 1 | at Iowa | 2005 | | | | | | | | | | |
| 118 | 10 | 2 | Illinois | 2005 | | | | | | | | | | |
| 157 | 7 | 2 | at Wisconsin | 2005 | | | | | | | | | | |
| 122 | 8 | 1 | Nicholls State | 2005 | | | | | | | | | | |
| 107 | 5 | 1 | Central Michigan | 2005 | | | | | | | | | | |
| Ernie Jones (10) | | | | | | | | | | | | | | |
| 150 | 7 | 1 | vs. Tennessee | 1988 | | | | | | | | | | |
| 133 | 7 | 1 | Illinois | 1987 | | | | | | | | | | |
| 116 | 6 | 2 | at Iowa | 1987 | | | | | | | | | | |
| 124 | 8 | 0 | at Minnesota | 1987 | | | | | | | | | | |
| 120 | 6 | 2 | Missouri | 1987 | | | | | | | | | | |
| 163 | 8 | 2 | at Kentucky | 1987 | | | | | | | | | | |
| 120 | 6 | 1 | Rice | 1987 | | | | | | | | | | |
| 127 | 5 | 1 | Wisconsin | 1986 | | | | | | | | | | |
| 128 | 7 | 1 | at Purdue | 1984 | | | | | | | | | | |
| 112 | 6 | 1 | Wisconsin | 1984 | | | | | | | | | | |
| Jade Butcher (9) | | | | | | | | | | | | | | |
| 127 | 10 | 0 | at Michigan State | 1969 | | | | | | | | | | |
| 134 | 6 | 3 | at Wisconsin | 1969 | | | | | | | | | | |
| 120 | 8 | 0 | at Michigan State | 1968 | | | | | | | | | | |
| 114 | 5 | 2 | at Iowa | 1968 | | | | | | | | | | |
| 108 | 5 | 2 | Illinois | 1968 | | | | | | | | | | |
| 147 | 7 | 1 | Baylor | 1968 | | | | | | | | | | |
| 175 | 5 | 2 | at Arizona | 1967 | | | | | | | | | | |
| 114 | 5 | 2 | Iowa | 1967 | | | | | | | | | | |
| 117 | 5 | 2 | Kansas | 1967 | | | | | | | | | | |
| Thomas Lewis (8) | | | | | | | | | | | | | | |
| 177 | 6 | 2 | vs. Virginia Tech | 1993 | | | | | | | | | | |
| 104 | 4 | 1 | at Ohio State | 1993 | | | | | | | | | | |
| 285 | 12 | 2 | at Penn State | 1993 | | | | | | | | | | |
| 123 | 5 | 0 | at Minnesota | 1993 | | | | | | | | | | |
| 102 | 6 | 0 | Wisconsin | 1993 | | | | | | | | | | |
| 129 | 12 | 2 | at Kentucky | 1992 | | | | | | | | | | |
| 123 | 5 | 1 | Northwestern | 1991 | | | | | | | | | | |
| 108 | 8 | 1 | Kentucky | 1991 | | | | | | | | | | |
| Cody Latimer (7) | | | | | | | | | | | | | | |
| 110 | 7 | 1 | Purdue | 2013 | | | | | | | | | | |
| 189 | 11 | 3 | Illinois | 2013 | | | | | | | | | | |
| 140 | 9 | 0 | Penn State | 2013 | | | | | | | | | | |
| 136 | 8 | 1 | Missouri | 2013 | | | | | | | | | | |
| 137 | 6 | 1 | Bowling Green | 2013 | | | | | | | | | | |
| 113 | 7 | 3 | Iowa | 2012 | | | | | | | | | | |
| 115 | 4 | 2 | Ball State | 2012 | | | | | | | | | | |
| Simmie Cobbs Jr. (7) | | | | | | | | | | | | | | |
| 105 | 7 | 1 | at Purdue | 2017 | | | | | | | | | | |
| 138 | 10 | 2 | at Maryland | 2017 | | | | | | | | | | |
| 149 | 11 | 1 | Ohio State | 2017 | | | | | | | | | | |
| 121 | 6 | 0 | vs. Duke | 2015 | | | | | | | | | | |
| 192 | 9 | 0 | at Maryland | 2015 | | | | | | | | | | |
| 108 | 5 | 1 | at Michigan State | 2015 | | | | | | | | | | |
| 107 | 7 | 0 | Rutgers | 2015 | | | | | | | | | | |
| Whop Philyor (7) | | | | | | | | | | | | | | |
| 137 | 5 | 0 | at Rutgers | 2020 | | | | | | | | | | |
| 138 | 8 | 2 | at Purdue | 2019 | | | | | | | | | | |
| 178 | 14 | 0 | at Nebraska | 2019 | | | | | | | | | | |
| 182 | 10 | 0 | Rutgers | 2019 | | | | | | | | | | |
| 142 | 14 | 2 | at Michigan State | 2019 | | | | | | | | | | |
| 148 | 13 | 1 | Michigan State | 2018 | | | | | | | | | | |
| 127 | 13 | 1 | at Maryland | 2017 | | | | | | | | | | |
| Duane Gunn (6) | | | | | | | | | | | | | | |
| 140 | 5 | 1 | Purdue | 1983 | | | | | | | | | | |
| 119 | 7 | 0 | at Kentucky | 1983 | | | | | | | | | | |
| 118 | 4 | 0 | at Minnesota | 1982 | | | | | | | | | | |
| 156 | 6 | 1 | Iowa | 1982 | | | | | | | | | | |
| 197 | 6 | 2 | at Iowa | 1981 | | | | | | | | | | |
| 105 | 3 | 0 | at Syracuse | 1981 | | | | | | | | | | |

| <i>Yds</i> | <i>Rec</i> | <i>TD</i> | <i>Opponent</i> | <i>Year</i> | <i>Yds</i> | <i>Rec</i> | <i>TD</i> | <i>Opponent</i> | <i>Year</i> | <i>Yds</i> | <i>Rec</i> | <i>TD</i> | <i>Opponent</i> | <i>Year</i> |
|---------------------------|------------|-----------|--------------------|-------------|------------------------------|------------|-----------|---------------------|-------------|------------------------------|------------|-----------|---------------------|-------------|
| Courtney Roby (6) | | | | | Jerry Dorsey (3) | | | | | John McDonnell (1) | | | | |
| 150 | 8 | 1 | at Northwestern | 2004 | 125 | 3 | 1 | Cincinnati | 2000 | 121 | 4 | 0 | at Purdue | 1948 |
| 184 | 7 | 2 | at Kentucky | 2004 | 154 | 5 | 2 | Michigan | 1999 | Bob Robertson (1) | | | | |
| 123 | 8 | 0 | at Illinois | 2002 | 104 | 4 | 2 | at Iowa | 1999 | 114 | 2 | 1 | Iowa | 1950 |
| 198 | 11 | 0 | Iowa | 2002 | Versie Gaddis (3) | | | | | Dave Whitsell (1) | | | | |
| 153 | 4 | 1 | Central Michigan | 2002 | 155 | 6 | 1 | Minnesota | 2000 | 107 | 3 | 1 | Iowa | 1957 |
| 101 | 5 | 0 | at Kentucky | 2002 | 108 | 4 | 1 | NC State | 2000 | Raymond Terry (1) | | | | |
| Tandon Doss (6) | | | | | Damario Belcher (3) | | | | | John Andrews (1) | | | | |
| 103 | 8 | 1 | Arkansas State | 2010 | 101 | 4 | 1 | vs. Ball State | 2011 | 120 | 7 | 1 | Michigan State | 1966 |
| 221 | 15 | 0 | Michigan | 2010 | 121 | 6 | 1 | Arkansas State | 2010 | Charles Byrnes (1) | | | | |
| 130 | 7 | 1 | Illinois | 2009 | 135 | 10 | 1 | at Western Kentucky | 2010 | 113 | 8 | 0 | at Wisconsin | 1971 |
| 104 | 5 | 0 | at Michigan | 2009 | Mitchell Paige (3) | | | | | Lonnie Johnson (1) | | | | |
| 125 | 8 | 0 | Eastern Kentucky | 2009 | 100 | 6 | 0 | at Rutgers | 2016 | 123 | 5 | 1 | at Iowa | 1979 |
| 107 | 8 | 1 | Northwestern | 2008 | 101 | 9 | 0 | Nebraska | 2016 | Nate Lundy (1) | | | | |
| Kofi Hughes (6) | | | | | Cam Camper (3) | | | | | Dave Lilja (1) | | | | |
| 120 | 9 | 0 | at Ohio State | 2013 | 103 | 4 | 1 | Akron | 2023 | 108 | 10 | 1 | Navy | 1985 |
| 138 | 6 | 1 | vs. Michigan | 2013 | 126 | 10 | 0 | at Cincinnati | 2022 | Tony Buford (1) | | | | |
| 102 | 6 | 1 | vs. Navy | 2013 | 156 | 11 | 0 | Illinois | 2022 | 152 | 6 | 0 | Minnesota | 1988 |
| 110 | 6 | 0 | vs. Iowa | 2012 | Clifton Anderson (2) | | | | | Eric Matthews (1) | | | | |
| 110 | 5 | 1 | at Northwestern | 2012 | 110 | 5 | 0 | at Iowa | 1950 | 124 | 6 | 0 | Western Michigan | 1995 |
| 147 | 8 | 1 | at Ohio State | 2011 | 107 | 6 | 1 | Wisconsin | 1949 | O.J. Conner (1) | | | | |
| Nick Westbrook (6) | | | | | Brad Bomba (2) | | | | | Jahkeem Gilmore (1) | | | | |
| 103 | 3 | 1 | vs. Ball State | 2019 | 105 | 9 | 0 | Northwestern | 1956 | 107 | 5 | 2 | Nicholls State | 2005 |
| 125 | 8 | 1 | Purdue | 2018 | 156 | 5 | 0 | at Northwestern | 1954 | Andrew Means (1) | | | | |
| 109 | 5 | 1 | at Ohio State | 2018 | Bill Couch (2) | | | | | Donovan Hale (1) | | | | |
| 126 | 10 | 0 | at Northwestern | 2016 | 100 | 7 | 0 | at Ohio State | 1966 | 110 | 5 | 1 | Eastern Illinois | 2019 |
| 129 | 3 | 2 | Wake Forest | 2016 | 176 | 10 | 1 | at Iowa | 1966 | Donaven McCulley (1) | | | | |
| 133 | 3 | 2 | Ball State | 2016 | Glenn Scolnik (2) | | | | | DeQuee Carter (1) | | | | |
| Bill Malinckak (5) | | | | | Mike Friede (2) | | | | | Omar Cooper Jr. (1) | | | | |
| 133 | 8 | 2 | at Texas | 1965 | 119 | 7 | 1 | at Purdue | 1978 | 101 | 7 | 0 | Indiana State | 2023 |
| 137 | 6 | 2 | Purdue | 1965 | 144 | 2 | 1 | at Minnesota | 1978 | Donovan McCulley (1) | | | | |
| 120 | 6 | 2 | Michigan State | 1964 | Eddie Thomas (2) | | | | | Ray Fisher (2) | | | | |
| 113 | 9 | 0 | Purdue | 1963 | 101 | 8 | 0 | at Michigan State | 1991 | 134 | 6 | 2 | Ball State | 2007 |
| 102 | 6 | 1 | at Iowa | 1963 | 113 | 4 | 0 | Northwestern | 1989 | 106 | 9 | 0 | Minnesota | 2007 |
| Rob Turner (5) | | | | | Eddie Baety (2) | | | | | Terrance Turner (2) | | | | |
| 106 | 4 | 1 | Wisconsin | 1990 | 103 | 10 | 1 | Penn State | 1994 | 100 | 10 | 0 | at Purdue | 2010 |
| 134 | 4 | 1 | Ohio State | 1990 | 120 | 10 | 0 | at Michigan State | 1992 | 121 | 6 | 1 | Akron | 2010 |
| 110 | 4 | 2 | Missouri | 1990 | Ajamu Stoner (2) | | | | | Taysir Mack (2) | | | | |
| 182 | 5 | 1 | vs. South Carolina | 1988 | 123 | 5 | 1 | Illinois | 1995 | 132 | 7 | 1 | at Purdue | 2017 |
| 108 | 4 | 1 | at Purdue | 1988 | 102 | 8 | 0 | at Northwestern | 1995 | 111 | 7 | 2 | Charleston Southern | 2017 |
| Ricky Jones (5) | | | | | Dorian Wilkerson (2) | | | | | Peyton Hendershot (2) | | | | |
| 124 | 5 | 1 | Michigan State | 2016 | 130 | 5 | 1 | Ball State | 1997 | 106 | 6 | 2 | at Maryland | 2021 |
| 208 | 8 | 0 | Wake Forest | 2016 | 114 | 8 | 0 | at Toledo | 1996 | 100 | 7 | 0 | at Western Kentucky | 2021 |
| 119 | 6 | 1 | Rutgers | 2015 | Jason Spear (2) | | | | | D.J. Matthews Jr. (2) | | | | |
| 126 | 5 | 1 | Western Kentucky | 2015 | 147 | 16 | 0 | Purdue | 1997 | 109 | 7 | 1 | Illinois | 2022 |
| 186 | 6 | 1 | Southern Illinois | 2015 | 105 | 8 | 0 | Kentucky | 1997 | 120 | 5 | 0 | Cincinnati | 2021 |
| Trent Smock (4) | | | | | Levron Williams (2) | | | | | Richard Deranek (1) | | | | |
| 173 | 5 | 3 | Utah | 1975 | 111 | 8 | 0 | Purdue | 1999 | 134 | 4 | 0 | Marquette | 1947 |
| 129 | 6 | 2 | Minnesota | 1974 | 105 | 5 | 1 | Ohio State | 1998 | Scott McGowan (3) | | | | |
| 178 | 8 | 0 | at Kentucky | 1974 | Glenn Johnson (2) | | | | | Kenny Allen (3) | | | | |
| 109 | 5 | 2 | Northwestern | 1973 | 103 | 6 | 1 | Michigan State | 2002 | 115 | 6 | 1 | Northwestern | 1985 |
| Keith Calvin (4) | | | | | Ray Fisher (2) | | | | | Kenny Allen (3) | | | | |
| 142 | 7 | 0 | at Iowa | 1977 | 106 | 9 | 0 | Minnesota | 2007 | 183 | 10 | 1 | at Missouri | 1985 |
| 153 | 11 | 0 | Michigan State | 1977 | Terrance Turner (2) | | | | | Scott McGowan (3) | | | | |
| 141 | 7 | 0 | LSU | 1977 | 100 | 10 | 0 | at Purdue | 2010 | 115 | 5 | 0 | at Michigan State | 1992 |
| 123 | 8 | 1 | Nebraska | 1976 | 121 | 6 | 1 | Akron | 2010 | 115 | 2 | 2 | Northwestern | 1991 |
| Len Kenebrew (4) | | | | | Glenn Johnson (2) | | | | | Kenny Allen (3) | | | | |
| 103 | 6 | 0 | at Michigan State | 1984 | 184 | 10 | 1 | at Utah | 2002 | 149 | 10 | 0 | Louisville | 1985 |
| 108 | 6 | 0 | at Northwestern | 1984 | Ray Fisher (2) | | | | | Scott McGowan (3) | | | | |
| 155 | 8 | 0 | at Duke | 1984 | 134 | 6 | 2 | Ball State | 2007 | 106 | 6 | 0 | at Michigan State | 1992 |
| 110 | 7 | 1 | Ohio State | 1983 | 106 | 9 | 0 | Minnesota | 2007 | 113 | 5 | 0 | at Kentucky | 1992 |
| Shane Wynn (4) | | | | | Terrance Turner (2) | | | | | Scott McGowan (3) | | | | |
| 120 | 11 | 1 | at Rutgers | 2014 | 100 | 10 | 0 | at Purdue | 2010 | 115 | 2 | 2 | Northwestern | 1991 |
| 127 | 5 | 2 | North Texas | 2014 | 121 | 6 | 1 | Akron | 2010 | Kenny Allen (3) | | | | |
| 139 | 10 | 0 | at Bowling Green | 2014 | Taysir Mack (2) | | | | | Scott McGowan (3) | | | | |
| 108 | 8 | 0 | at Penn State | 2012 | 132 | 7 | 1 | at Purdue | 2017 | 115 | 2 | 2 | Northwestern | 1991 |
| Ty Fryfogle (4) | | | | | Peyton Hendershot (2) | | | | | Scott McGowan (3) | | | | |
| 218 | 7 | 3 | at Ohio State | 2020 | 106 | 6 | 2 | at Maryland | 2021 | 115 | 2 | 2 | Northwestern | 1991 |
| 200 | 11 | 2 | at Michigan State | 2020 | 100 | 7 | 0 | at Western Kentucky | 2021 | Kenny Allen (3) | | | | |
| 142 | 7 | 1 | Michigan | 2020 | D.J. Matthews Jr. (2) | | | | | Scott McGowan (3) | | | | |
| 131 | 5 | 1 | at Penn State | 2019 | 109 | 7 | 1 | Illinois | 2022 | 115 | 2 | 2 | Northwestern | 1991 |
| Kenny Allen (3) | | | | | Richard Deranek (1) | | | | | Scott McGowan (3) | | | | |
| 115 | 6 | 1 | Northwestern | 1985 | 134 | 4 | 0 | Marquette | 1947 | 115 | 2 | 2 | Northwestern | 1991 |
| 183 | 10 | 1 | at Missouri | 1985 | Scott McGowan (3) | | | | | Scott McGowan (3) | | | | |
| 149 | 10 | 0 | Louisville | 1985 | 106 | 6 | 0 | at Michigan State | 1992 | 115 | 2 | 2 | Northwestern | 1991 |
| Scott McGowan (3) | | | | | Scott McGowan (3) | | | | | Scott McGowan (3) | | | | |
| 106 | 6 | 0 | at Michigan State | 1992 | 113 | 5 | 0 | at Kentucky | 1992 | 115 | 2 | 2 | Northwestern | 1991 |
| 113 | 5 | 0 | at Kentucky | 1992 | 115 | 2 | 2 | Northwestern | 1991 | 115 | 2 | 2 | Northwestern | 1991 |
| 115 | 2 | 2 | Northwestern | 1991 | 115 | 2 | 2 | Northwestern | 1991 | 115 | 2 | 2 | Northwestern | 1991 |

RUSHING RECORDS

CAREER RUSHING YARDAGE

| 1. Anthony Thompson | | | | | 5,299 |
|---------------------|-------------|--------------|------------|-----------|-------|
| Year | Att | Yds | Avg. | TD | |
| 1986 | 191 | 806 | 4.2 | 5 | |
| 1987 | 257 | 1,014 | 3.9 | 12 | |
| 1988 | 355 | 1,686 | 4.7 | 26 | |
| 1989 | 358 | 1,793 | 5.0 | 24 | |
| Totals | 1161 | 5,299 | 4.6 | 67 | |

| 2. Antwaan Randle El | | | | | 3,895 |
|----------------------|------------|--------------|------------|-----------|-------|
| Year | Att | Yds | Avg. | TD | |
| 1998 | 227 | 873 | 3.8 | 10 | |
| 1999 | 224 | 788 | 3.5 | 13 | |
| 2000 | 218 | 1,270 | 5.8 | 13 | |
| 2001 | 188 | 964 | 5.1 | 8 | |
| Totals | 857 | 3,895 | 4.5 | 44 | |

| 3. Alex Smith | | | | | 3,492 |
|---------------|------------|--------------|------------|-----------|-------|
| Year | Att | Yds | Avg. | TD | |
| 1994 | 265 | 1,475 | 5.6 | 10 | |
| 1995 | 166 | 769 | 4.6 | 3 | |
| 1996 | 292 | 1,248 | 4.3 | 8 | |
| Totals | 723 | 3,492 | 4.8 | 21 | |

| 4. Mike Harkrader | | | | | 3,257 |
|-------------------|------------|--------------|------------|-----------|-------|
| Year | Att | Yds | Avg. | TD | |
| 1976 | 192 | 1,003 | 5.2 | 2 | |
| 1978 | 198 | 890 | 4.4 | 7 | |
| 1979 | 210 | 807 | 3.8 | 6 | |
| 1980 | 118 | 567 | 4.8 | 3 | |
| Totals | 718 | 3,257 | 4.5 | 18 | |

| 5. Tevin Coleman | | | | | 3,219 |
|------------------|------------|--------------|------------|-----------|-------|
| Year | Att | Yds | Avg. | TD | |
| 2012 | 51 | 225 | 4.4 | 1 | |
| 2013 | 131 | 958 | 7.3 | 12 | |
| 2014 | 270 | 2,036 | 7.5 | 15 | |
| Totals | 452 | 3,219 | 7.1 | 28 | |

| 6. Levron Williams | | | | | 3,095 |
|--------------------|------------|--------------|------------|-----------|-------|
| Year | Att | Yds | Avg. | TD | |
| 1998 | 6 | 56 | 9.3 | 0 | |
| 1999 | 118 | 817 | 6.9 | 4 | |
| 2000 | 116 | 821 | 7.1 | 10 | |
| 2001 | 212 | 1,401 | 6.6 | 17 | |
| Totals | 452 | 3,095 | 6.8 | 31 | |

| 7. Vaughn Dunbar | | | | | 3,029 |
|------------------|------------|--------------|------------|-----------|-------|
| Year | Att | Yds | Avg. | TD | |
| 1990 | 250 | 1,224 | 4.9 | 13 | |
| 1991 | 364 | 1,805 | 5.0 | 12 | |
| Totals | 613 | 3,029 | 4.9 | 25 | |

| 8. Courtney Snyder | | | | | 2,789 |
|--------------------|------------|--------------|------------|----------|-------|
| Year | Att | Yds | Avg. | TD | |
| 1973 | 87 | 424 | 4.8 | 1 | |
| 1974 | 291 | 1,254 | 4.3 | 4 | |
| 1975 | 248 | 1,103 | 4.4 | 3 | |
| 1976 | 5 | 8 | 1.6 | 0 | |
| Totals | 631 | 2,789 | 4.4 | 8 | |

| 9. Stevie Scott III | | | | | 2,543 |
|---------------------|------------|--------------|------------|-----------|-------|
| Year | Att | Yds | Avg. | TD | |
| 2018 | 228 | 1,137 | 5.0 | 10 | |
| 2019 | 178 | 845 | 4.7 | 10 | |
| 2020 | 156 | 561 | 3.6 | 10 | |
| Totals | 562 | 2,543 | 4.5 | 30 | |

| 10. John Isenbarger | | | | | 2,453 |
|---------------------|------------|--------------|------------|-----------|-------|
| Year | Att | Yds | Avg. | TD | |
| 1967 | 124 | 567 | 4.6 | 4 | |
| 1968 | 130 | 669 | 5.1 | 5 | |
| 1969 | 233 | 1,217 | 5.2 | 5 | |
| Totals | 487 | 2,453 | 5.0 | 14 | |

SEASON RUSHING YARDAGE

| SEASON RUSHING YARDAGE | | | (1,000-yard rushers) |
|------------------------|-------|-------------------|----------------------|
| Yds. | Name | Year | |
| 1. | 2,036 | Tevin Coleman | 2014 |
| 2. | 1,805 | Vaughn Dunbar | 1991 |
| 3. | 1,793 | Anthony Thompson | 1989 |
| 4. | 1,686 | Anthony Thompson | 1988 |
| 5. | 1,475 | Alex Smith | 1994 |
| 6. | 1,401 | Levron Williams | 2001 |
| 7. | 1,270 | Antwaan Randle El | 2000 |
| 8. | 1,254 | Courtney Snyder | 1974 |
| 9. | 1,248 | Alex Smith | 1996 |
| 10. | 1,224 | Vaughn Dunbar | 1990 |
| 11. | 1,217 | John Isenbarger | 1969 |
| 12. | 1,213 | Jordan Howard | 2015 |
| 13. | 1,137 | Stevie Scott III | 2018 |
| 14. | 1,122 | Devine Redding | 2016 |
| 15. | 1,103 | Courtney Snyder | 1975 |
| 16. | 1,075 | Lonnie Johnson | 1980 |
| 17. | 1,014 | Anthony Thompson | 1987 |
| 18. | 1,012 | Devine Redding | 2015 |
| 19. | 1,003 | Mike Harkrader | 1976 |

GAME RUSHING YARDAGE

| GAME RUSHING YARDAGE | | | | (200-yard rushers) |
|----------------------|------|-----------------------------------|----------|--------------------|
| Yds. | Name | Opponent | Date | |
| 1. | 377 | Anthony Thompson at Wisconsin | 11/11/89 | |
| 2. | 307 | Tevin Coleman at Rutgers | 11/15/14 | |
| 3. | 280 | Levron Williams at Wisconsin | 10/6/01 | |
| 4. | 265 | Vaughn Dunbar at Missouri | 9/28/91 | |
| 5. | 251 | Levron Williams at Michigan State | 11/10/01 | |
| 6. | 247 | Tevin Coleman vs. Indiana State | 8/30/14 | |
| 7. | 245 | Alex Smith at Purdue | 11/19/94 | |
| 8. | 241 | Levron Williams vs. Northwestern | 10/9/99 | |
| 9. | 240 | Brett Law vs. Missouri | 9/26/92 | |
| 10. | 238 | Jordan Howard vs. Michigan | 11/14/15 | |
| 11. | 237 | Lonnie Johnson vs. Illinois | 11/15/80 | |
| 12. | 232 | Alex Smith at Iowa | 10/8/94 | |
| 13. | 228 | Tevin Coleman at Ohio State | 11/22/14 | |
| 14. | 227 | Devine Redding vs. Duke | 12/26/15 | |
| 15. | 221 | Alex Smith at Kentucky | 9/17/94 | |

LONGEST RUNS

| Yds. | Name | Opponent | Date |
|------|------------------------------|----------------------------------|----------|
| 1. | 98+ | Mickey Erhard at Iowa | 1912 |
| 2. | 90+ | Tevin Coleman at Ohio State | 11/22/14 |
| 3. | 89+ | Darrick Burnett vs. Miami (Ohio) | 9/24/77 |
| 4. | 85+ | Larry Marks at Northwestern | 1923 |
| 8. | 85+ | Gene Gedman vs. Pittsburgh | 10/6/51 |
| 8. | 85+ | Darius Willis at Michigan | 9/26/09 |
| 7. | 83+ | George Ross at Northwestern | 1929 |
| 83+ | Bob Robertson vs. Notre Dame | 10/21/50 | |
| 83+ | Tevin Coleman at Iowa | 10/11/14 | |
| 10. | 82+ | Don Veller at Purdue | 1934 |
| 82+ | Rick Thompson vs. Baylor | 9/21/68 | |
| 82 | Ric Enis vs. NC State | 10/2/76 | |

t-touchdown



Tevin Coleman

YEARLY RUSHING LEADER

| Year | Name | Att. | Yds. | Avg. | TD |
|------|-----------------------|------|-------|------|----|
| 1941 | Robert White | 71 | 311 | 4.4 | — |
| 1942 | Bill Hillenbrand | 130 | 498 | 3.8 | — |
| 1943 | Jim Allerdice | 108 | 523 | 4.8 | — |
| 1944 | Harry Jagade | 111 | 450 | 4.1 | — |
| 1945 | George Tallafiero | 156 | 719 | 4.5 | — |
| 1946 | Pete Pihos | 76 | 262 | 3.4 | 6 |
| 1947 | Harry Jagade | 103 | 436 | 4.2 | 1 |
| 1948 | George Tallafiero | 98 | 262 | 2.6 | 3 |
| 1949 | Bob Robertson | 100 | 348 | 3.5 | 2 |
| 1950 | Bob Robertson | 113 | 551 | 4.9 | 7 |
| 1951 | Gene Gedman | 176 | 731 | 4.1 | 6 |
| 1952 | Gene Gedman | 143 | 574 | 4.0 | 8 |
| 1953 | Jerry Ellis | 69 | 264 | 4.8 | 2 |
| 1954 | John Bartkiewicz | 103 | 430 | 4.2 | 2 |
| 1955 | John Bartkiewicz | 114 | 456 | 4.0 | 2 |
| 1956 | Bob Fee | 134 | 621 | 4.6 | 6 |
| 1957 | John Meegan | 43 | 114 | 2.7 | 0 |
| 1958 | Ted Smith | 89 | 452 | 5.1 | 4 |
| 1959 | Ted Smith | 111 | 490 | 3.9 | 3 |
| 1960 | Joe Maroon | 66 | 348 | 5.3 | 2 |
| 1961 | Marv Woodson | 115 | 425 | 3.7 | 5 |
| 1962 | Marv Woodson | 136 | 540 | 4.0 | 5 |
| 1963 | Tom Nowatzke | 160 | 756 | 4.7 | 5 |
| 1964 | Tom Nowatzke | 150 | 545 | 3.6 | 9 |
| 1965 | Terry Cole | 91 | 286 | 3.1 | 2 |
| 1966 | Mike Krivoshia | 179 | 675 | 3.8 | 3 |
| 1967 | John Isenbarger | 120 | 579 | 4.8 | 4 |
| 1968 | John Isenbarger | 130 | 669 | 5.1 | 5 |
| 1969 | John Isenbarger | 233 | 1,217 | 5.2 | 5 |
| 1970 | John Motil | 101 | 358 | 3.5 | 2 |
| 1971 | Ken St. Pierre | 181 | 760 | 4.2 | 5 |
| 1972 | Ken Starling | 196 | 781 | 3.9 | 7 |
| 1973 | Ken Starling | 180 | 676 | 3.8 | 2 |
| 1974 | Courtney Snyder | 291 | 1,254 | 4.3 | 4 |
| 1975 | Courtney Snyder | 248 | 1,103 | 4.4 | 3 |
| 1976 | Mike Harkrader | 192 | 1,003 | 5.2 | 3 |
| 1977 | Ric Enis | 199 | 978 | 4.9 | 4 |
| 1978 | Mike Harkrader | 198 | 880 | 4.4 | 7 |
| 1979 | Mike Harkrader | 210 | 807 | 3.8 | 6 |
| 1980 | Lonnie Johnson | 200 | 1,075 | 5.4 | 11 |
| 1981 | Tim Hines | 67 | 271 | 4.0 | 1 |
| 1982 | Orlando Brown | 136 | 580 | 4.3 | 6 |
| 1983 | Orlando Brown | 72 | 312 | 4.3 | 2 |
| 1984 | Bobby Howard | 78 | 268 | 3.4 | 3 |
| 1985 | Bobby Howard | 194 | 967 | 5.0 | 7 |
| 1986 | Anthony Thompson | 191 | 806 | 4.2 | 5 |
| 1987 | Anthony Thompson | 257 | 1,014 | 3.9 | 12 |
| 1988 | Anthony Thompson | 355 | 1,686 | 4.7 | 26 |
| 1989 | Anthony Thompson | 358 | 1,793 | 5.0 | 24 |
| 1990 | Vaughn Dunbar | 250 | 1,224 | 4.9 | 13 |
| 1991 | Vaughn Dunbar | 364 | 1,805 | 5.0 | 12 |
| 1992 | Brett Law | 130 | 541 | 4.2 | 3 |
| 1993 | Jermaine Chaney | 186 | 716 | 3.8 | 6 |
| 1994 | Alex Smith | 265 | 1,475 | 5.6 | 10 |
| 1995 | Alex Smith | 166 | 769 | 4.6 | 3 |
| 1996 | Alex Smith | 292 | 1,248 | 4.3 | 8 |
| 1997 | DeWayne Hogan | 149 | 506 | 3.4 | 4 |
| 1998 | Antwaan Randle El | 227 | 873 | 3.8 | 10 |
| 1999 | Levron Williams | 118 | 817 | 6.9 | 4 |
| 2000 | Antwaan Randle El | 218 | 1,270 | 5.8 | 13 |
| 2001 | Levron Williams | 212 | 1,401 | 6.6 | 17 |
| 2002 | Yamar Washington | 174 | 688 | 4.0 | 9 |
| 2003 | BenJarvus Green-Ellis | 225 | 938 | 4.2 | 7 |
| 2004 | BenJarvus Green-Ellis | 231 | 794 | 3.4 | 5 |
| 2005 | Chris Taylor | 156 | 740 | 4.7 | 4 |
| 2006 | Kellen Lewis | 124 | 441 | 3.6 | 5 |
| 2007 | Kellen Lewis | 147 | 736 | 5.0 | 9 |
| 2008 | Marcus Thigpen | 94 | 631 | 6.7 | 7 |
| 2009 | Darius Willis | 123 | 607 | 4.9 | 6 |
| 2010 | Trea Burgess | 104 | 352 | 3.4 | 3 |
| 2011 | Stephen Houston | 151 | 802 | 5.3 | 8 |
| 2012 | Stephen Houston | 161 | 749 | 4.7 | 12 |
| 2013 | Tevin Coleman | 131 | 958 | 7.3 | 12 |
| 2014 | Tevin Coleman | 270 | 2,036 | 7.5 | 15 |
| 2015 | Jordan Howard | 196 | 1,213 | 6.2 | 9 |
| 2016 | Devine Redding | 253 | 1,122 | 4.4 | 7 |
| 2017 | Morgan Ellison | 143 | 704 | 4.9 | 6 |
| 2018 | Stevie Scott III | 228 | 1,137 | 5.0 | 10 |
| 2019 | Stevie Scott III | 178 | 845 | 4.7 | 10 |
| 2020 | Stevie Scott III | 156 | 561 | 3.6 | 10 |
| 2021 | Stephen Carr | 155 | 600 | 3.9 | 6 |
| 2022 | Shaun Shivers | 143 | 592 | 4.1 | 6 |
| 2023 | Trent Howland | 75 | 354 | 4.7 | 2 |

CAREER ATTEMPTS

| Att. | Name | Years | |
|------|-------|-------------------|---------|
| 1. | 1,161 | Anthony Thompson | 1986-89 |
| 2. | 857 | Antwaan Randle El | 1998-01 |
| 3. | 723 | Alex Smith | 1994-96 |
| 4. | 718 | Mike Harkrader | 1976-80 |
| 5. | 631 | Courtney Snyder | 1973-76 |
| 6. | 614 | Vaughn Dunbar | 1990-91 |
| 7. | 562 | Stevie Scott III | 2018-20 |
| 8. | 508 | Devine Redding | 2014-16 |
| 9. | 486 | Ken Starling | 1971-73 |
| 10. | 483 | John Isenbarger | 1967-69 |

SEASON ATTEMPTS

| Att. | Name | Year | |
|------|------|------------------|------|
| 1. | 364 | Vaughn Dunbar | 1991 |
| 2. | 358 | Anthony Thompson | 1989 |
| 3. | 355 | Anthony Thompson | 1988 |
| 4. | 292 | Alex Smith | 1996 |
| 5. | 291 | Courtney Snyder | 1974 |
| 6. | 270 | Tevin Coleman | 2014 |
| 7. | 265 | Alex Smith | 1994 |
| 8. | 257 | Anthony Thompson | 1987 |
| 9. | 253 | Devine Redding | 2016 |
| 10. | 250 | Vaughn Dunbar | 1990 |

GAME ATTEMPTS

| Att. | Name, Opponent | Date |
|------|-------------------------------------|----------|
| 1. | 52 Anthony Thompson at Wisconsin | 11/11/89 |
| 2. | 48 Sean Glover at Iowa | 10/14/95 |
| 3. | 47 Anthony Thompson vs. Iowa | 10/29/88 |
| 4. | 44 Alex Smith vs. Michigan State | 11/11/95 |
| 5. | 43 Darrick Burnett vs. Purdue | 11/19/77 |
| 43 | Anthony Thompson at Illinois | 11/7/88 |
| 43 | Anthony Thompson vs. Minnesota | 10/21/89 |
| 43 | Alex Smith at Iowa | 10/8/94 |
| 9. | 42 Brett Law vs. Missouri | 9/26/92 |
| 42 | BenJarvus Green-Ellis at Penn State | 11/15/03 |

CAREER RUSHING TOUCHDOWNS

| TD | Name | Years | |
|-----|------|-------------------|---------|
| 1. | 67 | Anthony Thompson | 1986-89 |
| 2. | 44 | Antwaan Randle El | 1998-01 |
| 3. | 31 | Levon Williams | 1998-01 |
| 4. | 30 | Stevie Scott III | 2018-20 |
| 5. | 28 | Tevin Coleman | 2012-14 |
| 6. | 25 | Vaughn Dunbar | 1990-91 |
| | 25 | Stephen Houston | 2011-13 |
| 8. | 21 | Alex Smith | 1994-96 |
| | 21 | Trent Green | 1990-92 |
| 10. | 19 | Lonnie Johnson | 1978-80 |

SEASON RUSHING TOUCHDOWNS

| TD | Name | Year | |
|----|------|-------------------|------|
| 1. | 26 | Anthony Thompson | 1988 |
| 2. | 24 | Anthony Thompson | 1989 |
| 3. | 17 | Levon Williams | 2001 |
| 4. | 15 | Tevin Coleman | 2014 |
| 5. | 13 | Vaughn Dunbar | 1990 |
| | 13 | Trent Green | 1991 |
| | 13 | Antwaan Randle El | 1999 |
| | 13 | Antwaan Randle El | 2000 |
| 9. | 12 | Anthony Thompson | 1987 |
| | 12 | Vaughn Dunbar | 1991 |
| | 12 | Stephen Houston | 2012 |
| | 12 | Tevin Coleman | 2013 |

GAME RUSHING TOUCHDOWNS

| TD | Name, Opponent | Date |
|----|-------------------------------------|----------|
| 1. | 6 Levon Williams at Wisconsin | 10/6/01 |
| 2. | 5 Anthony Thompson vs. Northwestern | 10/7/89 |
| 3. | 4 Anthony Thompson vs. Ohio State | 10/8/88 |
| 4 | Anthony Thompson at Wisconsin | 11/11/89 |
| 4 | Antwaan Randle El at Illinois | 11/4/00 |


Alex Smith
100-YARD RUSHING GAMES

| Yds | Att | TD | Opponent | Year |
|------------------------------|-----|----|--------------------|------|
| Anthony Thompson (28) | | | | |
| 189 | 38 | 1 | at Illinois | 1989 |
| 377 | 52 | 4 | at Wisconsin | 1989 |
| 216 | 43 | 3 | Minnesota | 1989 |
| 177 | 34 | 3 | at Ohio State | 1989 |
| 178 | 33 | 5 | Northwestern | 1989 |
| 118 | 23 | 2 | Toledo | 1989 |
| 159 | 25 | 3 | Missouri | 1989 |
| 117 | 24 | 1 | at Kentucky | 1989 |
| 140 | 26 | 2 | vs. South Carolina | 1988 |
| 167 | 25 | 3 | at Purdue | 1988 |
| 145 | 43 | 1 | vs. Illinois | 1988 |
| 168 | 47 | 3 | vs. Iowa | 1988 |
| 139 | 36 | 3 | vs. Minnesota | 1988 |
| 190 | 32 | 4 | vs. Ohio State | 1988 |
| 153 | 22 | 3 | at Northwestern | 1988 |
| 129 | 33 | 2 | vs. Missouri | 1988 |
| 166 | 39 | 2 | vs. Kentucky | 1988 |
| 187 | 23 | 3 | at Rice | 1988 |
| 103 | 24 | 2 | vs. Illinois | 1987 |
| 160 | 30 | 0 | at Minnesota | 1987 |
| 126 | 34 | 1 | vs. Ohio State | 1987 |
| 170 | 22 | 2 | vs. Northwestern | 1987 |
| 105 | 25 | 2 | vs. Rice | 1987 |
| 127 | 28 | 0 | vs. Florida State | 1986 |
| 131 | 31 | 1 | vs. Purdue | 1986 |
| 113 | 29 | 0 | vs. Illinois | 1986 |
| 126 | 35 | 1 | vs. Michigan State | 1986 |
| 207 | 39 | 0 | vs. Wisconsin | 1986 |
| Vaughn Dunbar (17) | | | | |
| 106 | 28 | 1 | vs. Baylor | 1991 |
| 153 | 29 | 1 | Purdue | 1991 |
| 125 | 28 | 0 | at Ohio State | 1991 |
| 137 | 25 | 1 | at Iowa | 1991 |
| 153 | 35 | 3 | Minnesota | 1991 |
| 205 | 38 | 1 | at Wisconsin | 1991 |
| 116 | 34 | 0 | at Michigan | 1991 |
| 148 | 19 | 0 | Northwestern | 1991 |
| 265 | 33 | 3 | at Missouri | 1991 |
| 147 | 39 | 1 | Kentucky | 1991 |
| 161 | 33 | 0 | at Notre Dame | 1991 |
| 105 | 30 | 3 | at Purdue | 1990 |
| 146 | 27 | 0 | Illinois | 1990 |
| 161 | 32 | 1 | Wisconsin | 1990 |
| 112 | 18 | 1 | Michigan | 1990 |
| 188 | 30 | 2 | Ohio State | 1990 |
| 125 | 12 | 1 | Missouri | 1990 |

| Yds | Att | TD | Opponent | Year |
|-------------------------------|-----|----|-------------------|------|
| Alex Smith (16) | | | | |
| 164 | 31 | 2 | at Purdue | 1996 |
| 130 | 30 | 0 | Penn State | 1996 |
| 136 | 33 | 1 | at Illinois | 1996 |
| 155 | 33 | 0 | at Kentucky | 1996 |
| 137 | 40 | 1 | vs. Miami (Ohio) | 1996 |
| 174 | 26 | 1 | at Toledo | 1996 |
| 183 | 44 | 1 | Michigan State | 1995 |
| 136 | 23 | 0 | at Northwestern | 1995 |
| 209 | 41 | 0 | Southern Miss | 1995 |
| 114 | 21 | 1 | Kentucky | 1995 |
| 245 | 31 | 2 | at Purdue | 1994 |
| 100 | 19 | 1 | at Michigan State | 1994 |
| 232 | 43 | 1 | at Iowa | 1994 |
| 221 | 19 | 2 | at Kentucky | 1994 |
| 191 | 33 | 1 | Miami (Ohio) | 1994 |
| 152 | 23 | 2 | Cincinnati | 1994 |
| Antwaan Randle El (16) | | | | |
| 141 | 24 | 1 | at Penn State | 2001 |
| 149 | 21 | 1 | at Michigan State | 2001 |
| 127 | 26 | 2 | at Iowa | 2001 |
| 102 | 14 | 0 | at Wisconsin | 2001 |
| 112 | 20 | 0 | at Purdue | 2000 |
| 156 | 24 | 1 | Wisconsin | 2000 |
| 209 | 32 | 4 | at Illinois | 2000 |
| 210 | 27 | 2 | Minnesota | 2000 |
| 187 | 19 | 2 | Iowa | 2000 |
| 157 | 37 | 3 | Illinois | 1999 |
| 115 | 20 | 3 | Kentucky | 1999 |
| 118 | 22 | 1 | Ball State | 1999 |
| 143 | 26 | 1 | Minnesota | 1998 |
| 110 | 26 | 0 | at Michigan | 1998 |
| 134 | 21 | 1 | at Michigan State | 1998 |
| 113 | 18 | 1 | at Cincinnati | 1998 |
| Tevin Coleman (15) | | | | |
| 130 | 29 | 0 | Purdue | 2014 |
| 228 | 27 | 3 | at Ohio State | 2014 |
| 307 | 32 | 1 | at Rutgers | 2014 |
| 108 | 27 | 0 | at Michigan | 2014 |
| 132 | 15 | 0 | Michigan State | 2014 |
| 219 | 15 | 3 | at Iowa | 2014 |
| 150 | 17 | 1 | North Texas | 2014 |
| 122 | 22 | 1 | Maryland | 2014 |
| 132 | 19 | 1 | at Missouri | 2014 |
| 192 | 24 | 3 | at Bowling Green | 2014 |
| 247 | 23 | 2 | Indiana State | 2014 |
| 215 | 15 | 2 | Illinois | 2013 |
| 108 | 14 | 1 | Minnesota | 2013 |
| 129 | 19 | 2 | Bowling Green | 2013 |
| 169 | 14 | 2 | Indiana State | 2013 |
| Levon Williams (14) | | | | |
| 129 | 21 | 0 | at Penn State | 2001 |
| 251 | 26 | 3 | at Michigan State | 2001 |
| 130 | 26 | 2 | vs. Northwestern | 2001 |
| 144 | 24 | 2 | at Iowa | 2001 |
| 280 | 20 | 6 | at Wisconsin | 2001 |
| 116 | 15 | 1 | vs. Utah | 2001 |
| 161 | 21 | 0 | at Illinois | 2000 |
| 135 | 20 | 1 | vs. Penn State | 2000 |
| 134 | 20 | 3 | vs. Minnesota | 2000 |
| 131 | 17 | 1 | Iowa | 2000 |
| 119 | 11 | 2 | Cincinnati | 2000 |
| 123 | 16 | 2 | at Minnesota | 1999 |
| 241 | 22 | 0 | Northwestern | 1999 |
| 168 | 15 | 1 | North Carolina | 1999 |
| John Isenbarger (13) | | | | |
| 165 | 30 | 0 | Purdue | 1969 |
| 130 | 31 | 1 | at Northwestern | 1969 |
| 140 | 21 | 1 | Iowa | 1969 |
| 152 | 25 | 0 | at Michigan State | 1969 |
| 123 | 20 | 2 | Illinois | 1969 |
| 184 | 35 | 1 | Minnesota | 1969 |
| 126 | 19 | 0 | at Kentucky | 1969 |
| 123 | 24 | 1 | Arizona | 1968 |
| 136 | 29 | 1 | at Iowa | 1968 |
| 159 | 18 | 1 | Illinois | 1968 |
| 102 | 17 | 1 | at Kansas | 1968 |
| 110 | 18 | 0 | at Minnesota | 1967 |
| 101 | 18 | 2 | at Michigan | 1967 |

| <i>Yds</i> | <i>Att</i> | <i>TD</i> | <i>Opponent</i> | <i>Year</i> | <i>Yds</i> | <i>Att</i> | <i>TD</i> | <i>Opponent</i> | <i>Year</i> | <i>Yds</i> | <i>Att</i> | <i>TD</i> | <i>Opponent</i> | <i>Year</i> |
|----------------------------------|------------|-----------|----------------------|-------------|------------|------------|-----------|-----------------|-------------|------------|------------|-----------|-----------------|-------------|
| Mike Harkrader (13) | | | | | | | | | | | | | | |
| 102 | 17 | 1 | at Northwestern | 1980 | | | | | | | | | | |
| 117 | 18 | 0 | at Ohio State | 1980 | | | | | | | | | | |
| 132 | 23 | 2 | Minnesota | 1979 | | | | | | | | | | |
| 146 | 30 | 2 | Northwestern | 1979 | | | | | | | | | | |
| 123 | 30 | 0 | at Wisconsin | 1979 | | | | | | | | | | |
| 129 | 21 | 1 | Iowa | 1978 | | | | | | | | | | |
| 113 | 32 | 2 | at Minnesota | 1978 | | | | | | | | | | |
| 164 | 27 | 1 | Illinois | 1978 | | | | | | | | | | |
| 162 | 31 | 1 | Northwestern | 1978 | | | | | | | | | | |
| 134 | 27 | 0 | Wisconsin | 1976 | | | | | | | | | | |
| 111 | 18 | 0 | at Michigan State | 1976 | | | | | | | | | | |
| 191 | 27 | 1 | at Iowa | 1976 | | | | | | | | | | |
| 179 | 22 | 0 | Northwestern | 1976 | | | | | | | | | | |
| Courtney Snyder (11) | | | | | | | | | | | | | | |
| 211 | 34 | 1 | Purdue | 1975 | | | | | | | | | | |
| 194 | 31 | 0 | at Wisconsin | 1975 | | | | | | | | | | |
| 174 | 34 | 0 | Minnesota | 1975 | | | | | | | | | | |
| 126 | 31 | 0 | at Purdue | 1974 | | | | | | | | | | |
| 125 | 28 | 0 | Michigan State | 1974 | | | | | | | | | | |
| 169 | 34 | 1 | at Northwestern | 1974 | | | | | | | | | | |
| 121 | 28 | 0 | Wisconsin | 1974 | | | | | | | | | | |
| 121 | 30 | 0 | at Ohio State | 1974 | | | | | | | | | | |
| 160 | 28 | 2 | Minnesota | 1974 | | | | | | | | | | |
| 143 | 32 | 0 | at Illinois | 1974 | | | | | | | | | | |
| 130 | 17 | 1 | at Michigan State | 1973 | | | | | | | | | | |
| Stephen Houston (9) | | | | | | | | | | | | | | |
| 120 | 17 | 2 | Purdue | 2013 | | | | | | | | | | |
| 150 | 17 | 2 | Illinois | 2013 | | | | | | | | | | |
| 111 | 13 | 1 | Minnesota | 2013 | | | | | | | | | | |
| 155 | 13 | 0 | Bowling Green | 2013 | | | | | | | | | | |
| 158 | 28 | 3 | at Purdue | 2012 | | | | | | | | | | |
| 102 | 12 | 1 | Ball State | 2012 | | | | | | | | | | |
| 129 | 7 | 1 | Purdue | 2011 | | | | | | | | | | |
| 151 | 19 | 2 | Northwestern | 2011 | | | | | | | | | | |
| 135 | 19 | 1 | at Wisconsin | 2011 | | | | | | | | | | |
| Stevie Scott III (9) | | | | | | | | | | | | | | |
| 116 | 26 | 2 | Northwestern | 2019 | | | | | | | | | | |
| 108 | 18 | 2 | at Maryland | 2019 | | | | | | | | | | |
| 164 | 12 | 0 | Rutgers | 2019 | | | | | | | | | | |
| 104 | 20 | 1 | Purdue | 2018 | | | | | | | | | | |
| 139 | 30 | 1 | at Michigan | 2018 | | | | | | | | | | |
| 103 | 19 | 1 | Maryland | 2018 | | | | | | | | | | |
| 138 | 26 | 2 | Penn State | 2018 | | | | | | | | | | |
| 114 | 18 | 2 | Ball State | 2018 | | | | | | | | | | |
| 204 | 31 | 1 | Virginia | 2018 | | | | | | | | | | |
| Ric Enis (8) | | | | | | | | | | | | | | |
| 110 | 22 | 1 | at Iowa | 1977 | | | | | | | | | | |
| 210 | 34 | 1 | Minnesota | 1977 | | | | | | | | | | |
| 149 | 35 | 1 | at Illinois | 1977 | | | | | | | | | | |
| 143 | 24 | 0 | vs. Michigan State | 1977 | | | | | | | | | | |
| 106 | 22 | 0 | at Nebraska | 1977 | | | | | | | | | | |
| 109 | 25 | 1 | Wisconsin | 1976 | | | | | | | | | | |
| 208 | 24 | 1 | NC State | 1976 | | | | | | | | | | |
| 148 | 29 | 2 | at Ohio State | 1975 | | | | | | | | | | |
| Devine Redding (8) | | | | | | | | | | | | | | |
| 108 | 23 | 2 | Penn State | 2016 | | | | | | | | | | |
| 130 | 17 | 1 | Maryland | 2016 | | | | | | | | | | |
| 100 | 19 | 0 | Michigan State | 2016 | | | | | | | | | | |
| 110 | 26 | 0 | Ball State | 2016 | | | | | | | | | | |
| 135 | 22 | 0 | at FIU | 2016 | | | | | | | | | | |
| 227 | 35 | 1 | vs. Duke | 2015 | | | | | | | | | | |
| 144 | 22 | 1 | at Purdue | 2015 | | | | | | | | | | |
| 130 | 24 | 0 | at Maryland | 2015 | | | | | | | | | | |
| Ken Staring (7) | | | | | | | | | | | | | | |
| 160 | 34 | 0 | Northwestern | 1973 | | | | | | | | | | |
| 136 | 31 | 1 | Illinois | 1973 | | | | | | | | | | |
| 105 | 23 | 1 | at Illinois | 1972 | | | | | | | | | | |
| 130 | 28 | 2 | Minnesota | 1972 | | | | | | | | | | |
| 123 | 25 | 0 | at Iowa | 1971 | | | | | | | | | | |
| 145 | 15 | 1 | Illinois | 1971 | | | | | | | | | | |
| 105 | 28 | 1 | at Wisconsin | 1971 | | | | | | | | | | |
| BenJarvus Green-Ellis (6) | | | | | | | | | | | | | | |
| 110 | 22 | 1 | Minnesota | 2004 | | | | | | | | | | |
| 115 | 23 | 0 | at Kentucky | 2004 | | | | | | | | | | |
| 155 | 35 | 1 | Purdue | 2003 | | | | | | | | | | |
| 203 | 42 | 0 | at Penn State | 2003 | | | | | | | | | | |
| 136 | 25 | 3 | Northwestern | 2003 | | | | | | | | | | |
| 107 | 20 | 2 | Indiana State | 2003 | | | | | | | | | | |
| Jordan Howard (6) | | | | | | | | | | | | | | |
| 238 | 35 | 2 | Michigan | 2015 | | | | | | | | | | |
| 174 | 22 | 2 | Iowa | 2015 | | | | | | | | | | |
| 168 | 33 | 1 | at Wake Forest | 2015 | | | | | | | | | | |
| 203 | 31 | 0 | Western Kentucky | 2015 | | | | | | | | | | |
| 159 | 27 | 0 | FIU | 2015 | | | | | | | | | | |
| 145 | 20 | 3 | Southern Illinois | 2015 | | | | | | | | | | |
| Bobby Howard (5) | | | | | | | | | | | | | | |
| 135 | 22 | 1 | Michigan State | 1985 | | | | | | | | | | |
| 122 | 29 | 1 | at Wisconsin | 1985 | | | | | | | | | | |
| 104 | 23 | 0 | Minnesota | 1985 | | | | | | | | | | |
| 111 | 21 | 1 | at Missouri | 1985 | | | | | | | | | | |
| 114 | 17 | 0 | at Purdue | 1984 | | | | | | | | | | |
| Marcus Thigpen (5) | | | | | | | | | | | | | | |
| 109 | 6 | 2 | Central Michigan | 2008 | | | | | | | | | | |
| 113 | 9 | 2 | Michigan State | 2008 | | | | | | | | | | |
| 100 | 7 | 2 | Murray State | 2008 | | | | | | | | | | |
| 140 | 19 | 0 | Purdue | 2007 | | | | | | | | | | |
| 104 | 20 | 0 | Michigan State | 2006 | | | | | | | | | | |
| Tom Nowatzke (4) | | | | | | | | | | | | | | |
| 101 | 30 | 2 | Iowa | 1964 | | | | | | | | | | |
| 124 | 20 | 0 | Purdue | 1963 | | | | | | | | | | |
| 134 | 27 | 1 | Oregon State | 1963 | | | | | | | | | | |
| 138 | 24 | 0 | at Minnesota | 1963 | | | | | | | | | | |
| Ken St. Pierre (4) | | | | | | | | | | | | | | |
| 109 | 31 | 0 | at Syracuse | 1972 | | | | | | | | | | |
| 142 | 25 | 2 | Purdue | 1971 | | | | | | | | | | |
| 107 | 23 | 1 | at Iowa | 1971 | | | | | | | | | | |
| 147 | 30 | 1 | Kentucky | 1971 | | | | | | | | | | |
| Darrick Burnett (4) | | | | | | | | | | | | | | |
| 117 | 28 | 1 | Washington | 1978 | | | | | | | | | | |
| 195 | 43 | 1 | Purdue | 1977 | | | | | | | | | | |
| 209 | 29 | 0 | Miami (Ohio) | 1977 | | | | | | | | | | |
| 132 | 22 | 1 | LSU | 1977 | | | | | | | | | | |
| Lonnie Johnson (4) | | | | | | | | | | | | | | |
| 220 | 36 | 2 | at Purdue | 1980 | | | | | | | | | | |
| 237 | 37 | 3 | Illinois | 1980 | | | | | | | | | | |
| 160 | 22 | 2 | at Northwestern | 1980 | | | | | | | | | | |
| 211 | 32 | 1 | Duke | 1980 | | | | | | | | | | |
| Orlando Brown (4) | | | | | | | | | | | | | | |
| 108 | 23 | 3 | at Northwestern | 1984 | | | | | | | | | | |
| 159 | 25 | 3 | at Minnesota | 1982 | | | | | | | | | | |
| 117 | 31 | 0 | Syracuse | 1982 | | | | | | | | | | |
| 110 | 18 | 2 | Northwestern | 1982 | | | | | | | | | | |
| Yamar Washington (4) | | | | | | | | | | | | | | |
| 108 | 20 | 0 | Central Michigan | 2005 | | | | | | | | | | |
| 130 | 31 | 3 | at Northwestern | 2002 | | | | | | | | | | |
| 129 | 26 | 3 | Central Michigan | 2002 | | | | | | | | | | |
| 163 | 32 | 0 | at Kentucky | 2002 | | | | | | | | | | |
| Brian Lewis (4) | | | | | | | | | | | | | | |
| 128 | 21 | 1 | Northwestern | 2003 | | | | | | | | | | |
| 116 | 17 | 1 | Kentucky | 2003 | | | | | | | | | | |
| 121 | 25 | 0 | Iowa | 2002 | | | | | | | | | | |
| 101 | 16 | 0 | Central Michigan | 2002 | | | | | | | | | | |
| Kellen Lewis (4) | | | | | | | | | | | | | | |
| 148 | 25 | 1 | Ball State | 2008 | | | | | | | | | | |
| 185 | 9 | 2 | Western Kentucky | 2008 | | | | | | | | | | |
| 199 | 18 | 2 | Akron | 2007 | | | | | | | | | | |
| 103 | 10 | 1 | at Purdue | 2006 | | | | | | | | | | |
| Darius Willis (4) | | | | | | | | | | | | | | |
| 102 | 14 | 2 | Towson | 2010 | | | | | | | | | | |
| 142 | 19 | 0 | Purdue | 2009 | | | | | | | | | | |
| 103 | 14 | 2 | at Northwestern | 2009 | | | | | | | | | | |
| 152 | 16 | 2 | at Michigan | 2009 | | | | | | | | | | |
| D'Angelo Roberts (4) | | | | | | | | | | | | | | |
| 102 | 14 | 2 | North Texas | 2014 | | | | | | | | | | |
| 129 | 24 | 1 | Indiana State | 2014 | | | | | | | | | | |
| 113 | 14 | 0 | Purdue | 2013 | | | | | | | | | | |
| 102 | 19 | 1 | South Carolina State | 2011 | | | | | | | | | | |
| Gene Gedman (3) | | | | | | | | | | | | | | |
| 139 | 26 | 0 | Iowa | 1952 | | | | | | | | | | |
| 137 | 27 | 2 | at Minnesota | 1951 | | | | | | | | | | |
| 187 | 26 | 2 | Pittsburgh | 1951 | | | | | | | | | | |
| Harry Gonso (3) | | | | | | | | | | | | | | |
| 127 | 22 | 0 | Wisconsin | 1967 | | | | | | | | | | |
| 119 | 22 | 0 | Iowa | 1967 | | | | | | | | | | |
| 115 | 25 | 0 | Kentucky | 1967 | | | | | | | | | | |
| Bob Pernell (3) | | | | | | | | | | | | | | |
| 115 | 17 | 1 | at Purdue | 1968 | | | | | | | | | | |
| 112 | 17 | 1 | at Kansas | 1968 | | | | | | | | | | |
| 158 | 22 | 1 | Baylor | 1968 | | | | | | | | | | |
| Chris Taylor (3) | | | | | | | | | | | | | | |
| 132 | 18 | 1 | Illinois | 2005 | | | | | | | | | | |
| 176 | 17 | 0 | Kentucky | 2005 | | | | | | | | | | |
| 102 | 21 | 1 | at Northwestern | 2002 | | | | | | | | | | |
| Tre Roberson (3) | | | | | | | | | | | | | | |
| 154 | 21 | 0 | Purdue | 2013 | | | | | | | | | | |
| 114 | 5 | 2 | at Massachusetts | 2012 | | | | | | | | | | |
| 121 | 22 | 1 | Northwestern | 2011 | | | | | | | | | | |
| Stephen Carr (3) | | | | | | | | | | | | | | |
| 136 | 21 | 2 | at Maryland | 2021 | | | | | | | | | | |
| 109 | 25 | 2 | at Western Kentucky | 2021 | | | | | | | | | | |
| 118 | 22 | 1 | Idaho | 2021 | | | | | | | | | | |
| George Taliaferro (2) | | | | | | | | | | | | | | |
| 101 | 18 | 0 | vs. Purdue | 1945 | | | | | | | | | | |
| 102 | 8 | 2 | at Iowa | 1945 | | | | | | | | | | |
| Bob Robertson (2) | | | | | | | | | | | | | | |
| 103 | 21 | 0 | at Pittsburgh | 1951 | | | | | | | | | | |
| 185 | 18 | 2 | Notre Dame | 1950 | | | | | | | | | | |
| John Bartkiewicz (2) | | | | | | | | | | | | | | |
| 120 | 19 | 1 | vs. Ohio | 1955 | | | | | | | | | | |
| 100 | 11 | 0 | Purdue | 1953 | | | | | | | | | | |
| Marv Woodson (2) | | | | | | | | | | | | | | |
| 101 | 28 | 0 | at Ohio State | 1962 | | | | | | | | | | |
| 100 | 15 | 1 | at Kansas State | 1961 | | | | | | | | | | |
| Brett Law (2) | | | | | | | | | | | | | | |
| 140 | 27 | 1 | Iowa | 1993 | | | | | | | | | | |
| 240 | 42 | 2 | Missouri | 1992 | | | | | | | | | | |
| Michael Batts (2) | | | | | | | | | | | | | | |
| 100 | 17 | 0 | Kentucky | 1993 | | | | | | | | | | |
| 111 | 23 | 0 | Wisconsin | 1992 | | | | | | | | | | |
| Jermaine Chaney (2) | | | | | | | | | | | | | | |
| 167 | 17 | 1 | at Kentucky | 1994 | | | | | | | | | | |
| 109 | 31 | 1 | at Minnesota | 1993 | | | | | | | | | | |
| Sean Glover (2) | | | | | | | | | | | | | | |
| 123 | 27 | 1 | vs. Penn State | 1995 | | | | | | | | | | |
| 199 | 48 | 1 | at Iowa | 1995 | | | | | | | | | | |
| Jason Spear (2) | | | | | | | | | | | | | | |
| 120 | 29 | 0 | at North Carolina | 1997 | | | | | | | | | | |
| 103 | 26 | 0 | at Michigan State | 1996 | | | | | | | | | | |
| DeWayne Hogan (2) | | | | | | | | | | | | | | |
| 164 | 38 | 1 | Illinois | 1997 | | | | | | | | | | |
| 124 | 34 | 2 | at Wisconsin | 1997 | | | | | | | | | | |
| Morgan Ellison (2) | | | | | | | | | | | | | | |
| 149 | 15 | 2 | Rutgers | 2017 | | | | | | | | | | |
| 186 | 25 | 2 | Georgia Southern | 2017 | | | | | | | | | | |
| Shaun Shivers (2) | | | | | | | | | | | | | | |
| 115 | 13 | 2 | at Michigan State | 2022 | | | | | | | | | | |
| 155 | 20 | 1 | Idaho | 2022 | | | | | | | | | | |
| Bob White (1) | | | | | | | | | | | | | | |
| 129 | 18 | 1 | at Fort Knox | 1942 | | | | | | | | | | |
| James Allerdice (1) | | | | | | | | | | | | | | |
| 131 | 20 | 3 | Wabash | 1943 | | | | | | | | | | |
| Harry Jagade (1) | | | | | | | | | | | | | | |
| 137 | 30 | 1 | at Purdue | 1944 | | | | | | | | | | |
| Pete Pihos (1) | | | | | | | | | | | | | | |
| 113 | 25 | 2 | at Pittsburgh | 1945 | | | | | | | | | | |
| Richard Deranek (1) | | | | | | | | | | | | | | |
| 133 | 8 | 3 | Cornell (Iowa) | 1945 | | | | | | | | | | |
| Richard Olson (1) | | | | | | | | | | | | | | |
| 100 | 17 | 0 | at Purdue | 1950 | | | | | | | | | | |
| William Dozier (1) | | | | | | | | | | | | | | |
| 100 | 17 | 0 | Michigan State | 1951 | | | | | | | | | | |
| Jerrold Ellis (1) | | | | | | | | | | | | | | |
| 105 | 11 | 0 | at Northwestern | 1952 | | | | | | | | | | |
| Miit Campbell (1) | | | | | | | | | | | | | | |
| 130 | 22 | 1 | Villanova | 1955 | | | | | | | | | | |
| Robert Fee (1) | | | | | | | | | | | | | | |
| 107 | 18 | 1 | Marquette | 1956 | | | | | | | | | | |
| Jason Yore (1) | | | | | | | | | | | | | | |
| 109 | 13 | 0 | at Notre Dame | 1956 | | | | | | | | | | |
| Vic Jones (1) | | | | | | | | | | | | | | |
| 133 | 34 | 0 | at Michigan | 1958 | | | | | | | | | | |
| Ted Smith (1) | | | | | | | | | | | | | | |
| 171 | 15 | 2 | West Virginia | 1958 | | | | | | | | | | |

| <i>Yds</i> | <i>Att</i> | <i>TD</i> | <i>Opponent</i> | <i>Year</i> |
|-------------------------------|------------|-----------|------------------|-------------|
| John Henry Jackson (1) | | | | |
| 102 | 19 | 1 | Marquette | 1959 |
| Joseph Maroon (1) | | | | |
| 136 | 15 | 2 | Marquette | 1960 |
| Trent Walters (1) | | | | |
| 105 | 10 | 1 | Cincinnati | 1963 |
| Michael Krivoshia (1) | | | | |
| 141 | 30 | 1 | Minnesota | 1966 |
| Terry Cole (1) | | | | |
| 155 | 15 | 1 | Purdue | 1967 |
| Rick Thompson (1) | | | | |
| 146 | 14 | 2 | Baylor | 1968 |
| Hank Pogue (1) | | | | |
| 171 | 24 | 2 | Illinois | 1969 |
| Anthony D'Orazio (1) | | | | |
| 115 | 22 | 0 | at Nebraska | 1977 |
| Timothy Hines (1) | | | | |
| 109 | 19 | 0 | Purdue | 1981 |
| Al Christy (1) | | | | |
| 101 | 25 | 0 | at Northwestern | 1981 |
| Steve Bradley (1) | | | | |
| 101 | 9 | 1 | Louisville | 1985 |
| Damon Sweazy (1) | | | | |
| 136 | 23 | 0 | at Northwestern | 1986 |
| Emmett Pride (1) | | | | |
| 113 | 21 | 0 | Miami (Ohio) | 1992 |
| Frankie Franklin (1) | | | | |
| 146 | 28 | 0 | Iowa | 1998 |
| Marcus Floyd (1) | | | | |
| 105 | 17 | 0 | at Cincinnati | 1998 |
| Chris Gall (1) | | | | |
| 100 | 5 | 1 | at Kentucky | 1998 |
| Josiah Sears (1) | | | | |
| 100 | 9 | 1 | Wisconsin | 2006 |
| Demetrius McCray (1) | | | | |
| 134 | 17 | 1 | Western Michigan | 2009 |
| Nick Turner (1) | | | | |
| 103 | 11 | 0 | at Wisconsin | 2010 |
| Trea Burgess (1) | | | | |
| 102 | 19 | 0 | Arkansas State | 2010 |
| Zander Diamont (1) | | | | |
| 104 | 11 | 2 | Maryland | 2016 |
| Tyler Natee (1) | | | | |
| 111 | 18 | 1 | Maryland | 2016 |
| Cole Gest (1) | | | | |
| 104 | 23 | 1 | Rutgers | 2017 |
| Sampson James (1) | | | | |
| 118 | 22 | 1 | at Purdue | 2019 |
| Tim Baldwin Jr. (1) | | | | |
| 106 | 16 | 0 | Maryland | 2020 |
| Jaylin Lucas (1) | | | | |
| 100 | 9 | 1 | Purdue | 2022 |

TOTAL OFFENSE RECORDS

CAREER TOTAL OFFENSE

| 1. Antwaan Randle El | | 11,364 | |
|----------------------|--------------|--------------|---------------|
| Year | Pass | Rush | Total |
| 1998 | 1,745 | 873 | 2,618 |
| 1999 | 2,277 | 788 | 3,065 |
| 2000 | 1,783 | 1,270 | 3,053 |
| 2001 | 1,864 | 964 | 2,828 |
| Totals | 7,469 | 3,895 | 11,364 |

| 2. Kellen Lewis | | 8,072 | |
|-----------------|--------------|--------------|--------------|
| Year | Pass | Rush | Total |
| 2006 | 2,221 | 441 | 2,662 |
| 2007 | 3,043 | 736 | 3,779 |
| 2008 | 1,131 | 500 | 1,631 |
| Totals | 6,395 | 1,677 | 8,072 |

| 3. Nate Sudfeld | | 8,011 | |
|-----------------|--------------|------------|--------------|
| Year | Pass | Rush | Total |
| 2012 | 632 | 7 | 639 |
| 2013 | 2,523 | (-34) | 2,489 |
| 2014 | 1,151 | 98 | 1,249 |
| 2015 | 3,573 | 61 | 3,634 |
| Total | 7,879 | 132 | 8,011 |

| 4. Peyton Ramsey | | 7,413 | |
|------------------|--------------|------------|--------------|
| Year | Pass | Rush | Total |
| 2017 | 1,252 | 226 | 1,478 |
| 2018 | 2,875 | 354 | 3,229 |
| 2019 | 2,454 | 252 | 2,706 |
| Totals | 6,581 | 832 | 7,413 |

| 5. Ben Chappell | | 7,331 | |
|-----------------|--------------|-----------|--------------|
| Year | Pass | Rush | Total |
| 2007 | 14 | 3 | 17 |
| 2008 | 1,001 | 72 | 1,073 |
| 2009 | 2,941 | (-9) | 2,932 |
| 2010 | 3,295 | 14 | 3,309 |
| Totals | 7,251 | 80 | 7,331 |

| 6. Steve Bradley | | 6,943 | |
|------------------|--------------|------------|--------------|
| Year | Pass | Rush | Total |
| 1983 | 2,298 | 108 | 2,406 |
| 1984 | 2,544 | 17 | 2,561 |
| 1985 | 1,737 | 239 | 1,976 |
| Totals | 6,579 | 364 | 6,943 |

| 7. Dave Schnell | | 6,073 | |
|-----------------|--------------|------------|--------------|
| Year | Pass | Rush | Total |
| 1986 | 278 | 53 | 331 |
| 1987 | 1,707 | 55 | 1,762 |
| 1988 | 1,877 | 307 | 2,184 |
| 1989 | 1,608 | 188 | 1,796 |
| Totals | 5,470 | 603 | 6,073 |

| 8. Trent Green | | 5,916 | |
|----------------|--------------|------------|--------------|
| Year | Pass | Rush | Total |
| 1989 | 59 | 38 | 97 |
| 1990 | 934 | 249 | 1,183 |
| 1991 | 2,627 | 202 | 2,829 |
| 1992 | 1,780 | 27 | 1,807 |
| Totals | 5,400 | 516 | 5,916 |

| 9. Anthony Thompson | | 5,299 | |
|---------------------|----------|--------------|--------------|
| Year | Pass | Rush | Total |
| 1986 | 0 | 606 | 606 |
| 1987 | 0 | 1,014 | 1,014 |
| 1988 | 0 | 1,686 | 1,686 |
| 1989 | 0 | 1,793 | 1,793 |
| Totals | 0 | 5,299 | 5,299 |

| 10. Richard Lagow | | 5,060 | |
|-------------------|--------------|---------------|--------------|
| Year | Pass | Rush | Total |
| 2016 | 3,362 | (-188) | 3,174 |
| 2017 | 1,936 | (-50) | 1,886 |
| Totals | 5,298 | (-238) | 5,060 |

SEASON TOTAL OFFENSE

(2000-yard total offense seasons)


| Yds. | Name | Year | |
|------|-------|-------------------|------|
| 1. | 3,779 | Kellen Lewis | 2007 |
| 2. | 3,634 | Nate Sudfeld | 2015 |
| 3. | 3,309 | Ben Chappell | 2010 |
| 4. | 3,229 | Peyton Ramsey | 2018 |
| 5. | 3,174 | Richard Lagow | 2016 |
| 6. | 3,065 | Antwaan Randle El | 1999 |
| 7. | 3,053 | Antwaan Randle El | 2000 |
| 8. | 2,932 | Ben Chappell | 2009 |
| 9. | 2,829 | Trent Green | 1991 |
| 10. | 2,733 | Cameron Coffman | 2012 |
| 11. | 2,706 | Peyton Ramsey | 2019 |
| 12. | 2,662 | Kellen Lewis | 2006 |
| 13. | 2,628 | Antwaan Randle El | 2001 |
| 14. | 2,618 | Antwaan Randle El | 1998 |
| 15. | 2,561 | Steve Bradley | 1984 |
| 16. | 2,489 | Nate Sudfeld | 2013 |
| 17. | 2,426 | Blake Powers | 2005 |
| 18. | 2,406 | Steve Bradley | 1983 |
| 19. | 2,351 | Babe Laufenberg | 1982 |
| 20. | 2,184 | Dave Schnell | 1988 |
| 21. | 2,158 | Tim Clifford | 1979 |
| 22. | 2,152 | Connor Bazelak | 2022 |
| 23. | 2,063 | Gibran Hamdan | 2002 |
| 24. | 2,063 | Matt LoVecchio | 2004 |
| 25. | 2,036 | Tevin Coleman | 2014 |
| 26. | 2,035 | Jay Rodgers | 1997 |

GAME TOTAL OFFENSE

| Yds. | Name | Opponent | Date |
|------|------|--|----------|
| 1. | 488 | Michael Penix Jr. at Ohio State | 11/21/20 |
| 2. | 488 | Richard Lagow vs. Wake Forest | 9/24/16 |
| 3. | 475 | Ben Chappell vs. Michigan | 10/2/10 |
| 4. | 473 | Antwaan Randle El vs. Minnesota | 10/21/00 |
| 5. | 467 | Antwaan Randle El vs. Western Michigan | 9/12/98 |
| 6. | 458 | Bob Hoenschemeyer at Nebraska | 1943 |
| 7. | 456 | Nate Sudfeld vs. Rutgers | 10/17/15 |
| 8. | 437 | Cameron Coffman at Penn State | 11/17/12 |
| 9. | 427 | Tre Roberson vs. Purdue | 11/30/13 |
| 10. | 422 | Antwaan Randle El vs. Illinois | 10/2/99 |
| 11. | 409 | Nate Sudfeld vs. Duke | 12/26/15 |
| 12. | 406 | Kellen Lewis vs. Ball State | 11/3/07 |
| 13. | 402 | Peyton Ramsey at Penn State | 11/16/19 |
| 14. | 398 | Nate Sudfeld vs. Navy | 9/17/13 |
| 15. | 396 | Kellen Lewis at Minnesota | 11/4/06 |
| 16. | 395 | Nate Sudfeld vs. Southern Illinois | 9/5/15 |
| 17. | 393 | Kellen Lewis at Purdue | 11/18/06 |
| | 393 | Peyton Ramsey at Nebraska | 10/26/19 |
| | 393 | Michael Penix Jr. vs. Ball State | 8/31/19 |
| 20. | 391 | Jay Rodgers vs. Ball State | 9/13/97 |

YEARLY TOTAL OFFENSE LEADER

| Year | Name | Pass | Rush | Total |
|------|-------------------|-------|--------|-------|
| 1968 | Harry Gosso | 1,109 | 323 | 1,432 |
| 1969 | Harry Gosso | 1,336 | 237 | 1,573 |
| 1970 | Edward McNulty | 488 | 34 | 522 |
| 1971 | Edward McNulty | 1,140 | 1 | 1,141 |
| 1972 | Edward McNulty | 906 | 28 | 934 |
| 1973 | Willie Jones | 881 | 7 | 888 |
| 1974 | Willie Jones | 1,347 | 16 | 1,363 |
| 1975 | Courtney Snyder | 0 | 1,103 | 1,103 |
| 1976 | Mike Harkrader | 0 | 1,003 | 1,003 |
| 1977 | Scott Annett | 401 | 796 | 1197 |
| 1978 | Mike Harkrader | 17 | 880 | 897 |
| 1979 | Tim Clifford | 2,078 | 80 | 2,158 |
| 1980 | Tim Clifford | 1,391 | 119 | 1,510 |
| 1981 | Babe Laufenberg | 1,788 | 33 | 1,821 |
| 1982 | Babe Laufenberg | 2,468 | -117 | 2,351 |
| 1983 | Steve Bradley | 2,298 | 108 | 2,406 |
| 1984 | Steve Bradley | 2,544 | 17 | 2,561 |
| 1985 | Steve Bradley | 1,737 | 239 | 1,976 |
| 1986 | Dave Kramme | 1,334 | 70 | 1,404 |
| 1987 | Dave Schnell | 1,707 | 55 | 1,762 |
| 1988 | Dave Schnell | 1,877 | 307 | 2,184 |
| 1989 | Dave Schnell | 1,608 | 188 | 1,796 |
| 1990 | Vaughn Dunbar | 0 | 1,224 | 1,224 |
| 1991 | Trent Green | 2,627 | 202 | 2,829 |
| 1992 | Trent Green | 1,780 | 27 | 1,807 |
| 1993 | John Paci | 1,796 | 174 | 1,970 |
| 1994 | Alex Smith | 0 | 1,475 | 1,475 |
| 1995 | Chris Dittoe | 1,214 | (-112) | 1,102 |
| 1996 | Alex Smith | 0 | 1,248 | 1,248 |
| 1997 | Jay Rodgers | 2,156 | (-121) | 2,035 |
| 1998 | Antwaan Randle El | 1,745 | 873 | 2,618 |
| 1999 | Antwaan Randle El | 2,277 | 788 | 3,065 |
| 2000 | Antwaan Randle El | 1,783 | 1,270 | 3,053 |
| 2001 | Antwaan Randle El | 1,664 | 964 | 2,628 |
| 2002 | Gibran Hamdan | 2,115 | (-52) | 2,063 |
| 2003 | Matt LoVecchio | 1,778 | (-8) | 1,770 |
| 2004 | Matt LoVecchio | 1,951 | 112 | 2,063 |
| 2005 | Blake Powers | 2,305 | 121 | 2,426 |
| 2006 | Kellen Lewis | 2,221 | 441 | 2,662 |
| 2007 | Kellen Lewis | 3,043 | 736 | 3,779 |
| 2008 | Kellen Lewis | 1,131 | 500 | 1,631 |
| 2009 | Ben Chappell | 2,941 | (-9) | 2,932 |
| 2010 | Ben Chappell | 3,295 | 14 | 3,309 |
| 2011 | Tre Roberson | 937 | 426 | 1,363 |
| 2012 | Cameron Coffman | 2,734 | (-1) | 2,733 |
| 2013 | Nate Sudfeld | 2,523 | (-34) | 2,489 |
| 2014 | Tevin Coleman | 0 | 2,036 | 2,036 |
| 2015 | Nate Sudfeld | 3,573 | 61 | 3,634 |
| 2016 | Richard Lagow | 3,362 | (-188) | 3,174 |
| 2017 | Richard Lagow | 1,963 | (-50) | 1,886 |
| 2018 | Peyton Ramsey | 2,875 | 354 | 3,229 |
| 2019 | Peyton Ramsey | 2,454 | 252 | 2,706 |
| 2020 | Michael Penix Jr. | 1,645 | 25 | 1,670 |
| 2021 | Michael Penix Jr. | 939 | (-24) | 915 |
| 2022 | Connor Bazelak | 2,312 | (-160) | 2,152 |
| 2023 | Brendan Sorsby | 1,587 | 286 | 1,873 |



Steve Bradley

ALL-PURPOSE YARDS RECORDS

CAREER ALL-PURPOSE YARDS

| 1. Anthony Thompson | | | | 6,466 | |
|---------------------|--------------|------------|------------|----------|--|
| Year | Rush | Rec. | KR | PR | |
| 1986 | 806 | 79 | 18 | 0 | |
| 1987 | 1,014 | 242 | 0 | 0 | |
| 1988 | 1,686 | 233 | 0 | 0 | |
| 1989 | 1,793 | 201 | 394 | 0 | |
| Totals | 5,299 | 755 | 412 | 0 | |

| 2. Levron Williams | | | | 4,700 | |
|--------------------|--------------|--------------|------------|----------|--|
| Year | Rush | Rec. | KR | PR | |
| 1998 | 56 | 323 | 0 | 6 | |
| 1999 | 817 | 360 | 0 | 0 | |
| 2000 | 821 | 116 | 0 | 0 | |
| 2001 | 1,401 | 289 | 511 | 0 | |
| Totals | 3,095 | 1,088 | 511 | 6 | |

| 3. Marcus Thigpen | | | | 4,658 | |
|-------------------|--------------|--------------|--------------|----------|--|
| Year | Rush | Rec. | KR | PR | |
| 2005 | 35 | 432 | 20 | 0 | |
| 2006 | 387 | 180 | 723 | 0 | |
| 2007 | 568 | 181 | 413 | 0 | |
| 2008 | 631 | 235 | 853 | 0 | |
| Totals | 1,621 | 1,028 | 2,009 | 0 | |

| 4. Shane Wynn | | | | 4,429 | |
|---------------|------------|--------------|--------------|------------|--|
| Year | Rush | Rec. | KR | PR | |
| 2011 | 37 | 197 | 1,015 | 0 | |
| 2012 | 23 | 660 | 180 | 0 | |
| 2013 | 12 | 633 | 415 | 98 | |
| 2014 | 138 | 708 | 244 | 69 | |
| Totals | 210 | 2,198 | 1,854 | 167 | |

| 5. Tevin Coleman | | | | 4,292 | |
|------------------|--------------|------------|------------|----------|--|
| Year | Rush | Rec. | KR | PR | |
| 2012 | 225 | 49 | 566 | 0 | |
| 2013 | 958 | 193 | 124 | 0 | |
| 2014 | 2,036 | 141 | 0 | 0 | |
| Totals | 3,219 | 383 | 690 | 0 | |

| 6. Antwaan Randle El | | | | 4,134 | |
|----------------------|--------------|-----------|----------|------------|--|
| Year | Rush | Rec. | KR | PR | |
| 1998 | 873 | 54 | 0 | 0 | |
| 1999 | 788 | 6 | 0 | 0 | |
| 2000 | 1,270 | 0 | 0 | 0 | |
| 2001 | 964 | 30 | 0 | 149 | |
| Totals | 3,895 | 90 | 0 | 149 | |

| 7. Vaughn Dunbar | | | | 4,041 | |
|------------------|--------------|------------|------------|----------|--|
| Year | Rush | Rec. | KR | PR | |
| 1990 | 1,224 | 122 | 365 | 0 | |
| 1991 | 1,805 | 263 | 262 | 0 | |
| Totals | 3,029 | 385 | 627 | 0 | |

| 8. Thomas Lewis | | | | 3,994 | |
|-----------------|------------|--------------|--------------|------------|--|
| Year | Rush | Rec. | KR | PR | |
| 1991 | 11 | 581 | 351 | 0 | |
| 1992 | 89 | 685 | 382 | 0 | |
| 1993 | 45 | 1,058 | 450 | 342 | |
| Totals | 145 | 2,324 | 1,183 | 342 | |

| 9. Tandon Doss | | | | 3,786 | |
|----------------|------------|--------------|--------------|-----------|--|
| Year | Rush | Rec. | KR | PR | |
| 2008 | 0 | 186 | 0 | 0 | |
| 2009 | 127 | 962 | 533 | 44 | |
| 2010 | 163 | 706 | 1,016 | 49 | |
| Totals | 290 | 1,854 | 1,549 | 93 | |

| 10. Alex Smith | | | | 3,785 | |
|----------------|--------------|------------|-----------|----------|--|
| Year | Rush | Rec. | KR | PR | |
| 1994 | 1,475 | 115 | 0 | 0 | |
| 1995 | 769 | 58 | 0 | 0 | |
| 1996 | 1,248 | 76 | 44 | 0 | |
| Totals | 3,492 | 249 | 44 | 0 | |

SEASON ALL-PURPOSE YARDS


| Yds. | Name | Year |
|-----------|------------------|------|
| 1. 2,388 | Anthony Thompson | 1989 |
| 2. 2,330 | Vaughn Dunbar | 1991 |
| 3. 2,201 | Levron Williams | 2001 |
| 4. 2,177 | Tevin Coleman | 2014 |
| 5. 1,934 | Tandon Doss | 2010 |
| 6. 1,919 | Anthony Thompson | 1988 |
| 7. 1,895 | Thomas Lewis | 1993 |
| 8. 1,807 | Ernie Jones | 1987 |
| 9. 1,719 | Marcus Thigpen | 2008 |
| 10. 1,711 | Vaughn Dunbar | 1990 |
| 11. 1,666 | Tandon Doss | 2009 |
| 12. 1,490 | Alex Smith | 1994 |
| 13. 1,404 | John Isenbarger | 1969 |
| 14. 1,368 | Alex Smith | 1996 |
| 15. 1,362 | Courtney Snyder | 1974 |

GAME ALL-PURPOSE YARDS

| Yds. | Name | Opponent | Date |
|---------|------------------|-------------------|----------|
| 1. 416 | Anthony Thompson | at Wisconsin | 1/11/89 |
| 2. 367 | Thomas Lewis | at Penn State | 11/6/93 |
| 3. 363 | Tandon Doss | vs. Michigan | 10/2/10 |
| 4. 336 | Vaughn Dunbar | at Missouri | 9/28/91 |
| 5. 311 | Marcus Thigpen | at Illinois | 10/7/06 |
| 6. 307 | Tevin Coleman | at Rutgers | 11/15/14 |
| 7. 299 | Levron Williams | at Michigan State | 1/10/01 |
| 8. 293 | Lonnie Johnson | vs. Illinois | 1/15/80 |
| 8. 293 | Tandon Doss | vs. Penn State | 11/20/10 |
| 10. 289 | Thomas Lewis | at Penn State | 11/6/93 |
| 11. 280 | Levron Williams | at Wisconsin | 10/6/01 |
| 12. 279 | Duane Gunn | at Syracuse | 9/26/81 |
| 13. 270 | Alex Smith | at Purdue | 11/19/94 |
| 14. 267 | Marcus Thigpen | vs Michigan State | 9/27/08 |
| 15. 263 | Anthony Thompson | vs. Minnesota | 10/21/89 |

YEARLY ALL-PURPOSE LEADER

| Year | Name | Rush | Rec. | PR | KR | Total |
|------|-----------------------|-------|-------|------|-------|-------|
| 1968 | John Isenbarger | 669 | 113 | 0 | 51 | 837 |
| 1969 | John Isenbarger | 1,217 | 147 | 0 | 40 | 1,404 |
| 1970 | John Motil | 358 | 33 | 0 | 149 | 540 |
| 1971 | Ken St. Pierre | 760 | 166 | 0 | 0 | 926 |
| 1972 | Ken Starling | 781 | 102 | 0 | 0 | 883 |
| 1973 | Ken Starling | 676 | 59 | 0 | 0 | 735 |
| 1974 | Courtney Snyder | 1,254 | 109 | 0 | 0 | 1,362 |
| 1975 | Courtney Snyder | 1,103 | 52 | 0 | 0 | 1,155 |
| 1976 | Mike Harkrader | 1,003 | 37 | 21 | 0 | 1,061 |
| 1977 | Ric Eis | 978 | 15 | 0 | 0 | 993 |
| 1978 | Mike Harkrader | 880 | 24 | 0 | 0 | 904 |
| 1979 | Lonnie Johnson | 708 | 202 | 0 | 352 | 1,262 |
| 1980 | Lonnie Johnson | 1,075 | 71 | 0 | 17 | 1,163 |
| 1981 | Duane Gunn | 88 | 656 | 0 | 300 | 1,044 |
| 1982 | Duane Gunn | (-15) | 764 | 0 | 234 | 983 |
| 1983 | Duane Gunn | 77 | 315 | (-2) | 201 | 591 |
| 1984 | Len Kenebrew | 0 | 750 | 0 | 0 | 750 |
| 1985 | Bobby Howard | 967 | 169 | 0 | 17 | 1,153 |
| 1986 | Stacy Dawsey | 2 | 369 | 0 | 556 | 927 |
| 1987 | Ernest Jones | 13 | 1,265 | 0 | 529 | 1,807 |
| 1988 | Anthony Thompson | 1,688 | 233 | 0 | 0 | 1,919 |
| 1989 | Anthony Thompson | 1,793 | 201 | 0 | 394 | 2,388 |
| 1990 | Vaughn Dunbar | 1,224 | 122 | 0 | 365 | 1,711 |
| 1991 | Vaughn Dunbar | 1,805 | 263 | 0 | 262 | 2,330 |
| 1992 | Thomas Lewis | 89 | 685 | 0 | 382 | 1,156 |
| 1993 | Thomas Lewis | 45 | 1,058 | 342 | 450 | 1,895 |
| 1994 | Alex Smith | 1,475 | 115 | 0 | 0 | 1,490 |
| 1995 | Alex Smith | 769 | 58 | 0 | 0 | 827 |
| 1996 | Alex Smith | 1,248 | 76 | 0 | 44 | 1,368 |
| 1997 | Joey Eloms | 3 | 32 | 173 | 499 | 773 |
| 1998 | Antwaan Randle El | 873 | 54 | 0 | 0 | 927 |
| 1999 | Levron Williams | 817 | 360 | 0 | 0 | 1,177 |
| 2000 | Antwaan Randle El | 1,270 | 0 | 0 | 0 | 1,270 |
| 2001 | Levron Williams | 1,401 | 289 | 0 | 511 | 2,201 |
| 2002 | Courtney Roby | 37 | 1,039 | 0 | 239 | 1,303 |
| 2003 | BenJarvus Green-Ellis | 938 | 165 | 0 | 0 | 1,106 |
| 2004 | Courtney Roby | 135 | 810 | 0 | 67 | 1,012 |
| 2005 | James Hardy | 0 | 893 | 0 | 0 | 893 |
| 2006 | Marcus Thigpen | 387 | 180 | 0 | 723 | 1,290 |
| 2007 | Marcus Thigpen | 568 | 181 | 0 | 413 | 1,162 |
| 2008 | Marcus Thigpen | 631 | 235 | 0 | 853 | 1,719 |
| 2009 | Tandon Doss | 127 | 962 | 44 | 533 | 1,666 |
| 2010 | Tandon Doss | 163 | 706 | 49 | 1,016 | 1,934 |
| 2011 | Shane Wynn | 37 | 197 | 0 | 1,015 | 1,249 |
| 2012 | Stephen Houston | 749 | 381 | 0 | 0 | 1,130 |
| 2013 | Tevin Coleman | 958 | 153 | 0 | 124 | 1,275 |
| 2014 | Tevin Coleman | 2,036 | 141 | 0 | 0 | 2,177 |
| 2015 | Jordan Howard | 1,213 | 106 | 0 | 0 | 1,319 |
| 2016 | Devine Redding | 1,122 | 146 | 0 | 0 | 1,268 |
| 2017 | Simmie Cobbs Jr. | 0 | 841 | 0 | 0 | 841 |
| 2018 | Stevie Scott III | 1,137 | 86 | 0 | 0 | 1,223 |
| 2019 | Whop Philyor | 43 | 1,002 | 49 | 0 | 1,094 |
| 2020 | Ty Fryfogle | 0 | 721 | 0 | 0 | 721 |
| 2021 | Stephen Carr | 600 | 93 | 0 | 0 | 721 |
| 2022 | Jaylin Lucas | 600 | 93 | 0 | 0 | 721 |
| 2023 | Jaylin Lucas | 275 | 247 | 14 | 572 | 1,108 |



Vaughn Dunbar

TOUCHDOWNS RECORDS

CAREER TOUCHDOWNS SCORED

| 1. Anthony Thompson | | | | |
|---------------------|-----------|----------|----------|-----------|
| Year | Rush | Receive | Return | Total |
| 1986 | 5 | 0 | 0 | 5 |
| 1987 | 12 | 0 | 0 | 12 |
| 1988 | 26 | 0 | 0 | 26 |
| 1989 | 24 | 1 | 0 | 25 |
| Totals | 67 | 1 | 0 | 68 |

| 2. Antwaan Randle El | | | | |
|----------------------|-----------|----------|----------|-----------|
| Year | Rush | Receive | Return | Total |
| 1998 | 10 | 1 | 0 | 11 |
| 1999 | 13 | 0 | 0 | 13 |
| 2000 | 13 | 0 | 0 | 13 |
| 2001 | 8 | 0 | 0 | 8 |
| Totals | 44 | 1 | 0 | 45 |

| 3. Levron Williams | | | | |
|--------------------|-----------|----------|----------|-----------|
| Year | Rush | Receive | Return | Total |
| 1998 | 0 | 2 | 0 | 2 |
| 1999 | 4 | 3 | 0 | 7 |
| 2000 | 10 | 0 | 0 | 10 |
| 2001 | 17 | 2 | 0 | 19 |
| Totals | 31 | 7 | 0 | 38 |

| 4. James Hardy | | | | |
|----------------|----------|-----------|----------|-----------|
| Year | Rush | Receive | Return | Total |
| 2005 | 0 | 10 | 0 | 10 |
| 2006 | 0 | 10 | 0 | 10 |
| 2007 | 0 | 16 | 0 | 16 |
| Totals | 0 | 36 | 0 | 36 |

| 5. Stevie Scott III | | | | |
|---------------------|-----------|----------|----------|-----------|
| Year | Rush | Receive | Return | Total |
| 2018 | 10 | 0 | 0 | 11 |
| 2019 | 10 | 1 | 0 | 11 |
| 2020 | 10 | 0 | 0 | 10 |
| Totals | 30 | 2 | 0 | 32 |

| 6. Jade Butcher | | | | |
|-----------------|----------|-----------|----------|-----------|
| Year | Rush | Receive | Return | Total |
| 1967 | 0 | 10 | 0 | 10 |
| 1968 | 0 | 10 | 0 | 10 |
| 1969 | 0 | 10 | 0 | 10 |
| Totals | 0 | 30 | 0 | 30 |

| 7. Stephen Houston | | | | |
|--------------------|-----------|----------|----------|-----------|
| Year | Rush | Receive | Return | Total |
| 2011 | 8 | 0 | 0 | 8 |
| 2012 | 12 | 4 | 0 | 16 |
| 2013 | 5 | 0 | 0 | 5 |
| Totals | 25 | 4 | 0 | 29 |

| 7. Tevin Coleman | | | | |
|------------------|-----------|----------|----------|-----------|
| Year | Rush | Receive | Return | Total |
| 2012 | 1 | 0 | 1 | 2 |
| 2013 | 12 | 0 | 0 | 12 |
| 2014 | 15 | 0 | 0 | 15 |
| Totals | 28 | 0 | 1 | 29 |

| 9. Vaughn Dunbar | | | | |
|------------------|-----------|----------|----------|-----------|
| Year | Rush | Receive | Return | Total |
| 1990 | 13 | 0 | 0 | 13 |
| 1991 | 12 | 0 | 0 | 12 |
| Totals | 25 | 0 | 0 | 25 |

| 9. Shane Wynn | | | | |
|---------------|----------|-----------|----------|-----------|
| Year | Rush | Receive | Return | Total |
| 2011 | 0 | 0 | 1 | 1 |
| 2012 | 0 | 6 | 0 | 6 |
| 2013 | 1 | 11 | 1 | 13 |
| 2014 | 2 | 3 | 0 | 5 |
| Totals | 3 | 20 | 2 | 25 |

SEASON TOUCHDOWNS SCORED

| TD | Name | Year |
|----|----------------------|------|
| 1. | 26 Anthony Thompson | 1988 |
| 2. | 25 Anthony Thompson | 1989 |
| 3. | 19 Levron Williams | 2001 |
| 4. | 16 James Hardy | 2007 |
| 4. | 16 Stephen Houston | 2012 |
| 6. | 15 Tevin Coleman | 2014 |
| 7. | 13 Ernie Jones | 1967 |
| 7. | 13 Vaughn Dunbar | 1990 |
| 7. | 13 Trent Green | 1991 |
| 7. | 13 Antwaan Randle El | 1999 |
| 7. | 13 Antwaan Randle El | 2000 |
| 7. | 13 Shane Wynn | 2013 |

GAME TOUCHDOWNS SCORED

| TD | Name, Opponent | Date |
|----|--|----------|
| 1. | 6 Levron Williams at Wisconsin | 10/6/01 |
| 2. | 5 Anthony Thompson vs. Northwestern | 10/7/89 |
| 3. | 4 Anthony Thompson vs. Ohio State | 10/8/88 |
| 4. | 4 Anthony Thompson at Wisconsin | 11/11/89 |
| 4. | 4 Antwaan Randle El at Illinois | 10/4/00 |
| 4. | 4 James Hardy vs. Michigan State | 10/28/06 |
| 7. | 3 65 times | |
| | <i>Last Stevie Scott III vs. Maryland 11/28/20</i> | |

YEARLY TOUCHDOWNS SCORED LEADER

| Year | Name | Rush | Rec. | Ret. | Total |
|-------------|-------------------------|----------|----------|----------|----------|
| 1968 | Jade Butcher | 0 | 10 | 0 | 10 |
| 1969 | Jade Butcher | 0 | 10 | 0 | 10 |
| 1970 | Richard Thompson | 3 | 0 | 0 | 3 |
| | Dan (Rex) Grossman | 3 | 0 | 0 | 3 |
| 1971 | Alan Dick | 0 | 5 | 0 | 5 |
| | Ken St. Pierre | 5 | 0 | 0 | 5 |
| 1972 | Ken Starling | 7 | 1 | 0 | 8 |
| 1973 | Dennis Cremeens | 5 | 0 | 0 | 6 |
| 1974 | Trent Smock | 0 | 7 | 0 | 7 |
| 1975 | Ric Enis | 3 | 0 | 0 | 3 |
| | Trent Smock | 0 | 3 | 0 | 3 |
| | Courtney Snyder | 3 | 0 | 0 | 3 |
| 1976 | Ric Enis | 5 | 0 | 0 | 5 |
| 1977 | Scott Arnett | 6 | 0 | 0 | 6 |
| 1978 | Mike Harkrader | 7 | 0 | 0 | 7 |
| 1979 | Lonnice Johnson | 7 | 2 | 0 | 9 |
| 1980 | Lonnice Johnson | 11 | 0 | 0 | 11 |
| 1981 | Duane Gunn | 1 | 3 | 1 | 5 |
| 1982 | Orlando Brown | 6 | 2 | 0 | 8 |
| 1983 | Duane Gunn | 0 | 6 | 0 | 6 |
| | Leonard Kenebrew | 0 | 6 | 0 | 6 |
| 1984 | Orlando Brown | 4 | 0 | 0 | 4 |
| 1985 | Bobby Howard | 7 | 0 | 0 | 7 |
| 1986 | Damon Sweazy | 6 | 0 | 0 | 6 |
| 1987 | Ernest Jones | 0 | 13 | 0 | 13 |
| 1988 | Anthony Thompson | 26 | 0 | 0 | 26 |
| 1989 | Anthony Thompson | 25 | 0 | 0 | 25 |
| 1990 | Vaughn Dunbar | 13 | 0 | 0 | 13 |
| 1991 | Trent Green | 13 | 0 | 0 | 13 |
| 1992 | Thomas Lewis | 1 | 5 | 0 | 6 |
| 1993 | Thomas Lewis | 0 | 7 | 1 | 8 |
| 1994 | Alex Smith | 10 | 0 | 0 | 10 |
| 1995 | Chris Dittoe | 4 | 0 | 0 | 4 |
| 1996 | Alex Smith | 8 | 0 | 0 | 8 |
| 1997 | De'Wayne Hogan | 4 | 0 | 0 | 4 |
| 1998 | Antwaan Randle El | 10 | 1 | 0 | 11 |
| 1999 | Antwaan Randle El | 13 | 0 | 0 | 13 |
| 2000 | Antwaan Randle El | 13 | 0 | 0 | 13 |
| 2001 | Levron Williams | 17 | 2 | 0 | 19 |
| 2002 | Yamar Washington | 9 | 0 | 0 | 9 |
| 2003 | BenJarvus Green-Ellis | 7 | 1 | 0 | 8 |
| 2004 | Courtney Roby | 0 | 7 | 0 | 7 |
| 2005 | James Hardy | 0 | 10 | 0 | 10 |
| 2006 | James Hardy | 0 | 10 | 0 | 10 |
| 2007 | James Hardy | 0 | 16 | 0 | 16 |
| 2008 | Marcus Thigpen | 7 | 2 | 0 | 9 |
| 2009 | Tandon Doss | 1 | 5 | 0 | 6 |
| | Darius Willis | 6 | 0 | 0 | 6 |
| 2010 | Tandon Doss | 1 | 7 | 0 | 8 |
| 2011 | Stephen Houston | 8 | 0 | 0 | 8 |
| 2012 | Stephen Houston | 12 | 4 | 0 | 16 |
| 2013 | Shane Wynn | 1 | 11 | 1 | 13 |
| 2014 | Tevin Coleman | 15 | 0 | 0 | 15 |
| 2015 | Jordan Howard | 9 | 1 | 0 | 10 |
| 2016 | Devine Redding | 7 | 2 | 0 | 9 |
| 2017 | Simmie Cobbs Jr. | 1 | 8 | 0 | 9 |
| 2018 | Stevie Scott III | 10 | 1 | 0 | 11 |
| 2019 | Stevie Scott III | 10 | 1 | 0 | 11 |
| 2020 | Stevie Scott III | 10 | 0 | 0 | 10 |
| 2021 | Stephen Carr | 6 | 1 | 0 | 7 |
| 2022 | Josh Henderson | 4 | 4 | 0 | 8 |
| 2023 | Donaven McCulley | 0 | 6 | 0 | 6 |



Antwaan Randle El

SCORING RECORDS

CAREER SCORING

| 1. Anthony Thompson | | | | | | 412 |
|---------------------|-----------|----------|----------|----------|----------|------------|
| Year | TD | XP | FG | Conv. | S | Total |
| 1986 | 5 | 0 | 0 | 0 | 0 | 30 |
| 1987 | 12 | 0 | 0 | 0 | 0 | 72 |
| 1988 | 26 | 0 | 0 | 0 | 0 | 156 |
| 1989 | 25 | 0 | 0 | 2 | 0 | 154 |
| Totals | 68 | 0 | 0 | 2 | 0 | 412 |

| 2. Griffin Oakes | | | | | | 354 |
|------------------|----------|------------|-----------|----------|----------|------------|
| Year | TD | XP | FG | Conv. | S | Total |
| 2014 | 0 | 23 | 13 | 0 | 0 | 62 |
| 2015 | 0 | 53 | 24 | 0 | 0 | 125 |
| 2016 | 0 | 33 | 16 | 0 | 0 | 81 |
| 2017 | 0 | 38 | 16 | 0 | 0 | 86 |
| Totals | 0 | 147 | 69 | 0 | 0 | 354 |

| 3. Mitch Ewald | | | | | | 350 |
|----------------|----------|------------|-----------|----------|----------|------------|
| Year | TD | XP | FG | Conv. | S | Total |
| 2010 | 0 | 33 | 16 | 0 | 0 | 81 |
| 2011 | 0 | 30 | 13 | 0 | 0 | 69 |
| 2012 | 0 | 42 | 15 | 0 | 0 | 87 |
| 2013 | 0 | 56 | 9 | 0 | 0 | 83 |
| Totals | 0 | 161 | 53 | 0 | 0 | 350 |

| 4. Antwaan Randle El | | | | | | 270 |
|----------------------|-----------|----------|----------|----------|----------|------------|
| Year | TD | XP | FG | Conv. | S | Total |
| 1998 | 11 | 0 | 0 | 0 | 0 | 66 |
| 1999 | 13 | 0 | 0 | 0 | 0 | 78 |
| 2000 | 13 | 0 | 0 | 0 | 0 | 78 |
| 2001 | 8 | 0 | 0 | 0 | 0 | 48 |
| Totals | 45 | 0 | 0 | 0 | 0 | 270 |

| 5. Scott Bennell | | | | | | 261 |
|------------------|----------|------------|-----------|----------|----------|------------|
| Year | TD | XP | FG | Conv. | S | Total |
| 1989 | 0 | 31 | 10 | 0 | 0 | 61 |
| 1990 | 0 | 35 | 13 | 0 | 0 | 74 |
| 1991 | 0 | 32 | 13 | 0 | 0 | 71 |
| 1992 | 0 | 19 | 12 | 0 | 0 | 55 |
| Totals | 0 | 117 | 48 | 0 | 0 | 261 |

| 6. Pete Stoyanovich | | | | | | 248 |
|---------------------|----------|------------|-----------|----------|----------|------------|
| Year | TD | XP | FG | Conv. | S | Total |
| 1985 | 0 | 0 | 10 | 0 | 0 | 30 |
| 1986 | 0 | 30 | 11 | 0 | 0 | 63 |
| 1987 | 0 | 32 | 9 | 0 | 0 | 59 |
| 1988 | 0 | 45 | 17 | 0 | 0 | 96 |
| Totals | 0 | 107 | 47 | 0 | 0 | 248 |

| 7. Andy Payne | | | | | | 238 |
|---------------|----------|------------|-----------|----------|----------|------------|
| Year | TD | XP | FG | Conv. | S | Total |
| 1997 | 0 | 8 | 15 | 0 | 0 | 53 |
| 1998 | 0 | 27 | 10 | 0 | 0 | 57 |
| 1999 | 0 | 36 | 9 | 0 | 0 | 63 |
| 2000 | 0 | 38 | 9 | 0 | 0 | 65 |
| Totals | 0 | 109 | 43 | 0 | 0 | 238 |

| 8. Austin Starr | | | | | | 232 |
|-----------------|----------|------------|-----------|----------|----------|------------|
| Year | TD | XP | FG | Conv. | S | Total |
| 2005 | 0 | 0 | 0 | 0 | 0 | 0 |
| 2006 | 0 | 28 | 12 | 0 | 0 | 64 |
| 2007 | 0 | 48 | 21 | 0 | 0 | 111 |
| 2008 | 0 | 27 | 10 | 0 | 0 | 57 |
| Totals | 0 | 103 | 43 | 0 | 0 | 232 |

| 9. Levron Williams | | | | | | 230 |
|--------------------|-----------|----------|----------|----------|----------|------------|
| Year | TD | XP | FG | Conv. | S | Total |
| 1998 | 2 | 0 | 0 | 1 | 0 | 14 |
| 1999 | 7 | 0 | 0 | 0 | 0 | 42 |
| 2000 | 10 | 0 | 0 | 0 | 0 | 60 |
| 2001 | 19 | 0 | 0 | 0 | 0 | 114 |
| Totals | 39 | 0 | 0 | 0 | 0 | 230 |

| 10. Bill Manolopoulos | | | | | | 226 |
|-----------------------|----------|-----------|-----------|----------|----------|------------|
| Year | TD | XP | FG | Conv. | S | Total |
| 1993 | 0 | 29 | 16 | 0 | 0 | 77 |
| 1994 | 0 | 32 | 6 | 0 | 0 | 50 |
| 1995 | 0 | 10 | 9 | 0 | 0 | 37 |
| 1996 | 0 | 23 | 13 | 0 | 0 | 62 |
| Totals | 0 | 94 | 44 | 0 | 0 | 226 |

SEASON SCORING

(90-point scoring seasons)

| Pts. | Name | Year |
|--------|------------------|------|
| 1. 156 | Anthony Thompson | 1988 |
| 2. 154 | Anthony Thompson | 1989 |
| 3. 125 | Griffin Oakes | 2015 |
| 4. 114 | Levron Williams | 2001 |
| 5. 111 | Austin Starr | 2007 |
| 6. 98 | Stephen Houston | 2012 |
| 7. 96 | Pete Stoyanovich | 1988 |
| 96 | James Hardy | 2007 |
| 96 | Logan Justus | 2019 |
| 10. 90 | Tevin Coleman | 2014 |

GAME SCORING

(20-point scoring games)

| Pts. | Name | Opponent | Date |
|-------|-------------------|--------------------|----------|
| 1. 36 | Levron Williams | vs. Wisconsin | 10/6/01 |
| 2. 32 | Anthony Thompson | vs. Northwestern | 10/7/89 |
| 3. 24 | Anthony Thompson | vs. Ohio State | 10/8/88 |
| 24 | Anthony Thompson | at Wisconsin | 11/11/89 |
| 24 | Antwaan Randle El | at Illinois | 11/4/00 |
| 24 | James Hardy | vs. Michigan State | 10/28/06 |
| 7. 21 | Tom Nowatzke | vs. Oregon | 11/14/64 |
| 8. 20 | Glenn Scolnik | at Kentucky | 9/30/72 |
| 20 | Anthony Thompson | at Ohio State | 10/14/88 |
| 20 | Yamar Washington | at Northwestern | 11/2/02 |
| 20 | Jordan Howard | vs. Michigan | 11/14/15 |

YEARLY SCORING LEADER

| Year | Name | TD | XP | FG | Total |
|------|-------------------|----|----|----|-------|
| 1941 | Bill Hillenbrand | 7 | 0 | 0 | 42 |
| 1942 | Hugh McKinis | 9 | 0 | 0 | 54 |
| 1943 | Bob Hoenschemeyer | 6 | 1 | 0 | 37 |
| 1944 | Three players | 6 | 0 | 0 | 36 |
| 1945 | Pete Pihos | 8 | 0 | 0 | 48 |
| 1946 | Pete Pihos | 8 | 0 | 0 | 48 |
| 1947 | Two players | 4 | 0 | 0 | 24 |
| 1948 | George Taliaferro | 4 | 0 | 0 | 24 |
| 1949 | Bob Robertson | 5 | 0 | 0 | 30 |
| 1950 | Bob Robertson | 8 | 0 | 0 | 48 |
| 1951 | Gene Gedman | 8 | 0 | 0 | 48 |
| 1952 | Gene Gedman | 9 | 0 | 0 | 54 |
| 1953 | David Rogers | 5 | 0 | 0 | 30 |
| 1954 | Florian Helinski | 3 | 13 | 0 | 31 |
| 1955 | Tom Campbell | 4 | 0 | 0 | 24 |
| 1956 | Bob Fee | 6 | 0 | 0 | 36 |
| 1957 | Dave Whitsell | 2 | 0 | 0 | 12 |
| 1958 | Ted Smith | 4 | 1 | 0 | 26 |
| 1959 | Earl Faison | 3 | 1 | 0 | 20 |
| 1960 | Three players | 2 | 0 | 0 | 12 |
| 1961 | Marv Woodson | 5 | 2 | 1 | 36 |
| 1962 | Marv Woodson | 6 | 0 | 0 | 36 |
| 1963 | Tom Nowatzke | 6 | 7 | 5 | 58 |
| 1964 | Tom Nowatzke | 10 | 10 | 1 | 73 |
| 1965 | Bill Malinchak | 7 | 0 | 0 | 42 |
| 1966 | Mike Krivoshia | 3 | 0 | 0 | 18 |
| 1967 | Jade Butcher | 10 | 0 | 0 | 60 |
| 1968 | Jade Butcher | 10 | 0 | 0 | 60 |
| 1969 | Jade Butcher | 10 | 0 | 0 | 60 |
| 1970 | Rick Thompson | 3 | 1 | 0 | 20 |
| 1971 | Chris Gartner | 0 | 17 | 7 | 38 |
| 1972 | Chris Gartner | 0 | 20 | 14 | 62 |
| 1973 | Dennis Creameens | 6 | 0 | 0 | 36 |
| 1974 | Trent Smock | 7 | 0 | 0 | 42 |
| 1975 | Frank Stavroff | 0 | 9 | 5 | 24 |
| 1976 | Ric Enis | 5 | 0 | 0 | 30 |
| 1977 | David Freud | 0 | 25 | 10 | 55 |
| 1978 | David Freud | 0 | 28 | 8 | 52 |
| 1979 | Lonnie Johnson | 9 | 0 | 0 | 54 |
| 1980 | Lonnie Johnson | 11 | 0 | 0 | 66 |
| 1981 | Duane Gunn | 5 | 0 | 0 | 30 |
| 1982 | Orlando Brown | 8 | 0 | 0 | 48 |
| 1983 | Doug Smith | 0 | 19 | 8 | 43 |
| 1984 | Mark Rogers | 0 | 13 | 8 | 37 |
| 1985 | Bobby Howard | 7 | 0 | 0 | 42 |
| 1986 | Pete Stoyanovich | 0 | 30 | 11 | 63 |
| 1987 | Ernie Jones | 13 | 0 | 0 | 78 |
| 1988 | Anthony Thompson | 26 | 0 | 0 | 156 |
| 1989 | Anthony Thompson | 25 | 2 | 0 | 154 |
| 1990 | Vaughn Dunbar | 13 | 0 | 0 | 78 |
| 1991 | Trent Green | 13 | 0 | 0 | 78 |
| 1992 | Scott Bennell | 0 | 19 | 12 | 55 |
| 1993 | Bill Manolopoulos | 0 | 29 | 16 | 77 |
| 1994 | Alex Smith | 10 | 0 | 0 | 60 |
| 1995 | Bill Manolopoulos | 0 | 10 | 9 | 37 |
| 1996 | Bill Manolopoulos | 0 | 23 | 13 | 62 |
| 1997 | Andy Payne | 0 | 8 | 15 | 53 |
| 1998 | Antwaan Randle El | 11 | 0 | 0 | 66 |
| 1999 | Antwaan Randle El | 13 | 0 | 0 | 78 |
| 2000 | Antwaan Randle El | 13 | 0 | 0 | 78 |
| 2001 | Levron Williams | 19 | 0 | 0 | 114 |
| 2002 | Yamar Washington | 9 | 0 | 0 | 56 |
| 2003 | Bryan Robertson | 0 | 19 | 12 | 55 |
| 2004 | Courtney Roby | 9 | 0 | 0 | 54 |
| 2005 | James Hardy | 10 | 0 | 0 | 60 |
| 2006 | Austin Starr | 0 | 28 | 12 | 64 |
| 2007 | Austin Starr | 0 | 48 | 21 | 111 |
| 2008 | Austin Starr | 0 | 27 | 10 | 57 |
| 2009 | Nick Freeland | 0 | 34 | 14 | 76 |
| 2010 | Mitch Ewald | 0 | 33 | 16 | 81 |
| 2011 | Mitch Ewald | 0 | 30 | 13 | 69 |
| 2012 | Stephen Houston | 16 | 0 | 0 | 98 |
| 2013 | Mitch Ewald | 0 | 56 | 9 | 83 |
| 2014 | Tevin Coleman | 15 | 0 | 0 | 90 |
| 2015 | Griffin Oakes | 0 | 53 | 24 | 125 |
| 2016 | Griffin Oakes | 0 | 33 | 16 | 81 |
| 2017 | Griffin Oakes | 0 | 38 | 16 | 86 |
| 2018 | Logan Justus | 0 | 32 | 15 | 77 |
| 2019 | Logan Justus | 0 | 45 | 17 | 96 |
| 2020 | Stevie Scott III | 10 | 0 | 0 | 60 |
| 2021 | Charles Campbell | 0 | 20 | 13 | 59 |
| 2022 | Charles Campbell | 0 | 27 | 14 | 69 |
| 2023 | Chris Freeman | 0 | 29 | 10 | 59 |



Levron Williams

FIELD GOAL RECORDS

CAREER FIELD GOALS MADE

| 1. Griffin Oakes | | 69 | |
|----------------------|-----------|-----------|--|
| Year | FGA | FGM | |
| 2014 | 18 | 13 | |
| 2015 | 29 | 24 | |
| 2016 | 26 | 16 | |
| 2017 | 17 | 16 | |
| Totals | 90 | 69 | |
| 2. Mitch Ewald | | 53 | |
| Year | FGA | FGM | |
| 2010 | 19 | 16 | |
| 2011 | 16 | 13 | |
| 2012 | 20 | 15 | |
| 2013 | 11 | 9 | |
| Totals | 53 | 66 | |
| 3. Scott Bonnell | | 48 | |
| Year | FGA | FGM | |
| 1989 | 16 | 10 | |
| 1990 | 22 | 13 | |
| 1991 | 17 | 13 | |
| 1992 | 19 | 12 | |
| Totals | 48 | 74 | |
| 4. Pete Stoyanovich | | 47 | |
| Year | FGA | FGM | |
| 1985 | 16 | 10 | |
| 1986 | 18 | 11 | |
| 1987 | 15 | 9 | |
| 1988 | 24 | 17 | |
| Totals | 47 | 73 | |
| 5. Bill Manolopoulos | | 44 | |
| Year | FGA | FGM | |
| 1993 | 22 | 16 | |
| 1994 | 11 | 6 | |
| 1995 | 12 | 9 | |
| 1996 | 20 | 13 | |
| Totals | 44 | 65 | |
| 6. Austin Starr | | 43 | |
| Year | FGA | FGM | |
| 2005 | 0 | 0 | |
| 2006 | 15 | 12 | |
| 2007 | 23 | 21 | |
| 2008 | 17 | 10 | |
| Totals | 43 | 55 | |
| 6. Andy Payne | | 43 | |
| Year | FGA | FGM | |
| 1997 | 22 | 15 | |
| 1998 | 12 | 10 | |
| 1999 | 12 | 9 | |
| 2000 | 12 | 9 | |
| Totals | 43 | 58 | |
| 8. Charles Campbell | | 39 | |
| Year | FGA | FGM | |
| 2019 | 2 | 2 | |
| 2020 | 11 | 10 | |
| 2021 | 18 | 13 | |
| 2022 | 20 | 14 | |
| Totals | 39 | 51 | |
| 9. Bryan Robertson | | 33 | |
| Year | FGA | FGM | |
| 2001 | 3 | 1 | |
| 2002 | 13 | 9 | |
| 2003 | 18 | 12 | |
| 2004 | 14 | 11 | |
| Totals | 48 | 33 | |
| 10. Logan Justus | | 32 | |
| Year | FGA | FGM | |
| 2018 | 18 | 15 | |
| 2019 | 21 | 17 | |
| Totals | 39 | 32 | |

SEASON FIELD GOALS MADE

| FGM | Name | Year |
|-----|------|------------------------|
| 1. | 24 | Griffin Oakes 2015 |
| 2. | 21 | Austin Starr 2007 |
| 3. | 17 | Pete Stoyanovich 1988 |
| | 17 | Logan Justus 2019 |
| 5. | 16 | Bill Manolopoulos 1993 |
| | 16 | Mitch Ewald 2010 |
| | 16 | Griffin Oakes 2016 |
| | 16 | Griffin Oakes 2017 |
| 9. | 15 | Andy Payne 1997 |
| | 15 | Mitch Ewald 2012 |
| | 15 | Logan Justus 2018 |

GAME FIELD GOALS MADE

| FGM | Name, Opponent | Date |
|-----|----------------|--|
| 1. | 4 | Chris Gartner vs. Kentucky 9/18/71 |
| 4 | 4 | Chris Gartner vs. Wisconsin 10/14/72 |
| 4 | 4 | Andy Payne at Wisconsin 9/27/97 |
| 4 | 4 | Andy Payne at Minnesota 11/15/97 |
| 4 | 4 | Austin Starr vs. Minnesota 10/6/07 |
| 4 | 4 | Nick Freeland vs. Michigan 9/26/09 |
| 4 | 4 | Griffin Oakes vs. Michigan 11/14/15 |
| 4 | 4 | Griffin Oakes at Maryland 11/21/15 |
| 4 | 4 | Logan Justus vs. Ball State 8/31/19 |
| 4 | 4 | Charles Campbell at Western Kentucky 9/25/21 |
| 4 | 4 | Charles Campbell vs. Western Kentucky 9/17/22 |
| 11. | 3 | 31 times |
| | | <i>Last: Charles Campbell vs. Illinois 9/17/22</i> |

CONSECUTIVE FIELD GOALS MADE

| FGM | Name | Year |
|-----|------|--------------------------|
| 1. | 15 | Austin Starr 2007 |
| 2. | 14 | Logan Justus 2019 |
| 3. | 11 | Griffin Oakes 2015 |
| | 11 | Griffin Oakes 2017 |
| 5. | 10 | Doug Smith 1981-82 |
| | 10 | Mitch Ewald 2012-13 |
| | 10 | Charles Campbell 2020-21 |
| 8. | 9 | Mitch Ewald 2012 |
| | 9 | Charles Campbell 2019-20 |
| 10. | 8 | Pete Stoyanovich 1987-88 |
| | 8 | Andy Payne 1998 |
| | 8 | Mitch Ewald 2010 |
| | 8 | Logan Justus 2018 |

LONGEST FIELD GOALS MADE

(50-plus yard field goals made)

| Yds. | Name, Opponent | Date |
|------|----------------|---|
| 1. | 58 | Griffin Oakes vs. Maryland 9/27/14 |
| 2. | 55 | Scott Bonnell at Michigan 10/28/89 |
| | 55 | Charles Campbell at Maryland 10/30/21 |
| 4. | 53 | Pete Stoyanovich vs. Kentucky 9/17/88 |
| | 53 | Pete Stoyanovich vs. Michigan 10/22/88 |
| | 53 | Andy Payne vs. Minnesota 10/21/00 |
| | 53 | Charles Campbell vs. Ole Miss 1/2/21 |
| 8. | 52 | Chris Gartner at Kentucky 9/30/72 |
| | 52 | Frank Stavroff at Michigan State 11/17/73 |
| | 52 | Frank Stavroff vs. Utah 9/27/75 |
| | 52 | Pete Stoyanovich at Minnesota 10/18/86 |
| | 52 | Pete Stoyanovich at Minnesota 10/16/87 |
| | 52 | Pete Stoyanovich vs. Tennessee 1/2/88 |
| | 52 | Bill Manolopoulos at Toledo 9/7/96 |
| | 52 | Charles Campbell vs. Michigan 11/7/20 |
| 16. | 51 | Chris Gartner at Kentucky 9/30/72 |
| | 51 | Griffin Oakes vs. Michigan 11/14/15 |
| | 51 | Griffin Oakes at Virginia 9/9/17 |
| | 51 | Charles Campbell vs. Western Kentucky 9/17/22 |
| 20. | 50 | Tom Nowatzke at Ohio State 10/3/64 |
| | 50 | Frank Stavroff vs. Purdue 11/24/73 |
| | 50 | Pete Stoyanovich vs. Michigan State 11/14/88 |
| | 50 | Scott Bonnell at Minnesota 10/31/92 |
| | 50 | Bryan Robertson at Purdue 11/23/02 |
| | 50 | Mitch Ewald at Michigan 10/19/13 |
| | 50 | Logan Justus vs. Ball State 8/31/19 |
| | 50 | Charles Campbell vs. Ole Miss 1/2/21 |
| | 50 | Chris Freeman vs. Wisconsin 11/4/23 |

YEARLY FIELD GOALS MADE LEADER

| Year | Name | FGM | FGA | Long |
|------|-------------------|-----|-----|------|
| 1964 | Tom Nowatzke | 1 | 9 | 50 |
| 1965 | John Heaton | 2 | 3 | -- |
| 1966 | Dave Komowa | 3 | 7 | 41 |
| 1967 | Dave Komowa | 1 | 1 | 27 |
| 1968 | Don Warner | 4 | 6 | 27 |
| 1969 | Don Warner | 6 | 13 | 42 |
| 1970 | Chris Gartner | 3 | 11 | 37 |
| 1971 | Chris Gartner | 7 | 15 | 47 |
| 1972 | Chris Gartner | 14 | 23 | 52 |
| 1973 | Frank Stavroff | 4 | 4 | 52 |
| 1974 | Frank Stavroff | 3 | 6 | 46 |
| 1975 | Frank Stavroff | 5 | 16 | 52 |
| 1976 | Kevin Kellogg | 1 | 2 | 47 |
| 1977 | David Freud | 10 | 14 | 40 |
| 1978 | David Freud | 8 | 13 | 44 |
| 1979 | Steve Straub | 5 | 9 | 31 |
| 1980 | Kevin Kellogg | 7 | 9 | 48 |
| 1981 | Douglas Smith | 4 | 5 | 39 |
| 1982 | Douglas Smith | 9 | 14 | 47 |
| 1983 | Douglas Smith | 8 | 16 | 49 |
| 1984 | Mark Rogers | 8 | 12 | 39 |
| 1985 | Pete Stoyanovich | 10 | 16 | 48 |
| 1986 | Pete Stoyanovich | 11 | 18 | 52 |
| 1987 | Pete Stoyanovich | 9 | 15 | 52 |
| 1988 | Pete Stoyanovich | 17 | 24 | 53 |
| 1989 | Scott Bonnell | 10 | 16 | 55 |
| 1990 | Scott Bonnell | 13 | 22 | 48 |
| 1991 | Scott Bonnell | 13 | 17 | 48 |
| 1992 | Scott Bonnell | 12 | 19 | 50 |
| 1993 | Bill Manolopoulos | 16 | 22 | 48 |
| 1994 | Bill Manolopoulos | 6 | 11 | 37 |
| 1995 | Bill Manolopoulos | 9 | 12 | 45 |
| 1996 | Bill Manolopoulos | 13 | 20 | 52 |
| 1997 | Andy Payne | 15 | 22 | 48 |
| 1998 | Andy Payne | 10 | 12 | 49 |
| 1999 | Andy Payne | 9 | 12 | 40 |
| 2000 | Andy Payne | 9 | 12 | 53 |
| 2001 | Adam Braucher | 1 | 6 | 31 |
| 2002 | Bryan Robertson | 9 | 13 | 50 |
| 2003 | Bryan Robertson | 12 | 19 | 40 |
| 2004 | Bryan Robertson | 11 | 14 | 39 |
| 2005 | Joe Kleinsmith | 3 | 6 | 39 |
| 2006 | Austin Starr | 12 | 15 | 46 |
| 2007 | Austin Starr | 21 | 23 | 49 |
| 2008 | Austin Starr | 10 | 17 | 46 |
| 2009 | Nick Freeland | 14 | 25 | 38 |
| 2010 | Mitch Ewald | 16 | 19 | 49 |
| 2011 | Mitch Ewald | 13 | 16 | 49 |
| 2012 | Mitch Ewald | 15 | 20 | 46 |
| 2013 | Mitch Ewald | 9 | 11 | 50 |
| 2014 | Griffin Oakes | 13 | 18 | 58 |
| 2015 | Griffin Oakes | 24 | 29 | 51 |
| 2016 | Griffin Oakes | 16 | 26 | 49 |
| 2017 | Griffin Oakes | 16 | 17 | 51 |
| 2018 | Logan Justus | 15 | 18 | 44 |
| 2019 | Logan Justus | 17 | 21 | 50 |
| 2020 | Charles Campbell | 10 | 11 | 53 |
| 2021 | Charles Campbell | 13 | 18 | 55 |
| 2022 | Charles Campbell | 14 | 20 | 69 |
| 2023 | Chris Freeman | 10 | 14 | 50 |

EXTRA POINT RECORDS

| CAREER EXTRA POINTS MADE | | |
|-----------------------------|------------|------------|
| 1. Mitch Ewald | | 161 |
| Year | XPA | XPM |
| 2010 | 33 | 33 |
| 2011 | 30 | 30 |
| 2012 | 43 | 42 |
| 2013 | 56 | 56 |
| Totals | 162 | 161 |
| 2. Griffin Oakes | | 147 |
| Year | XPA | XPM |
| 2014 | 23 | 23 |
| 2015 | 57 | 53 |
| 2016 | 35 | 33 |
| 2017 | 39 | 38 |
| Totals | 154 | 147 |
| 3. Scott Bonnell | | 117 |
| Year | XPA | XPM |
| 1989 | 33 | 31 |
| 1990 | 36 | 35 |
| 1991 | 35 | 32 |
| 1992 | 19 | 19 |
| Totals | 123 | 117 |
| 4. Andy Payne | | 109 |
| Year | XPA | XPM |
| 1997 | 9 | 8 |
| 1998 | 29 | 27 |
| 1999 | 36 | 36 |
| 2000 | 39 | 38 |
| Totals | 113 | 109 |
| 5. Pete Stoyanovich | | 107 |
| Year | XPA | XPM |
| 1985 | 0 | 0 |
| 1986 | 30 | 30 |
| 1987 | 32 | 32 |
| 1988 | 45 | 45 |
| Totals | 107 | 107 |
| 6. Austin Starr | | 103 |
| Year | XPA | XPM |
| 2005 | 0 | 0 |
| 2006 | 32 | 28 |
| 2007 | 48 | 48 |
| 2008 | 29 | 27 |
| Totals | 109 | 103 |
| 7. Bill Manolopoulos | | 94 |
| Year | XPA | XPM |
| 1993 | 29 | 29 |
| 1994 | 35 | 32 |
| 1995 | 10 | 10 |
| 1996 | 25 | 23 |
| Totals | 99 | 94 |
| 8. Logan Justus | | 77 |
| Year | XPA | XPM |
| 2018 | 33 | 32 |
| 2019 | 47 | 45 |
| Totals | 80 | 77 |
| 9. Charles Campbell | | 73 |
| Year | XPA | XPM |
| 2019 | 1 | 1 |
| 2020 | 25 | 25 |
| 2021 | 20 | 20 |
| 2022 | 27 | 27 |
| Totals | 73 | 73 |
| 10. David Freud | | 67 |
| Year | XPA | XPM |
| 1976 | 16 | 14 |
| 1977 | 25 | 25 |
| 1978 | 28 | 28 |
| Totals | 69 | 67 |

| SEASON EXTRA POINTS MADE | | | |
|--------------------------|------------------|-------------|----------------|
| <i>XPM</i> | <i>Name</i> | <i>Year</i> | <i>(XPA-M)</i> |
| 1. 56 | Mitch Ewald | 2013 | (56-56) |
| 2. 53 | Griffin Oakes | 2015 | (53-57) |
| 3. 48 | Austin Starr | 2007 | (48-48) |
| 4. 45 | Pete Stoyanovich | 1988 | (45-45) |
| 4. 45 | Logan Justus | 2019 | (45-47) |
| 6. 42 | Mitch Ewald | 2012 | (42-43) |
| 7. 38 | Andy Payne | 2000 | (38-39) |
| 9. 38 | Griffin Oakes | 2017 | (38-39) |
| 9. 36 | Andy Payne | 1999 | (36-36) |
| 10. 35 | Scott Bonnell | 1990 | (35-36) |

| GAME EXTRA POINTS MADE | | |
|--------------------------------------|-------------|--|
| <i>XPM Name, Opponent</i> | <i>Date</i> | |
| 1. 10 Mitch Ewald vs. Indiana State | 8/29/13 | |
| 2. 8 Bill Manolopoulos at Kentucky | 9/17/94 | |
| 8 Adam Braucher vs. Northwestern | 11/3/01 | |
| 8 Mitch Ewald vs. Purdue | 11/30/13 | |
| 5. 7 John Tavener vs. Nebraska | 1944 | |
| 7 Charles Armstrong at Minnesota | 1945 | |
| 7 Kevin Kellogg at Colorado | 9/27/80 | |
| 7 Pete Stoyanovich vs. Navy | 9/20/86 | |
| 7 Pete Stoyanovich at Purdue | 11/21/88 | |
| 7 Mitch Ewald vs. Illinois | 11/9/13 | |
| 7 Griffin Oakes vs. North Texas | 10/4/14 | |
| 7 Griffin Oakes vs. Rutgers | 10/17/15 | |
| 7 Griffin Oakes vs. Georgia Southern | 9/23/17 | |

| YEARLY EXTRA POINTS MADE LEADER | | | |
|---------------------------------|---------------------|------------|------------|
| <i>Year</i> | <i>Name</i> | <i>XPM</i> | <i>XPA</i> |
| 1968 | Don Warner | 20 | 23 |
| 1969 | Don Warner | 22 | 27 |
| 1970 | Chris Gartner | 5 | 8 |
| 1971 | Chris Gartner | 17 | 17 |
| 1972 | Chris Gartner | 20 | 20 |
| 1973 | Frank Stavoff | 15 | 15 |
| 1974 | Frank Stavoff | 13 | 16 |
| 1975 | Frank Stavoff | 9 | 12 |
| 1976 | David Freud | 14 | 16 |
| 1977 | David Freud | 25 | 25 |
| 1978 | David Freud | 28 | 28 |
| 1979 | Kevin Kellogg | 26 | 27 |
| 1980 | Kevin Kellogg | 26 | 27 |
| 1981 | Michael Gresenstein | 12 | 12 |
| 1982 | Douglas Smith | 16 | 17 |
| 1983 | Douglas Smith | 19 | 19 |
| 1984 | Mark Rogers | 13 | 14 |
| 1985 | Mark Rogers | 25 | 27 |
| 1986 | Pete Stoyanovich | 30 | 30 |
| 1987 | Pete Stoyanovich | 32 | 32 |
| 1988 | Pete Stoyanovich | 45 | 45 |
| 1989 | Scott Bonnell | 31 | 33 |
| 1990 | Scott Bonnell | 35 | 36 |
| 1991 | Scott Bonnell | 32 | 35 |
| 1992 | Scott Bonnell | 19 | 19 |
| 1993 | Bill Manolopoulos | 29 | 29 |
| 1994 | Bill Manolopoulos | 32 | 35 |
| 1995 | Bill Manolopoulos | 10 | 10 |
| 1996 | Bill Manolopoulos | 23 | 25 |
| 1997 | Andy Payne | 15 | 22 |
| 1998 | Andy Payne | 27 | 29 |
| 1999 | Andy Payne | 36 | 36 |
| 2000 | Andy Payne | 38 | 39 |
| 2001 | Adam Braucher | 25 | 29 |
| 2002 | Bryan Robertson | 23 | 28 |
| 2003 | Bryan Robertson | 19 | 20 |
| 2004 | Bryan Robertson | 15 | 17 |
| 2005 | Joe Kleinsmith | 31 | 34 |
| 2006 | Austin Starr | 28 | 32 |
| 2007 | Austin Starr | 48 | 48 |
| 2008 | Austin Starr | 27 | 29 |
| 2009 | Nick Freeland | 34 | 34 |
| 2010 | Mitch Ewald | 33 | 33 |
| 2011 | Mitch Ewald | 30 | 30 |
| 2012 | Mitch Ewald | 42 | 43 |
| 2013 | Mitch Ewald | 56 | 56 |
| 2014 | Griffin Oakes | 23 | 23 |
| 2015 | Griffin Oakes | 53 | 57 |
| 2016 | Griffin Oakes | 33 | 35 |
| 2017 | Griffin Oakes | 38 | 39 |
| 2018 | Logan Justus | 32 | 33 |
| 2019 | Logan Justus | 45 | 47 |
| 2020 | Charles Campbell | 25 | 25 |
| 2021 | Charles Campbell | 20 | 20 |
| 2022 | Charles Campbell | 27 | 27 |
| 2023 | Chris Freeman | 29 | 30 |



Mitch Ewald

PUNTING RECORDS

CAREER PUNTING AVERAGE

| 1. James Evans 43.1 | | | | |
|---------------------|------------|--------------|-------------|--|
| Year | Punts | Yds. | Avg. | |
| 2021 | 69 | 2,886 | 41.8 | |
| 2022 | 75 | 3,325 | 44.3 | |
| 2023 | 57 | 2,612 | 45.8 | |
| Totals | 201 | 8,823 | 43.9 | |

| 2. Alan Sutkowski 42.5 | | | | |
|------------------------|------------|--------------|-------------|--|
| Year | Punts | Yds. | Avg. | |
| 1995 | 67 | 2,819 | 42.1 | |
| 1996 | 65 | 2,816 | 43.3 | |
| 1997 | 66 | 2,784 | 42.2 | |
| Totals | 198 | 8,419 | 42.5 | |

| 3. Jim DiGiulio 41.5 | | | | |
|----------------------|------------|--------------|-------------|--|
| Year | Punts | Yds. | Avg. | |
| 1991 | 41 | 1,541 | 37.6 | |
| 1992 | 53 | 2,347 | 44.3 | |
| 1993 | 44 | 1,872 | 42.6 | |
| 1994 | 57 | 2,326 | 40.8 | |
| Totals | 195 | 8,086 | 41.5 | |

| 4. Haydon Whitehead 41.4 | | | | |
|--------------------------|------------|--------------|-------------|--|
| Year | Punts | Yds. | Avg. | |
| 2017 | 85 | 3,459 | 40.7 | |
| 2018 | 51 | 2,040 | 40.0 | |
| 2019 | 51 | 2,166 | 42.5 | |
| 2020 | 39 | 1,693 | 43.4 | |
| Totals | 226 | 9,358 | 41.4 | |

| 5. Macky Smith 41.2 | | | | |
|---------------------|------------|--------------|-------------|--|
| Year | Punts | Yds. | Avg. | |
| 1988 | 9 | 342 | 38.0 | |
| 1989 | 45 | 1,812 | 40.3 | |
| 1990 | 57 | 2,416 | 42.4 | |
| Totals | 111 | 4,570 | 41.2 | |

SEASON PUNTING AVERAGE

| | Avg. | Name | Year (Punts-Yds.) |
|-----|------|------------------|-------------------|
| 1. | 45.8 | James Evans | 2023 (57-2,612) |
| 2. | 44.8 | Drew Hagan | 1999 (44-1,971) |
| 3. | 44.3 | James Evans | 2022 (75-3,325) |
| 4. | 44.3 | Jim DiGiulio | 1992 (53-2,347) |
| 5. | 43.9 | Chuck Razmic | 1984 (57-2,505) |
| 6. | 43.4 | Haydon Whitehead | 2020 (39-1,693) |
| 7. | 43.3 | Alan Sutkowski | 1996 (65-2,816) |
| 8. | 43.1 | Tom Bolyard | 1988 (31-1,335) |
| 9. | 42.6 | Jim DiGiulio | 1993 (44-1,872) |
| 10. | 42.5 | Haydon Whitehead | 2019 (51-2,166) |

GAME PUNTING AVERAGE

(50-yard punt average games)

| | Avg. | Name, Opponent | Date |
|-----|------|----------------------------------|----------|
| 1. | 57.5 | James Evans at Penn State | 10/28/23 |
| 2. | 55.0 | Haydon Whitehead vs. Ole Miss | 1/2/21 |
| 3. | 54.5 | Jim DiGiulio at Northwestern | 10/10/92 |
| 4. | 54.2 | James Evans vs. Ohio State | 9/2/23 |
| 5. | 54.0 | Tom Bolyard at Rice | 9/10/88 |
| | | Drew Hagan at Iowa | 10/23/99 |
| 7. | 53.8 | James Evans vs. Rutgers | 10/21/23 |
| 8. | 53.0 | Chuck Razmic vs. Iowa | 10/26/84 |
| 9. | 51.7 | Haydon Whitehead vs. Ball State | 8/31/19 |
| 10. | 51.5 | Chris Hagerup vs. Michigan State | 9/27/08 |
| 11. | 51.1 | Jim DiGiulio vs. Kentucky | 9/18/93 |
| 12. | 51.0 | James Evans vs. Indiana State | 9/8/23 |
| 13. | 50.7 | Alan Sutkowski vs. Michigan | 10/4/97 |
| 14. | 50.4 | Dan Stryzinski vs. Louisville | 9/13/86 |

LONGEST PUNTS

| | Yds. | Name, Opponent | Date |
|----|------|-------------------------------------|----------|
| 1. | 86 | Paul (Pooch) Harrell vs. Ohio State | 1928 |
| | | Jim DiGiulio vs. Wisconsin | 10/24/92 |
| 3. | 84 | George Fowler at Purdue | 1936 |
| 4. | 80 | Dan Zarlingo vs. Miami (Ohio) | 9/24/77 |
| | | Tyson Beattie at Minnesota | 11/1/03 |

CAREER PUNTS

| Punts | Name | Years (Yards) |
|-------|------|----------------------------------|
| 1. | 272 | Tyson Beattie 2003-06 (11,173) |
| 2. | 242 | Chuck Razmic 1981-84 (9,642) |
| 3. | 240 | Erich Toth 2012-15 (9,788) |
| 4. | 226 | Haydon Whitehead 2017-20 (9,358) |
| 5. | 198 | Alan Sutkowski 1995-97 (8,419) |

SEASON PUNTS


| Punts | Name | Year |
|-------|---------------|-----------------------|
| 1. | 85 | Haydon Whitehead 2017 |
| 2. | 77 | Erich Toth 2014 |
| 3. | 75 | Tyson Beattie 2005 |
| 75 | James Evans | 2022 |
| 5. | 71 | Larry Lovett 1978 |
| | Adam Pines | 2011 |
| 7. | 69 | James Evans 2021 |
| 8. | 68 | Dan Zarlingo 1976 |
| | Chuck Razmic | 1982 |
| | Tyson Beattie | 2003 |

GAME PUNTS

| Punts | Name, Opponent | Date |
|-------|-------------------------|---------------------------------------|
| 1. | 14 | Florian Helinski at Wisconsin 11/3/51 |
| 2. | 13 | Mark Zellmer vs. Ohio State 10/16/71 |
| 3. | 12 | Bob Hoernschmeyer at Iowa 1943 |
| | John Isenbarger vs. Cal | 9/27/69 |

YEARLY PUNTING LEADER

| Year | Name | No. | Yds. | Avg. |
|------|-------------------|-----|-------|------|
| 1941 | Earl Dolaway | 42 | 1,628 | 38.8 |
| 1942 | Earl Dolaway | 32 | 1,284 | 40.1 |
| 1943 | Bob Hoernschmeyer | 61 | 2,039 | 33.4 |
| 1944 | Bob Hoernschmeyer | 39 | 1,293 | 33.2 |
| 1945 | George Taliaferro | 40 | 1,315 | 32.9 |
| 1946 | Bob Cowan | 24 | 694 | 31.6 |
| 1947 | George Taliaferro | 25 | 877 | 35.1 |
| 1948 | George Taliaferro | 55 | 2,231 | 40.6 |
| 1949 | Bob Robertson | 48 | 1,901 | 39.6 |
| 1950 | Bob Robertson | 57 | 2,104 | 36.9 |
| 1951 | Bob Robertson | 36 | 1,372 | 38.1 |
| 1952 | Florian Helinski | 55 | 2,121 | 38.6 |
| 1953 | Florian Helinski | 29 | 1,095 | 37.8 |
| 1954 | Florian Helinski | 31 | 1,144 | 36.9 |
| 1955 | Eugene Cichowski | 28 | 1,017 | 36.3 |
| 1956 | Eugene Cichowski | 18 | 647 | 35.9 |
| 1957 | Tom McDonald | 44 | 1,341 | 30.5 |
| 1958 | Tom McDonald | 34 | 1,298 | 38.2 |
| 1959 | Ted Smith | 35 | 1,294 | 36.9 |
| 1960 | Bill Olsavsky | 58 | 2,193 | 37.8 |
| 1961 | Bill Olsavsky | 54 | 1,954 | 36.2 |
| 1962 | Phil Westfall | 54 | 1,888 | 35.0 |
| 1963 | Bill Malinchak | 27 | 961 | 35.6 |
| 1964 | Phil Westfall | 25 | 863 | 34.5 |
| 1965 | Jon Eickstead | 46 | 1,648 | 35.8 |
| 1966 | Terry Cole | 36 | 1,335 | 37.6 |
| 1967 | John Isenbarger | 55 | 2,134 | 38.8 |
| 1968 | John Isenbarger | 44 | 1,794 | 40.8 |
| 1969 | John Isenbarger | 65 | 2,458 | 37.7 |
| 1970 | Alan Dick | 37 | 1,406 | 38.0 |
| 1971 | Mark Zellmer | 61 | 2,333 | 38.2 |
| 1972 | Mark Zellmer | 55 | 2,091 | 38.0 |
| 1973 | Jim Wenzel | 67 | 2,576 | 38.4 |
| 1974 | Jim Wenzel | 55 | 2,210 | 40.2 |
| 1975 | Trent Smock | 45 | 1,779 | 39.5 |
| 1976 | Dan Zarlingo | 68 | 2,641 | 38.8 |
| 1977 | Dan Zarlingo | 48 | 1,946 | 40.5 |
| 1978 | Larry Lovett | 71 | 2,580 | 36.3 |
| 1979 | Larry Lovett | 48 | 1,762 | 36.7 |
| 1980 | Don Geisler | 57 | 2,268 | 39.8 |
| 1981 | Chuck Razmic | 57 | 2,058 | 36.1 |
| 1982 | Chuck Razmic | 68 | 2,550 | 37.5 |
| 1983 | Chuck Razmic | 60 | 2,529 | 42.2 |
| 1984 | Chuck Razmic | 57 | 2,505 | 43.9 |
| 1985 | Dan Stryzinski | 51 | 2,132 | 41.8 |
| 1986 | Dan Stryzinski | 56 | 2,304 | 41.1 |
| 1987 | Dan Stryzinski | 54 | 2,096 | 38.8 |
| 1988 | Tom Bolyard | 31 | 1,335 | 43.1 |
| 1989 | Macky Smith | 45 | 1,812 | 40.3 |
| 1990 | Macky Smith | 45 | 1,812 | 40.3 |
| 1991 | Jim DiGiulio | 41 | 1,541 | 37.6 |
| 1992 | Jim DiGiulio | 53 | 2,347 | 44.3 |
| 1993 | Jim DiGiulio | 44 | 1,872 | 42.6 |
| 1994 | Jim DiGiulio | 57 | 2,326 | 40.8 |
| 1995 | Alan Sutkowski | 67 | 2,819 | 42.1 |
| 1996 | Alan Sutkowski | 65 | 2,816 | 43.3 |
| 1997 | Alan Sutkowski | 66 | 2,784 | 42.2 |
| 1998 | Drew Hagan | 61 | 2,207 | 36.2 |
| 1999 | Drew Hagan | 44 | 1,971 | 44.8 |
| 2000 | Ryan Hamre | 16 | 599 | 37.4 |
| 2001 | J.R. Drummond | 17 | 590 | 34.7 |
| 2002 | Ryan Hamre | 58 | 2,214 | 38.2 |
| 2003 | Tyson Beattie | 68 | 2,773 | 40.8 |
| 2004 | Tyson Beattie | 65 | 2,684 | 41.3 |
| 2005 | Tyson Beattie | 75 | 3,124 | 41.8 |
| 2006 | Tyson Beattie | 64 | 2,592 | 40.5 |
| 2007 | Michael Hines | 59 | 2,301 | 39.0 |
| 2008 | Chris Hagerup | 61 | 2,586 | 42.4 |
| 2009 | Chris Hagerup | 58 | 2,350 | 40.5 |
| 2010 | Chris Hagerup | 39 | 1,538 | 39.4 |
| 2011 | Adam Pines | 71 | 2,723 | 38.4 |
| 2012 | Erich Toth | 48 | 1,897 | 39.5 |
| 2013 | Erich Toth | 52 | 2,110 | 40.6 |
| 2014 | Erich Toth | 77 | 3,133 | 40.7 |
| 2015 | Erich Toth | 63 | 2,628 | 41.7 |
| 2016 | Joseph Gedeon | 61 | 2,457 | 40.3 |
| 2017 | Haydon Whitehead | 85 | 3,459 | 40.7 |
| 2018 | Haydon Whitehead | 51 | 2,040 | 40.0 |
| 2019 | Haydon Whitehead | 51 | 2,166 | 42.5 |
| 2020 | Haydon Whitehead | 39 | 1,693 | 43.4 |
| 2021 | James Evans | 69 | 2,889 | 41.9 |
| 2022 | James Evans | 75 | 3,325 | 44.3 |
| 2023 | James Evans | 57 | 2,612 | 45.8 |



Jim DiGiulio

KICKOFF RETURN RECORDS

CAREER KICKOFF RETURN YARDAGE

| 1. Derin Graham | | | | | 2,088 |
|-----------------|-----------|--------------|-------------|----------|-------|
| Year | No. | Yds. | Avg. | TD | |
| 1998 | 30 | 643 | 21.4 | 1 | |
| 1999 | 25 | 548 | 21.9 | 1 | |
| 2000 | 38 | 897 | 23.6 | 0 | |
| Totals | 93 | 2,088 | 22.5 | 2 | |

| 2. Marcus Thigpen | | | | | 2,009 |
|-------------------|-----------|--------------|-------------|----------|-------|
| Year | No. | Yds. | Avg. | TD | |
| 2005 | 1 | 20 | 20.0 | 0 | |
| 2006 | 24 | 723 | 30.1 | 3 | |
| 2007 | 18 | 413 | 22.9 | 0 | |
| 2008 | 38 | 853 | 22.4 | 0 | |
| Totals | 81 | 2,009 | 24.8 | 3 | |

| 3. Shane Wynn | | | | | 1,854 |
|---------------|-----------|--------------|-------------|----------|-------|
| Year | No. | Yds. | Avg. | TD | |
| 2011 | 48 | 1,015 | 21.1 | 1 | |
| 2012 | 8 | 180 | 22.5 | 0 | |
| 2013 | 18 | 415 | 23.1 | 0 | |
| 2014 | 11 | 244 | 22.2 | 0 | |
| Totals | 85 | 1,854 | 21.8 | 1 | |

| 4. Lance Bennett | | | | | 1,566 |
|------------------|-----------|--------------|-------------|----------|-------|
| Year | No. | Yds. | Avg. | TD | |
| 2003 | 18 | 405 | 22.5 | 0 | |
| 2004 | 20 | 599 | 30.0 | 1 | |
| 2005 | 24 | 544 | 22.7 | 0 | |
| 2006 | 2 | 18 | 9.0 | 0 | |
| Totals | 64 | 1,566 | 24.5 | 1 | |

| 5. Tandon Doss | | | | | 1,549 |
|----------------|-----------|--------------|-------------|----------|-------|
| Year | No. | Yds. | Avg. | TD | |
| 2008 | 0 | 0 | 0.0 | 0 | |
| 2009 | 25 | 533 | 21.3 | 0 | |
| 2010 | 41 | 1,016 | 24.8 | 0 | |
| Totals | 66 | 1,549 | 23.5 | 0 | |

| 6. Devonte Williams | | | | | 1,511 |
|---------------------|-----------|--------------|-------------|----------|-------|
| Year | No. | Yds. | Avg. | TD | |
| 2015 | 10 | 204 | 20.4 | 0 | |
| 2016 | 39 | 784 | 20.1 | 0 | |
| 2017 | 28 | 523 | 18.7 | 0 | |
| Totals | 77 | 1,511 | 19.7 | 0 | |

| 7. A.C. Carter | | | | | 1,500 |
|----------------|-----------|--------------|-------------|----------|-------|
| Year | No. | Yds. | Avg. | TD | |
| 1999 | 17 | 284 | 16.7 | 0 | |
| 2000 | 17 | 263 | 15.5 | 0 | |
| 2001 | 11 | 221 | 20.1 | 0 | |
| 2002 | 36 | 732 | 20.3 | 0 | |
| Totals | 81 | 1,500 | 18.5 | 0 | |

| 8. Keith Calvin | | | | | 1,271 |
|-----------------|-----------|--------------|-------------|----------|-------|
| Year | No. | Yds. | Avg. | TD | |
| 1974 | 32 | 594 | 18.6 | 0 | |
| 1975 | 17 | 323 | 19.0 | 0 | |
| 1976 | 4 | 63 | 15.8 | 0 | |
| 1977 | 17 | 291 | 17.1 | 0 | |
| Totals | 70 | 1,271 | 18.2 | 0 | |

| 9. Thomas Lewis | | | | | 1,183 |
|-----------------|-----------|--------------|--------------|----------|-------|
| Year | No. | Yds. | Avg. | TD | |
| 1991 | 14 | 351 | 25.1 | 0 | |
| 1992 | 18 | 382 | 21.2 | 0 | |
| 1993 | 20 | 450 | 22.5 | 0 | |
| Totals | 52 | 1,183 | 22.75 | 0 | |

| 10. Jaylin Lucas | | | | | 1,163 |
|------------------|-----------|--------------|-------------|----------|-------|
| Year | No. | Yds. | Avg. | TD | |
| 2022 | 21 | 591 | 28.1 | 2 | |
| 2023 | 22 | 572 | 26.0 | 1 | |
| Totals | 43 | 1,163 | 27.0 | 3 | |

SEASON KICKOFF RETURN YARDAGE

| Yds. | Name | Year |
|-------|------------------|------|
| 1,016 | Tandon Doss | 2010 |
| 2,105 | Shane Wynn | 2011 |
| 897 | Derin Graham | 2000 |
| 853 | Marcus Thigpen | 2008 |
| 784 | Devonte Williams | 2016 |
| 732 | A.C. Carter | 2002 |
| 723 | Marcus Thigpen | 2006 |
| 643 | Derin Graham | 1998 |
| 635 | Ray Fisher | 2009 |
| 599 | Lance Bennett | 2004 |

GAME KICKOFF RETURN YARDAGE

| Yds. | Name, Opponent | Date |
|------|----------------------------------|----------|
| 197 | Marcus Thigpen at Illinois | 10/7/06 |
| 191 | Demetrius McCray vs. Wisconsin | 11/8/08 |
| 174 | Duane Gunn at Syracuse | 9/26/81 |
| 168 | Jaylin Lucas at Michigan State | 11/19/22 |
| 161 | James Bailey at Northwestern | 11/10/07 |
| 161 | Jaylin Lucas at Purdue | 11/26/23 |
| 159 | James Bailey vs. Michigan State | 10/13/07 |
| 150 | Trent Walters vs. Iowa | 10/30/65 |
| 148 | Bob Robertson vs. Michigan State | 1951 |
| 148 | Shane Wynn vs. Illinois | 10/8/11 |

LONGEST KICKOFF RETURNS

| Yds. | Name, Opponent | Date |
|------|-------------------------------------|----------|
| 100† | Freal Mchitosh vs. Washington & Lee | 1915 |
| 100† | Derin Graham vs. Wisconsin | 10/3/98 |
| 100† | Marcus Thigpen at Ball State | 9/9/06 |
| 100† | Jaylin Lucas at Purdue | 11/26/23 |
| 99† | Shane Wynn vs. Illinois | 10/8/11 |
| 98† | Lance Bennett at Oregon | 9/11/04 |
| 98† | Marcus Thigpen at Illinois | 10/7/06 |
| 97† | Duane Gunn at Syracuse | 9/26/81 |
| 96† | Tevin Coleman at Northwestern | 9/29/12 |
| 95 | George Talianferro vs. Minnesota | 1945 |
| 90 | Bob Miller vs. Nebraska | 1945 |

†-touchdown

YEARLY KICKOFF RETURN LEADER

| Year | Name | No. | Yds. | Avg. | TD |
|------|------------------|-----|-------|------|----|
| 1968 | Larry Highbaugh | 23 | 470 | 20.4 | 0 |
| 1969 | Larry Highbaugh | 16 | 396 | 24.7 | 0 |
| 1970 | Richard Thompson | 13 | 182 | 14.0 | 0 |
| 1971 | Jon Hoffman | 20 | 373 | 18.7 | 0 |
| 1972 | Quinn Buckner | 25 | 476 | 19.0 | 0 |
| 1973 | Courtney Snyder | 16 | 320 | 20.0 | 0 |
| 1974 | Keith Calvin | 32 | 594 | 18.6 | 0 |
| 1975 | Keith Calvin | 17 | 323 | 19.0 | 0 |
| 1976 | Robert Paar | 11 | 157 | 14.3 | 0 |
| 1977 | Keith Calvin | 17 | 291 | 17.1 | 0 |
| 1978 | Darrick Burnett | 14 | 336 | 24.0 | 0 |
| 1979 | Lonnice Johnson | 16 | 352 | 22.0 | 0 |
| 1980 | John Roggeman | 10 | 198 | 19.8 | 0 |
| 1981 | Duane Gunn | 11 | 300 | 27.3 | 1 |
| 1982 | Duane Gunn | 12 | 234 | 19.5 | 0 |
| 1983 | Duane Gunn | 9 | 201 | 22.3 | 0 |
| 1984 | William Green | 18 | 311 | 17.3 | 0 |
| 1985 | Damon Sweazy | 19 | 405 | 21.3 | 0 |
| 1986 | Stacy Dawsey | 23 | 556 | 24.2 | 0 |
| 1987 | Ernest Jones | 24 | 529 | 22.0 | 0 |
| 1988 | Rob Turner | 13 | 258 | 19.8 | 0 |
| 1989 | Anthony Thompson | 18 | 394 | 21.9 | 0 |
| 1990 | Vaughn Dunbar | 16 | 365 | 22.8 | 0 |
| 1991 | Thomas Lewis | 14 | 351 | 25.1 | 0 |
| 1992 | Thomas Lewis | 18 | 382 | 21.2 | 0 |
| 1993 | Thomas Lewis | 20 | 450 | 22.5 | 0 |
| 1994 | Eric Matthews | 15 | 334 | 22.3 | 0 |
| 1995 | Joey Eloms | 17 | 340 | 20.0 | 0 |
| 1996 | Ajamu Stoner | 14 | 284 | 20.3 | 0 |
| 1997 | Joey Eloms | 20 | 499 | 25.0 | 0 |
| 1998 | Derin Graham | 30 | 643 | 21.4 | 1 |
| 1999 | Derin Graham | 25 | 548 | 21.9 | 1 |
| 2000 | Derin Graham | 38 | 897 | 23.6 | 0 |
| 2001 | Lewron Williams | 21 | 511 | 24.3 | 0 |
| 2002 | A.C. Carter | 36 | 732 | 20.3 | 0 |
| 2003 | Lance Bennett | 18 | 405 | 22.5 | 0 |
| 2004 | Lance Bennett | 20 | 599 | 30.0 | 1 |
| 2005 | Lance Bennett | 24 | 544 | 22.7 | 0 |
| 2006 | Marcus Thigpen | 24 | 723 | 30.1 | 3 |
| 2007 | James Bailey | 18 | 456 | 25.3 | 1 |
| 2008 | Marcus Thigpen | 38 | 853 | 22.4 | 0 |
| 2009 | Ray Fisher | 17 | 635 | 37.4 | 2 |
| 2010 | Tandon Doss | 41 | 1,016 | 24.8 | 0 |
| 2011 | Shane Wynn | 48 | 1,015 | 21.1 | 1 |
| 2012 | Tevin Coleman | 24 | 566 | 23.6 | 1 |
| 2013 | Shane Wynn | 18 | 415 | 23.1 | 0 |
| 2014 | J-Shun Harris II | 19 | 391 | 20.6 | 0 |
| 2015 | Damon Graham | 24 | 506 | 21.1 | 0 |
| 2016 | Devonte Williams | 39 | 784 | 20.1 | 0 |
| 2017 | Devonte Williams | 28 | 523 | 18.7 | 0 |
| 2018 | Mike Majette | 6 | 109 | 18.2 | 0 |
| 2019 | David Ellis | 28 | 579 | 20.7 | 0 |
| 2020 | Jacoby Hewitt | 4 | 59 | 14.8 | 0 |
| 2021 | Jacoby Hewitt | 10 | 226 | 22.6 | 0 |
| 2022 | Jaylin Lucas | 21 | 591 | 28.1 | 2 |
| 2023 | Jaylin Lucas | 22 | 572 | 26.0 | 1 |



Marcus Thigpen

PUNT RETURN RECORDS

CAREER PUNT RETURN YARDAGE

CAREER YARDS

1. Bill Hillenbrand 1,042

| Year | No. | Yds. | Avg. | TD |
|---------------|--------------|--------------------|------|----|
| 1941 | - | No stats available | - | - |
| 1942 | - | No stats available | - | - |
| Totals | 1,042 | | | |

2. Bob Hoernschmeyer 817

| Year | No. | Yds. | Avg. | TD |
|---------------|------------|--------------------|------|----|
| 1943 | - | No stats available | - | - |
| 1944 | - | No stats available | - | - |
| Totals | 817 | | | |

3. Tim Wilbur 721

| Year | No. | Yds. | Avg. | TD |
|---------------|-----------|------------|------------|----------|
| 1978 | 19 | 82 | 4.3 | 0 |
| 1979 | 14 | 135 | 9.6 | 1 |
| 1980 | 28 | 256 | 9.1 | 1 |
| 1982 | 29 | 248 | 8.6 | 1 |
| Totals | 90 | 721 | 8.0 | 3 |

4. Tony Buford 641

| Year | No. | Yds. | Avg. | TD |
|---------------|-----------|------------|------------|----------|
| 1985 | 3 | 39 | 13.0 | 0 |
| 1986 | 29 | 165 | 5.7 | 0 |
| 1987 | 22 | 217 | 9.9 | 0 |
| 1988 | 27 | 220 | 8.1 | 0 |
| Totals | 81 | 641 | 7.9 | 0 |

5. Steve Porter 561

| Year | No. | Yds. | Avg. | TD |
|---------------|-----------|------------|------------|----------|
| 1969 | 13 | 180 | 13.8 | 1 |
| 1970 | 30 | 236 | 7.9 | 1 |
| 1971 | 22 | 145 | 6.6 | 0 |
| Totals | 65 | 561 | 8.6 | 2 |

6. Tracy Porter 477

| Year | No. | Yds. | Avg. | TD |
|---------------|-----------|------------|--------------|----------|
| 2006 | 12 | 223 | 18.6 | 1 |
| 2007 | 23 | 254 | 11.0 | 0 |
| Totals | 35 | 477 | 12.77 | 1 |

7. J-Shun Harris II 425

| Year | No. | Yds. | Avg. | TD |
|---------------|-----------|------------|-------------|----------|
| 2014 | 3 | 12 | 4.0 | 0 |
| 2017 | 14 | 266 | 19.0 | 2 |
| 2018 | 16 | 147 | 9.2 | 1 |
| Totals | 33 | 425 | 12.9 | 3 |

8. George Taliaferro 392

| Year | No. | Yds. | Avg. | TD |
|---------------|----------|------------|----------|----------|
| 1945 | - | 57 | - | - |
| 1947 | - | 125 | - | - |
| 1948 | - | 210 | - | - |
| Totals | - | 392 | - | - |

9. Rob Turner 388

| Year | No. | Yds. | Avg. | TD |
|---------------|-----------|------------|-------------|----------|
| 1987 | 0 | 0 | 0 | 0 |
| 1988 | 2 | 12 | 6.0 | 0 |
| 1990 | 28 | 376 | 13.4 | 2 |
| Totals | 30 | 388 | 12.9 | 2 |

10. Lance Bennett 380

| Year | No. | Yds. | Avg. | TD |
|---------------|-----------|------------|------------|----------|
| 2003 | 11 | 103 | 9.4 | 0 |
| 2004 | 19 | 208 | 10.9 | 1 |
| 2005 | 10 | 66 | 6.6 | 0 |
| 2006 | 6 | 3 | 0.5 | 0 |
| Totals | 46 | 380 | 8.3 | 1 |

SEASON PUNT RETURN YARDAGE

| Yds. | Name | Year |
|---------|-------------------|------|
| 1. 635 | Bob Hoernschmeyer | 1943 |
| 2. 561 | Bill Hillenbrand | 1941 |
| 3. 481 | Bill Hillenbrand | 1942 |
| 4. 376 | Rob Turner | 1990 |
| 5. 342 | Thomas Lewis | 1993 |
| 6. 266 | J-Shun Harris II | 2017 |
| 7. 256 | Tim Wilbur | 1980 |
| 8. 254 | Tracy Porter | 2007 |
| 9. 250 | Larry Highbaugh | 1969 |
| 10. 248 | Tim Wilbur | 1982 |

GAME PUNT RETURN YARDAGE

(100-yard punt return games since at least 2005)

| Yds. | Name, Opponent | Date |
|--------|----------------------------------|----------|
| 1. 175 | Steve Porter vs. Wisconsin | 10/24/70 |
| 2. 137 | Scott McGowan vs. Michigan State | 10/5/91 |
| 3. 126 | Bill Hillenbrand vs. Iowa | 1942 |
| 4. 122 | Jim Dewar vs. Butler | 1942 |
| 5. 109 | J-Shun Harris at Virginia | 9/9/17 |
| 6. 103 | J-Shun Harris vs. Ball State | 9/15/18 |

LONGEST PUNT RETURNS

| Yds. | Name, Opponent | Date |
|---------|-------------------------------------|----------|
| 1. 94t | Lance Bennett vs. Michigan State | 9/25/04 |
| 2. 93t | Steve Porter vs. Wisconsin | 10/24/70 |
| 3. 92t | Jim Dewar vs. Butler | 1942 |
| 4. 91t | Mitchell Paige vs. Western Kentucky | 9/19/15 |
| 5. 88t | Bill Hillenbrand at Wisconsin | 1941 |
| 6. 86t | Richard Deranek vs. Iowa | 1944 |
| 8. 86t | Tracy Porter vs. Western Michigan | 9/2/06 |
| 8. 86t | J-Shun Harris II vs. Ball State | 9/15/18 |
| 9. 81t | D.J. Matthews Jr. vs. Idaho | 9/11/21 |
| 10. 79t | Scott McGowan vs. Michigan State | 10/5/91 |

t-touchdown

YEARLY PUNT RETURN LEADER

| Year | Name | No. | Yds. | Avg. | TD |
|------|-------------------|-----|------|------|----|
| 1968 | Benjamin Norman | 19 | 105 | 5.5 | 0 |
| 1969 | Larry Highbaugh | 19 | 250 | 13.1 | 2 |
| 1970 | Stephen Porter | 30 | 236 | 7.9 | 1 |
| 1971 | Stephen Porter | 22 | 145 | 6.6 | 0 |
| 1972 | Bill Atkinson | 7 | 213 | 30.4 | 1 |
| 1973 | Bill Atkinson | 13 | 88 | 6.8 | 0 |
| 1974 | Keith Calvin | 14 | 73 | 5.2 | 0 |
| 1975 | Keith Calvin | 19 | 124 | 6.5 | 0 |
| 1976 | Keith Calvin | 19 | 28 | 1.5 | 0 |
| 1977 | Keith Calvin | 12 | 72 | 6.0 | 0 |
| 1978 | Tim Wilbur | 19 | 82 | 4.3 | 0 |
| 1979 | Tim Wilbur | 14 | 135 | 9.6 | 1 |
| 1980 | Tim Wilbur | 28 | 256 | 9.1 | 1 |
| 1981 | John Roggeman | 15 | 95 | 6.3 | 0 |
| 1982 | Tim Wilbur | 29 | 248 | 8.6 | 1 |
| 1983 | Chris Sigler | 12 | 48 | 4.0 | 0 |
| 1984 | Chris Sigler | 13 | 142 | 10.9 | 0 |
| 1985 | Leonard Bell | 12 | 115 | 9.6 | 1 |
| 1986 | Tony Buford | 29 | 165 | 5.7 | 0 |
| 1987 | Tony Buford | 22 | 217 | 9.9 | 0 |
| 1988 | Tony Buford | 27 | 220 | 8.1 | 0 |
| 1989 | Michael Dumas | 5 | 83 | 16.6 | 2 |
| 1990 | Rob Turner | 28 | 376 | 13.4 | 2 |
| 1991 | Scott McGowan | 28 | 236 | 8.4 | 1 |
| 1992 | Scott McGowan | 26 | 97 | 3.7 | 0 |
| 1993 | Thomas Lewis | 45 | 342 | 7.6 | 1 |
| 1994 | Eddie Baety | 29 | 204 | 7.0 | 0 |
| 1995 | Ajamu Stoner | 26 | 112 | 4.3 | 0 |
| 1996 | Ajamu Stoner | 19 | 80 | 4.2 | 0 |
| 1997 | Joey Eloms | 21 | 173 | 8.2 | 0 |
| 1998 | Derin Graham | 13 | 62 | 4.8 | 0 |
| 1999 | Derin Graham | 14 | 116 | 8.3 | 0 |
| 2000 | Derin Graham | 12 | 88 | 7.3 | 0 |
| 2001 | Antwaan Randle El | 16 | 149 | 9.3 | 0 |
| 2002 | Glenn Johnson | 25 | 163 | 6.5 | 0 |
| 2003 | Glenn Johnson | 17 | 136 | 8.0 | 0 |
| 2004 | Lance Bennett | 19 | 208 | 10.9 | 1 |
| 2005 | Lance Bennett | 10 | 66 | 6.6 | 0 |
| 2006 | Tracy Porter | 12 | 223 | 18.6 | 1 |
| 2007 | Tracy Porter | 23 | 254 | 11.0 | 0 |
| 2008 | Ray Fisher | 11 | 106 | 9.6 | 0 |
| 2009 | Ray Fisher | 6 | 59 | 9.8 | 0 |
| 2010 | Tandon Doss | 7 | 49 | 7.0 | 0 |
| 2011 | Dre Muhammad | 7 | 36 | 5.1 | 0 |
| 2012 | Nick Stoner | 13 | 75 | 5.8 | 0 |
| 2013 | Shane Wynn | 7 | 98 | 14.0 | 1 |
| 2014 | Shane Wynn | 13 | 69 | 5.3 | 0 |
| 2015 | Mitchell Paige | 18 | 199 | 11.1 | 2 |
| 2016 | Mitchell Paige | 18 | 129 | 7.2 | 0 |
| 2017 | J-Shun Harris II | 14 | 266 | 19.0 | 2 |
| 2018 | J-Shun Harris II | 16 | 147 | 9.2 | 1 |
| 2019 | Whop Philyor | 15 | 49 | 3.3 | 0 |
| 2020 | Reese Taylor | 9 | 73 | 8.1 | 0 |
| 2021 | D.J. Matthews Jr. | 4 | 83 | 20.8 | 1 |
| 2022 | Connor Delp | 6 | 27 | 4.5 | 0 |
| 2023 | Jaylin Lucas | 9 | 14 | 1.6 | 0 |



Tim Wilbur

TACKLES RECORDS

CAREER TACKLES

| 1. Joe Norman | | 444 | |
|---------------|------------|------------|------------|
| Year | Solo | Assist | Total |
| 1975 | 17 | 13 | 30 |
| 1976 | 59 | 32 | 91 |
| 1977 | 80 | 44 | 124 |
| 1978 | 141 | 58 | 199 |
| Totals | 297 | 147 | 444 |

| 2. Willie Bates | | 384 | |
|-----------------|------------|------------|------------|
| Year | Solo | Assist | Total |
| 1985 | 37 | 26 | 63 |
| 1986 | 59 | 47 | 106 |
| 1987 | 92 | 25 | 117 |
| 1988 | 65 | 33 | 98 |
| Totals | 253 | 131 | 384 |

| 3. Donnie Thomas | | 369 | |
|------------------|------------|------------|------------|
| Year | Solo | Assist | Total |
| 1973 | 65 | 33 | 98 |
| 1974 | 90 | 44 | 134 |
| 1975 | 90 | 47 | 137 |
| Totals | 245 | 124 | 369 |

| 4. Craig Walls | | 342 | |
|----------------|------------|------------|------------|
| Year | Solo | Assist | Total |
| 1978 | 10 | 4 | 14 |
| 1979 | 74 | 32 | 106 |
| 1980 | 70 | 51 | 121 |
| 1981 | 58 | 43 | 101 |
| Totals | 212 | 130 | 342 |

| 4. Herana-Daze Jones | | 342 | |
|----------------------|------------|------------|------------|
| Year | Solo | Assist | Total |
| 2001 | 19 | 9 | 28 |
| 2002 | 74 | 34 | 108 |
| 2003 | 68 | 28 | 96 |
| 2004 | 70 | 40 | 110 |
| Totals | 231 | 111 | 342 |

| 6. Jabar Robinson | | 339 | |
|-------------------|------------|------------|------------|
| Year | Solo | Assist | Total |
| 1995 | 38 | 20 | 58 |
| 1996 | 43 | 20 | 63 |
| 1997 | 66 | 35 | 101 |
| 1998 | 67 | 50 | 117 |
| Totals | 214 | 125 | 339 |

| 7. Mark Weiler | | 336 | |
|----------------|------------|------------|------------|
| Year | Solo | Assist | Total |
| 1981 | 33 | 23 | 56 |
| 1982 | 85 | 35 | 120 |
| 1983 | 11 | 6 | 17 |
| 1984 | 73 | 70 | 143 |
| Totals | 202 | 134 | 336 |

| 7. Mark Hagen | | 336 | |
|---------------|------------|------------|------------|
| Year | Solo | Assist | Total |
| 1987 | 2 | 0 | 2 |
| 1989 | 77 | 28 | 105 |
| 1990 | 80 | 40 | 120 |
| 1991 | 66 | 43 | 109 |
| Totals | 225 | 111 | 336 |

| 9. Justin Smith | | 326 | |
|-----------------|------------|-----------|------------|
| Year | Solo | Assist | Total |
| 1998 | 39 | 25 | 64 |
| 1999 | 64 | 25 | 89 |
| 2000 | 54 | 20 | 74 |
| 2001 | 80 | 19 | 99 |
| Totals | 237 | 89 | 326 |

| 10. Tegray Scales | | 325 | |
|-------------------|------------|------------|------------|
| Year | Solo | Assist | Total |
| 2014 | 29 | 17 | 46 |
| 2015 | 40 | 24 | 64 |
| 2016 | 93 | 33 | 126 |
| 2017 | 56 | 33 | 89 |
| Totals | 218 | 107 | 325 |

SEASON TACKLES

| Tkls | Name | Year |
|------|--------------------|------|
| 1. | 199 Joe Norman | 1978 |
| 2. | 165 Steve Sanders | 1976 |
| 3. | 155 Joe Fitzgerald | 1984 |
| 4. | 143 Mark Weiler | 1984 |
| 5. | 141 Craig Brinkman | 1974 |
| 6. | 137 Donnie Thomas | 1975 |
| 7. | 134 Donnie Thomas | 1974 |
| 8. | 132 Brad Mitchell | 1985 |
| 9. | 126 Mike Fulk | 1972 |
| | 126 Tegray Scales | 2016 |

GAME TACKLES

(20-tackle games since at least 1991)

| Tkls | Name, Opponent | Date |
|------|-------------------------------------|----------|
| 1. | 26 Joe Norman vs. Ohio State | 11/18/78 |
| 2. | 25 Karl Pankratz at Wisconsin | 10/29/69 |
| | 25 Donnie Thomas at Ohio State | 11/1/75 |
| 4. | 24 Don Silas vs. Minnesota | 11/16/68 |
| | 24 Steve Sanders at Purdue | 11/20/76 |
| | 24 Doug Sybert vs. Ohio State | 11/18/78 |
| | 24 Marlin Evans at Ohio State | 10/18/80 |
| 8. | 23 Joe Norman at Purdue | 11/25/78 |
| | 22 Craig Walls at Ohio State | 10/18/80 |
| | 22 Austin Thomas at Michigan State | 10/13/07 |
| 11. | 21 Donnie Thomas vs. Michigan State | 11/16/74 |
| | 21 Joe Norman at Minnesota | 11/4/78 |
| | 21 Joe Norman vs. Iowa | 11/11/78 |
| 14. | 20 Craig Brinkman vs. Kentucky | 9/28/74 |
| | 20 Al Thurman at Ohio State | 11/13/93 |

YEARLY TACKLES LEADER

| Year | Name | Total |
|------|-------------------|-------|
| 1966 | Ken Kaczmarek | 92 |
| 1967 | Ken Kaczmarek | 118 |
| 1968 | Don Silas | 97 |
| 1969 | Karl Pankratz | 114 |
| 1970 | Mike Fulk | 88 |
| 1971 | Rob Spicer | 121 |
| 1972 | Mike Fulk | 126 |
| 1973 | Donnie Thomas | 98 |
| 1974 | Craig Brinkman | 141 |
| 1975 | Donnie Thomas | 137 |
| 1976 | Steve Sanders | 165 |
| 1977 | Joe Norman | 124 |
| 1978 | Joe Norman | 199 |
| 1979 | Craig Walls | 106 |
| 1980 | Craig Walls | 121 |
| 1981 | Craig Walls | 101 |
| 1982 | Mark Weiler | 120 |
| 1983 | Chris Sigler | 103 |
| 1984 | Joe Fitzgerald | 155 |
| 1985 | Brad Mitchell | 132 |
| 1986 | Van Waiters | 107 |
| 1987 | Willie Bates | 117 |
| 1988 | Willie Bates | 98 |
| 1989 | Mark Hagen | 105 |
| 1990 | Mark Hagen | 120 |
| 1991 | Mark Hagen | 109 |
| 1992 | Alfonzo Thurman | 79 |
| 1993 | Alfonzo Thurman | 108 |
| 1994 | Alfonzo Thurman | 93 |
| 1995 | Aaron Warneke | 99 |
| 1996 | Jamie Baisley | 105 |
| 1997 | Jabar Robinson | 101 |
| 1998 | Jabar Robinson | 117 |
| 1999 | Justin Smith | 89 |
| 2000 | Johnny Anderson | 92 |
| 2001 | Justin Smith | 99 |
| 2002 | John Kerr | 114 |
| 2003 | Kyle Killion | 97 |
| 2004 | Herana-Daze Jones | 110 |
| 2005 | Kyle Killion | 91 |
| 2006 | Will Meyers | 78 |
| 2007 | Austin Thomas | 112 |
| 2008 | Matt Mayberry | 89 |
| 2009 | Matt Mayberry | 108 |
| 2010 | Tyler Replogle | 87 |
| 2011 | Jeff Thomas | 80 |
| 2012 | Greg Heban | 91 |
| 2013 | David Cooper | 85 |
| 2014 | Antonio Allen | 74 |
| 2015 | Marcus Oliver | 112 |
| 2016 | Tegray Scales | 126 |
| 2017 | Chase Dutra | 96 |
| 2018 | Jonathan Crawford | 66 |
| 2019 | Micah McFadden | 61 |
| 2020 | Micah McFadden | 58 |
| 2021 | Micah McFadden | 77 |
| 2022 | Aaron Casey | 86 |
| 2023 | Aaron Casey | 109 |



Joe Norman

TACKLES FOR LOSS RECORDS

CAREER TACKLES FOR LOSS

| 1. Adewale Ogunleye | | | |
|---------------------|-------------|------------|--|
| Year | TFL | Yds. | |
| 1996 | 15.0 | 88 | |
| 1997 | 21.0 | 92 | |
| 1998 | 17.0 | 91 | |
| 1999 | 11.0 | 54 | |
| Totals | 64.0 | 325 | |

| 2. Jammie Kirlaw | | | |
|------------------|-------------|------------|--|
| Year | TFL | Yds. | |
| 2006 | 5.0 | 15 | |
| 2007 | 12.5 | 42 | |
| 2008 | 19.5 | 102 | |
| 2009 | 15.5 | 77 | |
| Totals | 52.5 | 236 | |

| 3. Tegray Scales | | | |
|------------------|-------------|------------|--|
| Year | TFL | Yds. | |
| 2014 | 4.5 | 14 | |
| 2015 | 5.5 | 21 | |
| 2016 | 23.5 | 69 | |
| 2017 | 12.5 | 48 | |
| Totals | 46.0 | 152 | |

| 4. Van Waiters | | | |
|----------------|-------------|------------|--|
| Year | TFL | Yds. | |
| 1983 | 2.0 | 21 | |
| 1985 | 7.0 | 25 | |
| 1986 | 24.0 | 154 | |
| 1987 | 11.0 | 57 | |
| Totals | 44.0 | 257 | |

| 5. Greg Farrall | | | |
|-----------------|-------------|------------|--|
| Year | TFL | Yds. | |
| 1988 | 1.0 | 6 | |
| 1989 | 12.0 | 54 | |
| 1990 | 9.0 | 39 | |
| 1991 | 18.0 | 83 | |
| Totals | 40.0 | 182 | |

| 6. Nathan Davis | | | |
|-----------------|-------------|------------|--|
| Year | TFL | Yds. | |
| 1993 | 0.0 | 0 | |
| 1994 | 9.0 | 42 | |
| 1995 | 20.0 | 87 | |
| 1996 | 8.0 | 31 | |
| Totals | 37.0 | 160 | |

| 6. Micah McFadden | | | |
|-------------------|-------------|------------|--|
| Year | TFL | Yds. | |
| 2018 | 1.0 | 3 | |
| 2019 | 10.0 | 27 | |
| 2020 | 10.5 | 39 | |
| 2021 | 15.5 | 100 | |
| Totals | 37.0 | 169 | |

| 8. Aaron Casey | | | |
|----------------|-------------|------------|--|
| Year | TFL | Yds. | |
| 2019 | 1.5 | 9 | |
| 2020 | 3.0 | 7 | |
| 2021 | 1.0 | 1 | |
| 2022 | 10.5 | 27 | |
| 2023 | 2.0 | 82 | |
| Totals | 36.0 | 126 | |

| 9. Joe Huff | | | |
|---------------|-------------|------------|--|
| Year | TFL | Yds. | |
| 1984 | 0.0 | 0 | |
| 1986 | 5.0 | 7 | |
| 1987 | 11.0 | 38 | |
| 1988 | 19.0 | 122 | |
| Totals | 35.0 | 167 | |

| 9. Kyle Killion | | | |
|-----------------|-------------|------------|--|
| Year | TFL | Yds. | |
| 2002 | 3.5 | 12 | |
| 2003 | 7.0 | 17 | |
| 2004 | 16.5 | 74 | |
| 2005 | 8.0 | 16 | |
| Totals | 35.0 | 119 | |

SEASON TACKLES FOR LOSS

| TFL | Name | Year |
|---------|------------------|------|
| 1. 24.0 | Van Waiters | 1986 |
| 2. 23.5 | Tegray Scales | 2016 |
| 3. 21.0 | Adewale Ogunleye | 1997 |
| 4. 20.0 | Nathan Davis | 1995 |
| 20.0 | Aaron Casey | 2023 |
| 6. 19.5 | Jammie Kirlaw | 2008 |
| 7. 19.0 | Joe Huff | 1988 |
| 8. 18.0 | Greg Farrall | 1991 |
| 9. 17.0 | Adewale Ogunleye | 1998 |
| 17.0 | Ed McGuire | 1970 |
| 17.0 | Ed McGuire | 1969 |
| 17.0 | Greg Middleton | 2007 |

GAME TACKLES FOR LOSS

| TFL | Name, Opponent | Date |
|--------|------------------------------------|----------|
| 1. 5.0 | Van Waiters at Michigan State | 11/8/86 |
| 5.0 | Damian Gregory vs. Michigan State | 10/11/97 |
| 3. 4.5 | Kris Dielman vs. William & Mary | 8/31/02 |
| 4.5 | Jammie Kirlaw at Iowa | 9/29/07 |
| 5. 4.0 | Damian Gregory vs. Minnesota | 11/14/98 |
| 4.0 | Adewale Ogunleye vs. Illinois | 10/2/99 |
| 4.0 | Matt Mayberry vs. Central Michigan | 11/1/08 |
| 4.0 | Adam Replogle at Penn State | 11/17/12 |
| 4.0 | T.J. Simmons at Michigan State | 10/24/15 |
| 4.0 | Tegray Scales vs. Penn State | 11/12/16 |
| 4.0 | Marcus Oliver vs. Purdue | 11/26/16 |
| 4.0 | Tegray Scales vs. Purdue | 11/26/16 |
| 4.0 | Aaron Casey vs. Wisconsin | 11/4/23 |
| 4.0 | Aaron Casey at Purdue | 11/25/23 |

YEARLY TACKLES FOR LOSS LEADER

| Year | Name | Total |
|------|------------------------|-------|
| 1966 | Jim Sniadecki | 13.0 |
| 1967 | Ken Kaczmarek | 10.0 |
| 1968 | Jerry Grecco | 9.0 |
| 1969 | Ed McGuire | 17.0 |
| 1970 | Ed McGuire | 17.0 |
| 1971 | Mike Fulk | 8.0 |
| 1972 | Mike Fulk | 11.0 |
| 1973 | Carl Barzilauskas | 8.0 |
| 1974 | Larry Jameson | 10.0 |
| 1975 | Carl Smith | 9.0 |
| 1976 | Steve Sanders | 6.0 |
| | Carl Smith | 6.0 |
| 1977 | Paul Yarian | 11.0 |
| 1978 | Joe Norman | 13.0 |
| 1979 | Terry Tallen | 9.0 |
| 1980 | Craig Walls | 9.0 |
| 1981 | Rod Walden | 8.0 |
| 1982 | Mark Smythe | 11.0 |
| 1983 | Dave Zyzda | 7.0 |
| 1984 | Nate Borders | 6.0 |
| 1985 | Van Waiters | 7.0 |
| | Steve May | 7.0 |
| | Mike McCurry | 7.0 |
| 1986 | Van Waiters | 24.0 |
| 1987 | Van Waiters | 11.0 |
| | Joe Huff | 11.0 |
| 1988 | Joe Huff | 9.0 |
| 1989 | Greg Farrall | 12.0 |
| 1990 | Greg Farrall | 9.0 |
| 1991 | Greg Farrall | 18.0 |
| 1992 | Lamar Mills | 13.0 |
| 1993 | Troy Drake | 10.0 |
| | Bernard Whittington | 10.0 |
| 1994 | Nathan Davis | 9.0 |
| 1995 | Nathan Davis | 20.0 |
| 1996 | Adewale Ogunleye | 15.0 |
| 1997 | Adewale Ogunleye | 21.0 |
| 1998 | Adewale Ogunleye | 17.0 |
| 1999 | Kemp Rasmussen | 11.5 |
| 2000 | Justin Smith | 14.0 |
| 2001 | Justin Smith | 11.0 |
| 2002 | Kris Dielman | 14.0 |
| 2003 | Jodie Clemons | 12.0 |
| 2004 | Kyle Killion | 16.5 |
| 2005 | Kyle Killion | 8.0 |
| 2006 | Josh Bailey | 7.5 |
| 2007 | Greg Middleton | 17.0 |
| 2008 | Jammie Kirlaw | 19.5 |
| 2009 | Jammie Kirlaw | 15.5 |
| 2010 | Leon Beckum | 9.0 |
| 2011 | Jeff Thomas | 10.5 |
| 2012 | Adam Replogle | 13.0 |
| 2013 | John Laihinen | 7.0 |
| 2014 | Bobby Richardson | 9.5 |
| 2015 | Nick Mangieri | 12.0 |
| 2016 | Tegray Scales | 23.5 |
| 2017 | Tegray Scales | 12.5 |
| 2018 | Marcelino McCrany-Ball | 7.5 |
| 2019 | Micah McFadden | 10.0 |
| 2020 | Micah McFadden | 10.5 |
| 2021 | Micah McFadden | 15.5 |
| 2022 | Aaron Casey | 10.5 |
| 2023 | Aaron Casey | 20.0 |



Micah McFadden

SACKS RECORDS

CAREER SACKS

| | |
|----------------------------|--------------|
| 1. Adewale Ogunleye | 34.5 |
| Year | Sacks |
| 1996 | 8.5 |
| 1997 | 10.0 |
| 1998 | 8.0 |
| 1999 | 8.0 |
| Total | 34.5 |
| 2. Van Waiters | 25.0 |
| Year | Sacks |
| 1983 | 2.0 |
| 1985 | 2.0 |
| 1986 | 14.0 |
| 1987 | 7.0 |
| Total | 25.0 |
| 3. Jammie Kirlaw | 23.0 |
| Year | Sacks |
| 2006 | 1.5 |
| 2007 | 4.5 |
| 2008 | 10.5 |
| 2009 | 6.5 |
| Total | 23.0 |
| 3. Greg Middleton | 23.0 |
| Year | Sacks |
| 2006 | 0.0 |
| 2007 | 16.0 |
| 2008 | 4.0 |
| 2009 | 3.0 |
| Total | 23.0 |
| 5. Greg Farrall | 22.0 |
| Year | Sacks |
| 1988 | 1.0 |
| 1989 | 8.0 |
| 1990 | 5.0 |
| 1991 | 8.0 |
| Total | 22.0 |
| 6. Tegray Scales | 18.0 |
| Year | Sacks |
| 2014 | 2.0 |
| 2015 | 3.0 |
| 2016 | 7.0 |
| 2017 | 6.0 |
| Total | 18.0 |
| 7. Joe Huff | 17.0 |
| Year | Sacks |
| 1984 | 0.0 |
| 1986 | 1.0 |
| 1987 | 5.0 |
| 1988 | 11.0 |
| Total | 17.0 |
| 8. Kemp Rasmussen | 16.5 |
| Year | Sacks |
| 1998 | 0.0 |
| 1999 | 7.0 |
| 2000 | 3.0 |
| 2001 | 6.5 |
| Total | 16.5 |
| 9. Hurvin McCormick | 16.0 |
| Year | Sacks |
| 1990 | 1.0 |
| 1991 | 2.0 |
| 1992 | 6.0 |
| 1993 | 7.0 |
| Total | 16.0 |
| 10. Adam Replogle | 15.0 |
| Year | Sacks |
| 2009 | 4.0 |
| 2010 | 2.0 |
| 2011 | 4.0 |
| 2012 | 5.5 |
| Total | 15.0 |

SEASON SACKS

| Sacks | Name | Year |
|---------|------------------|------|
| 1. 16.0 | Greg Middleton | 2007 |
| 2. 14.0 | Van Waiters | 1987 |
| 3. 11.0 | Joe Huff | 1988 |
| 4. 10.5 | Jammie Kirlaw | 2008 |
| 5. 10.0 | Adewale Ogunleye | 1997 |
| 6. 9.5 | Nick Mangieri | 2015 |
| 7. 8.5 | Adewale Ogunleye | 1996 |
| 8. 8.0 | Greg Farrall | 1989 |
| 8.0 | Greg Farrall | 1991 |
| 8.0 | Lamar Mills | 1992 |
| 8.0 | Adewale Ogunleye | 1998 |
| 8.0 | Adewale Ogunleye | 1999 |

GAME SACKS

| Sacks | Name, Opponent | Date |
|--------|------------------------------------|----------|
| 1. 4.0 | Van Waiters at Michigan State | 11/8/86 |
| 4.0 | Adewale Ogunleye at Ohio State | 10/18/97 |
| 4.0 | Matt Mayberry vs. Central Michigan | 11/1/08 |
| 4. 3.5 | Jammie Kirlaw at Iowa | 9/29/07 |
| 5. 3.0 | Bobby Richardson vs. Indiana State | 8/30/14 |
| 3.0 | Tegray Scales vs. Penn State | 9/30/17 |

YEARLY SACKS LEADER

| Year | Name | Total |
|------|--------------------|-------|
| 1985 | Steven May | 4.0 |
| | Vincent Fisher | 4.0 |
| 1986 | Van Waiters | 14.0 |
| 1987 | Van Waiters | 7.0 |
| 1988 | Joe Huff | 11.0 |
| 1989 | Greg Farrall | 8.0 |
| 1990 | Greg Farrall | 5.0 |
| | Larry McDaniel | 5.0 |
| 1991 | Greg Farrall | 8.0 |
| 1992 | Franciscus Mills | 8.0 |
| 1993 | Hurvin McCormack | 7.0 |
| 1994 | Nathan Davis | 3.0 |
| 1995 | Nathan Davis | 6.0 |
| 1996 | Adewale Ogunleye | 8.5 |
| 1997 | Adewale Ogunleye | 10.0 |
| 1998 | Adewale Ogunleye | 8.0 |
| 1999 | Adewale Ogunleye | 8.0 |
| 2000 | Justin Smith | 6.0 |
| 2001 | Kemp Rasmussen | 6.5 |
| 2002 | Kris Dielman | 5.0 |
| 2003 | Jodie Clemons | 6.0 |
| 2004 | Kenny Kendal | 5.5 |
| 2005 | Victor Adeyanju | 6.5 |
| 2006 | Kenny Kendal | 4.0 |
| 2007 | Greg Middleton | 16.0 |
| 2008 | Jammie Kirlaw | 10.5 |
| 2009 | Jammie Kirlaw | 6.5 |
| 2010 | Darius Johnson | 4.5 |
| 2011 | Adam Replogle | 4.0 |
| 2012 | Adam Replogle | 5.0 |
| 2013 | John Laihinien | 4.5 |
| 2014 | Bobby Richardson | 5.5 |
| 2015 | Nick Mangieri | 9.5 |
| 2016 | Tegray Scales | 7.0 |
| 2017 | Robert McCray III | 6.0 |
| | Tegray Scales | 6.0 |
| 2018 | Jerome Johnson | 3.5 |
| 2019 | Allen Stallings IV | 5.0 |
| 2020 | Micah McFadden | 6.0 |
| 2021 | Micah McFadden | 6.5 |
| 2022 | Lance Bryant | 4.0 |
| | Dasan McCullough | 4.0 |
| 2023 | Aaron Casey | 6.5 |



Adewale Ogunleye

INTERCEPTIONS

CAREER INTERCEPTIONS

| 1. Tim Wilbur | | 19 |
|---------------|------------|-------------|
| Year | INT | Yds. |
| 1978 | 6 | 138 |
| 1979 | 8 | 167 |
| 1980 | 3 | 41 |
| 1982 | 2 | 14 |
| Totals | 19 | 360 |

| 2. Tracy Porter | | 16 |
|-----------------|------------|-------------|
| Year | INT | Yds. |
| 2004 | 3 | 115 |
| 2005 | 3 | 108 |
| 2006 | 4 | 53 |
| 2007 | 6 | 137 |
| Totals | 16 | 413 |

| 3. John Cannady | | 11 |
|-----------------|------------|-------------|
| Year | INT | Yds. |
| 1943 | 3 | - |
| 1944 | 1 | - |
| 1945 | 1 | - |
| 1946 | 6 | - |
| Totals | 11 | - |

| 3. Dave Abrams | | 11 |
|----------------|------------|-------------|
| Year | INT | Yds. |
| 1977 | 7 | 24 |
| 1978 | 4 | 19 |
| Totals | 11 | 43 |

| 3. Lance Brown | | 11 |
|----------------|------------|-------------|
| Year | INT | Yds. |
| 1991 | 1 | 16 |
| 1992 | 3 | 0 |
| 1993 | 4 | 49 |
| 1994 | 3 | 13 |
| Totals | 11 | 78 |

| 6. John McDonnell | | 10 |
|-------------------|------------|-------------|
| Year | INT | Yds. |
| 1943 | 1 | - |
| 1946 | 2 | - |
| 1947 | 3 | - |
| 1948 | 4 | - |
| Totals | 10 | - |

| 6. Eric Allen | | 10 |
|---------------|------------|-------------|
| Year | INT | Yds. |
| 1994 | 3 | 0 |
| 1995 | 2 | 47 |
| 1996 | 5 | 120 |
| Totals | 10 | 167 |

| 8. Seven Players | | 9 |
|--|--|---|
| <i>Last: Jonathan Crawford (2015-18)</i> | | |

SEASON INTERCEPTIONS

| INT | Name | Year (Yards) |
|-----|-----------------|------------------------------------|
| 1. | 8 Tim Wilbur | 1979 (167) |
| 2. | 7 Dave Abrams | 1977 (24) |
| 3. | 6 John Cannady | 1946 (25) |
| | 6 Milt Campbell | 1955 (111) |
| | 6 Tim Wilbur | 1978 (138) |
| | 6 Mark Sutor | 1982 (61) |
| | 6 Tracy Porter | 2007 (137) |
| 8. | 5 14 times | <i>Last: Will Meyers 2006 (74)</i> |

GAME INTERCEPTIONS

| INT | Name, Opponent | Date |
|-----|--------------------------------|----------|
| 1. | 3 Florian Helinski at Michigan | 10/30/54 |
| | 3 Milt Campbell vs. Ohio | 10/29/55 |
| | 3 Ben Norman vs. Baylor | 9/21/68 |
| | 3 Tim Wilbur at Illinois | 11/10/79 |
| | 3 Greg Yeldell at Michigan | 10/24/98 |

LONGEST INTERCEPTION RETURNS

| Yds. | Name, Opponent | Years |
|------|---------------------------------------|----------|
| 1. | 99 Mike Dumas at Purdue | 11/24/90 |
| 2. | 98t Tim Wilbur at Michigan State | 10/21/78 |
| 3. | 97t Alfonso Thurman vs. Miami (Ohio) | 9/10/94 |
| 4. | 96t Tracy Porter vs. Central Michigan | 9/4/04 |
| | 96t Jameel Cook, Jr. vs. FIU | 9/12/15 |
| 6. | 92t Marvin Woodson at Purdue | 11/17/62 |
| 7. | 90t George Taliaferro at Minnesota | 11/10/45 |
| 9. | 90t Kywin Supernaw vs. Illinois | 11/1/97 |
| 9. | 80t Reggie Bryant vs. Minnesota | 10/1/94 |
| 10. | 74t Will Scott vs. Marquette | 10/10/59 |

t-touchdown

CAREER RETURN YARDS

| Yds. | Name | Years |
|------|-----------------------|-------------|
| 1. | 413 Tracy Porter | 2004-07 |
| 2. | 360 Tim Wilbur | 1978-80, 82 |
| 3. | 189 Kywin Supernaw | 1996-97 |
| 4. | 174 George Taliaferro | 1945, 47-48 |
| 5. | 167 Eric Allen | 1996 |

SEASON RETURN YARDS

| Yds | Name | Year (Ret.) |
|-----|---------------------|-------------|
| 1. | 167 Tim Wilbur | 1979 (8) |
| 2. | 152 Mike Dumas | 1990 (3) |
| 3. | 138 Tim Wilbur | 1978 (6) |
| 4. | 137 Tracy Porter | 2007 (6) |
| 5. | 132 Alfonso Thurman | 1994 (2) |
| 6. | 127 Chris Sigler | 1984 (5) |
| 7. | 120 Eric Allen | 1996 (5) |
| | 120 Kywin Supernaw | 1997 (3) |
| 9. | 115 Tracy Porter | 2004 (3) |
| | 115 Austin Thomas | 2009 (4) |

GAME RETURN YARDS

| Yds | Name, Opponent | Date |
|-----|--------------------------------------|----------|
| 1. | 99 Mike Dumas at Purdue | 11/24/90 |
| 2. | 98 Tim Wilbur at Michigan State | 10/21/78 |
| | 98 Tracy Porter vs. Central Michigan | 9/4/04 |
| 4. | 97 Alfonso Thurman vs. Miami (Ohio) | 9/10/94 |
| 5. | 96 Jameel Cook, Jr. vs. FIU | 9/12/15 |
| 6. | 92 Marvin Woodson at Purdue | 11/17/62 |
| 7. | 90 George Taliaferro at Minnesota | 9/29/45 |
| | 90 Kywin Supernaw vs. Illinois | 11/1/97 |
| 9. | 88 Milt Campbell vs. Ohio | 10/29/55 |
| 10. | 77 Reggie Bryant vs. Minnesota | 10/1/94 |

YEARLY INTERCEPTION LEADER

| Year | Name | Total |
|------|-------------------|-------|
| 1968 | Benjamin Norman | 5 |
| 1969 | John Mathias | 5 |
| 1970 | Stephen Porter | 3 |
| 1971 | Michael Heizman | 4 |
| | Daniel Lintner | 4 |
| 1972 | Quinn Buckner | 5 |
| 1973 | Quinn Buckner | 3 |
| 1974 | Bill Atkinson | 2 |
| 1975 | Harold Waterhouse | 2 |
| | William Wilson | 2 |
| | Daniel Zarlingo | 2 |
| 1976 | Harold Waterhouse | 3 |
| 1977 | Dave Abrams | 7 |
| 1978 | Tim Wilbur | 6 |
| 1979 | Tim Wilbur | 8 |
| 1980 | Chuck Alexander | 4 |
| 1981 | Marc Longshore | 4 |
| 1982 | Mark Sutor | 6 |
| 1983 | Nathan Borders | 5 |
| 1984 | Chris Sigler | 5 |
| 1985 | Leonard Bell | 3 |
| 1986 | Alex Green | 5 |
| 1987 | Brian Dewitz | 5 |
| | Erick Coleman | 3 |
| | Brian Dewitz | 3 |
| | Brad Moneyp | 3 |
| | Marc Ferry | 3 |
| 1989 | David Ane | 2 |
| | Michael Dumas | 2 |
| | Troy Mason | 2 |
| 1990 | Michael Dumas | 3 |
| | Mark Hagen | 3 |
| 1991 | Damon Watts | 3 |
| 1992 | James Davis | 5 |
| 1993 | Lance Brown | 4 |
| 1994 | Eric Smedley | 4 |
| 1995 | Joey Eloms | 5 |
| 1996 | Eric Allen | 5 |
| 1997 | Joey Eloms | 3 |
| | Kywin Supernaw | 3 |
| 1998 | Jabar Robinson | 5 |
| | Greg Yeldell | 5 |
| 1999 | Michael McGrath | 3 |
| 2000 | Sharrod Wallace | 2 |
| 2001 | Marcus Floyd | 3 |
| 2002 | Damien Jones | 3 |
| 2003 | Herans-Daze Jones | 2 |
| | Cedric Henry | 2 |
| 2004 | Tracy Porter | 3 |
| 2005 | Tracy Porter | 3 |
| 2006 | Will Meyers | 5 |
| 2007 | Tracy Porter | 6 |
| 2008 | Austin Thomas | 2 |
| 2009 | Austin Thomas | 4 |
| 2010 | Mitchell Evans | 3 |
| 2011 | Greg Heban | 2 |
| 2012 | Greg Heban | 3 |
| 2013 | Greg Heban | 3 |
| 2014 | Chase Dutra | 3 |
| | Tegray Scales | 3 |
| 2015 | Jonathan Crawford | 4 |
| 2016 | Jonathan Crawford | 3 |
| | Rashard Fant | 3 |
| 2017 | Tegray Scales | 2 |
| 2018 | Bryant Fitzgerald | 3 |
| 2019 | Jamar Johnson | 2 |
| | Tiawan Mullen | 2 |
| 2020 | Jamar Johnson | 4 |
| | Jaylin Williams | 4 |
| 2021 | Five Players | 1 |
| 2022 | Tiawan Mullen | 2 |
| 2023 | Phillip Dunnam | 3 |
| | Louis Moore | 3 |



Tracy Porter

TEAM RECORDS

| SEASON OFFENSE | | | | |
|------------------------|-------|------|-------|------------------|
| | Most | | Least | |
| Rushing | | | | |
| Attempts | 658 | 1977 | 262 | 1948 |
| Net Yards | 3,163 | 2014 | 539 | 1948 |
| First Downs | 172 | 1988 | 35 | 1948 |
| Passing | | | | |
| Attempts | 540 | 2012 | 88 | 1941 |
| Completions | 331 | 2012 | 30 | 1960 |
| Passes Had Intercepted | 24 | 1970 | 5 | 2020 |
| Yards Gained | 3,931 | 2019 | 398 | 1958 |
| First Downs Passing | 170 | 2019 | 18 | 1958 |
| Interceptions | | | | |
| Interceptions | 22 | 1945 | 5 | 2011, 2021 |
| Return Yards | 347 | 2007 | 10 | 2022 |
| Total Offense | | | | |
| Touchdowns | 62 | 2013 | 3 | 1922, 1933, 1938 |
| Extra Points | 56 | 2013 | 1 | 1938 |
| Total Points | 475 | 2015 | 21 | 1922, 1938 |
| Plays | 1,053 | 2015 | 426 | 1948 |
| Yards Gained | 6,556 | 2015 | 1,372 | 1948 |
| Total First Downs | 337 | 2015 | 63 | 1948 |
| First Downs Penalty | 33 | 2018 | 1 | 1950 |
| Special Teams | | | | |
| Punts | 83 | 1971 | 37 | 1947 |
| Punting Yardage | 3,325 | 2022 | 1,260 | 1964 |
| Punt Returns | 46 | 1993 | 8 | 2011 |
| Punt Return Yards | 800 | 1942 | 28 | 1976 |
| Kickoff Returns | 73 | 2008 | 6 | 2020 |
| Kickoff Return Yards | 1,476 | 2010 | 105 | 2020 |
| Miscellaneous | | | | |
| Penalties | 91 | 2015 | 34 | 2020 |
| Yards Penalized | 830 | 2019 | 205 | 1940 |
| Fumbles | 42 | 1998 | 7 | 2012 |
| Fumbles Lost | 27 | 1946 | 3 | 2012 |

| GAME OFFENSE | |
|---------------------------------|---|
| SINGLE-GAME OFFENSE | |
| Rushing | |
| Attempts..... | 84 vs. Temple, 10/18/52 (318 yards) |
| Fewest Attempts..... | 16 at Ohio State, 11/21/20 (-1) |
| Yards..... | 564 at Kentucky, 9/17/94 |
| First Downs..... | 30 at Kentucky, 9/17/94 |
| Passing | |
| Attempts..... | 68 vs. Ohio State, 8/31/17 (42 comp.) |
| Completions..... | 45 vs. Michigan, 10/2/10 (64 att.) |
| Yards..... | 496 vs. Wake Forest, 9/24/16 (28-47) |
| | 491 at Ohio State, 11/21/20 (27-51) |
| | 480 vs. Michigan, 10/2/10 (45-64) |
| | 464 vs. Rutgers, 10/17/15 (32-42) |
| Had Intercepted..... | 6 at Minnesota, 10/10/70 |
| First Downs..... | 23 at Western Kentucky, 9/25/21 |
| Total Offense | |
| Plays..... | 104 at Cincinnati, 9/24/22 |
| | 101 vs. Louisville, 9/14/85 |
| | 101 at Iowa, 10/15/05 |
| | 100 vs. Penn State, 10/20/18 |
| Fewest Plays..... | 36 at Michigan State, 10/13/07 |
| Yards..... | 692 vs. Purdue, 11/30/13 |
| First Downs..... | 42 vs. Purdue, 11/30/13 |
| Penalties | |
| Times Penalized..... | 19 vs. South Carolina State, 9/17/11 |
| Yards..... | 189 vs. Kansas State, 9/22/62 |
| GAME DEFENSE | |
| Total Defense | |
| Fewest Yards Allowed..... | 38 at Nebraska, 1942 |
| Fewest First Downs Allowed..... | 1, two times |
| | vs. Fort Knox, 1944 |
| | vs. Nebraska, 1944 |
| Fumbles Recovered..... | 7 vs. Illinois, 9/15/73 |
| Rushing | |
| Fewest Yards Allowed..... | minus-32 vs. William & Mary, 8/31/02 |
| Fewest First Downs Allowed..... | 0, three times |
| | <i>Last: vs. Kansas State, 9/18/65</i> |
| Passing | |
| Fewest Attempts..... | 2, two times |
| | <i>Last: at Ohio State, 11/5/55</i> |
| Fewest Completions..... | 0, seven times |
| | <i>Last: Charleston Southern, 10/7/17</i> |
| Fewest Yards..... | minus-2 vs. Purdue, 11/24/45 |
| Fewest First Downs Allowed..... | 0, 24 times |
| | <i>Last: Rutgers, 10/12/19</i> |
| Interceptions..... | 6 at Minnesota, 1945 |

OPPONENT RECORDS

GAME RUSHING YARDAGE

| | Year | Att. | Yds. |
|----------------------------------|------|------|------|
| 1. Larry Johnson, Penn State | 2002 | 28 | 327 |
| 2. Lorenzo White, Michigan State | 1987 | 56 | 292 |
| Damien Anderson, Northwestern | 2000 | 36 | 292 |
| 4. Lorenzo White, Michigan State | 1985 | 25 | 286 |
| 5. Otis Armstrong, Purdue | 1972 | 32 | 276 |

LONGEST RUSHES

| | Year | Yds. |
|------------------------------|------|------|
| 1. James White, Wisconsin | 2013 | 93t |
| 2. Bill Belton, Penn State | 2014 | 92t |
| 3. Tony Boles, Michigan | 1989 | 91t |
| 4. David Gilreath, Wisconsin | 2008 | 90t |
| 5. John Karras, Illinois | 1951 | 88t |

GAME PASSING YARDAGE

| | Year | Att. | Comp. | Yds. |
|--------------------------------------|------|------|-------|------|
| 1. Chuck Hartlieb, Iowa | 1988 | 60 | 44 | 558 |
| 2. Kyle Orton, Purdue | 2004 | 54 | 33 | 522 |
| 3. John Paddock, Illinois | 2023 | 36 | 24 | 507 |
| 4. Devin Gardner, Michigan | 2013 | 29 | 21 | 503 |
| 5. Brian Brunner, Central Michigan | 2008 | 53 | 35 | 485 |
| Danny Eting, Purdue | 2013 | 49 | 33 | 485 |
| 7. Brandon Doughty, Western Kentucky | 2015 | 46 | 35 | 484 |
| 8. Dwayne Haskins, Ohio State | 2018 | 33 | 44 | 455 |
| 9. Nathan Scheelhaese, Illinois | 2013 | 57 | 38 | 450 |
| 10. Curtis Painter, Purdue | 2008 | 54 | 38 | 448 |

TOUCHDOWN PASSES

| | Year | TDs |
|-----------------------------|------|-----|
| 1. Tim Couch, Kentucky | 1997 | 7 |
| 2. Kyle Orton, Purdue | 2004 | 6 |
| Jake Rudock, Michigan | 2015 | 6 |
| Dwayne Haskins, Ohio State | 2018 | 6 |
| Nate Stanley, Iowa | 2018 | 6 |
| 6. Fred Riddle, Iowa | 1963 | 5 |
| Jeff George, Illinois | 1989 | 5 |
| Dusty Bonner, Kentucky | 1999 | 5 |
| Philip Rivers, NC State | 2000 | 5 |
| Curtis Painter, Purdue | 2008 | 5 |
| Shea Patterson, Michigan | 2019 | 5 |
| C.J. Stroud, Ohio State | 2022 | 5 |
| Taulia Tagovailoa, Maryland | 2023 | 5 |

LONGEST PASSING PLAYS

| | Year | Yds. |
|---|------|------|
| 1. Tony Banks-Nigea Carter, Michigan State | 1994 | 93t |
| 2. Ricky Stanzil-Marvin McNutt, Iowa | 2009 | 92t |
| Rick Trefzger-Brian Alford, Purdue | 1996 | 90t |
| 4. Ed Smith-Kirk Gibson, Michigan State | 1978 | 86t |
| Tyler O'Connor-R.J. Shelton, Michigan State | 2016 | 86t |

GAME RECEPTIONS

| | Year | No. | Yds. |
|--------------------------------|------|-----|------|
| 1. Taylor Stubblefield, Purdue | 2004 | 14 | 138 |
| Jamarko Simmons, W. Michigan | 2007 | 14 | 158 |
| Dante Love, Ball State | 2007 | 14 | 177 |
| Jeremy Gallon, Michigan | 2013 | 14 | 369 |
| 5. David Boston, Ohio State | 1996 | 13 | 153 |
| Nick Bell, Iowa | 1988 | 13 | 128 |
| Devin Thomas, Michigan State | 2007 | 13 | 148 |
| Eric Decker, Minnesota | 2008 | 13 | 190 |

GAME RECEIVING YARDAGE

| | Year | No. | Yds. |
|---------------------------------|------|-----|------|
| 1. Jeremy Gallon, Michigan | 2013 | 14 | 369 |
| 2. Devon Harberts, Iowa | 1988 | 11 | 233 |
| 3. Steve Hull, Illinois | 2013 | 9 | 224 |
| Kyle Ingraham, Purdue | 2004 | 11 | 209 |
| 5. Jehu Chesson, Michigan | 2015 | 10 | 207 |
| 6. Isaiah Williams, Illinois | 2023 | 9 | 200 |
| 7. Allen Robinson, Penn State | 2012 | 10 | 197 |
| 8. Andre Rison, Michigan State | 1986 | 11 | 196 |
| Taywan Taylor, Western Kentucky | 2015 | 9 | 196 |
| 10. Dave Moritz, Iowa | 1983 | 11 | 192 |

LONGEST PUNT RETURNS

| | Year | Yds. |
|------------------------------|------|------|
| 1. Tim Dwight, Iowa | 1997 | 92t |
| 2. Branch Bruce, Penn State | 1999 | 90t |
| 3. Brian Musso, Northwestern | 1995 | 86t |

LONGEST KICKOFF RETURNS

| | Year | Yds. |
|-----------------------------|------|------|
| 1. Stan Brown, Purdue | 1970 | 100t |
| Jermaine Mays, Minnesota | 2000 | 100t |
| 3. Norm Granger, Iowa | 1981 | 99t |
| Curtis Duncan, Northwestern | 1984 | 99t |
| Tre Tucker, Cincinnati | 2021 | 99t |

TOTAL OFFENSE

| | Year | Yds. |
|-------------------------------------|------|------|
| 1. Devin Gardner, Michigan | 2013 | 584 |
| 2. Kyle Orton, Purdue | 2004 | 530 |
| 3. Mark Iannotti, Southern Illinois | 2015 | 517 |
| 4. Chuck Hartlieb, Iowa | 1988 | 516 |
| 5. Jake Rudock, Michigan | 2015 | 504 |
| 6. John Paddock, Illinois | 2023 | 499 |
| 7. Nathan Scheelhaese, Illinois | 2013 | 495 |
| Brandon Doughty, Western Kentucky | 2015 | 495 |
| 9. Denard Robinson, Michigan | 2010 | 494 |
| 10. Danny Eting, Purdue | 2013 | 487 |

LONGEST INTERCEPTION RETURNS

| | Year | Yds. |
|---|------|------|
| 1. Damon Arnette, Ohio State | 2019 | 96t |
| Nick Buonamici (30) to Ray Griffin (65), Ohio State | 1976 | 95t |
| 3. Brian Williams, Illinois | 1989 | 92t |
| 4. Jamar Fletcher, Wisconsin | 2000 | 87 |

FIELD GOALS MADE

| | Year | FGs |
|---------------------------------|------|-----|
| 1. Jake Moody, Michigan | 2018 | 6 |
| 2. Jim Gallery, Minnesota | 1981 | 4 |
| Bob Atha, Ohio State | 1981 | 4 |
| Morten Andersen, Michigan State | 1981 | 4 |
| Chip Lohmiller, Minnesota | 1986 | 4 |
| Bryan Borreson, Utah | 2002 | 4 |
| Brett Swenson, Michigan State | 2008 | 4 |
| Mike Meyer, Iowa | 2010 | 4 |
| Robert Randolph, Virginia | 2011 | 4 |
| Carson Wiggs, Purdue | 2011 | 4 |
| Tyler Tate, Bowling Green | 2014 | 4 |
| Joseph Petrino, Maryland | 2018 | 4 |

LONGEST FIELD GOALS

| | Year | Yds. |
|------------------------------|------|------|
| 1. Jim Gallery, Minnesota | 1981 | 57 |
| 2. Chip Lohmiller, Minnesota | 1986 | 55 |
| Dan Stutz, Ohio State | 1997 | 55 |

GAME SCORING

| | |
|---|----|
| 1. 28 players tied | 24 |
| <i>Last: Jehu Chesson, Michigan, 2015</i> | |

LONGEST PUNTS

| | Year | Yds. |
|---------------------------------|------|------|
| 1. Paul Burton, Northwestern | 1995 | 90 |
| Bruce Branch, Penn State | 1999 | 90 |
| 3. Paul Calhoun, Kentucky | 1963 | 80 |
| Greg Montgomery, Michigan State | 1985 | 80 |

t-touchdown

RETURN TOUCHDOWNS - INDIANA


| Date | Player | Opponent | Type | Yards | Date | Player | Opponent | Type | Yards |
|----------|----------------------|-------------------|--------------|-------|----------|----------------------|---------------------|--------------|-------|
| 11/8/58 | Earl Faison | Michigan State | Blocked FG | 92 | 9/30/06 | Troy Grosfield | Wisconsin | Fumble | 15 |
| 9/24/66 | John Ginter | at Northwestern | Punt | 53 | 10/7/06 | Marcus Thigpen | at Illinois | Kickoff | 98 |
| 10/7/67 | Ken Kaczmarek | Illinois | Interception | 26 | 9/8/07 | Greg Middleton | at Western Michigan | Fumble | 44 |
| 10/28/67 | Nate Cunningham | at Arizona | Interception | 55 | 10/13/07 | Tracy Porter | at Michigan State | Fumble | 76 |
| 11/2/68 | Jim Sniadecki | Wisconsin | Interception | 32 | 11/3/07 | Christopher Phillips | Ball State | Interception | 58 |
| 9/20/69 | Steve Porter | at Kentucky | Punt | 66 | 11/10/07 | James Bailey | at Northwestern | Kickoff | 91 |
| 9/20/69 | Larry Highbaugh | at Kentucky | Punt | 73 | 9/20/08 | Nick Polk | Ball State | Fumble | 31 |
| 11/1/69 | Larry Highbaugh | Michigan State | Punt | 43 | 9/19/09 | Ray Fisher | at Akron | Kickoff | 91 |
| 11/15/69 | Jamie O'Hara | at Northwestern | Kickoff | 88 | 10/24/09 | Ray Fisher | at Northwestern | Kickoff | 93 |
| 10/17/70 | John Debbout | at Illinois | Interception | 28 | 9/2/10 | Matt Ernest | Towson | Interception | 56 |
| 10/24/70 | Steve Porter | Wisconsin | Punt | 93 | 9/10/11 | Lawrence Barnett | Virginia | Fumble | 54 |
| 11/20/71 | Rob Spicer | Purdue | Interception | 22 | 9/24/11 | Mark Murphy | at North Texas | Interception | 31 |
| 9/30/72 | Mike Fulk | at Kentucky | Punt | 22 | 10/8/11 | Shane Wynn | Illinois | Kickoff | 99 |
| 10/28/72 | Bill Atkinson | at Northwestern | Punt | 57 | 9/29/12 | Tevin Coleman | at Northwestern | Kickoff | 96 |
| 11/8/75 | Tom Buck | Michigan State | Interception | 30 | 8/29/13 | Shane Wynn | Indiana State | Punt | 58 |
| 10/8/77 | Dave Abrams | at Northwestern | Punt | 38 | 10/4/14 | Mark Murphy | Penn State | Interception | 47 |
| 10/21/78 | Tim Wilbur | at Michigan State | Interception | 98 | 9/12/15 | Jameel Cook, Jr. | FIU | Interception | 96 |
| 11/4/78 | Dale Keneipp | at Minnesota | Fumble | 92 | 9/19/15 | Mitchell Paige | Iowa | Punt | 51 |
| 9/15/79 | Tim Wilbur | Vanderbilt | Interception | 70 | 9/19/15 | Mitchell Paige | Western Kentucky | Punt | 91 |
| 10/18/79 | Tim Wilbur | Northwestern | Interception | 58 | 9/26/15 | Tony Fields | at Wake Forest | Interception | 20 |
| 12/21/79 | Tim Wilbur | vs. BYU | Punt | 62 | 9/1/16 | Tegray Scales | at FIU | Interception | 16 |
| 9/20/80 | Tim Wilbur | at Kentucky | Punt | 78 | 9/1/16 | Rashard Fant | at FIU | Interception | 34 |
| 9/20/80 | Tim Wilbur | at Kentucky | Interception | 40 | 9/9/17 | J-Shun Harris II | at Virginia | Punt | 44 |
| 9/26/81 | Duane Gunn | at Syracuse | Kickoff | 97 | 9/23/17 | Andre Brown Jr. | Georgia Southern | Fumble | 22 |
| 11/12/83 | Leonard Bell | at Illinois | Interception | 32 | 9/23/17 | Simmie Cobbs Jr. | Georgia Southern | Fumble | 0 |
| 9/8/84 | Chris Sigler | at Duke | Interception | 48 | 9/23/17 | J-Shun Harris II | Georgia Southern | Punt | 70 |
| 9/21/85 | Leonard Bell | Navy | Punt | 52 | 10/7/17 | Peyton Ramsey | Charleston Southern | Fumble | 0 |
| 9/20/86 | Brad Mitchell | Navy | Interception | 59 | 9/1/18 | Jonathan Crawford | at FIU | Interception | 33 |
| 11/8/86 | Alex Green | at Michigan State | Interception | 29 | 9/15/18 | J-Shun Harris II | Ball State | Punt | 86 |
| 11/21/87 | Van Waiters | Purdue | Fumble | 47 | 9/21/19 | Cam Jones | Connecticut | Interception | 44 |
| 11/7/88 | Erick Coleman | at Illinois | Fumble | 47 | 10/12/19 | Reakwon Jones | Rutgers | Fumble | 17 |
| 11/21/88 | Brian Dewitz | at Purdue | Interception | 34 | 1/2/20 | Jamar Johnson | vs. Tennessee | Interception | 63 |
| 11/18/89 | Mike Dumas | at Illinois | Blocked Punt | 28 | 9/11/21 | D.J. Matthews Jr. | Idaho | Punt | 81 |
| 9/15/90 | Rob Turner | at Kentucky | Punt | 64 | 9/11/21 | Javon Swinton | Idaho | Blocked Punt | 4 |
| 9/22/90 | Rob Turner | at Missouri | Punt | 65 | 10/1/22 | Myles Jackson | at Nebraska | Fumble | 0 |
| 9/29/90 | Mike Middleton | Eastern Michigan | Interception | 22 | 10/22/22 | Jaylin Lucas | at Rutgers | Kickoff | 93 |
| 11/24/90 | Mark Hagen | at Purdue | Interception | 21 | 11/19/22 | Jaylin Lucas | at Michigan State | Kickoff | 88 |
| 10/5/91 | Scott McGowan | Michigan State | Punt | 79 | 9/23/23 | Louis Moore | Akron | Interception | 22 |
| 10/3/92 | Damon Watts | at Michigan State | Blocked Punt | 31 | 11/26/23 | Jaylin Lucas | at Purdue | Kickoff | 100 |
| 9/4/93 | Jay Davis | Toledo | Interception | 30 | | | | | |
| 9/11/93 | Lamar Mills | Northern Illinois | Fumble | 46 | | | | | |
| 10/23/93 | Thomas Lewis | at Northwestern | Punt | 58 | | | | | |
| 10/9/94 | Alfonzo Thurman | Miami (Ohio) | Interception | 97 | | | | | |
| 10/1/94 | Reggie Bryant | Minnesota | Interception | 80 | | | | | |
| 10/29/94 | Eric Smedley | at Michigan State | Interception | 47 | | | | | |
| 9/23/95 | Jabar Robinson | Southern Miss | Fumble | 3 | | | | | |
| 11/11/95 | Joey Eloms | Michigan State | Interception | 30 | | | | | |
| 9/7/96 | Eric Allen | at Toledo | Interception | 24 | | | | | |
| 10/12/96 | Trent Jones | Iowa | Blocked Punt | 30 | | | | | |
| 10/19/96 | Eric Allen | at Michigan | Interception | 42 | | | | | |
| 11/23/96 | Nathan Davis | at Purdue | Blocked Punt | 51 | | | | | |
| 11/23/96 | Kywin Supernaw | at Purdue | Interception | 13 | | | | | |
| 11/1/97 | Kywin Supernaw | Illinois | Interception | 90 | | | | | |
| 9/19/98 | Aaron Williams | at Kentucky | Fumble | 0 | | | | | |
| 10/3/98 | Derin Graham | Wisconsin | Kickoff | 100 | | | | | |
| 11/7/98 | Mike McGrath | at Illinois | Fumble | 35 | | | | | |
| 9/18/99 | Derin Graham | Kentucky | Kickoff | 90 | | | | | |
| 10/6/01 | Duane Stone | at Wisconsin | Blocked Punt | 10 | | | | | |
| 9/14/02 | Joe Gonzalez | at Kentucky | Interception | 36 | | | | | |
| 11/2/02 | Herrana Daze-Jones | at Northwestern | Fumble | 9 | | | | | |
| 11/16/02 | Buster Larkins | Penn State | Interception | 59 | | | | | |
| 9/27/03 | Buster Larkins | at Michigan | Blocked Punt | 37 | | | | | |
| 9/4/04 | Tracy Porter | Central Michigan | Interception | 96 | | | | | |
| 9/11/04 | Lance Bennett | at Oregon | Kickoff | 98 | | | | | |
| 9/18/04 | Victor Adeyanju | at Kentucky | Fumble | 4 | | | | | |
| 10/25/04 | Lance Bennett | Michigan State | Punt | 94 | | | | | |
| 10/30/04 | Will Lumpkin | Minnesota | Interception | 42 | | | | | |
| 11/13/04 | Kyle Killion | Penn State | Fumble | 46 | | | | | |
| 11/20/04 | Will Lumpkin | at Purdue | Fumble | 72 | | | | | |
| 10/22/05 | John Pannozzo | Ohio State | Fumble | 57 | | | | | |
| 9/2/06 | Tracy Porter | Western Michigan | Punt | 86 | | | | | |
| 9/2/06 | Christopher Phillips | Western Michigan | Interception | 66 | | | | | |
| 9/9/06 | Marcus Thigpen | at Ball State | Kickoff | 100 | | | | | |
| 9/23/06 | Marcus Thigpen | Connecticut | Kickoff | 87 | | | | | |

RETURN TOUCHDOWNS - OPPONENT

| Date | Player | Opponent | Type | Yards |
|----------|-------------------------|--------------------|--------------|-------|
| 9/25/65 | Willie Stinson | Northwestern | Kickoff | 91 |
| 9/17/66 | Bob Glover | Miami (Ohio) | Kickoff | 86 |
| 10/15/66 | Phil Knell | Illinois | Interception | 62 |
| 9/28/68 | Donnie Shanklin | at Kansas | Punt | 59 |
| 10/19/68 | Jerry Hartman | Michigan | Interception | 62 |
| 10/26/68 | Rick Stevenson | Arizona | Kickoff | 97 |
| 9/20/69 | Roger Gann | at Kentucky | Kickoff | 95 |
| 9/27/69 | Ken Wiedemann | California | Interception | 18 |
| 11/21/70 | Stan Brown | at Purdue | Kickoff | 100 |
| 9/25/71 | Godfrey White | at Baylor | Kickoff | 94 |
| 10/30/71 | Tom Darden | at Michigan | Interception | 60 |
| 9/16/72 | Michael Steidl | Minnesota | Punt | 26 |
| 9/15/73 | George Uremovich | Illinois | Kickoff | 89 |
| 10/19/74 | Neal Colzie | Ohio State | Interception | 55 |
| 11/9/74 | Carl Patrnchak | at Northwestern | Interception | 27 |
| 10/30/76 | R. Griffin/N. Buonamici | Ohio State | Interception | 95 |
| 11/13/76 | Ira Matthews | Wisconsin | Punt | 56 |
| 10/29/77 | Mark Merrill | Minnesota | Interception | 14 |
| 9/16/78 | George Adams | at LSU | Interception | 73 |
| 10/7/78 | Ira Matthews | at Wisconsin | Punt | 71 |
| 10/10/81 | Norm Granger | at Iowa | Kickoff | 99 |
| 11/7/81 | David Greenwood | Wisconsin | Interception | 65 |
| 9/18/82 | Joey Browner | at USC | Punt | 54 |
| 10/23/82 | Garcia Lane | Ohio State | Punt | 68 |
| 9/22/84 | Curtis Duncan | at Northwestern | Kickoff | 99 |
| 11/3/84 | William White | at Ohio State | Interception | 20 |
| 11/10/84 | Craig Swoope | vs. Illinois | Interception | 73 |
| 9/14/85 | Ernest Givens | Louisville | Kickoff | 93 |
| 11/14/88 | John Miller | Michigan State | Interception | 39 |
| 12/28/88 | Mike Tolbert | vs. South Carolina | Blocked Punt | 34 |
| 10/21/89 | Fred Foggie | Minnesota | Blocked FG | 98 |
| 11/18/89 | Brian Williams | at Illinois | Interception | 92 |
| 9/7/91 | Demetrius DuBose | at Notre Dame | Interception | 49 |
| 9/19/92 | Marty Moore | at Kentucky | Interception | 36 |
| 10/17/92 | Derrick Alexander | Michigan | Punt | 70 |
| 12/31/93 | Antonio Banks | vs. Virginia Tech | Blocked FG | 80 |
| 12/31/93 | Lawrence Lewis | vs. Virginia Tech | Fumble | 20 |
| 10/22/94 | Brian Musso | Northwestern | Punt | 56 |
| 11/12/94 | Joey Gallovlav | Ohio State | Kickoff | 93 |
| 9/30/95 | Casey Dailey | at Northwestern | Fumble | 43 |
| 10/14/95 | Tom Knight | at Iowa | Interception | 60 |
| 10/21/95 | Amani Toomer | Michigan | Punt | 56 |
| 10/28/95 | Terry Killens | at Penn State | Blocked Punt | 25 |
| 10/28/95 | Aaron Collins | at Penn State | Interception | 80 |
| 11/11/95 | Derrick Mason | Michigan State | Kickoff | 87 |
| 11/11/95 | Scott Greene | Michigan State | Punt | 76 |
| 9/14/96 | Jamie Taylor | Miami (Ohio) | Interception | 36 |
| 10/12/96 | Tom Knight | at Iowa | Interception | 57 |
| 10/26/96 | Gerald Filardi | Penn State | Interception | 24 |
| 11/16/96 | Damon Moore | Ohio State | Interception | 28 |
| 11/16/96 | Matt Finkes | Ohio State | Fumble | 45 |
| 10/11/97 | Sedrick Irvin | Michigan State | Punt | 80 |
| 10/18/97 | Clinton Wayne | at Ohio State | Interception | 38 |
| 10/25/97 | J.P. Lange | at Iowa | Interception | 60 |
| 10/25/97 | Tim Dwight | at Iowa | Punt | 92 |
| 10/25/97 | Matt Bowen | at Iowa | Interception | 70 |
| 11/22/97 | Mike Rose | Purdue | Interception | 24 |
| 11/22/97 | Lee Johnson | Purdue | Fumble | 35 |
| 9/19/98 | John Rader | at Kentucky | Interception | 46 |
| 10/31/98 | David Boston | Ohio State | Interception | 70 |
| 11/7/98 | Steve Havard | at Illinois | Kickoff | 94 |
| 1/20/99 | Vinny Sutherland | Purdue | Punt | 66 |
| 9/25/99 | Askari Adams | at Penn State | Interception | 37 |
| 9/25/99 | Bruce Branch | at Penn State | Punt | 90 |
| 10/9/99 | Harold Blackmon | Northwestern | Interception | 75 |
| 11/20/99 | Chuky Okobi | Purdue | Fumble | 0 |
| 10/21/00 | Jermaine Mays | Minnesota | Kickoff | 100 |
| 11/4/00 | Christian Morten | at Illinois | Punt | 80 |
| 10/6/01 | Joey Boese | at Wisconsin | Fumble | 26 |
| 12/1/01 | Derek Abney | Kentucky | Fumble | 0 |
| 9/6/02 | Troy Graham | at NC State | Block Punt | 0 |
| 9/14/02 | Quentus Camby | at Kentucky | Interception | 82 |
| 11/16/02 | Rich Gardner | Penn State | Interception | 35 |
| 9/27/03 | Jeremy LeSueur | at Michigan | Interception | 60 |

| Date | Player | Opponent | Type | Yards |
|----------|----------------------|---------------------|--------------|-------|
| 9/27/03 | Steve Breaston | at Michigan | Punt | 69 |
| 11/1/03 | John Pawelski | at Minnesota | Fumble | 22 |
| 11/15/03 | Andrew Guman | at Penn State | Blocked Punt | 8 |
| 10/2/04 | Leon Hall | Michigan | Punt | 76 |
| 10/1/05 | Brandon Williams | at Wisconsin | Punt | 63 |
| 10/29/05 | Demond Williams | at Michigan State | Kickoff | 98 |
| 9/23/06 | Danny Lansanah | Connecticut | Interception | 39 |
| 11/4/06 | Dom Barber | at Minnesota | Interception | 45 |
| 11/11/06 | Steve Breaston | Michigan | Punt | 83 |
| 9/6/07 | Brandon West | at Western Michigan | Kickoff | 98 |
| 10/13/07 | Ervin Baldwin | at Michigan State | Fumble | 12 |
| 11/10/07 | Eddie Simpson | at Northwestern | Interception | 41 |
| 9/20/08 | Sean Baker | Ball State | Interception | 40 |
| 10/18/08 | A.J. Jenkins | at Illinois | Kickoff | 96 |
| 9/19/09 | Aaron Williams | at Akron | Blocked Punt | 0 |
| 10/31/09 | Tyler Sash | at Iowa | Interception | 86 |
| 11/14/09 | Navorro Bowman | at Penn State | Interception | 73 |
| 11/21/09 | Al-Terek McBurse | Purdue | Kickoff | 87 |
| 10/23/10 | Nathan Brown | at Illinois | Interception | 66 |
| 10/23/10 | Patrick Nixon-Youman | at Illinois | Interception | 68 |
| 11/13/10 | Aaron Henry | at Wisconsin | Interception | 37 |
| 11/20/10 | James Van Fleet | vs. Penn State | Blocked Punt | 21 |
| 10/8/11 | Tavon Wilson | Illinois | Fumble | 66 |
| 10/15/11 | Derek Landisch | at Wisconsin | Fumble | 0 |
| 10/15/11 | Jared Abbrederis | at Wisconsin | Punt | 60 |
| 11/19/11 | Johnny Adams | at Michigan State | Interception | 86 |
| 10/13/12 | Bradley Roby | Ohio State | Blocked Punt | 0 |
| 10/20/12 | Jordan Drake | at Navy | Interception | 24 |
| 11/3/12 | Christian Kirksey | Iowa | Interception | 18 |
| 8/29/13 | Conn Underwood | Indiana State | Interception | 31 |
| 8/29/13 | Calvin Burnett | Indiana State | Fumble | 2 |
| 9/14/13 | Paul Senn | Bowling Green | Blocked Punt | 56 |
| 9/21/13 | Kony Ealy | Missouri | Interception | 49 |
| 11/9/13 | Corey Lewis | Illinois | Fumble | 0 |
| 11/11/14 | Desmond King | at Iowa | Interception | 35 |
| 11/22/14 | Jalin Marshall | at Ohio State | Punt | 54 |
| 9/5/15 | Kenny James | Southern Illinois | Blocked Punt | 0 |
| 10/17/15 | Kemoko Turay | Rutgers | Fumble | 26 |
| 12/28/15 | Shaun Wilson | vs. Duke | Kickoff | 98 |
| 9/10/16 | Malik Dunner | Ball State | Blocked Punt | 3 |
| 8/24/16 | Jessie Bates | Wake Forest | Interception | 55 |
| 10/15/16 | Chris Jones | Nebraska | Interception | 33 |
| 11/5/16 | Darnell Davis | at Rutgers | Fumble | 75 |
| 11/12/16 | Torrence Brown | Penn State | Fumble | 9 |
| 9/30/17 | Nick Scott | at Penn State | Fumble | 13 |
| 9/30/17 | Saqoun Barkley | at Penn State | Kickoff | 98 |
| 10/28/17 | Darnell Savage Jr. | at Maryland | Blocked Punt | 16 |
| 9/22/18 | Shakur Brown | Michigan State | Interception | 69 |
| 9/14/19 | Damon Arnette Jr. | Ohio State | Interception | 96 |
| 9/28/19 | Michael Dowell | at Michigan State | Fumble | 0 |
| 11/21/20 | Shaun Wade | at Ohio State | Interception | 36 |
| 9/4/21 | Riley Moss | at Iowa | Interception | 30 |
| 8/4/21 | Riley Moss | at Iowa | Interception | 55 |
| 9/18/21 | Tre Tucker | Cincinnati | Kickoff | 99 |
| 10/16/21 | Cal Haladay | Michigan State | Interception | 30 |
| 9/24/22 | Malcolm Hartzog | at Nebraska | Blocked Punt | 30 |
| 9/24/22 | Domonique Perry | at Cincinnati | Fumble | 14 |
| 10/22/22 | Christian Brasswell | at Rutgers | Interception | 12 |
| 11/26/22 | Cory Trice | Purdue | Interception | 8 |
| 9/8/23 | Maddix Blackwell | Indiana State | Fumble | 75 |
| 10/21/23 | Eric Rogers | Rutgers | Blocked Punt | 17 |


COLLEGE FOOTBALL HALL OF FAME



ALVIN "BO" MCMILLIN

Coach • 1934-47 • 1951 Inductee

Alvin "Bo" McMillin was responsible for leading Indiana to its first football Big Ten championship. Enshrined into the College Football Hall of Fame in 1951, McMillin coached the Hoosiers for 14 years (1934-47) and compiled a record of 63-48-11. In 1945, he led Indiana to its only undefeated season and its first Big Ten championship. Following the 1945 campaign he earned Man of the Year and Coach of the Year honors from the Football Writers Association and the Football Coaches Association, respectively. He earned his ticket to the Hall of Fame following his playing career at Centre College in Kentucky (1917, '19-21). McMillin returned to the football field and went on to coach at Centenary, Geneva, Kansas State and Indiana. He compiled a record of 146-77-13 in 26 seasons.



PETE PIHOS

End/FB • 1942-43, 1945-47 • 1966 Inductee


Earning All-America honors as both an end and fullback, Pete Pihos became the second Indiana University football product enshrined in the College Football Hall of Fame when he was inducted in 1966. After helping IU set national records on offense in 1943, he returned from a stint in the Army to lead the Hoosiers in scoring during their 1945 Big Ten Championship season. One year later, Pihos was named team MVP while shattering previous IU records for touchdowns, total points and receptions. Pihos was drafted by the Philadelphia Eagles and helped Eagles to the 1948 and 1949 NFL championship teams. In nine seasons in the NFL, Pihos led the NFL in receptions three-straight years, earned six Pro Bowl nods and was inducted into the Professional Football Hall of Fame in Canton, Ohio in 1970.



ZORA CLEVENGER

Halfback • 1900-03 • 1968 Inductee


As a member of Indiana's first Big Ten team, Zora G. Clevenger played for the Hoosiers from 1900-03 and served as team captain. He earned All-America honors at center during his senior season. Upon graduating from Indiana he took to coaching and, in 1914, brought the University of Tennessee its first undefeated season. The designer of the Straight-T formation, Clevenger built the Volunteers into a national powerhouse. After retiring from coaching, Clevenger served as athletic director at Missouri and Kansas State before returning to Indiana to work as its athletic director for 23 years. A founder of the annual East-West Shrine Game, Clevenger retired in 1946 and was enshrined into the College Football Hall of Fame in 1968.



GEORGE TALIAFERRO

Halfback • 1945, 1947-48 • 1981 Inductee


A first-team All-America selection in 1948, George Taliaferro may best be known as the first African-American to be drafted by a National Football League team. In addition to his All-America recognition as a senior, Taliaferro was a two-time second team All-America pick and helped lead the Hoosiers to their first Big Ten championship in 1945. After a successful four-year career at Indiana, Taliaferro played in the NFL from 1948-55 for the Los Angeles Dons, New York Yankees, Dallas Cowboys, Baltimore Colts and Philadelphia Eagles. He was enshrined into the College Football Hall of Fame in 1981.



JOHN TAVENER

Center • 1941-44 • 1990 Inductee

A four-year letterman and a two-year captain at Indiana, John Tavener was named to six different All-America teams following his senior season in 1944. An extremely versatile player, Tavener called the offensive signals at center, excelled on defense and kicked extra points. He would earn IU Most Valuable Player honors in 1943 and 1944. Tavener was drafted by the Chicago Cardinals in 1944 and played for the Miami Seahawks in 1946 but retired after one season and pursued a banking career in Ohio. After retiring from the business in 1986 he became a volunteer assistant coach at Denison University in Granville, Ohio. Tavener was enshrined into the College Football Hall of Fame in 1990.



ANTHONY THOMPSON

Running Back • 1986-89 • 2007 Inductee

Anthony Thompson starred for the Hoosiers from 1986-89 and earned first team All-America recognition at running back following both his junior and senior seasons. A two-time Big Ten rushing champion, he captured the NCAA rushing and scoring titles during his senior campaign. He finished second in the 1989 Heisman Trophy voting, earned Walter Camp Foundation's Player of the Year and AFCA "Coaches Choice" Player of the Year, along with the Maxwell Award as the nation's finest college football player his final collegiate season. Thompson finished his career with 5,299 rushing yards, including 377 yards at Wisconsin in 1989. The Terre Haute, Indiana, native, held the Division I record for career touchdowns with 65 until the 1998 season, when it was broken by Texas' Ricky Williams. Thompson was enshrined into the College Football Hall of Fame in 2007.

BIG TEN MVPS



VERN HUFFMAN

Quarterback • 1936


A football and basketball standout at Indiana, Vern Huffman was IU's first All-America quarterback. A second-team All-America selection and the Big Ten's Most Valuable Player in 1936, Huffman is the only player in the history of Indiana University to earn All-America honors in football and basketball. IU's Balfour Award winner for football following his senior season, Huffman played professional football for the Detroit Lions.



CORBY DAVIS

Fullback • 1937


The first pick overall in the 1938 National Football League draft, Corby Davis earned first team All-America honors and was voted as the Big Ten's Most Valuable Player by the Chicago Tribune in 1937. Although he was forced to participate in World War II, Davis did spend four successful seasons with the Cleveland Browns before retiring in 1942.



TIM CLIFFORD

Quarterback • 1979


Tim Clifford won the 1979 Big Ten Most Valuable Player honor after leading Indiana to an 8-4 record, a solid fourth-place finish in the Big Ten, final national poll rankings in the Top 20 and the school's first-ever bowl win, an exciting 38-37 triumph over BYU in the Holiday Bowl. Clifford completed nearly 56 percent of his passes for 2,078 yards and 13 touchdowns. In his career, he ranks among the Hoosiers Top 10 in passing yardage (seventh, 4,338), attempts (seventh, 631), and completions (eighth, 333). Clifford was a two-sport athlete who also lettered in baseball.



ANTHONY THOMPSON

Running Back • 1988, 1989

One of the finest running backs in the history of college football, Anthony Thompson earned first team All-America recognition following both his junior and senior seasons in 1988 and 1989. A native of Terre Haute, Ind., he shattered almost every Indiana rushing record imaginable and set multiple Big Ten and NCAA marks. Thompson finished his career with 5,299 rushing yards, including 377 yards in a game at Wisconsin in 1989.



ANTWAAN RANDLE EL

Quarterback • 2001

Arguably college football's most exciting player went into the NCAA record books as one of the sport's most successful dual-threat quarterbacks. Randle El finished sixth in the Heisman Trophy balloting, won the Chicago Tribune's Silver Football award as the Big Ten's Most Valuable Player, and he was the Big Ten's Offensive Player of the Year as selected by Big Ten media and coaches in his final season. Randle El rushed for more yards (3,895) than any quarterback in NCAA Division I-A history upon the conclusion of his career. In 44 career games, he passed for 7,469 yards and 42 touchdowns and also rushed for 44 scores to become the first Division I-A player to reach the 40-40 mark. He was a second-round selection of the Pittsburgh Steelers in 2002 and threw a touchdown pass to Hines Ward in Super Bowl XL. Randle El signed a free-agent contract with the Washington Redskins in 2006 and stayed in Washington until he re-signed with Pittsburgh for his final season in March 2010.

ALL-AMERICANS

AARON CASEY

2023 Second Team - Linebacker

After piling up 109 tackles and a Big Ten-best 20.0 tackles for loss, Aaron Casey garnered second-team All-America honors from Phil Steele. The 12th linebacker in Indiana history to earn first-team All-Big Ten honors, he finished with an FBS-best 19 solo tackles for loss, while his total of 20.0 tackles for loss finished No. 2 nationally. He was the only FBS defender with multiple games of 4.0 tackles for loss or more, with 4.0 stops behind the line versus Wisconsin and at Purdue. His 109 stops ranked No. 4 in the Big Ten and No. 23 nationally, while his 78 solo tackles finished No. 2 nationally.

JAYLIN LUCAS

2022 First Team - Kick Returner

Kick return specialist Jaylin Lucas earned All-America accolades from six outlets in 2022, including four first-team honors. He became the first Hoosier and the first conference true freshman to be named the Big Ten Rodgers-Dwight Return Specialist of the Year. Lucas ranks No. 2 on both the IU single-season and career kickoff return touchdowns lists with two. He was the lone returner in the country with two scores, his 591 yards led the Big Ten, and his 28.1 yards per return ranked No. 4 nationally.

TY FRYFOGLE

2020 Third Team - Wide Receiver

Ty Fryfogle collected third-team All-America honors from the Associated Press. He became the first Hoosier wideout to earn All-America status since James Hardy in 2007. Fryfogle also became the first Hoosier to be named the Big Ten Richter-Howard Receiver of the Year. One of 11 semifinalists for the Biletnikoff Award, the senior was the first receiver in BIG history to record back-to-back 200-yard games and the first IU wideout to reach 200 yards twice. Fryfogle led the team with 721 yards (4th in the Big Ten), 90.1 yards per game (5th, 29th nationally), seven touchdowns (1-3rd, T-30th), and 19.5 yards per reception (3rd, 23rd).



Dan Feeney became the fourth player in program history to earn first-team All-America status twice (2015, 2016).

MICAH McFADDEN

2020 Third Team - Linebacker

Team captain and most valuable player Micah McFadden garnered third-team All-America recognition from the Associated Press. McFadden was a first-team All-Big Ten selection by the coaches and media at linebacker. The junior led the team with 58 tackles, 44 solos, six sacks (31 yards), and 10.5 for loss (39 yards). The Tampa, Fla., native topped the league in sacks, tied for second in solo stops, shared third in TFLs, and tied for eighth in INTs (2). McFadden was named the Walter Camp National Player of the Week and the Big Ten Defensive Player of the week following the Hoosiers win at No. 16 Wisconsin.

TIAWAN MULLEN

2020 First Team - Defensive Back

Tiawan Mullen became the first Indiana cornerback to earn first-team All-America honors when he was recognized by the Football Writers Association of America. The sophomore was the second cornerback (Tim Wilbur - 2nd team) in school history to achieve All-America status. Mullen also became the first Hoosier cornerback since Tracy Porter in 2007 to collect first-team All-Big Ten recognition. He made 38 tackles, 27 solo, with 3.5 sacks, 4.5 for loss, three interceptions, one forced fumble, four pass breakups, and one quarterback hurry. Mullen led BIG defensive backs in sacks (T-12th overall) and TFLs, and he shared sixth overall in INTs.

TEGRAY SCALES

2016 Second Team - Linebacker

Tegray Scales earned second-team All-America honors from SI.com in 2016 and became the first Hoosiers linebacker recognized on an All-America team since Van Waiters (3rd team) in 1987. The 2016 Foster Farms Defensive Player of the Game led the nation with 93 solo stops and 23.5 tackles for loss, and he finished first in the Big Ten with 126 tackles (10th nationally). His nine double-figure tackle games in 2016 led the league and ranked third nationally. Scales added seven sacks, a pick-6 and one forced fumble. Scales owns the second spot on IU's single-season TFLs list, shares ninth in total tackles and is ninth with 33.5 career stops for loss.

DAN FEENEY

2015 First Team - Offensive Line

2016 First Team - Offensive Line

Dan Feeney became the fourth player in program history to earn first-team All-America status twice and just the third to collect first-team honors in back-to-back seasons. He garnered recognition from the Associated Press in 2016 and ESPN in 2015. The two-time team captain was selected in the third round (71st pick) of the 2017 NFL Draft by the Los Angeles Chargers. Feeney started his first 41 games at right guard and the final five at right tackle. In those 46 games, he allowed just two sacks in 3,355 snaps. Along with left tackle Jason Spriggs, the duo became the fifth and sixth first-team All-American offensive linemen in program history.

JASON SPRIGGS

2015 First Team - Offensive Line

The 48th pick in the 2016 NFL Draft by the Green Bay Packers, Jason Spriggs was a 2015 Football Writers Association of America (FWAA) first-team All-American. Spriggs joined Tevin Coleman (2014), Antwaan Randle El (2001), Vaughn Dunbar (1991), Anthony Thompson (1988, 1989), Gary Cassells (1967), Bob Ravensberg (1945) and John Tavener (1944) as the program's all-time FWAA first-teamers. The first Outland Trophy semifinalist in school history allowed just two sacks in 475 called pass attempts and finished with 79 knockdowns in a team-high 1,074 snaps in 2015.

TEVIN COLEMAN

2014 First Team - Running Back

Tevin Coleman, a third-round draft pick of the Atlanta Falcons in 2015, became the program's third unanimous and consensus All-American, joining Anthony Thompson - 1989 and Vaughn Dunbar - 1991. He finished seventh in the Heisman Trophy voting, the best placing by a Hoosier since Antwaan Randle El's sixth-place showing in 2001. One of three finalists for the Doak Walker Award, Coleman became the 18th player in FBS history to reach 2,000 rushing yards in a single season. He ranks 15th on the all-time list and tops the school's list with 2,036 yards. A first-team All-Big Ten selection, Coleman is just the third Big Ten rusher to reach the milestone in the regular season. The Tinley Park, Ill., native finished second nationally in rushing yards (2,036), rushing yards per game (169.7), all-purpose yards per game (181.4) and yards from scrimmage per game (181.4), third in yards from scrimmage (2,177), fifth in all-purpose yards (2,177) and rushing yards per carry (7.54), tied for 19th in rushing touchdowns (15) and tied for 25th in total touchdowns (15).



Tevin Coleman became IU's third unanimous and consensus All-American selection in 2014.

JAMES HARDY

2007 Second Team - Wide Receiver

James Hardy, the top receiver in Indiana football history, became IU's first All-America receiver in 20 years when he picked up second-team honors from the Walter Camp Foundation and third-team laurels from the Associated Press. Hardy, a Biletnikoff Award semifinalist, set a new school record with 16 touchdowns in 2007 and finished his career with an IU-record 36 TD grabs. He wrapped up his tenure in Bloomington as the school's all-time leader in catches, yards and TDs before being drafted in the second round by the Buffalo Bills.

GREG MIDDLETON

2007 Second Team - Defensive Line

Greg Middleton had a breakthrough sophomore season on the defensive line, picking up second-team All-America honors from the Walter Camp Foundation and third-team recognition by the Associated Press. Middleton set a new school record and led the nation with 16 sacks in his first season of regular playing time. He added 17 tackles for loss and 50 tackles overall in anchoring a defensive line that set a new school record with 42 sacks. He was a finalist for the Ted Hendricks Award, presented annually to the top defensive end in college football.

AUSTIN STARR

2007 Second Team - Place Kicker

Kicker Austin Starr posted a new school record with 21 field goals in 23 attempts en route to Associated Press second-team All-America honors. He converted 15 consecutive field goals during the season, shattering Doug Smith's IU record of 10. He added a school-record 48 extra points in 48 attempts to lead the Hoosiers with 111 points on the season. The Logansport, Ind., native was also an Academic All-American and a finalist for the Lou Groza Award, presented to the nation's top collegiate kicker. Starr's 49-yard field goal led Indiana to a 27-24 Old Oaken Bucket victory over Purdue in the season finale and lifted the program to an Insight Bowl appearance, its first bowl since 1993.

ANTWAAN RANDLE EL

2001 First Team - Quarterback

Arguably college football's most exciting player went into the NCAA record books as one of the sport's most successful dual-threat quarterbacks. Randle El finished sixth in the Heisman Trophy balloting, won the *Chicago Tribune's* Silver Football award as the Big Ten's Most Valuable Player, and was the Big Ten's Offensive Player of the Year as selected by Big Ten media and coaches in his final season. He was the first player in NCAA Division I-A history to pass for 40 touchdowns and score 40 touchdowns and finished his career with 42 touchdown passes and 45 touchdowns rushing and receiving. He was the first Football Bowl Subdivision (FBS) player to pass for over 6,000 yards and rush for over 3,000 yards in a career.

LEVRON WILLIAMS

2001 Third Team - Running Back

Levron Williams had a breakout senior season and was one of only two Big Ten players to be recognized as a unanimous first-team All-Big Ten selection. In 11 games, Williams carried 212 times for 1,401 yards (6.6 ypc average) and 17 touchdowns. He also led the team in receptions with 26 for 289 yards and two scores and was one of the country's leaders in all-purpose yardage with 200.1 yards per game. Williams finished his career with 452 carries for 3,095 yards and 31 touchdowns. He also caught 94 passes for 1,088 yards and seven scores.

ERIC ALLEN

1996 Third Team - Defensive Back

A third-team All-America selection as a senior in 1996, Eric Allen tallied five interceptions, 67 tackles and three fumble recoveries on the season. The Indianapolis product played cornerback and safety for the Hoosiers from 1994-96 and finished his career with 10 interceptions, the sixth-highest total in Indiana University history.

ANDREW GREENE

1994 Second Team - Offensive Line

Andrew Greene started 11 games at guard during both his junior and senior seasons. A native of Kingston, Jamaica, Greene attended high school in Ontario, Canada, and was a four-year letterman and three-year starter at right guard for the Hoosiers. He played at IU from 1991-94 and competed in the East-West Shrine Game and the Senior Bowl following his senior season. A second-round draft pick of the Dolphins in 1995, Greene played in six games for Miami that year. He signed as a free agent with the Seattle Seahawks on January 30, 1997, and was on their roster in 1999 and 2000.

VAUGHN DUNBAR

1991 First Team - Running Back

One of the finest running backs ever to play in the Big Ten Conference, Vaughn Dunbar earned first-team All-America recognition in 1991. The Fort Wayne, Ind., product finished his senior season with a school-record 1,805 rushing yards. A sixth-place finisher in the 1991 Heisman Trophy balloting, Dunbar played only two seasons at Indiana after transferring from Northeastern Oklahoma A&M, where he was a NJCAA All-America selection as a sophomore. Dunbar finished his career at Indiana with 3,029 rushing yards and 25 touchdowns.

MIKE DUMAS

1990 Second Team - Defensive Back

A second-team All-America selection by both *Football News* and *Sporting News* in 1990, Dumas started the first two games of his career as a true freshman in 1987 and went on to become one of the finest defensive backs ever to play at Indiana. After moving from cornerback to safety during the final game of his junior campaign, Dumas stayed at safety for his senior season and went on to tally 116 tackles and intercept three passes.

ANTHONY THOMPSON

1988 First Team - Running Back

1989 First Team - Running Back

One of the finest running backs in the history of college football, Anthony Thompson earned first-team All-America recognition following both his junior and senior seasons. A two-time Big Ten rushing champion, Thompson captured the NCAA rushing and scoring title during his senior campaign and was named the Walter Camp Foundation's Player of the Year, the AFCA "Coaches Choice" Player of the Year, won the Maxwell Award as the nation's finest college football player and finished second in the 1989 Heisman Trophy voting.

PETE STOVANOVICH

1987 Second Team - Place Kicker

Pete Stoyanovich earned second-team All-America honors as a junior in 1987. A first-team All-Big Ten selection following his senior season, Stoyanovich finished his career as Indiana's record holder for field goals in a season (17 in 1988), extra points in a season (45 in 1988), and consecutive extra points (107). He concluded his career having converted 47-of-71 (66.2 percent) of his field goal attempts and a then-Big Ten record 107 consecutive PATs for a total of 248 points. During his senior season, Stoyanovich connected on two 53-yard field goals and made 77.3 percent (17-of-22) of his field goal attempts.

VAN WAITERS

1986 Third Team - Linebacker

1987 Third Team - Linebacker

A third-team All-America selection by the Associated Press following both his junior and senior campaigns, Van Waiters helped lead Indiana to wins over Michigan and Ohio State during his senior season. As a junior in 1986, the Coral Gables, Fla., product was a third-team All-America pick, earned first-team All-Big Ten recognition and was selected as IU's Most Valuable Player. He followed up his stellar junior year by tallying 83 tackles, 10 passes broken up, and two fumble recoveries as a senior on his way to earning third-team All-America status for the second consecutive year.



Antwaan Randle El was a first-team All-America selection and finished No. 6 in Heisman Trophy balloting in 2001.

ERNIE JONES

1987 First Team

One of the most talented wide receivers to play at Indiana, Ernie Jones earned a reputation for his great hands and excellent acceleration in and out of routes. Although he only caught 25 passes for 483 yards as a junior in 1986, the Elkhart, Ind., product exploded onto the scene a year later with 66 catches for 1,265 yards and 13 touchdowns while earning first-team All-America recognition. His single-season totals in 1986 set then-Indiana records for receptions, touchdowns and yards gained. Third on IU's career receiving list with 2,361 yards, Jones was also named All-Big Ten and team Most Valuable Player following his senior campaign.

TIM WILBUR


1980 Second Team

The school record holder for interceptions in a season (eight in 1979) and career (19), Tim Wilbur was a first-team All-Big Ten selection on two occasions and was a second-team All-America pick at cornerback in 1980. Also a standout punt returner, Wilbur was widely known for making big plays. Among those, he tallied a 62-yard punt return for a touchdown in Indiana's 38-37 Holiday Bowl victory over Brigham Young in 1979. The score helped secure the victory and earned him game MVP honors.

JOE NORMAN

1978 Second Team

One of the most productive tacklers in the history of the Big Ten Conference, this hard-nosed linebacker earned second-team All-America recognition and first-team All-Big Ten honors following the 1978 campaign. As a senior that year, Norman accumulated 199 total tackles (including 141 solo stops), which shattered the former school record of 165 total tackles set two years earlier by Steve Sanders. Also Indiana's career record holder with 444 tackles, Norman holds the school record for tackles in a game with 26 against Ohio State on November 18, 1978.



Anthony Thompson earned first-team All-America distinction in 1988 and 1989.

CHARLEY PEAL

1977 Third Team

A two-year starter at offensive tackle, Charley Peal earned third-team All-America honors and first-team All-Big Ten recognition in 1977. He started 11 games during both his junior and senior seasons. A junior college transfer, Peal was a second-team All-America pick at Garden City Junior College.

DONNIE THOMAS

1975 Third Team

A product of Michigan City, Ind., Donnie Thomas was a three-year starter at linebacker for the Hoosiers from 1973-75 and earned third-team All-America honors following the 1975 campaign. The 6-foot-2, 265-pound Thomas finished his senior season with 137 total tackles, three passes broken up and one fumble recovery. As a sophomore in 1973, he led the team in tackles with 98. Indiana's Most Valuable Player in 1974 and 1975, Thomas won the Balfour Award following his senior season.

CHRIS GARTNER

1972 First Team

One of the most prolific place-kickers in the history of Indiana University, Sven Chris Gartner was the first in what has become a long line of outstanding kickers at IU. A native of Gothenburg, Sweden, Gartner played high school football at Princeton (N.J.) High School and, following his senior season at Indiana, earned first-team All-America and All-Big Ten honors. He twice connected on a school-record four field goals in a single game.

JADE BUTCHER

1969 First Team

The Bloomington-bred Jade Butcher earned first-team All-America and All-Big Ten honors as a senior in 1969 after finishing with 37 receptions for 552 yards and 10 touchdowns. Also an All-Big Ten selection as a junior, Butcher led the Hoosiers in receiving from 1967-69 and scored 10 touchdowns as a sophomore, junior and again as a senior. Second on IU's all-time touchdown reception list with 30, he participated in the North-South Game and Hula Bowl following his senior season.

JIM SNIADOCKI

1968 First Team

An All-Big Ten selection following his junior season, Jim Sniadecki went on to earn second team All-America honors and was an All-Big Ten pick as a senior in 1968. That season, he collected 88 tackles, notched two interceptions, returned one pilfer for a touchdown and also recovered two fumbles. One year earlier he garnered 84 tackles (59 solo). A native of South Bend, Ind., Sniadecki played in the East-West Shrine Game and the Hula Bowl following his senior season.

KEN KACZMAREK

1967 Third Team

The first Indiana linebacker to earn All-America recognition, Ken Kaczmarek concluded his senior season by being named as a third-team selection and an All-Big Ten pick. Well known for his great range and excellent speed, Kaczmarek led the club with 92 tackles as a junior in 1966 and capped a stellar senior campaign with 118 stops, including nine tackles for loss, two interceptions, and one forced fumble.

DOUG CRUSAN

1967 Second Team

One of four Indiana football All-America selections in 1967, Doug Crusan became the first defensive lineman in IU history to be so recognized when he earned second-team honors. That same year he helped lead the Hoosiers to the Big Ten championship and a berth in the Rose Bowl. A product of Monessen, Pa., Crusan began his career playing on the offensive side of the ball but was switched to defense prior to his senior season. During his only season playing on defense, the Hoosier captain totaled 76 tackles and three fumble recoveries.

JOHN ISENBARGER


1967, 1968 First Team

One of only three IU football players to earn first-team All-America recognition on two different occasions, Isenbarger was one in a long line of All-America running backs at Indiana. Isenbarger burst onto the college scene in 1967 and led the team in rushing with 579 yards. He topped that total during his junior campaign and went on to rush for 1,217 yards and five touchdowns as a senior. In 1967, Isenbarger was one of four Indiana University All-America selections that helped lead the Hoosiers to the Big Ten championship and a berth in the Rose Bowl.

GARY CASSELLS

1967 First Team

Although he started just a few games as a junior in 1966, this West Hartford, Conn., product burst onto the scene at guard for the Hoosiers in 1967 and went on to earn first-team All-America and All-Big Ten recognition following his senior season. One of four IU football All-America picks in 1967, the 6-foot-3, 221-pound Cassells helped Indiana University to a Big Ten championship and a Rose Bowl berth.



Jade Butcher earned first-team All-America in 1969.

TOM SCHUETTE

1966 First Team

A first-team All-America selection at guard by the American Football Coaches Association in 1966, this Collinsville, Ill., product earned letters in both 1965 and 1966. In addition to his first team honors, Schuette was a second-team selection by Sport Magazine and an honorable mention pick by United Press International.

DON CROFTCHECK

1964 First Team

A product of Allison, Pa., Don Croftcheck was known for his quickness, strength and intense competitive desire as an offensive guard at Indiana University. He played as a reserve as a sophomore but assumed a starting role one year later and averaged almost 40 minutes of playing time while seeing action on both sides of the ball. He started all nine games as a senior in 1964 and earned first-team All-America and All-Big Ten honors while blocking for All-America fullback Tom Nowatzke.

TOM NOWATZKE

1964 First Team

Widely considered to be one of the finest players ever to don an Indiana University football uniform, Tom Nowatzke earned first-team All-America honors and All-Big Ten recognition as a fullback in 1964. As a junior, he was an All-Big Ten fullback and IU's Most Valuable Player as he rushed for a conference-leading 756 yards and five touchdowns. He rushed for 545 yards and nine touchdowns as a senior in 1964 and also caught 16 passes for 172 yards and a score.

MARV WOODSON

1963 First Team

Marv Woodson earned first-team honors in 1963 after being named All-Big Ten the previous season. The Hattiesburg, Miss., product led the Hoosiers in rushing yardage as a junior with 540 yards and 5 touchdowns. He also led the team in receiving yardage (15-200-1TD) and in punt and kickoff returns. In addition to intercepting two passes on defense, Woodson rushed for 131 yards as a senior.

EARL FAISON

1960 Third Team

A third-team All-America selection and an All-Big Ten pick as a senior in 1960, Faison led the Hoosiers in receiving with seven catches for 154 yards and two touchdowns. The 6-foot-5, 235-pound Faison led the team in scoring as a junior while tallying 13 catches for 192 yards and three touchdowns. During his sophomore season, the Newport News, Va., product scored a 92-yard touchdown on a blocked field goal attempt to give the Hoosiers a 6-0 victory over Michigan State.

TED AUCREMAN

1958 Second Team

Only a junior at the time, Ted Aucreman won second-team All-America honors in 1958. The 6-foot, 175-pound end was known as a slashing, fiery battler and a fine blocker. During his All-America season of 1958, the Lancaster, Ohio, product caught four passes for 63 yards and excelled on defense. In a 6-0 upset win over Michigan State in 1958, he tallied 12 tackles in the final quarter of play to help seal the victory. As a senior, Aucreman caught 13 passes for 260 yards and three touchdowns.

MIKE RABOLD

1958 Third Team

A third-team All-America selection as a guard in 1958, Mike Rabold led the Hoosiers in minutes played as a junior and was second in that same category during his senior season. Following his career at Indiana, he played in the 1958 Blue-Gray Game and the 1959 College All-Star Game and Senior Bowl.

BRAD BOMBA

1956 Third Team

An Academic All-America selection following his senior season, Brad Bomba was a three-time Academic All-Big Ten pick and earned third-team All-America recognition for his play at end as a senior in 1956. Widely regarded for combining vicious blocking, defensive ability and intense competitive spirit with his offensive talents, the 6-foot-3, 214-pound Bomba caught 31 passes for 407 yards and one touchdown as a senior and won the prestigious Balfour Award for bringing honor and distinction to IU.

JOHN CANNADY

1946 Second Team

A second-team All-America selection as a senior in 1946, John Cannady helped pave the way for All-America running back George Taliaferro. A teammate of back/end Frank Gifford from 1952-54, Cannady was a member of the New York Giants 1950 squad that finished with a 10-2 record and tied for first place in the American Conference.

BEN RAIMONDI

1946 Second Team

A second-team All-America selection as a senior in 1946, Raimondi had helped lead the Hoosiers to their first Big Ten football championship one year earlier. In 1945, he threw for 593 yards and 10 touchdowns and one year later he completed 73-of-135 passes for 971 yards and eight scores.

RUSS DEAL

1945 Third Team

One of four Indiana University football players to earn All-America honors in 1945, Russ Deal was the team captain and played an integral role as a lineman on the Hoosiers Big Ten Championship team that season.

HOWARD BROWN

1945 Second Team

One of the leaders of Indiana University's 1945 Big Ten championship team, Howard Brown was an IU football captain in 1946 and 1947. He was recognized as a second-team All-America selection as a sophomore in 1945. After playing in the East-West Shrine Game in 1947, Brown went on to play professionally for the Detroit Lions from 1948-50. Following his stint in Detroit, Brown returned to Bloomington to become an assistant football coach. He coached at Indiana in 1951 and 1952 and from 1954-75.

GEORGE TALIAFERRO

1945 Second Team

1947 Second Team

1948 First Team

One in a long line of outstanding running backs who have excelled at Indiana University, George Taliaferro may best be known as the first African-American to be drafted by a National Football League team. The only IU football player to be named to All-America teams following three different seasons, he received first-team recognition in 1948 after earning second-team All-America honors in both 1945 and 1947.

BOB RAVENSBERG

1945 First Team

To the victor goes the spoils and following Indiana University's first Big Ten football championship in 1945, Bob Ravensberg, George Taliaferro, Howard Brown and Russ Deal all earned All-America honors. Ravensberg, a first-team selection, played end for the Hoosiers and also earned All-Big Ten honors that same season.

JOHN TAVENER


1944 First Team

A four-year letterman and a two-year captain at IU, John Tavener was named to six different All-America teams in 1944. An extremely versatile player, Tavener called the offensive signals as a center, excelled on defense and kicked extra points. He earned IU's MVP honors in 1943 and 1944 and went on to play in postseason all-star games in 1944, 1945 and 1946.

BOB HOERNSCHEMEYER

1943 First Team

Although he played only two seasons of football for the Hoosiers, Bob Hoernschemeyer set two NCAA records for freshmen and earned third-team All-America honors in 1943. That season he completed 70-of-155 passes for 1,136 yards and 13 touchdowns. Also an All-Big Ten pick in 1943, he went on to play professional football for the Chicago Rockets, Brooklyn Dodgers, Chicago Hornets and Detroit Lions.



George Taliaferro collected All-America accolades three times.

PETE PIHOS

1943 First Team

1945 First Team

After earning All-America honors as both an end and fullback, Pete Pihos became the second Indiana football player to be enshrined into the College Football Hall of Fame when he was inducted in 1966. After helping Indiana set national records on offense in 1943, he returned from a stint in the Army to lead the Hoosiers in scoring during their Big Ten Championship season of 1945. In 1946, Pihos was named Indiana's Most Valuable Player while shattering previous IU records for touchdowns, total points and receptions.

BILL HILLENBRAND

1941 Third Team

1942 First Team

A fifth-place finisher in the 1942 Heisman Trophy balloting, Bill Hillenbrand led the Hoosiers in rushing (130-498) and passing (102-50-901-11TDs) that season on his way to earning first-team All-America recognition and All-Big Ten honors. In 1941, he was the club's leading passer and earned third-team All-America honors and was an All-Big Ten pick.

CORBY DAVIS


1937 First Team

The first pick overall in the 1938 National Football League draft, Corby Davis earned first-team All-America honors and was voted as the Big Ten's Most Valuable Player by the Chicago Tribune in 1937. Prior to participating in World War II, Davis spent four successful seasons with the Cleveland Browns before retiring in 1942.

VERN HUFFMAN

1936 Second Team

A football and basketball standout at Indiana, Vern Huffman was IU's first All-America quarterback. A second-team All-America selection and the Big Ten's Most Valuable Player in 1936, Huffman is the only player in the history of IU to earn All-America honors in football and basketball. IU's Balfour Award winner for football following his senior season, Huffman played professional football for the Detroit Lions.



Pete Pihos was named a first-team All-American in 1943 and 1945.

CHUCK BENNETT

1928 Second Team

The first All-America running back in the history of Indiana University, Chuck Bennett earned second-team honors in 1928. A team captain, Bennett also earned All-Big Ten honors and was voted his team's Most Valuable Player following the 1928 season.

CLARE RANDOLPH

1928 Second Team

Indiana University's second football All-America selection, Clare Randolph earned second-team honors following the 1928 season. Also an All-Big Ten pick, he was IU's Most Valuable Player in 1927, and he played professionally until 1936.

ZORA CLEVENGER

1903 Second Team

A member of Indiana's first Big Ten team, Zora Clevenger played for the Hoosiers from 1900-03 and earned All-America honors at center. A three-sport star, Clevenger drew wide-spread recognition for his speed and leadership. After retiring from coaching, Clevenger served as athletic director at Missouri and Kansas State before returning to Bloomington to work as Indiana's athletic director for 23 years.

NATIONAL/BIG TEN AWARDS

NATIONAL COACH OF THE YEAR

1945 Bo McMillin (AFCA)
 1967 John Pont (AFCA, FWAA,
 The Sporting News,
 Walter Camp Foundation)
 2020 Tom Allen (AFCA)

MAXWELL AWARD

1989 Anthony Thompson, RB

WALTER CAMP AWARD

1989 Anthony Thompson, RB

BIG TEN COACH OF THE YEAR

*Dave McClain Coach of the Year
 (media vote)*

1986 Bill Mallory
 1987 Bill Mallory
 2020 Tom Allen

*Hayes-Schembachler Coach of the Year
 (coaches vote)*

1986 Bill Mallory
 2020 Tom Allen

BIG TEN GRAHAM-GEORGE OFFENSIVE PLAYER OF THE YEAR

2001 Antwaan Randle El, QB

BIG TEN RICHTER-HOWARD RECEIVER OF THE YEAR

2020 Ty Fryfogle

BIG TEN THOMPSON-RANDLE EL FRESHMAN OF THE YEAR

1998 Antwaan Randle El, QB

BIG TEN BAKKEN-ANDERSEN KICKER OF THE YEAR

2015 Griffin Oakes
 2017 Griffin Oakes

BIG TEN RODGERS-DWIGHT RETURN SPECIALIST OF THE YEAR

2022 Jaylin Lucas

BIG TEN DUNGY-THOMPSON HUMANITARIAN AWARD

2011 George Taliaferro
 2016 Trent Green
 2022 Nate Sudfeld

BIG TEN FORD-KINNICK LEADERSHIP AWARD

2018 Antwaan Randle El
 2019 Doug Schlereth
 2023 Richard Coachys

ALL-BIG TEN FIRST TEAM

1905 E Benton Bloom
 1906 HB Heze Clark
 1909 T Homer Dutter
 1910 T Homer Dutter
 G Allen Messick
 E A.H. (Cotton) Berndt
 1917 C Russ Hathaway
 1919 G William McCaw
 1927 G John Matthew
 1928 H Chuck Bennett
 C Clare Randolph
 1931 G Joe Zeller
 1933 G Robert Jones
 1936 QB Vern Huffman
 1937 FB Corby Davis
 C George Miller
 T Bob Haak
 1938 T Bob Haak
 E Frank Petrick
 1941 HB Bill Hillenbrand
 1942 HB Bill Hillenbrand
 1943 QB Bob Hoernschemeyer
 E Pete Pihos
 1944 C John Tavener
 1945 FB Pete Pihos
 HB George Taliaferro
 E Bob Ravensberg
 E Ted Kluszewski
 1946 QB Ben Raimondi
 T Russ Deal
 C John Cannady
 1947 G Howard Brown
 1948 HB George Taliaferro
 1952 FB Gene Gedman
 1955 E Brad Bomba
 1960 E Earl Faison
 1962 HB Marv Woodson
 1963 FB Tom Nowatzke
 1964 FB Tom Nowatzke
 G Don Croftcheck
 E Bill Malinchak
 G Tom Schuette
 1966 G Gary Cassells
 1967 QB Harry Gonso
 LB Ken Kaczmarek
 LB Jim Sniadecki
 1968 FL Jade Butcher
 DB Nate Cunningham
 1969 FL Jade Butcher
 G Don DeSalle
 HB John Isenbarger
 1972 FL Glenn Scolnik
 K Chris Gartner
 1974 HB Courtney Snyder
 1975 LB Donnie Thomas
 1977 SE Keith Calvin
 TB Ric Enis
 T Charley Peal
 1978 C Mark Heidel
 LB Joe Norman
 1979 CB Tim Wilbur
 1980 CB Tim Wilbur
 LB Marlin Evans
 1981 TE Bob Stephenson
 1982 WR Duane Gunn
 1983 WR Duane Gunn
 1984 LB Joe Fitzgerald
 1986 LB Van Waiters
 1987 WR Ernie Jones
 G Don Shradler
 LB Van Waiters

1988 LB Willie Bates
 LB Joe Huff
 G Don Shradler
 K Pete Stoyanovich
 TB Anthony Thompson
 1989 G Ian Beckles
 CB Mike Dumas
 TB Anthony Thompson
 C Ron Vargo
 1990 S Mike Dumas
 P Macky Smith
 1991 K Scott Bonnell
 TE Rod Coleman
 TB Vaughn Dunbar
 K Scott Bonnell
 P Jim DiGiulio
 1993 P Jim DiGiulio
 K Bill Manolopoulos
 DT Hurvin McCormack
 1996 DB Eric Allen
 P Alan Sutkowski
 DE Nathan Davis
 1997 DE Adewale Ogunleye
 1999 P Drew Hagan
 2001 QB Antwaan Randle El
 RB Levron Williams
 2007 WR James Hardy
 DE Greg Middleton
 CB Tracy Porter
 K Austin Starr
 2008 DE Jammie Kirlaw
 2009 WR Tandon Doss
 2010 WR Tandon Doss
 2014 RB Tevin Coleman
 2015 G Dan Feeney
 RB Jordan Howard
 K Griffin Oakes
 2017 WR Simmie Cobbs Jr.
 K Griffin Oakes
 LB Tegray Scales
 2020 WR Ty Fryfogle
 S Jamar Johnson
 DT Jerome Johnson
 LB Micah McFadden
 CB Tiawan Mullen
 2022 RS Jaylin Lucas
 2023 LB Aaron Casey

ALL-BIG TEN SECOND TEAM

1947 E Lou Mihajlovich
 1948 T John Goldsberry
 1949 E Clifton Anderson
 1950 E Clifton Anderson
 1951 B Gene Gedman
 1952 B Gene Gedman
 1953 T Harry Jagielski
 1954 T Nate Borden
 1955 E Brad Bomba
 1956 E Brad Bomba
 1958 G Mike Rabold
 1959 E Ted Aucreman
 E Earl Faison
 FB Marv Woodson
 1964 C Rich Badar
 FB Tom Nowatzke
 1965 E Bill Malinchak
 1966 FB Mike Krivoshia
 DE Jim Sniadecki
 C Bob Van Pelt
 1967 DT Doug Crusan
 HB John Isenbarger
 OG Bob Russell
 DE Cal Snowden
 1968 E Tom Bilunas
 QB Harry Gonso
 HB John Isenbarger
 LB Jim Sniadecki
 DE Ed Maguire
 1970 DE Ed Maguire
 1971 OG Tom Kruyer
 1972 LB Mike Fulk
 OT Bill Geiger
 HB Ken Starling
 1973 DT Carl Barzilauskas
 DB Quinn Buckner
 E Trent Smock
 1974 LB Donnie Thomas
 1975 C Jim Shuck
 B Courtney Snyder
 1976 LB Steve Sanders
 1977 DB Dave Abrams
 F Keith Calvin
 1978 DB Dave Abrams
 RB Mark Harkrader
 1979 OT Gerhard Ahting
 QB Tim Clifford
 RB Mark Harkrader
 DE Brent Tisdale
 OT Gerhard Ahting
 TE Bob Stephenson
 LB Craig Walls
 1981 WR Duane Gunn
 1982 QB Babe Laufenberg
 OG Jim Sakanich
 1984 OT Kevin Allen
 WR Len Kenebrew
 DB Chris Sigler
 1985 WR Ken Allen
 OT Bob Riley
 1986 DB Leonard Bell
 DB Alex Green
 OT Bob Riley
 1987 LB Willie Bates
 OT Eric Moore
 RB Anthony Thompson
 1988 DB Marc Ferry
 TE Tim Jordan
 OG Tim Radtke
 QB Dave Schnell

| | | | | | | | | |
|------|-----|---------------------|------|----|-------------------|------|----|-------------------|
| 1989 | OG | Ian Beckles | 1996 | DB | Eric Allen | 2012 | WR | Cody Latimer |
| | DB | Mike Dumas | | DL | Nathan Davis | | DT | Adam Replogle |
| | OT | Todd Oberdorf | | P | Alan Sutkowski | 2013 | K | Mitch Ewald |
| | C | Ron Vargo | 1997 | DL | Adewale Ogunleye | | WR | Cody Latimer |
| 1990 | RB | Vaughn Dunbar | 1998 | DL | Adewale Ogunleye | 2015 | OL | Dan Feeney |
| | LB | Mark Hagen | 1999 | P | Drew Hagan | | OL | Jason Spriggs |
| 1991 | LB | Charles Beauchamp | | DL | Adewale Ogunleye | 2016 | CB | Rashard Fant |
| | PK | Scott Bonnell | | QB | Antwaan Randle El | | LB | Tegray Scales |
| | TE | Rod Coleman | 2000 | QB | Antwaan Randle El | 2017 | CB | Rashard Fant |
| | OLB | Greg Farrall | 2001 | OG | Enoch DeMar | | LB | Tegray Scales |
| | LB | Mark Hagen | | LB | Justin Smith | 2018 | K | Logan Justus |
| | OT | Randy Schneider | 2004 | DB | Herana-Daze Jones | 2019 | K | Logan Justus |
| 1992 | LB | Charles Beauchamp | | LB | Kyle Killion | | WR | Whop Philyor |
| | PK | Scott Bonnell | | WR | Courtney Roby | | RB | Stevie Scott III |
| | WR | Thomas Lewis | 2005 | DL | Victor Adeyanju | 2020 | K | Charles Campbell |
| | DT | Hurvin McCormack | | WR | James Hardy | | WR | Ty Fryfogle |
| | DB | Mike Middleton | 2006 | WR | James Hardy | | S | Jamar Johnson |
| 1993 | LB | Charles Beauchamp | | DB | Tracy Porter | | DT | Jerome Johnson |
| | WR | Thomas Lewis | 2007 | QB | Kellen Lewis | | CB | Triawan Mullen |
| | K | Bill Manolopoulos | | DB | Tracy Porter | | QB | Michael Penix Jr. |
| | DB | Mose Richardson | | K | Austin Starr | | RB | Stevie Scott III |
| | DE | Bernard Whittington | 2008 | DE | Jammie Kirlew | | CB | Jaylin Williams |
| 1994 | OG | Andrew Green | 2009 | WR | Tandon Doss | 2021 | LB | Micah McFadden |
| | RB | Alex Smith | | DE | Jammie Kirlew | 2023 | LB | Aaron Casey |
| | LB | Alfonzo Thurman | | OL | Rodger Saffold | | | |
| 1995 | DL | Nathan Davis | 2010 | WR | Tandon Doss | | | |

ALL-BIG TEN THIRD TEAM

| | | |
|------|----------|--------------------|
| 2015 | QB | Nate Sudfeld |
| 2016 | CB | Rashard Fant |
| | LB | Tegray Scales |
| 2017 | CB | Rashard Fant |
| 2018 | K | Logan Justus |
| 2019 | TE | Peyton Hendershot |
| | OL | Simon Stepaniak |
| 2020 | TE | Peyton Hendershot |
| | S | Devon Matthews |
| | TE | Peyton Hendershot |
| 2023 | P | James Evans |
| | RS | Jaylin Lucas |

BIG TEN WEEKLY HONORS (O - Offense; D - Defense; S - Special Teams; F - Freshman)

| Year | Date | Opponent | Player | Pos. | Year | Date | Opponent | Player | Pos. | | |
|------|------|----------|---------------------|-------------------|------|------|----------|--------|----------------------|------------------------|----|
| 1987 | O | 9/12 | Rice | Dave Schnell | QB | 2011 | FR | 9/19 | South Carolina State | D'Angelo Roberts | RB |
| | O | 9/26 | Missouri | Ernie Jones | WR | | FR | 10/10 | Illinois | Shane Wynn | KB |
| | D | 11/21 | Purdue | Brian Dewitz | FS | | FR | 10/24 | at Iowa | Tre Roberson | QB |
| 1988 | O | 9/12 | at Rice | Anthony Thompson | RB | 2012 | FR | 9/17 | Ball State | Nate Sudfeld | QB |
| | O | 10/10 | Ohio State | Anthony Thompson | RB | | O | 11/5 | Iowa | Cody Latimer | WR |
| | D | 10/17 | Minnesota | Willie Bates | LB | 2013 | S | 10/21 | at Michigan | Mitch Ewald | K |
| 1989 | O | 9/18 | Missouri | Anthony Thompson | RB | | O | 11/11 | Illinois | Tevin Coleman | RB |
| | D | 10/2 | Toledo | Mike Dumas | CB | | F | 11/25 | at Ohio State | Ralphael Green III | DT |
| | O | 10/9 | Northwestern | Anthony Thompson | RB | | O | 12/2 | Purdue | Tre Roberson | QB |
| | O | 10/23 | Minnesota | Anthony Thompson | RB | 2014 | F | 9/22 | at Missouri | Tegray Scales | LB |
| | O | 11/13 | at Wisconsin | Anthony Thompson | RB | | S | 9/29 | Maryland | Griffin Oakes | PK |
| 1991 | O | 9/30 | at Missouri | Vaughn Dunbar | TB | | O | 10/6 | North Texas | Tevin Coleman | RB |
| | O | 10/14 | Northwestern | Trent Green | QB | 2015 | F | 9/21 | Western Kentucky | Jonathan Crawford | S |
| 1992 | O | 9/26 | Missouri | Brett Law | TB | | O | 9/28 | at Wake Forest | Jordan Howard | RB |
| 1993 | O | 11/8 | at Penn State | Thomas Lewis | FL | | S | 11/16 | Michigan | Griffin Oakes | K |
| 1994 | O | 9/19 | at Kentucky | Alex Smith | TB | | O | 11/23 | at Maryland | Nate Sudfeld | QB |
| 1996 | S | 11/11 | at Michigan State | Alan Sutkowski | P | | S | 11/23 | at Maryland | Griffin Oakes | K |
| 1997 | O | 9/15 | Ball State | Jay Rodgers | QB | | O | 11/30 | at Purdue | Nate Sudfeld | QB |
| 1998 | O | 9/14 | Western Michigan | Antwaan Randle El | QB | 2016 | F | 9/12 | Ball State | Marcelino McCrary-Ball | DB |
| | S | 10/3 | Wisconsin | Derin Graham | WR | | D | 10/31 | Maryland | Marcus Oliver | LB |
| | O | 10/17 | Iowa | Antwaan Randle El | QB | | F | 10/31 | Maryland | Tyler Natee | RB |
| | D | 11/14 | Minnesota | Curtis Randle El | CB | 2017 | S | 9/11 | at Virginia | J-Shun Harris II | WR |
| 1999 | O | 10/3 | Illinois | Antwaan Randle El | QB | | S | 9/25 | Georgia Southern | J-Shun Harris II | WR |
| | S | 10/24 | at Iowa | Drew Hagan | P | | F | 9/25 | Georgia Southern | Morgan Ellison | RB |
| | O | 11/21 | Purdue | Antwaan Randle El | QB | | F | 10/30 | at Maryland | Whop Philyor | WR |
| 2000 | D | 10/1 | Iowa | Justin Smith | LB | | F | 11/20 | Rutgers | Morgan Ellison | RB |
| | O | 10/22 | Minnesota | Antwaan Randle El | QB | 2018 | F | 9/10 | Virginia | Stevie Scott | RB |
| 2001 | O | 10/8 | at Wisconsin | Levron Williams | RB | | S | 9/17 | Ball State | J-Shun Harris II | WR |
| | O | 11/5 | Northwestern | Antwaan Randle El | QB | | F | 9/17 | Ball State | Stevie Scott | RB |
| | O | 11/12 | at Michigan State | Levron Williams | RB | | S | 11/12 | Maryland | Logan Justus | K |
| | D | 12/3 | Kentucky | Kemp Rasmussen | DT | 2019 | S | 9/2 | vs. Ball State | Logan Justus | K |
| 2002 | D | 9/2 | William & Mary | Kris Dielman | DL | | F | 9/2 | vs. Ball State | Michael Penix Jr. | QB |
| | O | 10/14 | Wisconsin | Gibran Hamdan | QB | | F | 9/30 | at Michigan State | Michael Penix Jr. | QB |
| 2004 | D | 9/13 | at Oregon | Herana-Daze Jones | S | | O | 11/4 | Northwestern | Stevie Scott III | RB |
| 2005 | D | 9/5 | at Central Michigan | John Pannozzo | LB | 2020 | D | 10/26 | Penn State | Jamar Johnson | S |
| 2006 | S | 10/9 | at Illinois | Marcus Thigpen | KR | | S | 11/2 | at Rutgers | Charles Campbell | K |
| | O | 10/16 | Iowa | Kellen Lewis | QB | | O | 11/16 | at Michigan State | Ty Fryfogle | WR |
| | O | 10/30 | Michigan State | Kellen Lewis | QB | | O | 11/23 | at Ohio State | Ty Fryfogle | WR |
| 2007 | O | 9/17 | Akron | Kellen Lewis | QB | | O | 11/30 | Maryland | Stevie Scott III | RB |
| | O | 10/1 | at Iowa | Kellen Lewis | QB | | D | 12/7 | at Wisconsin | Micah McFadden | LB |
| | S | 10/8 | Minnesota | Austin Starr | PK | | S | 12/7 | at Wisconsin | Haydon Whitehead | P |
| | S | 11/12 | at Northwestern | James Bailey | KR | 2022 | S | 9/19 | Western Kentucky | Charles Campbell | PK |
| | S | 11/19 | Purdue | Austin Starr | PK | 2023 | D | 11/6 | Wisconsin | Aaron Casey | LB |
| 2008 | O | 9/1 | Western Kentucky | Kellen Lewis | QB | | D | 11/27 | Purdue | Aaron Casey | LB |
| 2009 | O | 10/18 | Illinois | Ben Chappell | QB | | | | | | |
| 2010 | O | 9/20 | at Western Kentucky | Ben Chappell | QB | | | | | | |
| | S | 11/29 | at Purdue | Mitch Ewald | K | | | | | | |
| | FR | 11/29 | at Purdue | Mitch Ewald | K | | | | | | |

ACADEMIC ALL-AMERICANS

HARRY CRIDER

2020 Academic All-American

Harry Crider collected first-team Academic All-America honors as a senior. The three-time All-Big Ten honoree graduated with a criminal justice degree in December 2019, and his master's in criminal justice and public safety in May 2021. Crider appeared in 35 games with 12 starts at left guard and nine at center. A 2020 captain, he was honorable-mention All-Big Ten, a William V. Campbell Trophy semifinalist, and honored with IU's Ted Whereatt "Senior Academic Excellence" Award and the Chris Dal Sasso Award (Outstanding Lineman). He signed a free-agent deal with the Philadelphia Eagles following the 2021 NFL Draft.

MARK MURPHY

2013 Academic All-American

2014 Academic All-American

Mark Murphy became the third Hoosier to earn Academic All-America honors twice and gave the program an honoree for the third-straight year. One of 17 National Football Foundation National Scholar-Athletes and a finalist for the 2014 William V. Campbell Trophy, Murphy was one of 30 finalists for the Senior CLASS Award and was a candidate for the Allstate AFCA Good Works Team® and Wuerffel Trophy. He earned all-district and All-Big Ten academic honors three times. Murphy finished his career with 279 tackles, 174 solo, seven for loss, four interceptions, two INT touchdown returns, one sack, one forced fumble, one fumble recovery and nine pass breakups.

ADAM REPLOGLE

2012 Academic All-American

Adam Replogle was the eighth Hoosier to capture Academic All-America accolades. A 2012 graduate with criminal justice and psychology degrees, Replogle was a three-time All-District V selection and a three-time Academic All-Big Ten honoree. In 2012, Replogle led the team with five sacks (tied for No. 8 in the Big Ten), 13 tackles for loss (tied for No. 7 in the B1G) and two forced fumbles. He finished third on the squad with 71 tackles en route to second-team All-Big Ten honors. He closed second among conference defensive tackles in tackles, sacks and TFLs. Replogle started the final 47 games of his career, a school record, and played in all 48 games from 2009-12. He ended his career with 184 tackles (95 solo) 15 sacks, 28.5 tackles for loss, three forced fumbles and one fumble recovery.

AUSTIN STARR

2007 Academic All-American

Adding to his list of postseason recognitions, kicker Austin Starr was named to the *ESPN The Magazine* Academic All-America first team as a junior in 2007. Starr was named Academic All-Big Ten honoree four times. For his performance on the field, the Logansport, Indiana, native was named a finalist for the Lou Groza Collegiate Place-Kicker Award, collected All-Big Ten honors and earned a spot on the Rivals.com All-Big Ten team. Starr set a new school record with 21 field goals in 2007, topping former NFL great Pete Stoyanovich's 17 in 1988. He also extended his school record with 15 consecutive makes. Starr earned his degree in biology in 2008.

WILL MEYERS

2005 Academic All-American

2006 Academic All-American

Will Meyers became the second Hoosier to earn Academic All-America recognition twice a career. Meyers earned first-team status in both 2005 and 2006 as an accounting major. He was also named Academic All-Big Ten in each of his final three seasons. The Chesterfield, Missouri, native finished his career with 278 total tackles, and he made five of his six career interceptions as a senior. Meyers earned his degree in accounting from IU's prestigious Kelley School of Business.

JOHN HAMMERSTEIN

1994 Academic All-American

1995 Academic All-American

The first of three two-time Academic All-America selections in the history of the football program, John Hammerstein was honored following both his junior and senior campaigns. Also a four-time Academic All-Big Ten selection, the Wapakoneta, Ohio, product won four letters as a defensive tackle at IU and finished his career with 150 tackles for loss. A member of a football family, John's brother, Mike, was a four-year letterman and All-America selection at Michigan, his brother, Mark, was an All-Big Ten pick for the Wolverines and his brother, Matt, played football at Yale. John majored in biology.

KEVIN SPEER

1980 Academic All-American

Kevin Speer earned Academic All-America honors as a senior in 1980 after a stellar career both on and off the playing field. A two-time Academic All-Big Ten pick, Speer played center for the Hoosiers and helped pave the way for running back Mike Harkrader's 807 rushing yards and six touchdowns in 1979. To conclude the 1979 campaign, the 6-foot-4, 240-pound Speer helped lead the Hoosiers to a 38-37 victory over BYU in the Holiday Bowl. As a senior, he blocked for running back Lonnie Johnson and helped enable him to rush for 1,075 yards and 11 scores. An Evansville, Indiana, native, Speer ranked first in his high school graduating class of 560 students and earned his business from Indiana.

GLEN SCOLNIK

1972 Academic All-American

As a senior in 1972, Glenn Scolnik won Academic All-America and Academic All-Big Ten honors after finishing the season with 53 receptions for 727 yards and six touchdowns. He also received recognition for his on-the-field performance in 1972, as an All-Big Ten selection and IU's Most Valuable Player. The 6-foot-3, 204-pound Scolnik was IU's leading receiver through the first four games of his junior campaign but suffered a pulled hamstring that caused him to miss the remainder of the year. A product of Munster, Indiana, he played in the North-South Game in 1972 and spent the 1973 season with the Pittsburgh Steelers. Scolnik was a liberal arts major at IU.

HARRY GONSO

1967 Academic All-American

One of the finest quarterbacks in the history of Indiana University, Harry Gonso was an Academic All-America selection as a sophomore in 1967 and earned Academic All-Big Ten honors following his junior and senior campaigns. A product of Findlay, Ohio, Gonso was the Most Valuable Player on the IU squad that played USC in the Rose Bowl following the 1967 season. That year, he completed 67-of-143 passes for 931 yards and nine touchdowns and was an All-Big Ten pick. Despite missing the better portion of two games as a junior, he still finished the year with 1,109 passing yards and 12 touchdowns and won team MVP honors for the second consecutive season. The 5-foot-11, 187-pound Gonso finished his career by throwing for 1,336 yards and 11 touchdowns as a senior. Gonso was a pre-law major at Indiana.

BRAD BOMBA

1956 Academic All-American

Indiana's first Academic-All-America selection in football, Brad Bomba earned such honors following his senior season. A three-time Academic All-Big Ten pick, he earned third-team All-America recognition for his play at end as a senior in 1956. Widely regarded for combining vicious blocking, defensive ability, and intense competitive spirit with his offensive talents, the 6-foot-3, 214-pound Bomba caught 31 passes for 407 yards and one touchdown as a senior and won the prestigious Balfour Award for bringing honor and distinction to Indiana University in the sport of football. As a sophomore, the Chicago native caught 11 passes for 221 yards. As a junior, he followed up his first campaign by catching 13 passes for 171 yards and two touchdowns.

2010
 Jamie Lukaszewski, LB
 Alex Perry, OL
 Mike Reiter, OL
 Tyler Replogle, LB
 Jeff Sanders, LS
 Pete Saxon, OL
 Teddy Schell, QB
 Collin Taylor, WR/S
 Brian Zematis, TE
 Chris Ahlfeld, OL
 Leon Beckum, LB
 David Blackwell, RB
 Trea Burgess, RB
 Ben Chappell, QB
 Connor Creevey, WR
 Griffen Dahlstrom, LB
 Zach Davis-Walker, RB
 Max Dedmond, TE
 Mitchell Evans, WR
 Mitch Ewald, K
 Greg Heban, CB
 Dusty Kiel, QB
 Michael Lanning, WR
 Jamie Lukaszewski, LB
 Jordan Marquette, OL
 Aaron Price, OL
 Adam Replogle, DL
 Tyler Replogle, LB
 Chad Roggeman, P
 Jeff Sanders, LS
 Teddy Schell, QB
 2011
 Pete Bachman, OL
 Leon Beckum, LB
 David Blackwell, RB
 Charlie Chapman, OL
 Connor Creevey, WR
 Griffen Dahlstrom, LB
 Max Dedmond, TE
 Cody Evers, OL
 Mitch Ewald, K
 Josh Hager, OL
 Greg Heban, CB
 Bill Ivan, OL
 Dusty Kiel, QB
 John Laihinen, DE
 Will Matte, C
 Jake Michalek, LB
 Paul Phillips, TE
 Ryan Phillis, DE
 Adam Replogle, DT
 Lee Rose, LB
 Teddy Schell, QB
 Ishmael Thomas, LB
 Alexander Webb, S
 Jake Zupancic, S
 2012
 Pete Bachman, OL
 David Blackwell, RB
 Charlie Chapman, OL
 Griffen Dahlstrom, LB
 Matt Dooley, LS
 Mitch Ewald, K
 Forisse Hardin, LB
 Greg Heban, S
 Bill Ivan, OL
 Kyle Kennedy, LB
 John Laihinen, DE
 Will Matte, C
 Jake Michalek, LB
 Mark Murphy, S
 Ryan Phillis, DE
 Adam Replogle, DT
 Mike Replogle, DE
 Chad Roggeman, P
 Nick Stoner, WR
 Erich Toth, P
 Alexander Webb, S
 Jake Zupancic, S

2013
 Pete Bachman, OL
 Jacob Bailey, OL
 Andre Booker, WR
 Cameron Coffman, QB
 Anthony Corsaro, TE
 Griffen Dahlstrom, LB
 Christian Englum, TE
 Mitch Ewald, K
 Greg Heban, S
 Shawn Heffern, DE
 Michael Hunter, CB
 Bill Ivan, OL
 David Kaminski, OL
 Kyle Kennedy, LB
 Nick Mangieri, DE
 Jake Michalek, LB
 Mark Murphy, S
 Paul Phillips, TE
 Ryan Phillis, DE
 Jake Reed, OL
 Mike Replogle, FB
 Nick Stoner, WR
 Nate Sudfeld, QB
 Alex Todd, DT
 Erich Toth, P
 Jake Zupancic, S
 2014
 Jacob Bailey, OL
 Andre Booker, WR
 Nate Boudreau, QB
 Michael Cooper, TE
 Anthony Corsaro, TE
 Steven Funderburk, LB
 Brandon Grubbe, S
 Shawn Heffern, DE
 Michael Hunter, CB
 Arthur Jones, CB
 David Kaminski, OL
 Kyle Kennedy, LB
 Nick Mangieri, OLB
 Max Matthews, QB
 Mark Murphy, S
 Griffin Oakes, K
 Jake Reed, OL
 Mike Replogle, FB
 Nick Stoner, WR
 Nate Sudfeld, QB
 Erich Toth, P
 2015
 Jacob Bailey, OL
 Andre Booker, WR
 Nate Boudreau, QB
 Nick Campos, P
 Michael Cooper, TE
 Anthony Corsaro, TE
 Nolan Guedel, LS
 Shawn Heffern, DT
 Arthur Jones, CB
 Kyle Loechel, LB
 Nick Mangieri, DE
 Wes Martin, OL
 Jake Reed, OL
 Nate Sudfeld, QB
 Alex Todd, DL
 Erich Toth, P
 Kianté Walton, S
 Garrett Welch, S
 2016
 Johnny Albomonte, S
 Ben Bach, CB
 Jacob Bailey, OL
 Andre Brown Jr., CB
 Joshua Brown, DL
 Austin Dorris, TE
 Chris Gajcak, WR
 Tyler Green, CB
 Isaac James, WR
 Arthur Jones, CB
 Hunter Littlejohn, OL
 Wes Martin, OL
 Jacob Robinson, DL

2017
 Wes Rogers, OL
 Ryan Watercutter, TE
 Nick Westbrook, WR
 Johnny Albomonte, S
 Ben Bach, CB
 Justin Berry, WR
 Joshua Brown, DL
 Andre Brown Jr., CB
 Drew Conrad, P
 Rashard Fant, CB
 Chris Gajcak, WR
 Cole Gest, RB
 Dan Godsil, LS
 Isaac James, DB
 Hunter Littlejohn, OL
 Wes Martin, OL
 Peyton Ramsey, QB
 Jacob Robinson, DL
 Connor Thomas, RB
 Ryan Watercutter, TE
 Nick Westbrook, WR
 Thomas Allen, LB
 Justin Berry, WR
 Andre Brown Jr., CB
 Joshua Brown, DL
 Khalil Bryant, S
 Jack Cardillo, K
 Drew Conrad, P
 Harry Crider, OL
 Michael Cooper, TE
 Mike Fiacable, QB
 Ty Frytogle, WR
 Chris Gajcak, WR
 Cole Gest, RB
 Dan Godsil, LS
 Isaac James, DB
 Hunter Littlejohn, OL
 Wes Martin, OL
 Michael McGinnis, LB
 Jack Moran, WR
 Mackenzie Nworah, OL
 Johnny Pabst, QB
 Peyton Ramsey, QB
 Jacob Robinson, DL
 Samuel Slusher, DB
 Andrew Stamm, LB
 Owen Strieter, DB
 Connor Thomas, RB
 Ryan Watercutter, TE
 Nick Westbrook, WR
 Thomas Allen, LB
 Justin Berry, WR
 Andre Brown Jr., CB
 Khalil Bryant, S
 Jack Cardillo, K
 Harry Crider, OL
 Joseph Daniels Jr., DB
 Hunter Littlejohn, OL
 Micah McFadden, LB
 Mackenzie Nworah, OL
 Charlie O'Connor, OL
 Peyton Ramsey, QB
 Samuel Slusher, DB
 Nathanael Snyder, K
 Connor Thomas, RB
 Robert Tolbert IV, LB
 Ronnie Walker Jr., RB
 Nick Westbrook, WR
 Michael Ziemba, DL
 Thomas Allen, LB
 Charles Campbell, K
 Jack Cardillo, K
 Gabe Cohen, DB
 Harry Crider, OL
 Joseph Daniels Jr., DB
 Demarcus Elliott, DL
 Grant Gremel, QB
 Nicholas Grieser, DB

2017
 Cam Jones, LB
 Will Jontz, QB
 Luke Lane, OL
 Christian Love, DL
 Zack Merrill, QB
 Tiawan Mullen, CB
 Mackenzie Nworah, OL
 Charlie O'Connor, OL
 Jeremy Passmore, DL
 McCall Ray, WR
 Beau Robbins, DL
 Peter Schulz, OL
 Samuel Slusher, DB
 Ricky Tamis, OL
 Jack Tuttle, QB
Trey Walker, TE
 Tim Weaver, OL
 Hayden Whitehead, P
 Sean Wracher, LS
 Chase Wyatt, P
 Thomas Allen, LB
 AJ Barner, TE
Bryson Bonds, DB
 Joseph Daniels Jr., DB
 Sam Daugstrup, TE
 Dalton Davis, DL
 Demarcus Elliott, DL
 D. Ervin-Poindexter, RB
 Brady Feeney, OL
 Patrick Finley, DB
 Chris Freeman, K
 Grant Gremel, QB
 Nicholas Grieser, DB
 Connor Hole, DB
 Will Jontz, QB
 Cameron Knight, OL
 Luke Lane, OL
 Christian Love, DL
 Zack Merrill, QB
 Tiawan Mullen, CB
 Caleb Murphy, DL
 Charlie O'Connor, OL
 Dylan Powell, OL
 McCall Ray, WR
 Beau Robbins, DL
 Peter Schulz, OL
 Ricky Tamis, OL
 Xavier Truelblood, LB
 Jack Tuttle, QB
Trey Walker, TE
 Tim Weaver, OL
 Jake Wellmann, LS
 Brett Wethington, RB
 Luke Wiginton, OL
 Dexter Williams II, QB
 Ty Wise, LB
 Sean Wracher, LS
 Chase Wyatt, P
 Liam Zaccheo, DB
 AJ Barner, TE
 2022
James Bomba, TE
Bryson Bonds, DB
 Sam Daugstrup, TE
 Dalton Davis, DL
 Demarcus Elliott, DL
James Evans, P
Vinny Fiacable, OL
 Patrick Finley, DB
 Chris Freeman, K
 Grant Gremel, QB
 Nicholas Grieser, DB
 Matt Hohlt, LB
 Connor Hole, DB
 David Holloman, RB
Eli Jochem, WR
Cooper Jones, DL
 Will Jontz, QB
 Cameron Knight, OL

D.J. Matthews Jr., WR/RS

Donaven McCulley, WR

Tiawan Mullen, CB

Caleb Murphy, OL

McCall Ray, WR

Beau Robbins, DL

Peter Schulz, OL

Jaquez Smith, WR

Aaron Steinfeldt, TE

Race Stewart, DL

Ricky Tamis, OL

Xavier Trueblood, LB

Andrew Turvy, OLB

Jack Tuttle, QB

Trey Walker, TE

Tim Weaver, OL

Jake Wellmann, LS

Brett Wethington, RB

Luke Wiginton, OL

Sean Wracher, LS

Liam Zaccheo, DB

2023

James Bomba, TE

Bryson Bonds, DB

Aden Cannon, DL

James Evans, P

Mitchell Evans, DB

Vincent Flacable, OL

Brody Foley, TE

Chris Freeman, K

Jack Greer, OL

Connor Hole, DB

David Holloman, RB

Cooper Jones, OL

Isaiah Jones, LB

Camden Jordan, WR

Patrick Lucas, Jr., DL

Bray Lynch, OL

James Monds III, DB

Louis Moore, DB

Alejandro Quintero, P

Brendan Sorsby, QB

Aaron Steinfeldt, TE

Aaron Stewart, DB

Sam Tallen, LB

Xavier Trueblood, LB

Kaiden Turner, LB

Andrew Turvy, DL

Trey Walker, TE

Jackson Wasserstrom, WR

Max Williams, OL

- Current players in bold

ALL-STAR GAMES

AMERICAN BOWL

From 1968-77 the event featured the top senior footballers to compete in a North vs. South format in Tampa, Florida.

| | | |
|-------------------|----------|----|
| Rick Spickard | T | 68 |
| Chris Morris | T | 70 |
| Larry Jameson | DT | 74 |
| Greg McGuire | T | 75 |
| Lee Corso | Co-Coach | 76 |
| Steve Sanders | LB | 76 |
| Dave Knowles | T | 76 |
| Harold Waterhouse | DB | 76 |

BLUE-GRAY GAME

Held annually from 1939-2001 and again in 2003, the event was played during the Christmas holiday season, with 27 of the 64 games played on Christmas Day in the North vs. South format.

| | | |
|--------------------|-------------|----|
| Bob Haak | T | 38 |
| Eddie Rucinski | E | 40 |
| Mike Buccianeri | G | 40 |
| Jim Trimble | T | 41 |
| Earl Doloway | HB | 42 |
| Bob Hoernschemeyer | QB | 44 |
| Bob Ravensberg | E | 44 |
| Harry Jagade | HB | 44 |
| John Tavener | C | 44 |
| Bob Zimny | T | 44 |
| Ed Bell | C | 45 |
| Russ Deal | T | 46 |
| Joe Sowinski | T | 46 |
| Richard Deranek | HB | 47 |
| Bob Harbison | G | 47 |
| Bill Armstrong | FB | 47 |
| John Goldsberry | T | 48 |
| Lou D'Achille | QB | 52 |
| Jim Vesel | C | 54 |
| Don Howell | G | 57 |
| Mike Rabold | T | 58 |
| Tony Aloisio | E | 58 |
| Ted Smith | HB | 59 |
| Bob Carrigan | T | 59 |
| John Johnson | T | 62 |
| Carmen Bencivenni | G | 63 |
| Tony Rocco | E | 63 |
| Don Croftcheck | G | 64 |
| Frank Stavroff | QB | 66 |
| Bob Van Pelt | C | 66 |
| Mike Deal | DHB | 69 |
| Don DeSalle | G | 69 |
| Trent Smock | SE | 75 |
| Keith Calvin | SE | 77 |
| Lucky Wallace | C | 80 |
| Lonnie Johnson | TB | 80 |
| Duane Gunn | WR | 83 |
| Mark Smythe | DT | 83 |
| Kevin Allen | T | 84 |
| Mark Weiler | LB | 84 |
| Steve Bradley | QB | 85 |
| Matt Bomba | DT | 92 |
| Trent Green | QB | 92 |
| Lance Brown | DB | 94 |
| Troy Drake | DT | 94 |
| Eric Smedley | DB | 95 |
| Eric Allen | DB | 96 |
| Cam Cameron | Head Coach | 97 |
| Pete Schmidt | Asst. Coach | 97 |
| Victor Allotey | G | 97 |
| Chris Lee | C | 97 |

| | | |
|----------------|----|----|
| Joey Eloms | CB | 97 |
| Chris Gall | FB | 98 |
| Aaron Williams | DE | 98 |
| Paul Mandina | DT | 00 |
| Craig Osika | C | 01 |

CAN-AM BOWL

Played for one season in 1977, the event featured seniors from American universities and seniors/underclassmen from Canadian universities. The game was played with Canadian Football League rules at Tampa Stadium.

| | | |
|-----------|----|----|
| Tim McVay | SS | 77 |
|-----------|----|----|

CASINO DEL SOL ALL-STAR GAME

The event based in Arizona operated from 2011-13 and featured mid- to late-round draft prospects.

| | | |
|------------------|----|----|
| Larry Black, Jr. | DT | 13 |
|------------------|----|----|

COACHES ALL-AMERICA GAME

Contested from 1961-76, the game originally named the *Graduation Bowl*, was sponsored by the American Football Coaches Association. The games format was an East vs. West contest.

| | | |
|-----------------|------------|----|
| Earl Faison | E | 61 |
| Nate Ramsey | HB | 63 |
| Tom Nowatzke | FB | 65 |
| Don Croftcheck | G | 65 |
| John Pont | Head Coach | 68 |
| Bill Malinchak | E | 66 |
| Bob Russell | G | 68 |
| Doug Crusan | T | 68 |
| John Isenbarger | HB | 70 |
| John Andrews | TE | 71 |
| Larry Jameson | DT | 75 |

COLLEGE ALL-STAR CLASSIC

Played annually from 1934-76, the preseason game featured the reigning NFL champion facing the best college graduates from the previous year. The 1974 game was not contested due to the NFL strike.

| | | |
|-----------------|-------------|------------|
| Bo McMillin | Head Coach | 38, 46 |
| | Asst. Coach | 36, 44 |
| Robert Jones | G | 34 |
| Ettore Antonini | E | 36 |
| Vern Huffman | QB | 37 |
| Corby Davis | HB | 38 |
| Jim Birr | E | 38 |
| Frank Filchock | QB | 38 |
| Frank Petrick | E | 39 |
| Vince Oliver | HB | 39 |
| Bob Haak | T | 39 |
| Jim Logan | G | 40 |
| Emil Uremovich | T | 41 |
| Mike Buccianeri | G | 41 |
| Eddie Rucinski | E | 41 |
| Eddie Herbert | FB | 42 |
| Jim Dewar | HB | 43, 44, 45 |
| Bob Zimny | T | 43, 44, 45 |
| Pete Pihos | E | 43 |
| | Asst. Coach | 58 |
| | | 59, 60 |

| | | |
|--------------------|-------------|--------|
| Bob Ravensberg | E | 44 |
| Chuck Jacoby | HB | 44, 46 |
| Bill Hillenbrand | HB | 44, 46 |
| Lou Saban | HB | 44, 46 |
| | Asst. Coach | 59 |
| John Cannady | C | 44, 47 |
| John Tavener | C | 44 |
| | | 45, 46 |
| J. C. Coffee | G | 44, 45 |
| Ed Bell | T | 45, 46 |
| Bob Hoernschemeyer | HB | 46 |
| Gene White | G | 46 |
| Russ Deal | T | 47 |
| Ben Raimondi | QB | 47 |
| Howard Brown | G | 48 |
| John Goldsberry | T | 49 |
| Harry Jagade | FB | 49 |
| George Taliaferro | HB | 49 |
| Harry Jagielski | T | 54 |
| Bob Skoronski | T | 56 |
| Brad Bomba | E | 57 |
| Joe Amstutz | C | 57 |
| Mike Rabold | T | 59 |
| Ted Aucreman | E | 60 |
| Earl Faison | E | 61 |
| Don Croftcheck | G | 65 |
| Randy Beisler | E | 66 |
| John Isenbarger | HB | 70 |
| John Andrews | TE | 71 |
| Carl Barzilauskas | DT | 74 |

COPPER BOWL

An event hosted at Arizona State's University Stadium to benefit the March of Dimes for just one season (1958). The format featured the National All-Stars versus the Southwest All-Stars.

| | | |
|--------------|-------------|----|
| John Razmic | C | 58 |
| Tom McDonald | QB | 58 |
| John Aveni | E | 58 |
| Phil Dickens | Asst. Coach | 58 |

EAST-WEST SHRINE BOWL

Played annually since 1925 and sponsored by the fraternal group Shriners International, the event features the top college seniors from the east and west squaring off. The game, usually played in January, allows for seniors to play in bowl games, as well as the college all-star game.

| | | |
|--------------------|------------|--------|
| Bill Ingram | Head Coach | 25, 27 |
| George Fisher | T | 25 |
| Larry Marks | HB | 25 |
| Chuck Bennett | HB | 28 |
| Robert Jones | G | 33 |
| Don Veller | QB | 35 |
| Ettore Antonini | E | 36 |
| Corby Davis | FB | 38 |
| Frank Petrick | E | 38 |
| Dwight Gahn | C | 40 |
| Bob Hoernschemeyer | HB | 43 |
| Pete Pihos | E | 43, 46 |
| John Tavener | C | 43 |
| Frank Ciolli | G | 45 |
| John Cannady | C | 45, 46 |
| Howard Brown | G | 47 |
| Lou Mihajlovich | E | 47 |
| Gene Gedman | HB | 52 |
| Brad Bomba | E | 56 |
| Ted Aucreman | E | 59 |

| | | |
|-------------------|-------------|----|
| Earl Faison | E | 60 |
| Woody Moore | QB | 62 |
| Tom Nowatzke | FB | 64 |
| Bill Malinchak | E | 65 |
| Tom Schuette | G | 66 |
| John Pont | Asst. Coach | 68 |
| Jim Sniadecki | LB | 68 |
| Nate Cunningham | DHB | 68 |
| Harry Gonso | QB | 69 |
| John Isenbarger | HB | 69 |
| Eric Stolberg | E | 69 |
| John Pont | Head Coach | 70 |
| John Andrews | TE | 70 |
| Ed Maguire | DE | 70 |
| Chris Morris | T | 70 |
| Mike Fulk | LB | 72 |
| Carl Barzilauskas | DT | 73 |
| Doug Peacock | T | 78 |
| Mike Friede | SE | 79 |
| Tim Clifford | QB | 80 |
| Babe Laufenberg | QB | 82 |
| Lee Corso | Asst. Coach | 83 |
| Steve Bradley | QB | 85 |
| Eric Moore | T | 87 |
| Ernie Jones | WR | 87 |
| Bill Mallory | Asst. Coach | 89 |
| Anthony Thompson | TB | 89 |
| Mike Dumas | S | 90 |
| Vaughn Dunbar | TB | 91 |
| Shawn Harper | T | 91 |
| Bill Mallory | Head Coach | 92 |
| Lance Brown | DB | 94 |
| Andrew Greene | G | 94 |
| Eric Smedley | DB | 95 |
| Joey Eloms | CB | 97 |
| Isaac Sowell | T | 06 |
| Rodger Saffold | T | 10 |
| Terrance Turner | WR | 11 |
| Ted Bolser | TE | 14 |
| Collin Rahrig | C | 15 |
| Nate Sudfeld | QB | 16 |
| Ralph Green III | DL | 17 |
| Tegray Scales | LB | 18 |
| Nick Linder | OL | 19 |
| Simon Stepaniak | OL | 20 |
| Nick Westbrook | WR | 20 |
| Harry Crider | OL | 21 |
| Jerome Johnson | DL | 21 |
| Whop Philyor | WR | 21 |
| Ryder Anderson | DL | 22 |
| Ty Fryfolge | WR | 22 |
| Micah McFadden | LB | 22 |
| Luke Haggard | OL | 23 |
| Jaylin Williams | CB | 23 |
| Aaron Casey | LB | 24 |

GRIDIRON CLASSIC

From 1999-2005 the event featured a team representing Florida versus a team from the rest of the United States. It's final two seasons (2004-05) was played with a North vs. South format.

| | | |
|-----------------|---|----|
| Pita Elisara | T | 99 |
| Johnny Anderson | S | 00 |

HULA BOWL

Played on the Hawaiian islands each season from 1960-2008, the bowl game returned in 2020. The game has featured two main formats with the early contests featuring mainland college players versus Hawaiian all-stars (most from Lelelehua High School). Since 1960, the format has featured two main themes, North vs. South or East vs. West.

| | | |
|-------------------|-------------|----|
| Earl Faison | E | 61 |
| Bill Malinchak | E | 66 |
| Ken Kaczmarek | LB | 68 |
| Jim Sniadecki | LB | 68 |
| Cal Snowden | DE | 68 |
| John Pont | Asst. Coach | 69 |
| Harry Gonso | QB | 69 |
| Jade Butcher | FL | 69 |
| John Isenbarger | HB | 69 |
| Ed Maguire | DE | 70 |
| Mark Findley | DHB | 72 |
| Ric Enis | TB | 77 |
| Joe Norman | LB | 78 |
| Jeff Phipps | G | 79 |
| Bob Stephenson | TE | 81 |
| Tim Wilbur | CB | 82 |
| Duane Gunn | WR | 83 |
| Bob Riley | T | 86 |
| Van Waiters | OLB | 87 |
| Bill Mallory | Asst. Coach | 88 |
| Tim Jordan | TE | 88 |
| Pete Stoyanovich | K | 88 |
| Mike Dumas | S | 90 |
| Vaughn Dunbar | TB | 91 |
| Jim DiGiulio | P | 94 |
| Troy Drake | DT | 94 |
| Nathan Davis | DE | 96 |
| Joey Eloms | CB | 97 |
| Kywin Supernaw | FS | 97 |
| Chris Liwienski | G | 97 |
| Johnny Anderson | S | 00 |
| Levron Williams | RB | 01 |
| Enoch DeMar | OL | 03 |
| Jovan Swann | DL | 21 |
| Stephen Carr | RB | 22 |
| Peyton Hendershot | TE | 22 |
| Jaylin Williams | CB | 23 |
| Andre Carter | DL | 24 |

JAPAN BOWL

The event ran from 1976-93 and showcased East and West all-star teams made up of college football players from the United States. Anthony Thompson was the MVP of the 1989 event.

| | | |
|------------------|-------------|----|
| Ric Enis | TB | 77 |
| Joe Norman | LB | 78 |
| Mark Heidel | C | 78 |
| Lee Corso | Co-Coach | 78 |
| Jeff Phipps | G | 79 |
| Tim Clifford | QB | 80 |
| Bob Stephenson | TE | 81 |
| Babe Laufenberg | QB | 82 |
| Pete Stoyanovich | K | 88 |
| Dave Schnell | QB | 89 |
| Anthony Thompson | TB | 89 |
| Ron Vargo | C | 89 |
| Mike Dumas | S | 90 |
| Bill Mallory | Asst. Coach | 91 |
| Rod Coleman | TE | 91 |
| Randy Schneider | T | 91 |
| Mike Middleton | CB | 92 |

NFLPA COLLEGIATE BOWL

After sponsoring the Texas vs. The Nation All-Star Challenge for five years, the organization hosted its inaugural event in 2012, which included only draft-eligible underclassmen. The final 10 contests (canceled in 2020) from 2013-23 featured just draft-eligible seniors participated.

| | | |
|-------------------|----|----|
| Chris Covington | LB | 18 |
| Brandon Knight | OL | 19 |
| Stephen Carr | RB | 22 |
| Peyton Hendershot | TE | 22 |
| Caleb Jones | OL | 22 |
| Raheem Layne | S | 22 |

NORTH-SOUTH GAME

Played in the historic Orange Bowl from 1948-73, the final event was staged at the Silverdome in Pontiac, Michigan, in 1976 and featured the "cream of the college grid (iron)squads" in a north vs. south format.

| | | |
|------------------|-------------|----|
| Bernie Crimmins | Asst. Coach | 54 |
| | Head Coach | 55 |
| Florian Helinski | QB | 54 |
| Bob Skoronski | T | 55 |
| Tom Hall | G | 55 |
| Pat Fellingner | E | 55 |
| Dick Wervey | E | 63 |
| Rich Badar | QB | 64 |
| Rudy Kuechenberg | E | 64 |
| Ken Hollister | T | 65 |
| Randy Beisler | T | 65 |
| Rick Spickard | T | 68 |
| Jade Butcher | FL | 69 |
| Glenn Scolnik | FL | 72 |
| Dan Lintner | DHB | 72 |
| Chuck Sukurs | C | 73 |

PARADISE BOWL

Played from 2002-06 in St. George, Utah (2002-03), and Las Vegas (2004-06), the game used primarily an East vs. West format, with the first contest a Colorado/Utah vs. The West contest.

| | | |
|----------------|----|----|
| Antonio Watson | DB | 03 |
|----------------|----|----|

RAYCOM ALL-STAR CLASSIC

Contest in just the 2013 NFL Draft cycle, the game was played in Montgomery, Alabama, and featured seniors that did not get selected to play in the Senior Bowl.

| | | |
|------------|---|----|
| Will Matte | C | 13 |
|------------|---|----|

SENIOR BOWL

The longest continual-running all-star game has been played annually since 1950. The event features only players who have completed their college eligibility. Mobile, Alabama, has hosted every event since 1951, with the Gator Bowl the only other host (1950).

| | | |
|------------------|----|----|
| Gene Gedman | HB | 53 |
| Ed Roth | T | 53 |
| Pete Russo | T | 53 |
| Florian Helinski | QB | 55 |
| Joe Amstutz | C | 57 |
| Brad Bomba | E | 57 |

| | | |
|-------------------|-----|----|
| Mike Rabold | T | 59 |
| Tom Nowatzke | FB | 65 |
| Don Croftcheck | G | 65 |
| Rich Badar | QB | 65 |
| Randy Beisler | T | 66 |
| Doug Crusan | DT | 68 |
| Gary Cassells | G | 68 |
| Mike Deal | DHB | 69 |
| Don DeSalle | G | 69 |
| Mike Fulk | LB | 72 |
| Carl Barzilauskas | DT | 73 |
| Donnie Thomas | LB | 75 |
| Jeff Phipps | G | 79 |
| Duane Gunn | WR | 83 |
| Mark Smythe | DT | 83 |
| Kevin Allen | T | 84 |
| Eric Moore | T | 87 |
| Trent Green | QB | 92 |
| Mike Middleton | CB | 92 |
| Andrew Greene | G | 94 |
| Antwan Randle El | QB | 02 |
| Victor Adeyanju | DE | 06 |
| Tracy Porter | CB | 08 |
| Tim Bugg | LS | 08 |
| James Brewer | T | 11 |
| Jason Spriggs | T | 16 |
| Dan Feeney | T | 17 |
| Ian Thomas | TE | 18 |
| Dan Godsil | LS | 19 |
| Cam Jones | LB | 23 |

TEXAS VS. THE NATION

Played every season from 2007-2011 and again in 2013, with the top-50 draft eligible seniors from Texas against the top-50 draft eligible seniors from the other 49 states squaring off. The game was sponsored by the NFLPA, before the organization began its own event in 2012.

| | | |
|---------------|----|----|
| Leslie Majors | CB | 08 |
| Jammie Kirlow | DE | 10 |
| Nick Polk | S | 10 |

TROPICAL BOWL

The event has showcased the top college football seniors since 2016 in an event staged Florida.

| | | |
|-------------------|-------|----|
| Richard Lagow | QB | 18 |
| Luke Timian | WR | 19 |
| Reakwon Jones | LB | 20 |
| Alfred Bryant | OLB | 23 |
| Demarcus Elliott | DL | 23 |
| Devon Matthews | S | 23 |
| D.J. Matthews Jr. | WR/RS | 23 |
| DeQuee Carter | WR | 24 |

ANTHONY THOMPSON TEAM MVPS

| | | | | | | | | | | | |
|------|-------------------|----|------|------------------|-----|------|-------------------|----|------|-------------------|----|
| 1924 | Stu Butler | C | 1958 | Mike Rabold | G | 1989 | Anthony Thompson | TB | 2019 | Senior Class | |
| 1925 | Lawrence Marks | HB | 1959 | Ted Aucreman | E | 1990 | Mike Dumas | S | 2020 | Michah McFadden | LB |
| 1926 | Frank Sibley | E | 1960 | Earl Faison | E | 1991 | Vaughn Dunbar | TB | | Michael Penix Jr. | QB |
| 1927 | Clare Randolph | C | 1961 | Byron Broome | QB | 1992 | Trent Green | QB | 2021 | Peyton Hendershot | TE |
| 1928 | Chuck Bennett | HB | 1962 | Woody Moore | QB | 1993 | Thomas Lewis | WR | | Michah McFadden | LB |
| 1929 | Vacant | | 1963 | Tom Nowatzke | FB | 1994 | Alfonzo Thurman | LB | 2022 | Bryant Fitzgerald | S |
| 1930 | Joe Zeller | G | 1964 | Rich Badar | QB | 1995 | Sean Glover | TB | 2023 | Aaron Casey | LB |
| 1931 | Joe Zeller | G | 1965 | Bill Malinchak | E | 1996 | Alex Smith | RB | | | |
| 1932 | John Keckich | G | 1966 | Frank Stavroff | QB | 1997 | Chris Gall | FB | | | |
| 1933 | Robert Jones | FB | 1967 | Harry Gonso | QB | | Kywin Supernaw | FS | | | |
| 1934 | Don Veller | HB | 1968 | Harry Gonso | QB | 1998 | Chris Gall | FB | | | |
| 1935 | Wendell Walker | HB | | Al Gage | TE | | Jabar Robinson | LB | | | |
| 1936 | Vernon Huffman | QB | 1969 | John Isenbarger | HB | 1999 | Antwaan Randle El | QB | | | |
| 1937 | Corby Davis | FB | 1970 | Chris Morris | T | 2000 | Antwaan Randle El | QB | | | |
| 1938 | Bob Haak | T | 1971 | Chuck Thomson | LB | 2001 | Antwaan Randle El | QB | | | |
| 1939 | Jim Logan | G | 1972 | Glenn Scolnik | FL | | Levron Williams | RB | | | |
| 1940 | Dwight Gahm | C | 1973 | Chuck Sukurs | C | 2002 | Kris Dielman | DL | | | |
| 1941 | Bill Hillenbrand | HB | 1974 | Donnie Thomas | LB | 2003 | Joe Gonzalez | SS | | | |
| 1942 | Lou Saban | QB | 1975 | Donnie Thomas | LB | 2004 | Courtney Roby | WR | | | |
| 1943 | John Tavener | C | 1976 | Steve Sanders | LB | 2005 | Kyle Killion | LB | | | |
| 1944 | John Tavener | C | 1977 | Joe Norman | LB | 2006 | Kellen Lewis | QB | | | |
| 1945 | Howard Brown | G | 1978 | Joe Norman | LB | 2007 | James Hardy | WR | | | |
| 1946 | Pete Pihos | FB | 1979 | Tim Clifford | QB | 2008 | Jammie Kirlaw | DE | | | |
| 1947 | Howard Brown | G | 1980 | Tim Clifford | QB | 2009 | Jammie Kirlaw | DE | | | |
| 1948 | George Taliaferro | HB | 1981 | Bob Stephenson | TE | 2010 | Ben Chappell | QB | | | |
| 1949 | Nick Sebek | QB | 1982 | Babe Laufenberg | QB | 2011 | Vacant | | | | |
| 1950 | Bob Robertson | HB | 1983 | Duane Gunn | WR | 2012 | Adam Replogle | DT | | | |
| 1951 | Gene Gedman | FB | | Steve Bradley | QB | 2013 | Cody Latimer | WR | | | |
| 1952 | Gene Gedman | FB | | Len Kenebrew | WR | 2014 | Tevin Coleman | RB | | | |
| 1953 | Harry Jagielski | T | 1984 | Joe Fitzgerald | LB | 2015 | Nate Sudfeld | QB | | | |
| 1954 | Florian Helinski | QB | 1985 | Bobby Howard | TB | 2016 | Dan Feeney | OL | | | |
| 1955 | Bob Skoronski | T | 1986 | Van Waiters | OLB | | Tegray Scales | LB | | | |
| 1956 | Bob Fee | FB | 1987 | Ernie Jones | WR | 2017 | Tegray Scales | LB | | | |
| 1957 | Tony Aloisio | E | 1988 | Anthony Thompson | TB | 2018 | Jonathan Crawford | S | | | |



College football Hall of Famer Anthony Thompson earned back-to-back Most Valuable Player honors in 1988-89.



Linebacker Michah McFadden shared 2022 Anthony Thompson MVP honors with tight end Peyton Hendershot.

ALL-TIME CAPTAINS

| | | | | | | | |
|------|--------------------|------|------------------|------|----------------------|------|------------------------|
| 1885 | Harry Wise | 1958 | Mike Rabold | 1992 | Trent Green | 2017 | Greg Gooch |
| 1886 | -- | 1959 | Ted Smith | | Larry McDaniel | | Richard Lagow |
| 1887 | Harry Wise | 1960 | Richie Bradford | | John Miller | | Wes Martin |
| 1888 | William Boss | 1961 | Bill Olsavsky | 1993 | Charles Beauchamp | | Tegray Scales |
| 1889 | Joseph Yakey | 1962 | Nate Ramsey | | Hurvin McCormack | 2018 | Jonathan Crawford |
| 1890 | -- | 1963 | Dick Wervey | 1994 | Troy Drake | | Wes Martin |
| 1891 | John Shafer | 1964 | Richie Badar | | Alfonzo Thurman | | Jacob Robinson |
| 1892 | John Shafer | | Mel Branch | 1995 | Sean Glover | | Luke Timian |
| 1893 | Kenneth Brewer | 1965 | Bill Malinchak | | John Hammerstein | 2019 | Coy Cronk |
| 1894 | Kenneth Brewer | 1966 | Frank Stavroff | | Jamie Baisley | | Reakwon Jones |
| 1895 | Emmett King | 1967 | Doug Crusan | 1996 | Matt Surface | | Peyton Ramsey |
| 1896 | Emmett King | 1968 | Al Gage | | Chris Gall | | Simon Stepaniak |
| 1897 | Emmett King | | Jerry Grecco | 1997 | Benyard Jones | | Nick Westbrook |
| 1898 | William Youtsler | | Jim Sniadecki | | Chris Liwienski | 2020 | Harry Crider |
| 1899 | John Hubbard | 1969 | Steve Applegate | | Jabar Robinson | | Cam Jones |
| 1900 | John Foster | | Harry Gonso | | Kywin Supernaw | | Micah McFadden |
| 1901 | Harry Davidson | | Karl Pankratz | 1998 | Chris Gall | | Marcelino McCrary-Ball |
| 1902 | Walter Railsback | 1970 | Tom Fleming | | Jabar Robinson | | Michael Penix Jr. |
| 1903 | Z. G. Clevenger | | E.G. White | 1999 | Adewale Ogunleye | 2021 | Ty Fryfogle |
| 1904 | Willis Coval | 1971 | Chuck Thomson | | Antwan Randle El | | Peyton Hendershot |
| 1905 | Frank Hare | 1972 | Ted McNulty | | Craig Robeen | | Cam Jones |
| 1906 | Frank Wade | | Joe Pawlitsch | 2000 | Versie Gaddis | | Micah McFadden |
| 1907 | Charles Tighe | 1973 | Ken Starling | | Paul Mandina | | Marcelino McCrary-Ball |
| 1908 | Scott Paddock | 1974 | Bill Atkinson | | Antwan Randle El | | Michael Penix Jr. |
| 1909 | Ashel Cunningham | | Tim Mills | 2001 | Kemp Rasmussen | 2022 | AJ Barner |
| 1910 | Arthur Berndt | 1975 | Jim Shuck | | Antwan Randle El | | Cam Jones |
| 1911 | Andrew Gill | | Donnie Thomas | 2002 | Kemp Rasmussen | | Devon Matthews |
| 1912 | Floyd Flemming | 1976 | Craig Brinkman | | Enoch DeMar | | Trawan Mullen |
| 1913 | Edgar Davis | | Joe Doggett | 2003 | Kris Dielman | | Jack Tuttle |
| 1914 | Mark Erehart | | Dave Knowles | | Joe Gonzalez | 2023 | Cam Camper |
| 1915 | Frank Whitaker | | Bob Kramer | | Brian Lewis | | Andre Carter |
| 1916 | Freal McIntosh | | Tim McVay | 2004 | Jodie Clemons | | Aaron Casey |
| 1917 | Russell Hathaway | | Courtney Snyder | | Herana-Daze Jones | | Mike Katic |
| 1918 | Russell Julius | 1977 | Scott Arnett | | Courtney Roby | | Noah Pierre |
| 1919 | Roscoe Minton | | Tim McVay | 2005 | Adam Himes | | |
| 1920 | Elliott Risley | | Joe Norman | | Will Lumpkin | | |
| 1921 | John Kyle | | Charley Peal | | John Pannozzo | | |
| 1922 | Frank Hanny | 1978 | Dave Abrams | | Chris Taylor | | |
| 1923 | Stewart Butler | | Scott Arnett | 2006 | Lance Bennett | | |
| 1924 | Joseph Sloate | | Mark Heidel | | Justin Frye | | |
| 1925 | Lawrence Marks | | Joe Norman | | Kenny Kendal | | |
| 1926 | Frank Sibley | 1979 | Tim Clifford | | Will Meyers | | |
| 1927 | Herman Byers | | Tony D'Orazio | 2007 | Tracy Porter | | |
| 1928 | Charles Bennett | | Terry Tallen | | Josiah Sears | | |
| | Robert Matthew | | Brent Tisdale | 2008 | Christopher Phillips | | |
| 1929 | Paul Balay | 1980 | Tim Clifford | | Marcus Thigpen | | |
| 1930 | Paul Jasper | | Terry Tallen | | Will Patterson | | |
| 1931 | -- | | Lucky Wallace | 2009 | Ben Chappell | | |
| 1932 | -- | | Craig Walls | | Jammie Kirlaw | | |
| 1933 | Robert Jones | 1981 | Bob Stephenson | | Will Patterson | | |
| 1934 | Jack Sprauer | | Craig Walls | | Rodger Saffold | | |
| 1935 | Reed Kelso | 1982 | Babe Laufenberg | 2010 | Ben Chappell | | |
| 1936 | Chris Dal Sasso | | Marc Longshore | | Tyler Replogle | | |
| 1937 | Robert Kinderdine | 1983 | Joe Fitzgerald | 2011 | Max Dedmond | | |
| 1938 | Paul Graham | | Scot McNabb | | Adam Replogle | | |
| 1939 | James Logan | | Mark Smythe | 2012 | Will Matte | | |
| 1940 | William Smith | 1984 | Joe Fitzgerald | | Adam Replogle | | |
| 1941 | Eugene White | | Tom Van Dyck | 2013 | Ted Bolser | | |
| 1942 | Bob White | 1985 | Steve Bradley | | Greg Heban | | |
| 1943 | John Tavener | | Rob Schmit | 2014 | Kofi Hughes | | |
| 1944 | John Tavener | 1986 | Leonard Bell | | Tevin Coleman | | |
| 1945 | Russell Deal | | Vince Fisher | | Collin Rahrig | | |
| 1946 | Howard Brown | | Dave Lilja | | Bobby Richardson | | |
| 1947 | Howard Brown | | Bob Riley | 2015 | Shane Wynn | | |
| 1948 | John Goldsberry | 1987 | Tom Polce | | Dan Feeney | | |
| 1949 | Walter Bartkiewicz | | Van Waiters | | Nick Mangieri | | |
| 1950 | Ernest Kovatch | 1988 | Joe Huff | | Marcus Oliver | | |
| 1951 | -- | | Don Shrader | | Zack Shaw | | |
| 1952 | Eugene Gedman | 1989 | Ian Beckles | | Jason Spriggs | | |
| 1953 | Bob Inserra | | Anthony Thompson | | Nate Sudfeld | | |
| 1954 | Bob Skoronski | 1990 | Mike Dumas | 2016 | Dan Feeney | | |
| 1955 | John Bartkiewicz | | Cal Miller | | Ricky Jones | | |
| 1956 | Eugene Cichowski | 1991 | Mark Hagen | | Marcus Oliver | | |
| 1957 | Don Howell | | Randy Schneider | | Mitchell Paige | | |
| | | | Paul Williams | | Tegray Scales | | |

- Current players in bold

NATIONAL FOOTBALL LEAGUE

ARIZONA CARDINALS

Draft Choices

| Yr. | Rd.-Pk. | Name, Pos. |
|------|---------|----------------------|
| 1936 | 6-51 | Ettore Antonini, E |
| 1938 | 11-95 | Bob Kenderdine, E |
| 1943 | 15-133 | Earl Doloway, B |
| 1944 | 4-28 | Jack Tavener, C |
| 1944 | 10-88 | Lou Saban, B |
| 1945 | 12-111 | Bob Cowan, B |
| 1945 | 16-154 | John Cannady, B |
| 1947 | 6-41 | Ben Raimondi, B |
| 1947 | 17-150 | Bob Ravensberg, E |
| 1949 | 4-40 | John Goldsberry, T |
| 1952 | 15-171 | John Davis, E |
| 1952 | 25-291 | Cliff Anderson, E |
| 1957 | 14-166 | Bob Fee, B |
| 1958 | 22-255 | Tony Aloisio, E |
| 1959 | 27-314 | Bob Corrigan, G |
| 1960 | 13-146 | Vic Jones, HB |
| 1966 | 20-299 | Tom Gallagher, DE |
| 1969 | 9-227 | Calvin Snowden, DE |
| 1975 | 6-152 | Larry Jameson, DT |
| 1984 | 10-269 | Mark Smythe, DT |
| 1988 | 7-179 | Ernie Jones, WR |
| 1990 | 2-31 | Anthony Thompson, RB |

All-Time Roster

| | |
|------------------|---------|
| Cliff Anderson | 1952-53 |
| Chuck Bennett | 1933 |
| Ted Bolser | 2014 |
| Lance Brown | 1995-96 |
| John Goldsberry | 1949-50 |
| Harry Jagielski | 1956 |
| Ernie Jones | 1988-92 |
| Tim Jordan | 1989-91 |
| John Leonard | 1922-23 |
| Chris Lwienski | 2006 |
| Vince Oliver | 1945 |
| Mike Rabold | 1960 |
| Bob Ravensberg | 1948-49 |
| Eddie Rucinski | 1943-46 |
| Clare Rudolph | 1930 |
| Stevie Scott III | 2023 |
| Cal Snowden | 1969-70 |
| Anthony Thompson | 1990-92 |
| Aaron Williams | 1999 |
| Bob Zimny | 1945-49 |

ATLANTA FALCONS

Draft Choices

| Yr. | Rd.-Pk. | Name, Pos. |
|------|---------|-------------------|
| 1966 | 12-171 | Ken Hollister, T |
| 1970 | 6-147 | Jade Butcher, WR |
| 1997 | 2-32 | Nathan Davis, DE |
| 2015 | 3-73 | Tevin Coleman, RB |

All-Time Roster

| | |
|------------------|---------|
| Tevin Coleman | 2015-18 |
| Nathan Davis | 1997 |
| Rudy Kuechenberg | 1971 |
| Adam Replogle | 2013-14 |
| Courtney Roby | 2014 |
| Charlie Scales | 1966 |
| Jason Spriggs | 2021 |
| Dan Stryzinski | 1995-00 |
| Clay Williams | 1999-00 |

BALTIMORE RAVENS

Draft Choices

| Yr. | Rd.-Pk. | Name, Pos. |
|------|---------|-----------------|
| 1997 | 6-167 | Steve Lee, FB |
| 2011 | 4-123 | Tandon Doss, WR |

All-Time Roster

| | |
|-----------------|---------|
| Tandon Doss | 2011-13 |
| Stephen Houston | 2016 |
| Alex Smith | 1997 |

BUFFALO BILLS

Draft Choices

| Yr. | Rd.-Pk. | Name, Pos. |
|------|---------|-------------------|
| 1969 | 16-391 | Robert Kirk, G |
| 1996 | 7-249 | Eric Smedley, S |
| 1998 | 7-198 | Victor Allotey, G |
| 2008 | 2-41 | James Hardy, WR |

All-Time Roster

| | |
|----------------|---------|
| Victor Allotey | 1998-00 |
| Nate Borden | 1962 |
| Lance Brown | 2001 |
| Mike Dumas | 1994 |
| Marcus Floyd | 2002-03 |
| Gibran Hamdan | 2007-09 |
| James Hardy | 2008-09 |
| Charley Leo | 1963 |
| Rodger Saffold | 2022 |
| Eric Smedley | 1996-99 |
| Cal Snowden | 1971 |
| Marcus Thigpen | 2014-15 |
| Craig Walls | 1987 |

CAROLINA PANTHERS

Draft Choices

| Yr. | Rd.-Pk. | Name, Pos. |
|------|---------|----------------|
| 2018 | 4-101 | Ian Thomas, TE |

All-Time Roster

| | |
|-----------------|---------|
| Marcus Floyd | 2004 |
| Andrew McDonald | 2013-14 |
| Kemp Rasmussen | 2002-05 |
| Ian Thomas | 2018 |

CHICAGO BEARS

Draft Choices

| Yr. | Rd.-Pk. | Name, Pos. |
|------|---------|----------------------|
| 1949 | 13-129 | George Taliaferro, B |
| 1959 | 27-321 | John Aveni, E |
| 1963 | 6-80 | John Johnson, T |
| 1963 | 18-249 | Jeff Slabaugh, E |
| 1981 | 10-260 | Tim Clifford, QB |
| 1981 | 11-287 | Lonnie Johnson, RB |
| 2016 | 5-150 | Jordan Howard, RB |

All-Time Roster

| | |
|---------------------|---------|
| John Aveni | 1959-60 |
| Steve Bradley | 1987 |
| Don Croftcheck | 1967 |
| Mike Dumas | 2001 |
| Dan Feeney | 2023 |
| Frank (Duke) Hanny | 1923-27 |
| Jordan Howard | 2016-18 |
| Harry (Chic) Jagade | 1954-55 |
| John Johnson | 1963-68 |
| Ted Karras | 1960-64 |
| Rudy Kuechenberg | 1967-69 |
| Thomas Lewis | 1998 |
| Jim Logan | 1942-43 |
| Adewale Ogunleye | 2004-09 |
| Matt Mayberry | 2010 |
| Tracy Porter | 2015-16 |
| Mike Rabold | 1963-67 |
| Jason Spriggs | 2020 |
| Dave Whitsell | 1961-66 |
| Joe Zeller | 1938 |

CINCINNATI BENGALS

Draft Choices

| Yr. | Rd.-Pk. | Name, Pos. |
|------|---------|------------------|
| 1968 | 16-435 | Brown Marks, LB |
| 1972 | 14-341 | Steve Porter, WR |
| 1973 | 15-380 | Ted McNulty, QB |
| 1986 | 12-316 | Steve Bradly, QB |
| 1987 | 3-76 | Leonard Bell, DB |

All-Time Roster

| | |
|---------------------|---------|
| Victor Adeyanju | 2010 |
| Leonard Bell | 1987 |
| Larry Black, Jr. | 2013-14 |
| Nate Borders | 1987 |
| Aaron Casey | 2024 |
| Dan Godsil | 2020 |
| Ken Johnson | 1971-77 |
| Herana-Daze Jones | 2006-08 |
| Eric Moore | 1994 |
| Bob Riley | 1987 |
| Courtney Roby | 2007 |
| Tegray Scales | 2021-22 |
| Bernard Whittington | 2002 |

CLEVELAND BROWNS

Draft Choices

| Yr. | Rd.-Pk. | Name, Pos. |
|------|---------|--------------------|
| 1952 | 19-225 | Sam Talarico, T |
| 1952 | 23-276 | Bobby Robertson, B |
| 1957 | 5-53 | Milt Campbell, B |
| 1957 | 6-63 | Joe Amstutz, C |
| 1961 | 18-251 | Ed Morris, T |
| 1988 | 3-77 | Van Waiters, OLB |
| 2006 | 4-112 | Isaac Sowells, T |

All-Time Roster

| | |
|---------------------|----------------|
| Joe Amstutz | 1957 |
| Milt Campbell | 1957 |
| Bob Cowan | 1947-48 |
| Enoch DeMar | 2003-04 |
| Jim Dewar | 1947 |
| Corby Davis | 1938-39, 41-42 |
| Chris Gartner | 1974 |
| Harry (Chic) Jagade | 1951-53 |
| Rudy Kuechenberg | 1970 |
| Ted Livingstone | 1937-40 |
| Wes Martin | 2023 |
| Hurvin McCormack | 1999-00 |
| Robert McCray III | 2019 |
| Andrew McDonald | 2014-15 |
| Eric Moore | 1995 |
| Chris Morris | 1972-73 |
| Craig Osika | 2003-04 |
| Lou Saban | 1946-49 |
| Rodger Saffold | 2023 |
| Charlie Scales | 1962-65 |
| Bob Sikora | 1984 |
| Isaac Sowells | 2006-08 |
| Van Waiters | 1988-91 |
| Dick Zoll | 1937-38 |

DALLAS COWBOYS

Draft Choices

| Yr. | Rd.-Pk. | Name, Pos. |
|------|---------|---------------------|
| 1961 | 18-240 | Randy Williams, B |
| 1976 | 6-181 | Greg McGuire, T |
| 1981 | 12-329 | Nate Lundy, WR |
| 1993 | 3-84 | Mike Middleton, DB |
| 2018 | 6-193 | Chris Covington, LB |

All-Time Roster

| | |
|-----------------|---------|
| Nate Borden | 1960-61 |
| Chris Covington | 2018-19 |
| Nathan Davis | 1998-99 |
| Ty Fryfogle | 2022 |
| Alex Green | 1987 |

Peyton Hendershot

| | |
|-------------------|---------|
| Brandon Knight | 2019-21 |
| Babe Laufenberg | 1989-90 |
| Hurvin McCormack | 1994-98 |
| George Taliaferro | 1952 |

DENVER BRONCOS

Draft Choices

| Yr. | Rd.-Pk. | Name, Pos. |
|------|---------|-------------------|
| 2010 | 7-232 | Jammie Kirlew, DE |
| 2014 | 2-86 | Cody Latimer, WR |
| 2021 | 5-164 | Jamar Johnson, S |

All-Time Roster

| | |
|--------------------|---------|
| Ian Beckles | 2000 |
| Nathan Davis | 2000 |
| Jamar Johnson | 2021 |
| Herrana-Daze Jones | 2008 |
| Cody Latimer | 2014-17 |
| Tracy Porter | 2012 |

DETROIT LIONS

Draft Choices

| Yr. | Rd.-Pk. | Name, Pos. |
|------|---------|--------------------|
| 1937 | 3-27 | Vern Huffman, B |
| 1938 | 9-76 | Jim Sirtosky, G |
| 1944 | 24-244 | Chuck Jacoby, B |
| 1953 | 2-25 | Gene Gedman, B |
| 1958 | 24-289 | Dave Whitsell, B |
| 1959 | 2-19 | Mike Rabold, T |
| 1960 | 11-123 | Ted Aucerman, E |
| 1961 | 5-66 | Earl Faison, E |
| 1965 | 1-11 | Tom Nowatzke, RB |
| 1966 | 3-39 | Bill Malinchak, WR |
| 1976 | 15-419 | Trent Smock, WR |
| 1980 | 3-62 | Mike Friede, WR |
| 1998 | 7-207 | Chris Liwinski, T |

All-Time Roster

| | |
|---------------------|----------------|
| Abe Adams | 1949 |
| Chuck Bennett | 1930 |
| Howard Brown | 1948-50 |
| Chris Dittoe | 1997-98 |
| Mike Friede | 1980 |
| Versie Gaddis | 2001 |
| Gene Gedman | 1953, 56-58 |
| Mel Groomes | 1948-49 |
| Rex Grossman | 1950 |
| Frank (Duke) Hanny | 1930 |
| Bob Hoernschmeyer | 1950-55 |
| Vern Huffman | 1937-38 |
| Walter Jurkiewicz | 1946 |
| Ted Karras | 1965 |
| George Karstens | 1949 |
| Bill Malinchak | 1966-69 |
| Tom Nowatzke | 1965-69 |
| Mike Rabold | 1959 |
| Clare Randolph | 1931-36 |
| Amby Rascher | 1932 |
| Carroll Ringwalt | 1930 |
| Nate Sudfeld | 2022- |
| Kywin Supernaw | 1998-01 |
| Emil Uremovich | 1941-42, 45-46 |
| Dave Whitsell | 1958-60 |

GREEN BAY PACKERS

Draft Choices

| Yr. | Rd.-Pk. | Name, Pos. |
|------|---------|--------------------|
| 1942 | 15-139 | Jim Trimble, T |
| 1944 | 31-319 | Russ Deal, G |
| 1946 | 22-206 | Howard Brown, G |
| 1947 | 18-160 | Jim Goodman, T |
| 1952 | 8-87 | Mel Becket, C |
| 1955 | 25-293 | Nate Borden, E |
| 1956 | 5-56 | Bob Skoronski, T |
| 1983 | 10-271 | Jimmy Thomas, DB |
| 2016 | 2-48 | Jason Spriggs, T |
| 2020 | 6-209 | Simon Stepaniak, G |

All-Time Roster

| | |
|--------------------|--------------|
| Carl Barzilauskas | 1978-79 |
| Ed Bell | 1947-49 |
| Nate Borden | 1955-59 |
| Mike Bucchianeri | 1941, 44-45 |
| Chris Gall | 2001 |
| Frank (Duke) Hanny | 1930 |
| Lynn Howard | 1921-22 |
| Caleb Jones | 2022- |
| Robert Jones | 1934 |
| Rudy Kuechenberg | 1970 |
| Larry Marks | 1928 |
| Charlie Mathys | 1922-26 |
| Eric Matthews | 1996-97 |
| Lou Mihajlovich | 1954 |
| Bob Skoronski | 1956, 59-68 |
| Jason Spriggs | 2016-19 |
| Simon Stepaniak | 2020 |
| Elmer Wilkins | 1925 |
| Joe Zeller | 1932 |
| Dick Zoll | 1939 |

HOUSTON TEXANS

All-Time Roster

| | |
|------------------|---------|
| Andrew McDonald | 2015 |
| Adewale Ogunleye | 2010 |
| Chris Taylor | 2006-08 |

INDIANAPOLIS COLTS

Draft Choices

| Yr. | Rd.-Pk. | Name, Pos. |
|------|---------|-------------------|
| 1953 | 20-230 | Pete Russo, T |
| 1964 | 1-8 | Marv Woodson, DB |
| 1968 | 9-242 | Terry Cole, RB |
| 1971 | 5-130 | John Andrews, TE |
| 1976 | 12-340 | Frank Stavoff, K |
| 2010 | 7-246 | Ray Fisher, CB/RS |

All-Time Roster

| | |
|---------------------|-----------|
| John Andrews | 1973-74 |
| Jermaine Chaney | 1999 |
| Terry Cole | 1968-69 |
| Chris Covington | 2020- |
| Bob Cowan | 1949 |
| Frank Filchock | 1950 |
| Rex Grossman | 1948-1950 |
| Aaron Halterman | 2006 |
| Shawn Harper | 1995 |
| Billy Hillenbrand | 1947-48 |
| De'Wayne Hogan | 2001 |
| Harry (Chic) Jagade | 1949 |
| Andrew McDonald | 2014 |
| Tom Nowatzke | 1970-72 |
| Stu O'Dell | 1978 |
| Craig Robeen | 2000 |
| Courtney Roby | 2008 |
| Tegray Scales | 2018 |
| Alex Smith | 1997 |
| George Taliaferro | 1953-54 |
| Marcus Thigpen | 2015 |
| Damon Watts | 1994-97 |
| Bernard Whittington | 1994-00 |
| Clay Williams | 1997-99 |
| Trevor Wilmot | 1995 |

JACKSONVILLE JAGUARS

All-Time Roster

| | |
|---------------------|-------------|
| Jamie Baisley | 2000 |
| Andre Carter | 2024 |
| Tandon Doss | 2014-15 |
| Mike Dumas | 1995 |
| Vaughn Dunbar | 1995 |
| Jammie Kirlew | 2011 |
| Shane Wynn | 2016-17 |

KANSAS CITY CHIEFS

All-Time Roster

| | |
|-------------------|--------------|
| Victor Allotey | 2001-04 |
| Randy Beisler | 1975 |
| Ty Fryfogle | 2023 |
| Cam Jones | 2023- |
| Chris Gall | 2000 |
| Trent Green | 2001-06 |
| Robert McCray III | 2018 |
| Bobby Richardson | 2016 |
| Pete Stoyanovich | 1996-2000 |
| Dan Stryzinski | 2001-02 |
| Ernie Thompson | 1993 |

LAS VEGAS RAIDERS

Draft Choices

| Yr. | Rd.-Pk. | Name, Pos. |
|------|---------|--------------------|
| 1970 | 17-440 | Eric Stolberg, WR |
| 1989 | 9-235 | Gary Gooden, DB |
| 1991 | 6-146 | Nolan Harrison, DT |

All-Time Roster

| | |
|-----------------|---------|
| Nolan Harrison | 1991-96 |
| Harry Jagielski | 1961 |
| Darius Latham | 2016-17 |
| Tracy Porter | 2013 |
| Marcus Thigpen | 2015 |

LOS ANGELES CHARGERS

Draft Choices

| Yr. | Rd.-Pk. | Name, Pos. |
|------|---------|------------------|
| 1976 | 15-407 | Jack Hoffman, DT |
| 1993 | 8-222 | Trent Green, QB |
| 2017 | 3-71 | Dan Feeney, G |

All-Time Roster

| | |
|-----------------|---------|
| John Andrews | 1972 |
| Kris Dielman | 2003-11 |
| Mike Dumas | 1996-00 |
| Earl Faison | 1961-66 |
| Dan Feeney | 2017-20 |
| Trent Green | 1993 |
| Aaron Halterman | 2006 |
| Babe Laufenberg | 1985 |
| Raheem Layne | 2022-23 |
| Thomas Lewis | 1999 |
| Andrew McDonald | 2015 |
| Tiawan Mullen | 2023 |
| Craig Osika | 2002 |
| Nick Polk | 2011 |
| Cal Snowden | 1972-73 |
| Shane Wynn | 2015 |

LOS ANGELES RAMS

Draft Choices

| Yr. | Rd.-Pk. | Name, Pos. |
|------|---------|---------------------|
| 1937 | 6-60 | Chris Del Sasso, T |
| 1938 | 1-1 | Corbett Davis, B |
| 1939 | 10-83 | Frank Petrick, E |
| 1939 | 20-183 | Paul Graham, B |
| 1941 | 19-174 | Harold Hursh, B |
| 1947 | 19-173 | Jimmy Dewar, B |
| 1959 | 24-285 | Tom Campbell, B |
| 1978 | 10-273 | Charles Peal, T |
| 1991 | 12-312 | Ernie Thompson, RB |
| 1992 | 4-87 | Shawn Harper, T |
| 2006 | 4-113 | Victor Adeyanju, DE |
| 2010 | 2-33 | Rodger Saffold, T |

All-Time Roster

| | |
|------------------|---------------|
| Victor Adeyanju | 2006-09 |
| Trent Green | 1999-2000, 08 |
| Ernie Jones | 1993 |
| Ted Karras | 1966 |
| Rodger Saffold | 2010-18 |
| Pete Stoyanovich | 2000 |
| Anthony Thompson | 1992-93 |
| Ernie Thompson | 1991-92 |

MIAMI DOLPHINS

Draft Choices

| Yr. | Rd.-Pk. | Name, Pos. |
|------|---------|---------------------|
| 1968 | 1-27 | Doug Crusan, T |
| 1985 | 10-279 | Mike Pendleton, DB |
| 1989 | 8-203 | Pete Stoyanovich, K |
| 1995 | 2-53 | Andrew Greene, G |

All-Time Roster

| | |
|------------------|-----------|
| Terry Cole | 1971 |
| Doug Crusan | 1968-74 |
| Earl Faison | 1966 |
| Dan Feeney | 2023 |
| Trent Green | 2007 |
| Andrew Greene | 1995 |
| Aaron Halterman | 2006-2007 |
| Gibran Hamdan | 2007 |
| Jordan Howard | 2020 |
| Chris Liwienski | 2007 |
| Andrew McDonald | 2012 |
| Eric Moore | 1995 |
| Adewale Ogunleye | 2000-03 |
| Pete Stoyanovich | 1989-95 |
| Marcus Thigpen | 2012-14 |

MINNESOTA VIKINGS

Draft Choices

| Yr. | Rd.-Pk. | Name, Pos. |
|------|---------|-----------------|
| 1971 | 10-258 | Chris Morris, G |
| 1987 | 10-267 | Bob Riley, T |

All-Time Roster

| | |
|------------------------|--------------|
| Dan Feeney | 2024- |
| Chris Liwienski | 1998-04 |
| Mike McCurry | 1987 |
| Mike Rabold | 1961-62 |
| Van Waiters | 1992 |
| Jaylin Williams | 2023- |

NEW ENGLAND PATRIOTS

Draft Choices

| Yr. | Rd.-Pk. | Name, Pos. |
|------|---------|-------------------|
| 1976 | 11-298 | Donnie Thomas, LB |

All-Time Roster

| | |
|-----------------|---------|
| Harry Jagielski | 1960-61 |
| Charley Leo | 1960-62 |
| Eric Stolberg | 1971 |
| Chris Taylor | 2009 |
| Marcus Thigpen | 2014 |
| Donnie Thomas | 1976 |

NEW ORLEANS SAINTS

Draft Choices

| Yr. | Rd.-Pk. | Name, Pos. |
|------|---------|-------------------|
| 1977 | 9-231 | Dave Knowles, T |
| 1992 | 1-21 | Vaughn Dunbar, RB |
| 2008 | 2-40 | Tracy Porter, CB |

All-Time Roster

| | |
|-------------------|------------|
| Simmie Cobbs Jr. | 2018 |
| Stacey Dawsey | 1987 |
| Vaughn Dunbar | 1992-95 |
| Jordan Howard | 2022 |
| Herana-Daze Jones | 2009 |
| David Knowles | 1977 |
| Babe Laufenberg | 1986 |
| Chris Morris | 1975 |
| Tracy Porter | 2008-11 |
| Nate Ramsey | 1973 |
| Bobby Richardson | 2015-16 |
| Courtney Roby | 2008-12 |
| Chris Taylor | 2010-11 |
| Dave Whitsett | 1967-69 |
| Marv Woodson | 1969 |
| Shane Wynn | 2015, 2018 |

NEW YORK GIANTS

Draft Choices

| Yr. | Rd.-Pk. | Name, Pos. |
|------|---------|----------------------|
| 1944 | 1-6 | Billy Hillenbrand, B |
| 1947 | 3-22 | John Cannady, C |
| 1947 | 11-94 | Bob Hoernschmeyer, B |
| 1949 | 16-155 | Jerry Morrical, T |
| 1961 | 9-123 | Moses Gray, T |
| 1976 | 8-221 | John Jordan, DT |
| 1988 | 1-10 | Eric Moore, G |
| 1988 | 10-259 | Eric Hickerson, DB |
| 1994 | 1-24 | Thomas Lewis, WR |
| 2011 | 4-117 | James Brewer, T |
| 2022 | 5-146 | Micah McFadden, LB |

All-Time Roster

| | |
|-----------------------|--------------|
| Cliff Anderson | 1953 |
| Ryder Anderson | 2022- |
| James Brewer | 2011-14 |
| John Cannady | 1947-54 |
| Frank Filchock | 1946 |
| Mike Friede | 1980 |
| John Johnson | 1969 |
| Cody Latimer | 2018-19 |
| Thomas Lewis | 1994-97 |
| Wes Martin | 2021 |
| Micah McFadden | 2022- |
| Eric Moore | 1988-93 |

NEW YORK JETS

Draft Choices

| Yr. | Rd.-Pk. | Name, Pos. |
|------|---------|-----------------------|
| 1973 | 9-222 | Robert Spicer, LB |
| 1974 | 1-6 | Carl Barzilauskas, DT |

All-Time Roster

| | |
|-------------------------------|--------------|
| Carl Barzilauskas | 1974-77 |
| James Brewer | 2015 |
| Tevin Coleman | 2021 |
| Dan Feeney | 2021-22 |
| Marcus Floyd | 2002 |
| Moses Gray | 1961-62 |
| Ken Hollister | 1966 |
| Marcelino McCrary-Ball | 2023- |
| John Paci | 1996-97 |
| Rodger Saffold | 2023 |
| Rob Spicer | 1973 |
| Dan Stryzinski | 2003 |
| Shane Wynn | 2015 |

PHILADELPHIA EAGLES

Draft Choices

| Yr. | Rd.-Pk. | Name, Pos. |
|------|---------|-------------------|
| 1945 | 5-41 | Pete Pihos, WR |
| 1946 | 26-248 | Ben Raimondi, B |
| 1948 | 29-273 | Rex Grossman, B |
| 1963 | 14-186 | Nate Ramsey, B |
| 1963 | 19-256 | Mike Wasdovich, G |
| 1966 | 1-4 | Randy Beisler, DE |
| 1967 | 5-114 | Bob Van Pelt, C |
| 1973 | 8-184 | Dan Lintner, DB |
| 1985 | 1-9 | Kevin Allen, T |
| 1986 | 12-325 | Bobby Howard, RB |

All-Time Roster

| | |
|-------------------|------------|
| Kevin Allen | 1985 |
| Ian Beckles | 1997-98 |
| Randy Beisler | 1966-68 |
| Troy Drake | 1995-97 |
| Pita Elisara | 2001 |
| Jordan Howard | 2019, 2021 |
| Don Luft | 1954 |
| Tiawan Mullen | 2023 |
| Pete Pihos | 1947-55 |
| Nate Ramsey | 1963-72 |
| Nate Sudfeld | 2017-20 |
| George Talaiferro | 1955 |

PITTSBURGH STEELERS

Draft Choices

| Yr. | Rd.-Pk. | Name, Pos. |
|------|---------|--------------------------|
| 1938 | 2-14 | Frank Filchock, B |
| 1941 | 11-93 | Emil Uremovich, T |
| 1948 | 10-82 | Dick Deranek, B |
| 1957 | 21-246 | Gene Cichowski, QB |
| 1961 | 16-215 | Wilbert Scott, B |
| 1973 | 6-154 | Glen Skolnick, WR |
| 1984 | 1-23 | Duane Gunn, WR |
| 1995 | 5-161 | Lance Brown, CB |
| 2002 | 2-62 | Antwaan Randle El, QB/WR |

All-Time Roster

| | |
|-------------------|-------------|
| Rich Badar | 1967 |
| Lance Brown | 1995, 98-00 |
| Gene Cichowski | 1957 |
| Terry Cole | 1970 |
| Frank Filchock | 1938 |
| Nolan Harrison | 1997-99 |
| Tim Jordan | 1992-93 |
| Ted Karras | 1958-59 |
| Antwaan Randle El | 2002-05, 10 |
| Eddie Rucinski | 1944 |
| Charlie Scales | 1960-61 |
| Tegray Scales | 2020-21 |
| Glenn Skolnick | 1973 |
| Wilbert Scott | 1961 |
| Dan Stryzinski | 1990-91 |
| Marv Woodson | 1964-69 |

SAN FRANCISCO 49ERS

Draft Choices

| Yr. | Rd.-Pk. | Name, Pos. |
|------|---------|---------------------|
| 1958 | 13-151 | Jim Yore, B |
| 1969 | 4-86 | Jim Sniadecki, LB |
| 1970 | 2-48 | John Isenbarger, RB |
| 1973 | 5-112 | Mike Fulk, LB |

All-Time Roster

| | |
|------------------------|-------------|
| Randy Beisler | 1969-74 |
| Tevin Coleman | 2019-20, 22 |
| Gibran Hamdan | 2006 |
| John Isenbarger | 1970-73 |
| Tim Jordan | 1995 |
| Marcelino McCrary-Ball | 2022, 23 |
| Craig Osika | 2002 |
| Jim Sniadecki | 1969-73 |
| Nate Sudfeld | 2021 |

SEATTLE SEAHAWKS
Draft Choices

| Yr. | Rd.-Pk. | Name, Pos. |
|------|---------|----------------|
| 1979 | 2-45 | Joe Norman, LB |

All-Time Roster

| | |
|-----------------|-------------|
| Jerry Dorsey | 2001 |
| Joey Eloms | 1998-99 |
| Andrew Greene | 1998 |
| Gibran Hamdan | 2006 |
| Andrew McDonald | 2014 |
| Joe Norman | 1979-81, 83 |
| Kemp Rasmussen | 2006 |

TAMPA BAY BUCCANEERS
Draft Choices

| Yr. | Rd.-Pk. | Name, Pos. |
|------|---------|----------------|
| 1990 | 5-114 | Ian Beckles, G |

All-Time Roster

| | |
|---------------------|--------------|
| Ian Beckles | 1990-96 |
| Ted Bolser | 2014 |
| Luke Haggard | 2023- |
| Bobby Howard | 1988-88 |
| Larry Jameson | 1976 |
| Steve Lee | 1998 |
| Tegray Scales | 2020 |
| Justin Smith | 2003 |
| Dan Stryzinski | 1992-94 |
| Marcus Thigpen | 2014 |

TENNESSEE TITANS
Draft Choices

| Yr. | Rd.-Pk. | Name, Pos. |
|------|---------|-------------------|
| 1991 | 2-28 | Mike Dumas, FS |
| 2005 | 3-68 | Courtney Roby, WR |

All-Time Roster

| | |
|------------------------------|--------------|
| Mike Dumas | 1991-93 |
| Courtney Roby | 2005-06 |
| Rodger Saffold | 2019-21 |
| Nick Westbrook-Ikhine | 2020- |

WASHINGTON COMMANDERS
Draft Choices

| Yr. | Rd.-Pk. | Name, Pos. |
|------|---------|---------------------|
| 1948 | 14-118 | Harry Jagade, B |
| 1949 | 25-248 | Nick Sebek, B |
| 1950 | 21-266 | Cas Witucki, G |
| 1954 | 7-80 | Harry Jagielski, T |
| 1957 | 15-177 | Brad Bomba, E |
| 1965 | 8-105 | Don Croftcheck, G |
| 1974 | 13-332 | Stu O'Dell, LB |
| 1976 | 14-393 | Quinn Buckner, DB |
| 1983 | 6-168 | Babe Laufenberg, QB |
| 2003 | 7-232 | Gibran Hamdan, QB |
| 2014 | 7-214 | Ted Bolser, TE |
| 2016 | 6-187 | Nate Sudfeld, QB |
| 2019 | 4-131 | Wes Martin, OL |

All-Time Roster

| | |
|-------------------|----------------|
| John Aveni | 1961 |
| Ted Bolser | 2014 |
| Gene Cichowski | 1958-59 |
| Simmie Cobbs Jr. | 2018 |
| Don Croftcheck | 1965-66 |
| Troy Drake | 1998-00 |
| Pita Elisara | 2003 |
| Frank Filchok | 1938-41, 44-45 |
| Trent Green | 1995-1998 |
| Gibran Hamdan | 2003 |
| Nolan Harrison | 2000 |
| Harry Jagielski | 1956 |
| Babe Laufenberg | 1983-85 |
| Bill Malinchak | 1970-74, 1976 |
| Wes Martin | 2019-21, 22 |
| Eric Matthews | 1998 |
| Lamar Mills | 1994 |
| Stu O'Dell | 1974-76 |
| John Paci | 1999 |
| Tracy Porter | 2014 |
| Antwaan Randle El | 2006-09 |
| Bobby Richardson | 2016 |
| Nick Sebek | 1950 |
| Nate Sudfeld | 2016 |
| Casmir Witucki | 1950-51, 53-56 |

- Current NFL players in bold

ALL-TIME HOOSIERS IN THE PROS

A

| | |
|-----------------------|---|
| Abe Adams | Detroit (1949) |
| Victor Adeyemi | St. Louis (2006-09); Cincinnati (2010) |
| Frank Allen | Muncie (1921) |
| Kevin Allen | Philadelphia (1985) |
| Victor Allotey | Buffalo (1998-00); Kansas City (2001-04) |
| Joe Amstutz | Cleveland (1957) |
| Cliff Anderson | Chicago (1952-53); New York Giants (1953) |
| Ryder Anderson | New York Giants (2022-) |
| John Andrews | San Diego (1972); Baltimore (1973-74) |
| John Aveni | Chicago (1959-60); Washington (1961) |

B

| | |
|-------------------|---|
| Rich Badar | Pittsburgh (1967) |
| Jamie Baisley | Jacksonville (2000) |
| Carl Barzilauskas | New York Jets (1974-77); Green Bay (1978-79) |
| Ian Beckles | Tampa Bay (1990-96); Philadelphia (1997-98); Denver (2000) |
| Randy Beisler | Philadelphia (1966-68); San Francisco (1969-74); Kansas City (1975) |
| Ed Bell | Green Bay (1947-49) |
| Leonard Bell | Cincinnati (1987) |
| Chuck Bennett | Portsmouth (1930); Chicago (1933) |
| Dan Bernoske | Louisville (1926) |
| Larry Black Jr. | Cincinnati (2013-14) |
| Ted Bolser | Washington (2014); Tampa Bay (2014); Arizona (2014) |
| Nate Borden | Green Bay (1955-59); Dallas (1960-61); Buffalo (1962) |
| Nate Borders | Cincinnati (1987) |
| Steve Bradley | Chicago (1987) |
| James Brewer | New York Giants (2011-14); New York Jets (2015) |
| Howard Brown | Detroit (1948-50) |
| Lance Brown | Pittsburgh (1995 (98-00); Arizona (1995-96); Buffalo (2001) |
| Mike Bucchianeri | Green Bay (1941, 44-45) |

C

| | |
|---------------------|--|
| Milt Campbell | Cleveland (1957) |
| John Cannady | New York Giants (1947-54) |
| Andre Carter | Jacksonville (2024-) |
| Aaron Casey | Cincinnati (2024-) |
| Jermaine Chaney | Indianapolis (1999) |
| Gene Cichowski | Pittsburgh (1957); Washington, 1958-59) |
| Simmie Cobbs Jr. | Washington (2018); New Orleans (2018) |
| Terry Cole | Baltimore (1968-69); Pittsburgh (1970); Miami (1971) |
| Tevin Coleman | Atlanta (2015-18); San Francisco (2019-20); New York Jets (2021); San Francisco (2022) |
| Michael Cooper | Washington (2016) |
| Chris Covington | Dallas (2018-19); Indianapolis (2020) |
| Bob Cowan | Cleveland (1947-48); Baltimore (1949) |
| Don Croftcheck | Washington (1965-66); Chicago (1967) |
| Doug Crusan | Miami (1968-74) |

D

| | |
|----------------|---|
| Corby Davis | Cleveland (1938-39, 41-42) |
| Ed (Doc) Davis | Muncie (1920); Dayton (1920-21); Columbus (1921-22) |
| Nathan Davis | Atlanta (1997); Dallas (1998-99); Denver (2000) |
| Stacey Dawsey | New Orleans (1987) |
| Enoch DeMar | Cleveland (2003-04) |
| Jim Dewar | Cleveland (1947) |
| Kris Dielman | San Diego (2003-11) |
| Chris Dittoe | Detroit (1997-98) |
| Jerry Dorsey | Seattle (2001) |
| Tandon Doss | Baltimore (2011-13); Jacksonville (2014-15) |
| Troy Drake | Philadelphia (1995-97); Washington (1998-00) |
| Mike Dumas | Houston (1991-93); Buffalo (1994); Jacksonville (1995); San Diego (1996-00); Chicago (2001) |
| Vaughn Dunbar | New Orleans (1992-95); Jacksonville (1995) |

E

| | |
|--------------|--|
| Pita Elisara | Philadelphia (2001); Washington (2003) |
| Joey Eloms | Seattle (1998-99) |

F

| | |
|-------------------|---|
| Earl Faison | San Diego (1961-66); Miami (1966) |
| Dan Feeney | Los Angeles Chargers (2017-20); New York Jets (2021-22); Miami (2023); Minnesota (2024-) |
| Frank Filchcock | Pittsburgh (1938); Washington (1938-41 (44-45); New York Giants (1946); Baltimore (1950) |
| George Fisher | Hammond (1926) |
| Marcus Floyd | New York Jets (2002); Buffalo (2002-03); Carolina (2004) |
| Mike Friede | Detroit (1980); New York Giants (1980) |
| Ty Fryfogle | Dallas (2022); Kansas City (2023) |

G

| | |
|-----------------|--|
| Versie Gaddis | Detroit (2001) |
| Chris Gall | Kansas City (2000); Green Bay (2001) |
| Chris Gartner | Cleveland (1974) |
| Gene Gedman | Detroit (1953 (56-58) |
| Dan Godsil | Cincinnati (2020) |
| John Goldsberry | Chicago (1949-50) |
| Alex Green | Dallas (1987) |
| Trent Green | San Diego (1993); Washington (1995-1998); St. Louis (1999-00, 08); Kansas City (2001-06); Miami (2007) |
| Andrew Greene | Miami (1995); Seattle (1998) |
| Mel Groomes | Detroit (1948-49) |
| Rex Grossman | Baltimore (1948-1950); Detroit (1950) |

H

| | |
|--------------------------|---|
| Bob Haak | Brooklyn (1939) |
| Luke Haggard | Tampa Bay (2023-) |
| Aaron Halterman | San Diego (2006); Indianapolis (2006); Miami (2006-07) |
| Gibran Hamdan | Washington (2003); San Francisco (2006); Seattle (2006); Buffalo (2007-09) |
| Frank (Duke) Hanny | Chicago (1923-27); Providence (1928-29); Portsmouth (1930); Green Bay (1930) |
| James Hardy | Buffalo (2008-09) |
| Ray Harper | Louisville (1921) |
| Shawn Harper | Indianapolis (1995) |
| Noian Harrison | Los Angeles Raiders (1991-94); Oakland (1995-96); Pittsburgh (1997-99); Washington (2000) |
| Russ Hathaway | Muncie (1920); Dayton (1920-24); Canton (1922); Pottsville (1925-26); Buffalo (1927) |
| Peyton Hendershot | Dallas (2022-) |
| Wally Hess | Hammond (1920-25); Kenosha (1924) |
| Billy Hillenbrand | Chicago (1946-47); Baltimore (1947-48) |
| Bob Hoernschemeyer | Chicago (1946-47); Brooklyn (1947-48); Chicago (1949); Detroit (1950-55) |
| De'Wayne Hogan | Indianapolis (2001) |
| Ken Hollister | New York Jets (1966) |
| Stephen Houston | Baltimore (2016) |
| Bobby Howard | Tampa Bay (1986-88) |
| Jordan Howard | Chicago (2016-18); Philadelphia (2019); Miami (2020); Philadelphia (2021); New Orleans (2022) |
| Lynn (Tubby) Howard | Green Bay (1921-22) |
| Vern Huffman | Detroit (1937-38) |

I

| | |
|-----------------|-------------------------|
| John Isenbarger | San Francisco (1970-73) |
|-----------------|-------------------------|

| J | |
|---------------------|---|
| Harry (Chic) Jagade | Baltimore (1949); Cleveland (1951-53); Chicago (1954-55) |
| Harry Jagielski | Chicago (1956); Washington (1956); Boston (1960-61); Oakland (1961) |
| Larry Jameson | Tampa Bay (1976) |
| Jamar Johnson | Denver (2021) |
| John Johnson | Chicago (1963-68); New York Giants (1969) |
| Ken Johnson | Cincinnati (1971-77) |
| Caleb Jones | Green Bay (2022-) |
| Cam Jones | Kansas City (2023-) |
| Ernie Jones | Phoenix (1988-92); Los Angeles Rams (1993) |
| Herana-Daze Jones | Cincinnati (2006-08); Denver (2008); New Orleans (2009) |
| Robert Jones | Green Bay (1934) |
| Tim Jordan | Phoenix (1989-91); Pittsburgh (1992-93); San Francisco (1995) |
| Walter Jurkiewicz | Detroit (1946) |

| K | |
|------------------|--|
| Ted Karras | Pittsburgh (1958-59); Chicago (1960-64); Detroit (1965); Los Angeles Rams (1966) |
| George Karstens | Detroit (1949) |
| Jammie Kirlew | Jacksonville (2011) |
| Brandon Knight | Dallas (2019-21) |
| David Knowles | New Orleans (1977) |
| Rudy Kuechenberg | Chicago (1967-69); Cleveland (1970); Green Bay (1970); Atlanta (1971) |

| L | |
|-----------------|--|
| Darius Latham | Oakland (2016-17) |
| Cody Latimer | Denver (2014-17); New York Giants (2018-19) |
| Babe Laufenberg | Washington (1983-85); San Diego (1985); New Orleans (1986); Dallas (1989-90) |
| Raheem Layne | Los Angeles Chargers (2022-23) |
| Steve Lee | Tampa Bay (1998) |
| Charley Leo | Boston (1960-62); Buffalo (1963) |
| John Leonard | Chicago (1922-23) |
| Thomas Lewis | New York Giants (1994-97); Chicago (1998); San Diego (1999) |
| Ted Livingstone | Cleveland (1937-40) |
| Chris Liwinski | Minnesota (1998-04); Arizona (2006); Miami (2007) |
| Jim Logan | Chicago (1942-43) |
| Don Luft | Philadelphia (1954) |

| M | |
|-------------------------------|--|
| Stu MacLean | Louisville (1921) |
| Bill Malinchak | Detroit (1966-69); Washington (1970-74, 76) |
| Larry Marks | Akron (1926); New York Yankees (1927); Green Bay (1928) |
| Wes Martin | Washington (2019-21, 22); New York Giants (2021); Cleveland (2023) |
| Charlie Mathys | Hammond (1921); Green Bay (1922-26) |
| Eric Matthews | Green Bay (1996-97); Washington (1998) |
| Matt Mayberry | Chicago (2010) |
| Bill McCaw | Racine (1923) |
| Hurvin McCormack | Dallas (1994-98); Cleveland (1999-00) |
| Robert McCray III | Kansas City (2018); Cleveland (2019) |
| Marcelino McCrary-Ball | San Francisco (2022-23); New York Jets (2023-) |
| Mike McCurry | Minnesota (1987) |
| Andrew McDonald | Miami (2012); Carolina (2013-14); Seattle (2014); Indianapolis (2014); Cleveland (2014-15); San Diego (2015); Houston (2015) |
| Michah McFadden | New York Giants (2022-) |
| Lou Mihajlovich | Los Angeles Rams (1948); Green Bay (1954) |
| Lamar Mills | Washington (1994) |
| Eric Moore | New York Giants (1988-93); Cincinnati (1994); Cleveland (1995); Miami (1995) |
| Chris Morris | Cleveland (1972-73); New Orleans (1975) |
| Tiawan Mullen | Los Angeles Chargers (2023); Philadelphia (2023) |

| N | |
|---------------|--|
| Joe Norman | Seattle (1979-81, 83) |
| Torn Nowatzke | Detroit (1965-69); Baltimore (1970-72) |

| O | |
|------------------|---|
| Stu O'Dell | Washington (1974-76); Baltimore (1978) |
| Adewale Ogunleye | Miami (2000-03); Chicago (2004-09); Houston (2010) |
| Vince Oliver | Chicago (1945) |
| Craig Osika | San Francisco (2002); San Diego (2002); Cleveland (2003-04) |

| P | |
|--------------|--|
| John Paci | New York Jets (1996-97); Washington (1999) |
| Pete Pihos | Philadelphia (1947-55) |
| Nick Polk | San Diego (2011) |
| Tracy Porter | New Orleans (2008-11); Denver (2012); Oakland (2013); Washington (2014); Chicago (2015-16) |

| R | |
|-------------------|--|
| Mike Rabold | Detroit (1959); St. Louis (1960); Minnesota (1961-62); Chicago (1963-67) |
| Ben Raimondi | New York Yankees (1947) |
| Nate Ramsey | Philadelphia (1963-72); New Orleans (1973) |
| Antwaan Randle El | Pittsburgh (2002-05 (10)); Washington (2006-09) |
| Clare Randolph | Chicago (1930); Portsmouth (1931-33); Detroit (1934-36); |
| Amby Rascher | Portsmouth (1932) |
| Kemp Rasmussen | Carolina (2002-05); Seattle (2006) |
| Bob Ravensberg | Chicago (1948-49) |
| Adam Replogle | Atlanta (2013-14) |
| Bobby Richardson | New Orleans (2015-16); Washington (2016 (|
| | Kansas City (2016) |
| Bob Riley | Cincinnati (1981) |
| Carroll Ringwalt | Portsmouth (1930); Frankfurt (1937) |
| Elliott Risley | Hammond (1921-23) |
| Craig Robeen | Indianapolis (2000) |
| Courtney Roby | Tennessee (2005-06); Cincinnati (2007); Indianapolis (2008); New Orleans (2008-12); Atlanta (2014) |
| Eddie Rucinski | Brooklyn (1941-42); Chicago (1943-46); Pittsburgh (1944) |

| S | |
|---------------------|---|
| Lou Saban | Cleveland (1946-49) |
| Rodger Saffold | St. Louis/Los Angeles Rams (2010-18); Tennessee (2019-21); Buffalo (2022); New York Jets (2023); Cleveland (2023) |
| Charlie Scales | Pittsburgh (1960-61); Cleveland (1962-65); Atlanta (1966) |
| Tegray Scales | Indianapolis (2018); Tampa Bay (2020); Pittsburgh (2020); Cincinnati (2021-22); Pittsburgh (2021) |
| Glenn Scolnik | Pittsburgh (1973) |
| Stevie Scott III | Arizona (2023) |
| Wilbert Scott | Pittsburgh (1961) |
| Nick Sebek | Washington (1950) |
| Bob Sikora | Cleveland (1984) |
| Bob Skoronski | Green Bay (1956 (59-68) |
| Eric Smedley | Buffalo (1996-99) |
| Alex Smith | Indianapolis (1997); Baltimore (1997) |
| Justin Smith | Tampa Bay (2003) |
| Jim Sniadecki | San Francisco (1969-73) |
| Cal Snowden | St. Louis (1969-70); Buffalo (1971); San Diego (1972-73) |
| Isaac Sowell | Cleveland (2006-08) |
| Rob Spicer | New York Jets (1973) |
| Jason Spriggs | Green Bay (2016-19); Chicago (2020); Atlanta (2021) |
| Simon Stepaniak | Green Bay (2020) |
| Eric Stolberg | New England (1971) |
| Pete Stoyanovich | Miami (1989-95); Kansas City (1996-00); St. Louis (2000) |
| Dan Strzyzinski | Pittsburgh (1990-91); Tampa Bay (1992-94); Atlanta (1995-00); Kansas City (2001-02); New York Jets (2003) |
| Nate Sudfeld | Washington (2016); Philadelphia (2017-20); San Francisco (2021); Detroit (2021-) |
| Kywin Supernaw | Detroit (1998-01) |

| T | |
|-------------------|--|
| George Taliaferro | Los Angeles Rams (1949); New York Yankees (1950-51); Dallas (1952); Baltimore (1953-54); Philadelphia (1955) |
| John Tavener | Miami (1946) |
| Chris Taylor | Houston (2006-08); New England (2009); New Orleans (2010-11) |
| Marcus Thigpen | Miami (2012-14); New England (2014); Tampa Bay (2014); Buffalo (2014); Indianapolis (2015); Oakland (2015); Buffalo (2015) |
| Donnie Thomas | New England (1976) |
| Ian Thomas | Carolina (2018-) |
| Anthony Thompson | Phoenix (1990-92); Los Angeles Rams (1992-93) |
| Ernie Thompson | Los Angeles Rams (1991-92); Kansas City (1993) |
| Joe Tofil | Brooklyn (1942) |

| U | |
|----------------|--|
| Emil Uremovich | Detroit (1941-42, 45-46); Chicago (1948) |

| W | |
|------------------------------|--|
| Van Waiters | Cleveland (1988-91); Minnesota (1992) |
| Craig Walls | Buffalo (1987) |
| Damon Watts | Indianapolis (1994-97) |
| Nick Westbrook-Ikhine | Tennessee (2020-) |
| Gene White | Buffalo (1946) |
| Dave Whitsell | Detroit (1958-60); Chicago (1961-66); New Orleans (1967-69) |
| Bernard Whittington | Indianapolis (1994-2000); Cincinnati (2002) |
| Elmer Wilkins | Green Bay (1925) |
| Aaron Williams | Arizona (1999) |
| Clay Williams | Indianapolis (1997-99); Atlanta (1999-2000) |
| Jaylin Williams | Minnesota (2023-) |
| Travis Williams | Evansville (1921-22) |
| Trevor Wilmot | Indianapolis (1995) |
| Casimir (Slug) Witucki | Washington (1950-51, 53-56) |
| Marv Woodson | Pittsburgh (1964-69); New Orleans (1969) |
| Shane Wynn | New York Jets (2015); San Diego (2015); New Orleans (2015); Jacksonville (2016-17); New Orleans (2018) |

| Z | |
|------------|---------------------------------------|
| Joe Zeller | Green Bay (1932); Chicago (1938) |
| Bob Zimny | Chicago (1945-49) |
| Dick Zoll | Cleveland (1937-38); Green Bay (1939) |

HOOSIERS ON FORMER NFL TEAMS

AKRON INDIANS

| All-Time Roster | |
|-----------------|------|
| Larry Marks | 1926 |

BROOKLYN DODGERS

| Draft Choices | | |
|---------------|---------|-------------------|
| Yr. | Rd.-Pk. | Name, Pos. |
| 1939 | 2-15 | Bob Haak, T |
| 1941 | 6-49 | Eddie Rucinski, E |
| 1944 | 28-287 | Bob Zimny, T |

| All-Time Roster | |
|--------------------|---------|
| Bob Haak | 1939 |
| Bob Hoernschemeyer | 1947-48 |
| Eddie Rucinski | 1941-42 |
| Joe Tofil | 1942 |

BUFFALO BISON

| All-Time Roster | |
|-----------------|------|
| Russ Hathaway | 1927 |
| Gene White | 1946 |

CANTON BULLDOGS

| All-Time Roster | |
|-----------------|------|
| Russ Hathaway | 1922 |

CHICAGO HORNETS

| All-Time Roster | |
|--------------------|------|
| Bob Hoernschemeyer | 1949 |

CHICAGO ROCKETS

| All-Time Roster | |
|--------------------|---------|
| Billy Hillenbrand | 1946-47 |
| Bob Hoernschemeyer | 1946-47 |
| Emil Uremovich | 1948 |

COLUMBUS PANHANDLES

| All-Time Roster | |
|-----------------|---------|
| Ed (Doc) Davis | 1921-22 |

DAYTON TRIANGLES

| All-Time Roster | |
|-----------------|---------|
| Ed (Doc) Davis | 1920-21 |
| Russ Hathaway | 1920-24 |

EVANSVILLE CRIMSON GIANTS

| All-Time Roster | |
|-----------------|---------|
| Travis Williams | 1921-22 |

FRANKFORT YELLOW JACKETS

| All-Time Roster | |
|------------------|------|
| Carroll Ringwalt | 1931 |

HAMMOND PROS

| All-Time Roster | |
|-----------------|---------|
| George Fisher | 1926 |
| Wally Hess | 1920-25 |
| Charlie Mathys | 1921 |
| Elliott Risley | 1921-23 |

KENOSHA MAROONS

| All-Time Roster | |
|-----------------|------|
| Wally Hess | 1924 |

LOS ANGELES DONS

| All-Time Roster | |
|-------------------|------|
| Lou Mihajlovich | 1948 |
| George Taliaferro | 1949 |

LOUISVILLE BRECKS

| All-Time Roster | |
|-----------------|------|
| Dan Bernoske | 1926 |
| Ray Harper | 1921 |
| Stu MacLean | 1921 |

MIAMI SEAHAWKS

| All-Time Roster | |
|-----------------|------|
| John Tavener | 1946 |

MUNCIE FLYERS

| All-Time Roster | |
|-----------------|------|
| Frank Allen | 1921 |
| Ed (Doc) Davis | 1920 |
| Russ Hathaway | 1920 |

NEW YORK TITANS

| All-Time Roster | |
|-----------------|---------|
| Moses Gray | 1961-62 |

NEW YORK YANKEES

| All-Time Roster | |
|-------------------|---------|
| Larry Marks | 1927 |
| Ben Raimondi | 1947 |
| George Taliaferro | 1950-51 |

POTTSVILLE MAROONS

| All-Time Roster | |
|-----------------|---------|
| Russ Hathaway | 1925-26 |

PROVIDENCE STEAM ROLLERS

| All-Time Roster | |
|--------------------|---------|
| Frank (Duke) Hanny | 1928-29 |

RACINE LEGION

| All-Time Roster | |
|-----------------|------|
| Bill McCaw | 1923 |

ALL-TIME DRAFT PICKS

| Year | Rd. | Sel. | Player | Pos. | Team | Year | Rd. | Sel. | Player | Pos. | Team |
|------|-----|------|-----------------------|------|---------------------|------|-----|------|--------------------|------|---------------------|
| 1936 | 6 | 51 | Antonini, Ettore | E | Chicago Cardinals | 1963 | 18 | 249 | Slabough, Jeff | E | Chicago |
| 1937 | 3 | 27 | Huffman, Vern | B | Detroit | 1963 | 19 | 256 | Wasdovich, Mike | G | Philadelphia |
| 1937 | 6 | 60 | Del Sasso, Chris | T | Cleveland Rams | 1964 | 1 | 8 | Woodson, Marv | DB | Baltimore Colts |
| 1938 | 1 | 1 | Davis, Corbett | B | Cleveland Rams | 1965 | 1 | 11 | Nowatzke, Tom | RB | Detroit |
| 1938 | 2 | 14 | Filchock, Frank | B | Pittsburgh | 1965 | 8 | 105 | Croftcheck, Don | G | Washington |
| 1938 | 9 | 76 | Sirtosky, Jim | B | Detroit | 1966 | 1 | 4 | Brisler, Randy | DE | Philadelphia |
| 1938 | 11 | 95 | Kenderdine, Bob | E | Chicago Cardinals | 1966 | 3 | 39 | Malinchak, Bill | WR | Detroit |
| 1939 | 2 | 15 | Haak, Bob | T | Brooklyn | 1966 | 12 | 171 | Hollister, Ken | T | Atlanta |
| 1939 | 10 | 83 | Petrick, Frank | E | Cleveland Rams | 1966 | 20 | 299 | Gallagher, Tom | DE | St. Louis Cardinals |
| 1939 | 20 | 183 | Graham, Paul | B | Cleveland Rams | 1967 | 5 | 114 | Van Pelt, Bob | C | Philadelphia |
| 1941 | 6 | 49 | Rucinski, Eddie | E | Brooklyn | 1968 | 1 | 27 | Crusan, Doug | T | Miami |
| 1941 | 11 | 93 | Uremovich, Emil | T | Pittsburgh | 1968 | 9 | 242 | Cole, Terry | RB | Baltimore Colts |
| 1941 | 19 | 174 | Hursh, Harold | B | Cleveland Rams | 1968 | 16 | 425 | Marks, Brown | LB | Cincinnati |
| 1942 | 15 | 139 | Trimble, Jim | T | Green Bay | 1969 | 4 | 86 | Sniadecki, Jim | LB | San Francisco |
| 1943 | 15 | 133 | Doloway, Earl | B | Chicago Cardinals | 1969 | 9 | 227 | Snowden, Calvin | DE | St. Louis Cardinals |
| 1944 | 1 | 6 | Hillenbrand, Billy | B | New York Giants | 1969 | 16 | 391 | Kirk, Robert | G | Buffalo |
| 1944 | 4 | 28 | Tavener, Jack | C | Chicago Cardinals | 1970 | 2 | 48 | Isenbarger, John | RB | San Francisco |
| 1944 | 10 | 88 | Saban, Lou | B | Chicago Cardinals | 1970 | 6 | 147 | Butcher, Jade | WR | Atlanta |
| 1944 | 24 | 244 | Jacoby, Chuck | B | Detroit | 1970 | 17 | 440 | Stolberg, Eric | WR | Los Angeles Raiders |
| 1944 | 28 | 287 | Zimny, Bob | T | Brooklyn | 1971 | 5 | 130 | Andrews, John | TE | Baltimore Colts |
| 1944 | 31 | 319 | Deal, Russ | G | Green Bay | 1971 | 10 | 258 | Morris, Chris | G | Minnesota |
| 1945 | 5 | 41 | Pihos, Pete | WR | Philadelphia | 1972 | 14 | 341 | Porter, Steve | WR | Cincinnati |
| 1945 | 12 | 111 | Cowan, Bob | B | Chicago Cardinals | 1973 | 5 | 112 | Fulk, Mike | LB | San Francisco |
| 1945 | 16 | 154 | Cannady, John | B | Chicago Cardinals | 1973 | 6 | 154 | Skolnik, Glen | WR | Pittsburgh |
| 1946 | 22 | 206 | Brown, Howard | G | Green Bay | 1973 | 8 | 184 | Lintner, Dan | DB | Philadelphia |
| 1946 | 26 | 248 | Raimondi, Ben | B | Philadelphia | 1973 | 9 | 222 | Spicer, Robert | LB | New York Jets |
| 1947 | 3 | 22 | Cannady, John | C | New York Giants | 1973 | 15 | 380 | McNulty, Ted | QB | Cincinnati |
| 1947 | 6 | 41 | Raimondi, Ben | B | Chicago Cardinals | 1974 | 1 | 6 | Barzilauskas, Carl | DT | New York Jets |
| 1947 | 11 | 94 | Hoernschemeyer, Bob | B | New York Giants | 1974 | 13 | 332 | O'Dell, Stu | LB | Washington |
| 1947 | 17 | 150 | Ravensberg, Bob | E | Chicago Cardinals | 1975 | 6 | 152 | Jameson, Larry | DT | St. Louis Cardinals |
| 1947 | 18 | 160 | Goodman, Jim | T | Green Bay | 1976 | 6 | 181 | McGuire, Greg | T | Dallas |
| 1947 | 19 | 173 | Dewar, Jimmy | B | Los Angeles Rams | 1976 | 8 | 221 | Jordan, John | DT | New York Giants |
| 1948 | 10 | 82 | Deranek, Dick | B | Pittsburgh | 1976 | 11 | 298 | Thomas, Donnie | LB | New England |
| 1948 | 14 | 118 | Jagade, Harry (Chick) | B | Washington | 1976 | 12 | 340 | Stavroff, Frank | K | Baltimore Colts |
| 1948 | 29 | 273 | Grossman, Rex | B | Philadelphia | 1976 | 14 | 393 | Buckner, Quinn | DB | Washington |
| 1949 | 4 | 40 | Goldsberry, John | T | Chicago Cardinals | 1976 | 15 | 407 | Hoffman, Jack | DT | San Diego |
| 1949 | 13 | 129 | Taliaferro, George | B | Chicago Bears | 1976 | 15 | 419 | Smock, Trent | WR | Detroit |
| 1949 | 16 | 155 | Morrical, Jerry | T | New York Giants | 1977 | 9 | 231 | Knowles, Dave | T | New Orleans |
| 1949 | 25 | 248 | Sebek, Nick | B | Washington | 1978 | 10 | 273 | Peal, Charles | T | Los Angeles Rams |
| 1950 | 21 | 266 | Witucki, Cas (Slug) | G | Washington | 1979 | 2 | 45 | Norman, Joe | LB | Seattle |
| 1952 | 8 | 87 | Becket, Mel | C | Green Bay | 1980 | 3 | 62 | Friede, Mike | WR | Detroit |
| 1952 | 15 | 171 | Davis, John | B | Chicago Cardinals | 1981 | 10 | 260 | Clifford, Tim | QB | Chicago |
| 1952 | 19 | 225 | Talarico, Sam | T | Cleveland | 1981 | 11 | 287 | Johnson, Lonnie | RB | Chicago |
| 1952 | 23 | 276 | Robertson, Bobby | B | Cleveland | 1981 | 12 | 329 | Lundy, Nate | WR | Dallas |
| 1952 | 25 | 291 | Anderson, Cliff | E | Chicago Cardinals | 1983 | 6 | 168 | Laufenberg, Babe | QB | Washington |
| 1953 | 2 | 25 | Gedman, Gene | B | Detroit | 1983 | 10 | 271 | Thomas, Jimmy | DB | Green Bay |
| 1953 | 20 | 230 | Russo, Pete | T | Baltimore Colts | 1984 | 1 | 23 | Gunn, Duane | WR | Pittsburgh |
| 1954 | 7 | 80 | Jagielski, Harry | T | Washington | 1984 | 10 | 269 | Smythe, Mark | DT | St. Louis Cardinals |
| 1955 | 25 | 293 | Borden, Nate | E | Green Bay | 1985 | 1 | 9 | Allen, Kevin | T | Philadelphia |
| 1956 | 5 | 56 | Skoronski, Bob | T | Green Bay | 1985 | 10 | 279 | Pendleton, Mike | DB | Miami |
| 1957 | 5 | 53 | Campbell, Milt | B | Cleveland | 1986 | 12 | 316 | Bradley, Steve | QB | Cincinnati |
| 1957 | 6 | 63 | Amstutz, Joe | C | Cleveland | 1986 | 12 | 325 | Howard, Bobby | RB | Philadelphia |
| 1957 | 14 | 166 | Fee, Bob | B | Chicago Cardinals | 1987 | 3 | 76 | Bell, Leonard | DB | Cincinnati |
| 1957 | 15 | 177 | Bomba, Brad | E | Washington | 1987 | 10 | 267 | Riley, Bob | T | Minnesota |
| 1957 | 21 | 246 | Cichowski, Gene | QB | Pittsburgh | 1988 | 1 | 10 | Moore, Eric | G | New York Giants |
| 1958 | 13 | 151 | Yore, Jim | B | San Francisco | 1988 | 3 | 77 | Walters, Van | OLB | Cleveland |
| 1958 | 22 | 255 | Aloisio, Tony | E | Chicago Cardinals | 1988 | 7 | 179 | Jones, Ernie | WR | Phoenix |
| 1958 | 24 | 289 | Whitsell, Dave | B | Detroit | 1988 | 10 | 259 | Hickerson, Eric | DB | New York Giants |
| 1959 | 2 | 19 | Rabold, Mike | T | Detroit | 1989 | 8 | 203 | Stoyanovich, Pete | K | Miami |
| 1959 | 24 | 285 | Campbell, Tom | B | Los Angeles Rams | 1989 | 9 | 235 | Gooden, Gary | DB | Los Angeles Raiders |
| 1959 | 27 | 314 | Corrigan, Bob | G | Chicago Cardinals | 1990 | 2 | 31 | Thompson, Anthony | RB | Phoenix |
| 1959 | 27 | 321 | Aveni, John | E | Chicago Bears | 1990 | 5 | 114 | Beckles, Ian | G | Tampa Bay |
| 1960 | 11 | 123 | Aucerman, Ted | E | Detroit | 1991 | 2 | 28 | Dumas, Mike | FS | Houston Oilers |
| 1960 | 13 | 146 | Jones, Vic | HB | St. Louis Cardinals | 1991 | 6 | 146 | Harrison, Nolan | DT | Los Angeles Raiders |
| 1961 | 5 | 66 | Faison, Earl | E | Detroit | 1991 | 12 | 312 | Thompson, Ernie | RB | Los Angeles Rams |
| 1961 | 9 | 123 | Gray, Moses | T | New York Giants | 1992 | 1 | 21 | Dunbar, Vaughn | RB | New Orleans |
| 1961 | 16 | 215 | Scott, Wilbert | B | Pittsburgh | 1992 | 4 | 87 | Harper, Shawn | T | Los Angeles Rams |
| 1961 | 18 | 240 | Williams, Randy | B | Dallas | 1993 | 3 | 84 | Middleton, Mike | DB | Dallas |
| 1961 | 18 | 251 | Morris, Ed | T | Cleveland | 1993 | 8 | 222 | Green, Trent | QB | San Diego |
| 1963 | 6 | 80 | Johnson, John | T | Chicago | 1994 | 1 | 24 | Lewis, Thomas | WR | New York Giants |
| 1963 | 14 | 186 | Ramsey, Nate | B | Philadelphia | 1995 | 2 | 53 | Greene, Andrew | G | Miami |

| Year | Rd. | Sel. | Player | Pos. | Team |
|------|-----|------|--------------------|-------|----------------------|
| 1995 | 5 | 161 | Brown, Lance | CB | Pittsburgh |
| 1996 | 7 | 249 | Smedley, Eric | S | Buffalo |
| 1997 | 2 | 32 | Davis, Nathan | DE | Atlanta |
| 1997 | 6 | 167 | Lee, Steve | FB | Baltimore |
| 1998 | 7 | 198 | Allotey, Victor | G | Buffalo |
| 1998 | 7 | 207 | Liwienski, Chris | T | Detroit |
| 2002 | 2 | 62 | Randle El, Antwaan | QB/WR | Pittsburgh |
| 2003 | 7 | 232 | Hamdan, Gibran | QB | Washington |
| 2005 | 3 | 68 | Roby, Courtney | WR | Tennessee |
| 2006 | 4 | 112 | Sowells, Isaac | T | Cleveland |
| 2006 | 4 | 113 | Adeyanju, Victor | DE | St. Louis |
| 2008 | 2 | 40 | Porter, Tracy | CB | New Orleans |
| 2008 | 2 | 41 | Hardy, James | WR | Buffalo |
| 2010 | 2 | 33 | Saffold, Rodger | T | St. Louis |
| 2010 | 7 | 232 | Kirlew, Jammie | DE | Denver |
| 2010 | 7 | 246 | Fisher, Ray | CB/RS | Indianapolis |
| 2011 | 4 | 117 | Brewer, James | T | New York Giants |
| 2011 | 4 | 123 | Doss, Tandon | WR | Baltimore |
| 2014 | 2 | 56 | Latimer, Cody | WR | Denver |
| 2014 | 7 | 217 | Bolser, Ted | TE | Washington |
| 2015 | 3 | 73 | Coleman, Tevin | RB | Atlanta |
| 2016 | 2 | 48 | Spriggs, Jason | T | Green Bay |
| 2016 | 5 | 150 | Howard, Jordan | RB | Chicago |
| 2016 | 6 | 187 | Sudfeld, Nate | QB | Washington |
| 2017 | 3 | 71 | Feeney, Dan | G | Los Angeles Chargers |
| 2018 | 4 | 101 | Thomas, Ian | TE | Carolina |
| 2018 | 6 | 193 | Covington, Chris | LB | Dallas |

| Year | Rd. | Sel. | Player | Pos. | Team |
|------|-----|------|------------------|------|-----------------|
| 2019 | 4 | 131 | Martin, Wes | G | Washington |
| 2020 | 6 | 209 | Stepaniak, Simon | G | Green Bay |
| 2021 | 5 | 164 | Jamar Johnson | S | Denver |
| 2022 | 5 | 146 | Micah McFadden | LB | New York Giants |

HOOSIER IN THE SUPER BOWL

SUPER BOWL CHAMPIONS

| | |
|-----------------------|---|
| Bob Skoronski, OL | Green Bay Packers (Super Bowls I, II) |
| Tom Nowatzke FB | Baltimore Colts (Super Bowl V) |
| Doug Crusan, OL | Miami Dolphins (Super Bowls VI*, VII, VIII) |
| Eric Moore, OL | New York Giants (Super Bowl XXV) |
| Hurvin McCormack, DL | Dallas Cowboys (Super Bowl XXX) |
| Eric Matthews, WR | Green Bay Packers (Super Bowl XXXI [^] , XXXII [^] *) |
| Trent Green, QB | St. Louis Rams (Super Bowl XXXIV) |
| Antwaan Randle-El, WR | Pittsburgh Steelers (Super Bowl XL, XLV*) |
| Aaron Halterman, TE | Indianapolis Colts (Super Bowl XLI [^]) |
| Harana-Daze Jones, DB | New Orleans Saints (Super Bowl XLIV [^]) |
| Tracy Porter, DB | New Orleans Saints (Super Bowl XLIV) |
| Courtney Roby, WR | New Orleans Saints (Super Bowl XLIV) |
| James Brewer, OL | New York Giants (Super Bowl XLVII) |
| Marcus Thigpen, RB | New England Patriots (Super Bowl XLIX [^]) |
| Tandon Doss, WR/KR | Baltimore Ravens (Super Bowl XLVII) |
| Cody Latimer, WR | Denver Broncos (Super Bowl 50) |
| Nate Sudfeld, QB | Philadelphia Eagles (Super Bowl LII) |
| Tegray Scales, LB | Tampa Bay Buccaneers (Super Bowl LV [^]); Cincinnati Bengals (Super Bowl LVI [^] *) |
| Cam Jones, LB | Kansas City Chiefs (Super Bowl LVIII) |

(* - appeared but did not win | [^] - practice squad)

SUPER BOWL APPEARANCES

| | |
|----------------------|---|
| Lance Brown, DB | Pittsburgh Steelers (Super Bowl XXX) |
| Terry Cole, RB | Baltimore Colts (Super Bowl III) |
| | Miami Dolphins (Super Bowl VII) |
| Tevin Coleman, RB | Atlanta Falcons (Super Bowl LI) |
| | San Francisco 49ers (Super Bowl LIV) |
| Babe Laufenberg, QB | Washington Redskins (Super Bowl XVIIII) |
| Bill Malinchak, WR | Washington Redskins (Super Bowl VIII) |
| Andrew McDonald, OT | Seattle Seahawks (Super Bowl XLIX) |
| Adewale Ogunleye, DL | Chicago Bears (Super Bowl XLI) |
| Kemp Rasmussen, DL | Carolina Panthers (Super Bowl XXXVIII) |
| Rodger Saffold, OL | Los Angeles Rams (Super Bowl LII) |
| Dan Stryzinski, P | Atlanta Falcons (Super Bowl XXXIII) |

MEMORIAL STADIUM RESULTS

AP rankings listed for Indiana (left) and opponent(right)
^A indicates College Football Playoff ranking

1960 • 1-3

| | | | |
|--------------------------|---|------|--------|
| O 8 Oregon State | L | 6-20 | 25,000 |
| O 15 Marquette | W | 34-8 | 27,000 |
| O 22 Michigan State (13) | L | 0-35 | 32,322 |
| O 29 Northwestern | L | 3-21 | 19,092 |

Attendance:103,414 (25,854 avg.)

1961 • 1-3

| | | | |
|-----------------------|---|-------|--------|
| O 7 Wisconsin | L | 3-6 | 23,270 |
| O 21 Washington State | W | 33-7 | 23,307 |
| N 11 Ohio State (3) | L | 7-16 | 27,108 |
| N 25 Purdue | L | 12-34 | 34,798 |

Attendance:108,483 (27,121)

1962 • 1-3

| | | | |
|--------------------------|---|-------|--------|
| S 22 Kansas State | W | 21-0 | 17,892 |
| O 13 Iowa | L | 10-14 | 29,771 |
| O 27 Michigan State (10) | L | 8-26 | 24,337 |
| N 3 Northwestern (1) | L | 21-26 | 26,468 |

Attendance:98,468 (24,617)

1963 • 2-2

| | | | |
|------------------|---|-------|--------|
| O 5 Ohio State | L | 0-21 | 42,296 |
| O 26 Cincinnati | W | 20-6 | 34,583 |
| N 9 Oregon State | W | 20-15 | 25,895 |
| N 30 Purdue | L | 15-21 | 33,987 |

Attendance:136,761 (34,190)

1964 • 1-4

| | | | |
|-------------------|---|-------|--------|
| S 26 Northwestern | L | 13-14 | 30,727 |
| O 10 Iowa | L | 20-21 | 31,108 |
| O 17 Ohio State | W | 27-20 | 38,257 |
| O 31 Minnesota | L | 0-21 | 33,245 |
| N 14 Oregon | L | 21-29 | 20,708 |

Attendance:154,045 (30,809)

1965 • 2-3

| | | | |
|-----------------------|---|-------|--------|
| S 18 Kansas State | W | 19-7 | 22,893 |
| S 25 Northwestern | L | 0-20 | 31,537 |
| O 23 Washington State | L | 7-8 | 32,601 |
| O 30 Iowa | W | 21-17 | 32,417 |
| N 20 Purdue | L | 21-26 | 50,046 |

Attendance:169,484 (33,897)

1966 • 0-3-1

| | | | |
|-------------------------|---|-------|--------|
| S 17 Miami (Ohio) | L | 10-20 | 28,538 |
| O 8 Minnesota | T | 7-7 | 34,721 |
| O 15 Illinois | L | 10-24 | 39,339 |
| N 12 Michigan State (2) | L | 19-37 | 30,096 |

Attendance:132,694 (33,174)

1967 • 5-0

| | | | |
|-------------------|---|-------|--------|
| S 23 Kentucky | W | 12-10 | 42,311 |
| S 30 Kansas | W | 18-15 | 34,861 |
| O 14 Iowa | W | 21-17 | 41,353 |
| N 4 (7) Wisconsin | W | 14-9 | 46,910 |
| N 25 Purdue (3) | W | 19-14 | 52,770 |

Attendance:218,205 (43,641)

1968 • 3-2

| | | | |
|-------------------------|---|-------|--------|
| S 21 (15) Baylor | W | 40-36 | 44,382 |
| O 5 Illinois | W | 28-14 | 50,896 |
| O 19 (19) Michigan (18) | L | 22-27 | 51,951 |
| O 26 Arizona | W | 16-13 | 44,847 |
| N 16 (19) Minnesota | L | 6-20 | 49,234 |

Attendance:241,410 (48,282)

1969 • 2-3

| | | | |
|----------------------|---|-------|--------|
| S 27 (10) California | L | 14-17 | 52,904 |
| O 11 Minnesota | W | 17-7 | 52,804 |
| O 8 Illinois | W | 41-20 | 51,812 |
| N 8 Iowa | L | 17-28 | 52,854 |
| N 22 Purdue (17) | L | 21-44 | 56,223 |

Attendance:266,597 (53,319)

1970 • 0-5

| | | | |
|------------------------|---|-------|--------|
| S 19 Colorado | L | 9-16 | 42,471 |
| O 3 West Virginia (14) | L | 10-16 | 44,482 |
| O 24 Wisconsin | L | 12-30 | 48,643 |
| O 31 Michigan State | L | 7-32 | 41,426 |
| N 14 Northwestern | L | 7-21 | 25,778 |

Attendance:202,800 (40,560)

1971 • 2-4

| | | | |
|----------------------|---|-------|--------|
| S 18 Kentucky | W | 26-8 | 41,954 |
| O 2 Syracuse | L | 0-7 | 31,989 |
| O 16 Ohio State (13) | L | 7-27 | 50,812 |
| O 23 Northwestern | L | 10-24 | 32,409 |
| N 6 Illinois | L | 21-22 | 23,018 |
| N 20 Purdue | W | 39-31 | 50,978 |

Attendance:231,160 (38,527)

1972 • 3-2

| | | | |
|------------------|---|-------|--------|
| S 16 Minnesota | W | 27-23 | 35,783 |
| S 23 TOU | L | 29-31 | 34,004 |
| O 14 Wisconsin | W | 33-7 | 50,122 |
| N 4 Michigan (4) | L | 7-21 | 41,336 |
| N 18 Iowa | W | 16-8 | 27,440 |

Attendance:188,665 (37,737)

1973 • 1-4

| | | | |
|---------------------|---|-------|--------|
| S 15 Illinois | L | 14-28 | 51,433 |
| S 29 Kentucky | W | 17-3 | 51,523 |
| O 20 Ohio State (1) | L | 7-37 | 53,183 |
| N 10 Northwestern | L | 20-21 | 41,053 |
| N 24 Purdue | L | 23-28 | 44,789 |

Attendance:241,981 (48,396)

1974 • 1-5

| | | | |
|--------------------------|---|-------|--------|
| S 21 Arizona (17) | L | 20-35 | 35,683 |
| O 5 West Virginia | L | 0-24 | 30,153 |
| O 12 Minnesota | W | 34-3 | 34,102 |
| O 26 Wisconsin | L | 25-35 | 31,453 |
| N 2 Michigan (3) | L | 7-21 | 32,873 |
| N 16 Michigan State (15) | L | 10-19 | 25,492 |

Attendance:189,756 (31,626)

1975 • 2-3

| | | | |
|--------------------|---|-------|--------|
| S 13 Minnesota | W | 20-14 | 35,954 |
| S 27 Utah | W | 31-7 | 32,884 |
| O 18 Iowa | L | 10-20 | 32,441 |
| N 8 Michigan State | L | 6-14 | 31,930 |
| N 22 Purdue | L | 7-9 | 43,455 |

Attendance:176,644 (35,329)

1976 • 2-4

| | | | |
|---------------------|---|-------|--------|
| S 18 Nebraska (8) | L | 13-45 | 41,289 |
| O 2 N.C. State | L | 21-24 | 32,090 |
| O 9 Northwestern | W | 7-0 | 34,889 |
| O 23 Michigan (1) | L | 0-35 | 38,385 |
| O 30 Ohio State (8) | L | 7-47 | 49,254 |
| N 13 Wisconsin | W | 15-14 | 27,518 |

Attendance:224,425 (37,404)

1977 • 3-2-1

| | | | |
|---------------------|---|-------|--------|
| S 10 Nebraska (8) | L | 14-30 | 34,755 |
| S 17 LSU | W | 24-21 | 30,067 |
| S 24 Miami (Ohio) | L | 20-21 | 28,732 |
| O 15 Michigan State | T | 13-13 | 36,882 |
| O 29 Minnesota (19) | W | 34-22 | 30,399 |
| N 19 Purdue | W | 21-10 | 52,914 |

Attendance:213,759 (35,627)

1978 • 4-2

| | | | |
|----------------------|---|-------|--------|
| S 23 Washington (15) | W | 14-7 | 40,244 |
| S 30 Nebraska (12) | L | 17-69 | 42,738 |
| O 14 Northwestern | W | 38-10 | 36,456 |
| O 28 Illinois | W | 31-10 | 37,355 |
| N 11 Iowa | W | 34-14 | 33,167 |
| N 18 Ohio State (19) | L | 18-21 | 47,540 |

Attendance:237,500 (39,584)

1979 • 4-2

| | | | |
|-------------------|---|-------|--------|
| S 15 Vanderbilt | W | 44-13 | 30,685 |
| S 22 Kentucky | W | 18-10 | 45,920 |
| S 29 Colorado | L | 16-17 | 36,160 |
| O 20 Northwestern | W | 30-0 | 30,086 |
| N 3 Minnesota | W | 42-24 | 35,507 |
| N 17 Purdue (12) | L | 21-37 | 53,202 |

Attendance:231,560 (38,593)

1980 • 3-2

| | | | |
|-------------------|---|-------|--------|
| S 13 Iowa | L | 7-16 | 50,173 |
| O 4 Duke | W | 31-21 | 43,120 |
| O 11 Wisconsin | W | 24-0 | 51,029 |
| N 1 Michigan (18) | L | 0-35 | 52,071 |
| N 15 Illinois | W | 26-24 | 38,128 |

Attendance:234,521 (46,904)

1981 • 2-3

| | | | |
|------------------|---|-------|--------|
| S 19 USC (2) | L | 0-21 | 51,167 |
| O 3 Michigan (8) | L | 17-38 | 50,612 |
| O 17 Minnesota | W | 17-16 | 46,460 |
| N 7 Wisconsin | L | 7-28 | 44,218 |
| N 21 Purdue | W | 20-17 | 48,466 |

Attendance:240,923 (48,185)

1982 • 2-4

| | | | |
|---------------------|---|-------|--------|
| S 11 Northwestern | W | 30-0 | 38,595 |
| S 25 Syracuse | W | 17-10 | 42,020 |
| O 9 Iowa | L | 20-24 | 46,212 |
| O 23 Ohio State | L | 25-49 | 52,040 |
| O 30 Michigan State | L | 14-22 | 38,571 |
| N 13 Illinois | L | 7-48 | 38,471 |

Attendance:255,909 (42,652)

1983 • 3-3

| | | | |
|---------------------|---|-------|--------|
| S 10 Duke | W | 15-10 | 41,120 |
| S 24 Northwestern | L | 8-10 | 40,347 |
| O 8 Minnesota | W | 38-31 | 41,111 |
| O 15 Michigan State | W | 24-12 | 46,088 |
| N 5 Ohio State (14) | L | 17-56 | 51,176 |
| N 19 Purdue | L | 30-31 | 52,038 |

Attendance:271,880 (45,313)

1984 • 0-4

| | | | |
|--------------------|---|-------|--------|
| S 15 Kentucky | L | 14-48 | 44,389 |
| S 29 Michigan (14) | L | 6-14 | 38,729 |
| O 19 Wisconsin | L | 16-20 | 38,754 |
| O 26 Iowa (17) | L | 20-24 | 37,747 |

Attendance:159,619 (39,905)

1985 • 3-3

| | | | |
|--------------------|---|-------|--------|
| S 14 Louisville | W | 41-28 | 37,626 |
| S 21 Navy | W | 38-35 | 35,610 |
| O 5 Northwestern | W | 26-7 | 36,905 |
| O 19 Minnesota | L | 7-22 | 28,331 |
| N 9 Michigan State | L | 16-35 | 24,764 |
| N 23 Purdue | L | 21-34 | 51,752 |

Attendance:214,988 (35,831)

1986 • 3-3

| | | | |
|-------------------|---|-------|--------|
| S 13 Louisville | W | 21-0 | 35,126 |
| S 20 Navy | W | 52-29 | 32,434 |
| O 11 Ohio State | L | 22-24 | 51,641 |
| O 25 Michigan (4) | L | 14-38 | 36,964 |
| N 1 Wisconsin | W | 21-7 | 35,111 |
| N 15 Illinois | L | 16-21 | 34,572 |

Attendance:225,848 (37,641)

1987 • 6-0

| | | | |
|-------------------------|---|-------|--------|
| S 12 Rice | W | 35-13 | 38,132 |
| S 26 Missouri | W | 20-17 | 41,145 |
| O 3 Northwestern | W | 15-18 | 38,553 |
| O 24 (15) Michigan (20) | W | 14-10 | 51,240 |
| N 7 (18) Illinois | W | 34-22 | 50,026 |
| N 21 (20) Purdue | W | 35-14 | 51,951 |

Attendance:271,047 (45,175)

2014 • 3-3

| | | | | |
|------|--------------------|---|-------|--------|
| A 30 | Indiana State | W | 28-10 | 38,006 |
| S 27 | Maryland | L | 15-37 | 44,313 |
| O 4 | North Texas | W | 49-24 | 40,457 |
| O 18 | Michigan State (8) | L | 17-56 | 44,403 |
| N 8 | Penn State | L | 7-13 | 42,683 |
| N 29 | Purdue | W | 23-16 | 40,079 |

Attendance: 249,941 (41,657)
2015 • 3-4

| | | | | |
|------|-------------------|---|-------------|--------|
| S 5 | Southern Illinois | W | 48-47 | 36,071 |
| S 12 | FIU | W | 36-22 | 41,509 |
| S 19 | Western Kentucky | W | 38-35 | 44,823 |
| O 3 | Ohio State (1) | L | 27-34 | 52,929 |
| O 17 | Rutgers | L | 52-55 | 40,567 |
| N 7 | Iowa (10) | L | 27-35 | 44,739 |
| N 14 | Michigan (15) | L | 41-44 (20T) | 49,557 |

Attendance: 310,195 (44,314)
2016 • 4-3

| | | | | |
|------|---------------------|---|------------|--------|
| S 10 | Ball State | W | 30-20 | 41,374 |
| S 24 | Wake Forest | L | 28-33 | 45,519 |
| O 1 | Michigan State (17) | W | 24-21 (OT) | 43,971 |
| O 15 | Nebraska (10) | L | 22-27 | 48,254 |
| O 29 | Maryland | W | 42-36 | 38,291 |
| N 12 | Penn State (10*) | L | 31-45 | 40,678 |
| N 26 | Purdue | W | 26-24 | 43,103 |

Attendance: 301,190 (43,027)
2017 • 3-3

| | | | | |
|------|---------------------|---|------------|--------|
| A 31 | Ohio State (2) | L | 21-49 | 52,929 |
| S 23 | Georgia Southern | W | 52-17 | 42,886 |
| O 7 | Charleston Southern | W | 27-0 | 35,995 |
| O 14 | Michigan (17) | L | 20-27 (OT) | 52,929 |
| N 4 | Wisconsin (4) | L | 17-45 | 43,027 |
| N 18 | Rutgers | W | 41-0 | 35,949 |

Attendance: 263,715 (43,952)
2018 • 3-4

| | | | | |
|------|---------------------|---|-------|--------|
| S 8 | Virginia | W | 20-16 | 35,492 |
| S 15 | Ball State | W | 38-10 | 40,240 |
| S 22 | Michigan State (24) | L | 21-35 | 45,445 |
| O 13 | Iowa | L | 16-42 | 40,512 |
| O 20 | Penn State (18) | L | 28-33 | 41,553 |
| N 10 | Maryland | W | 34-32 | 35,264 |
| N 24 | Purdue | L | 21-28 | 48,247 |

Attendance: 286,753 (40,965)
2019 • 4-2

| | | | | |
|------|------------------|---|-------|--------|
| S 7 | Eastern Illinois | W | 52-0 | 37,784 |
| S 14 | Ohio State (6) | L | 10-51 | 47,945 |
| S 21 | Connecticut | W | 38-3 | 40,084 |
| O 12 | Rutgers | W | 35-0 | 37,055 |
| N 2 | Northwestern | W | 34-3 | 40,924 |
| N 23 | Michigan (13*) | L | 14-39 | 43,671 |

Attendance: 247,463 (41,244)
2020 • 3-0

| | | | | |
|------|--------------------|---|------------|-------|
| O 24 | Penn State (8) | W | 36-35 (OT) | 995 |
| N 7 | (13) Michigan (23) | W | 38-21 | 1,034 |
| N 28 | (12) Maryland | W | 27-11 | 963 |

Attendance: 2,992 (998) - limited due to COVID-19 restrictions
2021 • 1-5

| | | | | |
|------|---------------------|---|-------|--------|
| S 11 | Idaho | W | 56-14 | 47,417 |
| S 18 | Cincinnati (8) | L | 24-38 | 52,656 |
| O 16 | Michigan State (10) | L | 15-20 | 50,571 |
| O 23 | Ohio State (5) | L | 7-54 | 52,656 |
| N 13 | Rutgers | L | 3-38 | 40,171 |
| N 20 | Minnesota | L | 14-35 | 38,079 |

Attendance: 281,550 (46,925)
2022 • 3-4

| | | | | |
|------|------------------|---|------------|--------|
| S 2 | Illinois | W | 23-20 | 44,357 |
| S 10 | Idaho | W | 35-22 | 46,785 |
| S 17 | Western Kentucky | W | 33-30 (OT) | 48,952 |
| O 8 | Michigan (4) | L | 10-31 | 50,805 |
| O 15 | Maryland | L | 33-38 | 41,154 |
| N 5 | Penn State (15*) | L | 14-45 | 45,142 |
| N 26 | Purdue | L | 16-30 | 51,148 |

Attendance: 328,343 (46,906)
2023 • 3-3

| | | | | |
|------|----------------|---|-------------|--------|
| S 2 | Ohio State (3) | L | 3-23 | 50,050 |
| S 8 | Indiana State | W | 41-7 | 42,775 |
| S 23 | Akron | W | 29-27 (4OT) | 44,968 |
| O 21 | Rutgers | L | 14-31 | 43,611 |
| N 4 | Wisconsin | W | 20-14 | 45,466 |
| N 18 | Michigan State | L | 21-24 | 40,666 |

Attendance: 267,536 (44,589)
STADIUM TOTALS • 63 YEARS (1960-)
Record: 172-191-3

Attendance: 13,857,791 (38,176)

2020 not included due to COVID-19 restrictions
Overtime Games: 5-3

TOP CROWDS - GAME

| Date | Opponent | Attendance |
|---------------|------------|------------|
| Nov. 12, 1969 | Purdue | 56,223 |
| Nov. 17, 1979 | Purdue | 53,202 |
| Oct. 20, 1973 | Ohio State | 53,183 |
| Oct. 2, 2010 | Michigan | 52,929 |
| Oct. 3, 2015 | Ohio State | 52,929 |
| Aug. 31, 2017 | Ohio State | 52,929 |
| Oct. 14, 2017 | Michigan | 52,929 |

TOP CROWDS - SEASON

| Year | Total Attendance (average) |
|------|----------------------------|
| 2013 | 354,823 (44,353) |
| 2022 | 328,343 (46,906) |
| 2015 | 310,195 (44,314) |
| 2016 | 301,190 (43,027) |
| 1989 | 289,590 (48,265) |

TOP CROWDS - SEASON AVERAGE

| Year | Average Attendance (games played) |
|------|-----------------------------------|
| 1969 | 53,319 (5) |
| 1988 | 51,446 (5) |
| 1973 | 48,396 (5) |
| 1968 | 48,282 (5) |
| 1989 | 48,265 (6) |





MEMORIAL STADIUM RECORDS

PASSING

TEAM

| | |
|----------------------|-------------------------------|
| Attempts..... | 68, vs. Ohio State, 8/31/17 |
| Opponent..... | 62, Iowa, 10/29/88 |
| Completions..... | 45, vs. Michigan, 10/2/10 |
| Opponent..... | 44, Iowa, 10/29/88 |
| Yards Passing..... | 496, vs. Wake Forest, 9/24/16 |
| Opponent..... | 558, Iowa, 10/29/88 |
| Had Intercepted..... | 5, vs. Wake Forest, 9/24/16 |
| Opponent..... | 4, five times |
| | <i>Kansas State, 9/18/65</i> |
| | <i>Kentucky, 9/23/67</i> |
| | <i>Wisconsin, 10/14/72</i> |
| | <i>Wisconsin, 11/7/81</i> |
| | <i>Duke, 10/4/60</i> |

INDIVIDUAL

| | |
|--------------------|---|
| Attempts..... | 65, Richard Lagow vs. Ohio State, 8/31/17 |
| Opponent..... | 62, Kyle Orton (Purdue), 11/24/01 |
| Completions..... | 45, Ben Chappell vs. Michigan, 10/2/10 |
| Opponent..... | 44, Chuck Hartlieb (Iowa), 10/29/88 |
| Yards Passing..... | 496, Richard Lagow vs. Wake Forest, 9/24/16 |
| Opponent..... | 558, Chuck Hartlieb (Iowa), 10/29/88 |
| TD Passes..... | 6, Tre Roberson (Purdue), 11/30/13 |
| Opponent..... | 7, Tim Couch (Kentucky), 9/20/97 |

RUSHING

TEAM

| | |
|--------------------|--------------------------------|
| Attempts..... | 80, vs. Northwestern, 10/14/78 |
| Opponent..... | 75, Michigan State, 11/8/75 |
| Yards Rushing..... | 455, Indiana State, 8/30/14 |
| Opponent..... | 564, vs. Wisconsin, 11/10/12 |

INDIVIDUAL

| | |
|--------------------|---|
| Attempts..... | 47, Anthony Thompson vs. Iowa, 10/29/88 |
| Opponent..... | 44, two times |
| | <i>Blake Ezor (Michigan State), 11/14/88</i> |
| | <i>Javon Ringer (Michigan State), 9/27/08</i> |
| Yards Rushing..... | 247, Tevin Coleman vs. Indiana State, 8/30/14 |
| Opponent..... | 327, Larry Johnson (Penn State), 11/16/02 |
| Longest Rush..... | 89, Darrick Burnett vs. Miami (Ohio), 9/24/77 |
| Opponent..... | 92, Bill Belton (Penn State), 11/8/14 |

RECEIVING

INDIVIDUAL

| | |
|------------------------|---|
| Receptions..... | 16, Jason Spear vs. Purdue, 11/22/97 |
| Opponent..... | 14, Dante Love (Ball State) 11/3/07 |
| Yards Receiving..... | 258, Tyrone Browning vs. Western Michigan, 9/12/98 |
| Opponent..... | 233, Devin Harberts (Iowa), 10/29/88 |
| TD Receptions..... | 4, James Hardy vs. Michigan State, 10/28/06 |
| Opponent..... | 4, Craig Yeast (Kentucky), 9/20/97 |
| Longest Reception..... | 81, Versie Gaddis-A. Randle El vs. Ball State, 9/4/99 |
| Opponent..... | 86, R.J. Shelton-Tyler O'Connor (Michigan State), 10/1/16 |

SCORING

INDIVIDUAL

| | |
|--------------------|--|
| Touchdowns..... | 5, Anthony Thompson vs. Northwestern, 10/7/89 |
| Opponent..... | 4, eight times |
| | <i>Last: Jehu Chesson (Michigan), 11/14/15</i> |
| Points Scored..... | 32, Anthony Thompson vs. Northwestern, 10/7/89 |
| Opponent..... | 24, eight times |
| | <i>Last: Jehu Chesson (Michigan), 11/14/15</i> |

TOTAL OFFENSE

TEAM

| | |
|--------------------------|--------------------------------|
| Touchdowns..... | 10, vs. Indiana State, 8/29/13 |
| Opponent..... | 10, Nebraska, 9/30/78 |
| Points Scored..... | 73, vs. Indiana State, 8/29/13 |
| Opponent..... | 69, Nebraska, 9/30/78 |
| Plays..... | 101, vs. Louisville, 9/14/85 |
| Opponent..... | 100, Illinois, 10/5/68 |
| Yards..... | 692, vs. Purdue, 11/30/13 |
| Opponent..... | 662, Michigan State, 10/18/14 |
| First Downs..... | 42, vs. Purdue, 11/30/13 |
| Opponent..... | 33, Missouri, 9/21/13 |
| Rushing First Downs..... | 26, vs. Purdue, 11/30/13 |
| Opponent..... | 24, two times |
| | <i>Kentucky, 9/15/84</i> |
| | <i>Missouri, 9/21/13</i> |
| Passing First Downs..... | 22, two times |
| | <i>vs. Michigan, 10/2/10</i> |
| | <i>Ohio State, 8/31/17</i> |
| Opponent..... | 25, Iowa, 10/29/88 |

SPECIAL TEAMS

INDIVIDUAL

| | |
|-----------------------------|---|
| Most Punts..... | 13, Mark Zellmer vs. Ohio State, 10/16/71 |
| Opponent..... | 12, John Ray (Arizona), 10/26/68 |
| Longest Punt..... | 86, Jim DiGiulio vs. Wisconsin, 10/24/82 |
| Opponent..... | 80, Greg Montgomery (Michigan State), 11/9/85 |
| Most Field Goals..... | 4, four times |
| | <i>Last: Griffin Oakes vs. Michigan, 11/14/15</i> |
| Opponent..... | 4, five times |
| | <i>Last: Joseph Petrino (Maryland), 11/10/18</i> |
| Long Field Goal..... | 58, Griffin Oakes vs. Maryland, 9/27/14 |
| Opponent..... | 57, Jim Gallery (Minnesota), 10/17/81 |
| Most Extra Points..... | 10, Mitch Ewald (Indiana State), 8/29/13 |
| Opponent..... | 8, four times |
| | <i>Last: Michael Geiger (Michigan State), 9/27/14</i> |
| Longest Kickoff Return..... | 100t, Derin Graham vs. Wisconsin, 10/3/98 |
| Opponent..... | 99, Tre Tucker (Cincinnati), 9/18/21 |
| Longest Punt Return..... | 93, Steve Porter vs. Wisconsin, 10/24/70 |
| Opponent..... | 83, Steve Breaston (Michigan), 11/11/06 |

INTERCEPTIONS

INDIVIDUAL

| | |
|---------------------|---|
| Interceptions..... | 3, Benny Norman vs. Baylor, 9/21/68 |
| Opponent..... | 3, two times |
| | <i>Grant Steen (Iowa), 10/19/02</i> |
| | <i>Neil Little (Northwestern), 11/10/73</i> |
| Longest Return..... | 97, Alfonso Thurman vs. Miami (Ohio), 9/10/94 |
| Opponent..... | 96, Damon Arnette (Ohio State), 9/14/19 |

MISCELLANEOUS

TEAM

| | |
|----------------------|--|
| Fumbles Lost..... | 6, vs. Michigan, 11/4/72 |
| Opponent..... | 7, Illinois, 9/15/73 |
| Yards Penalized..... | 189, vs. Kansas State, 9/22/62 |
| Opponent..... | 141, Michigan, 10/14/17 |
| Winning Margin..... | 52, 52-0 vs. Eastern Illinois, 9/7/19 |
| Losing Margin..... | 52, 89-17, Nebraska, 9/30/78 |
| Point Total..... | 108, Indiana State (W, 73-35), 8/29/13 |
| Winning Streak..... | 10, 1987-88 |
| Losing Streak..... | 7, 1969-70 |

ATTENDANCE

| | |
|-----------------|-------------------|
| Purdue..... | 56,223 (11/12/69) |
| Purdue..... | 53,202 (11/17/79) |
| Ohio State..... | 53,193 (10/20/73) |
| Michigan..... | 52,929 (10/2/10) |
| Ohio State..... | 52,929 (10/3/15) |
| Ohio State..... | 52,929 (8/31/17) |
| Michigan..... | 52,929 (10/14/17) |
| Purdue..... | 52,914 (11/19/77) |
| California..... | 52,904 (9/27/69) |
| Ohio State..... | 52,866 (10/22/05) |
| Iowa..... | 52,854 (11/8/69) |
| Minnesota..... | 52,804 (10/11/69) |

2023 STATISTICS

Current players in bold

| RUSHING | | | | | | | | | |
|--------------------------|--------------|-----------|-----------|-----------|--------------|---------------|----------|-----------|---------------|
| | GP-GS | Att. | Gain | Loss | Net | YPR | TD | Long | YPG |
| Howland, Trent | 11-2 | 75 | 359 | 5 | 354 | 4.7 | 2 | 19 | 32.2 |
| Henderson, Josh | 8-5 | 81 | 346 | 9 | 337 | 4.2 | 2 | 29 | 42.1 |
| Sorsby, Brendan | 10-7 | 112 | 477 | 191 | 286 | 2.6 | 4 | 25 | 28.6 |
| Lucas, Jaylin | 12-8 | 67 | 302 | 27 | 275 | 4.1 | 2 | 25 | 22.9 |
| Turner, Christian | 12-2 | 52 | 231 | 4 | 227 | 4.4 | 2 | 17 | 18.9 |
| Holloman, David | 10-0 | 6 | 19 | 1 | 18 | 3.0 | - | 7 | 1.8 |
| Carter, DeQuece | 12-3 | 1 | 1 | - | 1 | 1.0 | - | 1 | 0.1 |
| McCulley, Donaven | 12-11 | 3 | 1 | 2 | (-1) | (-0.3) | - | 1 | (-0.1) |
| Perry, Kamiryn | 9-0 | 2 | - | 6 | (-6) | (-3.0) | - | - | (-0.7) |
| TEAM | 12-0 | 5 | - | 19 | (-19) | (-3.8) | - | - | (-1.6) |
| Jackson, Tayven | 6-5 | 28 | 44 | 65 | (-21) | (-0.8) | 1 | 10 | (-3.5) |
| Indiana | 12 | 432 | 1,780 | 329 | 1,451 | 3.4 | 13 | 29 | 120.9 |
| Opponent | 12 | 448 | 2,166 | 291 | 1,875 | 4.2 | 18 | 80 | 156.2 |

| PASSING | | | | | | | | | |
|--------------------------|--------------|--------------|-----------------|--------------|------------|----------|-----------|--------------|--|
| | GP-GS | Effic. | Cmp-Att-Int | Pct | Yds. | TD | Long | YPG | |
| Sorsby, Brendan | 10-7 | 130.4 | 135-236-5 | 57.2 | 1,587 | 15 | 90 | 158.7 | |
| Jackson, Tayven | 6-5 | 118.3 | 78-128-5 | 60.9 | 914 | 2 | 41 | 152.3 | |
| McCulley, Donaven | 12-11 | 799.6 | 1-1-0 | 100.0 | 44 | 1 | 44 | 3.7 | |
| Lowry, Broc | 4-0 | 167.2 | 1-1-0 | 100.0 | 8 | - | 8 | 2.0 | |
| Indiana | 12 | 128.1 | 215-366-10 | 58.7 | 2,553 | 18 | 90 | 212.8 | |
| Opponent | 12 | 143.6 | 221-364-10 | 60.7 | 2,847 | 25 | 85 | 237.2 | |

| RECEIVING | | | | | | | | | |
|---------------------------|--------------|-----------|------------|-------------|----------|-----------|-------------|--|--|
| | GP-GS | No. | Yds. | YPR | TD | Long | YPG | | |
| McCulley, Donaven | 12-11 | 48 | 644 | 13.4 | 6 | 69 | 53.7 | | |
| Lucas, Jaylin | 12-8 | 34 | 247 | 7.3 | 2 | 44 | 20.6 | | |
| Carter, DeQuece | 12-3 | 27 | 395 | 14.6 | 3 | 90 | 32.9 | | |
| Williams Jr. E. J. | 8-3 | 23 | 281 | 12.2 | - | 27 | 35.1 | | |
| Cooper Jr. Omar | 9-2 | 18 | 267 | 14.8 | 2 | 35 | 29.7 | | |
| Camper, Cam | 7-7 | 17 | 285 | 16.8 | 1 | 41 | 40.7 | | |
| Henderson, Josh | 8-5 | 10 | 125 | 12.5 | 1 | 22 | 15.6 | | |
| Walker, Trey | 11-7 | 10 | 81 | 8.1 | 1 | 20 | 7.4 | | |
| Archer, Bradley | 11-2 | 6 | 79 | 13.2 | - | 24 | 7.2 | | |
| Bomba, James | 11-7 | 6 | 53 | 8.8 | 1 | 15 | 4.8 | | |
| Coby, Andison | 12-0 | 5 | 41 | 8.2 | 1 | 16 | 3.4 | | |
| Turner, Christian | 12-2 | 4 | - | 0.0 | - | 3 | 0.0 | | |
| Perry, Kamiryn | 9-0 | 3 | 22 | 7.3 | - | 9 | 2.4 | | |
| Howland, Trent | 11-2 | 3 | 22 | 7.3 | - | 11 | 2.0 | | |
| Steinfeldt, Aaron | 8-1 | 1 | 11 | 11.0 | - | 11 | 1.4 | | |
| Total | 12 | 215 | 2,553 | 11.9 | 18 | 90 | 212.8 | | |
| Opponent | 12 | 221 | 2,847 | 12.9 | 25 | 85 | 237.2 | | |

| ALL-PURPOSE YARDS | | | | | | | | | |
|---------------------------|--------------|--------------|------------|----------|-----------|-----------|--------------|---------------|--|
| | GP-GS | Rush | Rec. | PR | KR | IR | Total | YPG | |
| Lucas, Jaylin | 12-8 | 275 | 247 | 14 | 572 | - | 1,108 | 92.3 | |
| McCulley, Donaven | 12-11 | (-1) | 644 | - | - | - | 643 | 53.6 | |
| Henderson, Josh | 8-5 | 337 | 125 | - | 25 | - | 487 | 60.9 | |
| Carter, DeQuece | 12-3 | 1 | 395 | 14 | 2 | - | 412 | 34.3 | |
| Howland, Trent | 11-2 | 354 | 22 | - | - | - | 376 | 34.2 | |
| Sorsby, Brendan | 10-7 | 286 | - | - | - | - | 286 | 28.6 | |
| Camper, Cam | 7-7 | - | 285 | - | - | - | 285 | 40.7 | |
| Williams Jr. E. J. | 8-3 | - | 281 | - | - | - | 281 | 35.1 | |
| Cooper Jr. Omar | 9-2 | - | 267 | - | - | - | 267 | 29.7 | |
| Turner, Christian | 12-2 | 227 | - | - | 3 | - | 230 | 19.2 | |
| Walker, Trey | 11-7 | - | 81 | - | - | - | 81 | 7.4 | |
| Archer, Bradley | 11-2 | - | 79 | - | - | - | 79 | 7.2 | |
| Holloman, David | 10-0 | 18 | - | - | 41 | - | 59 | 5.8 | |
| Bomba, James | 11-7 | - | 53 | - | - | - | 53 | 4.8 | |
| Moore, Louis | 12-10 | - | - | - | - | 49 | 49 | 4.1 | |
| Coby, Andison | 12-0 | - | 41 | - | - | - | 41 | 3.4 | |
| Dunnam, Phillip | 12-7 | - | - | - | - | 28 | 28 | 2.3 | |
| Perry, Kamiryn | 9-0 | (-6) | 22 | - | - | - | 16 | 1.8 | |
| Rudolph, Joshua | 12-0 | - | - | - | 14 | - | 14 | 1.2 | |
| Sharpe, Jamar | 12-9 | - | - | - | - | 14 | 14 | 1.2 | |
| Steinfeldt, Aaron | 8-1 | - | 11 | - | - | - | 11 | 1.4 | |
| Sanguinetti, Josh | 12-4 | - | - | - | - | 7 | 7 | 0.6 | |
| Jordan, Camden | 5-0 | - | - | 3 | - | - | 3 | 0.6 | |
| TEAM | 12-0 | (-19) | - | - | - | - | (-19) | (-1.6) | |
| Jackson, Tayven | 6-5 | (-21) | - | - | - | - | (-21) | (-3.5) | |
| Indiana | 12 | 1,451 | 2,553 | 31 | 657 | 98 | 4,790 | 399.2 | |
| Opponent | 12 | 1,875 | 2,847 | 182 | 421 | 140 | 5,465 | 455.4 | |

| TEAM STATISTICS | | |
|--------------------------------|--------------------|--------------------|
| | IND | OPP |
| SCORING | 266 | 359 |
| Points Per Game | 22.2 | 29.9 |
| Points Off Turnovers | 33 | 59 |
| FIRST DOWNS | 238 | 246 |
| Rushing | 89 | 105 |
| Passing | 120 | 120 |
| Penalty | 29 | 21 |
| RUSHING YARDAGE | 1,451 | 1,875 |
| Yards Gained Rushing | 1,780 | 2,166 |
| Yards Lost Rushing | 329 | 291 |
| Rushing Attempts | 432 | 448 |
| Average Per Rush | 3.4 | 4.2 |
| Average Per Game | 120.9 | 156.2 |
| TDs Rushing | 13 | 18 |
| PASSING YARDAGE | 2,553 | 2,847 |
| Cmp-Att-Int | 215-366-10 | 221-364-10 |
| Average Per Pass | 7.0 | 7.8 |
| Average Per Catch | 11.9 | 12.9 |
| Average Per Game | 212.8 | 237.2 |
| TDs Passing | 18 | 25 |
| TOTAL OFFENSE | 4,004 | 4,722 |
| Total Plays | 798 | 812 |
| Average Per Play | 5.0 | 5.8 |
| Average Per Game | 333.7 | 393.5 |
| KICK RETURNS: #-YARDS | 31-657 | 19-421 |
| PUNT RETURNS: #-YARDS | 12-31 | 23-182 |
| INT RETURNS: #-YARDS | 10-98 | 10-140 |
| KICK RETURN AVERAGE | 21.2 | 22.2 |
| PUNT RETURN AVERAGE | 2.6 | 7.9 |
| INT RETURN AVERAGE | 9.8 | 14.0 |
| FUMBLES-LOST | 19-8 | 10-3 |
| PENALTIES-YARDS | 65-608 | 77-713 |
| Average Per Game | 50.7 | 59.4 |
| PUNTS-YARDS | 58-2,612 | 53-2,221 |
| Average Per Punt | 45.0 | 41.9 |
| Net Punt Average | 39.8 | 40.6 |
| KICKOFFS-YARDS | 52-3,105 | 68-4,142 |
| Average Per Kick | 59.7 | 60.9 |
| Net Kick Average | 40.1 | 37.6 |
| TIME OF POSSESSION/GAME | 31:59 | 30:24 |
| 3RD-DOWN CONVERSIONS | 62/167 | 56/154 |
| 3rd-Down Pct. | 37% | 36% |
| 4TH-DOWN CONVERSIONS | 9/26 | 10/19 |
| 4th-Down Pct. | 35% | 53% |
| SACKS BY-YARDS | 21-128 | 26-203 |
| MISC YARDS | 27 | - |
| TOUCHDOWNS SCORED | 33 | 45 |
| FIELD GOALS-ATTEMPTS | 11-15 | 16-21 |
| ON-SIDE KICKS | 1-2 | - |
| RED-ZONE SCORES | (27-33) 82% | (40-44) 91% |
| RED-ZONE TOUCHDOWNS | (21-33) 64% | (28-44) 64% |
| PAT-ATTEMPTS | (31-32) 97% | (39-41) 95% |
| ATTENDANCE | 267,536 | 368,804 |
| Games/Avg Per Game | 6/44,589 | 5/73,761 |
| Neutral Site Games | - | 1/22,840 |



SCORING

| | TD | FGs | PATs | | | | | DXP | Saf | Points |
|---------------------------|----------|------------|------------|------|----------|------|------------|-----|-----|-----------|
| | | | Kick | Rush | Rcv | Pass | | | | |
| Freeman, Chris | - | 10-14 | 29-30 | - | - | - | - | - | - | 59 |
| McCutley, Donaven | 6 | - | - | - | - | - | - | - | - | 36 |
| Lucas, Jaylin | 5 | - | - | - | - | - | - | - | - | 30 |
| Sorsby, Brendan | 4 | - | - | - | - | 1-1 | - | - | - | 24 |
| Carter, DeQuece | 3 | - | - | - | 1 | - | - | - | - | 20 |
| Henderson, Josh | 3 | - | - | - | - | - | - | - | - | 18 |
| Howland, Trent | 2 | - | - | - | - | - | - | - | - | 12 |
| Cooper Jr., Omar | 2 | - | - | - | - | - | - | - | - | 12 |
| Turner, Christian | 2 | - | - | - | - | - | - | - | - | 12 |
| Jackson, Tayven | 1 | - | - | - | - | - | 1-2 | - | - | 6 |
| Coby, Anderson | 1 | - | - | - | - | - | - | - | - | 6 |
| Camper, Cam | 1 | - | - | - | - | - | - | - | - | 6 |
| Walker, Trey | 1 | - | - | - | - | - | - | - | - | 6 |
| Moore, Louis | 1 | - | - | - | - | - | - | - | - | 6 |
| Bomba, James | 1 | - | - | - | - | - | - | - | - | 6 |
| Radacic, Nicolas | - | 1-1 | 2-2 | - | - | - | - | - | - | 5 |
| Williams Jr., E.J. | - | - | - | - | 1 | - | - | - | - | 2 |
| Indiana | 33 | 11-15 | 31-32 | - | 2 | 2-3 | - | - | - | 266 |
| Opponent | 45 | 16-21 | 39-41 | 0-1 | - | 0-4 | - | - | 1 | 359 |

FIELD GOALS

| | FGM-FGA | Pct. | 01-19 | 20-29 | 30-39 | 40-49 | 50+ | Long | Blk |
|-------------------------|------------|--------------|-------|------------|-------|-------|-----|-----------|-----|
| Freeman, Chris | 10-14 | 71.4 | 1-1 | 3-3 | 3-4 | 2-4 | 1-2 | 50 | 1 |
| Radacic, Nicolas | 1-1 | 100.0 | - | 1-1 | - | - | - | 21 | - |
| Indiana | 11-15 | .733 | 1-1 | 4-4 | 3-4 | 2-4 | 1-2 | 50 | 1 |
| Opponent | 16-21 | .762 | - | 9-9 | 2-5 | 4-5 | 1-2 | 50 | 1 |

Progression (# # distance made; m - missed; b - blocked)

Freeman: 42 | 28, 21 | - | 19, 39 | 25 | - | - | 37m, 35 | 43m, 27, 50 | 41 | 53m, 48m | 39
Radacic: - | 1-1 | - | - | - | - | - | - | - | - | - | - | - | -
Opponent: 40, 22, 22 | - | 38m | 25, 32m, 23 | 44, 44b | 29 | 21 | 51m, 50 | - | 24, 27, 21 | 43 | 30m, 33, 44, 35

PUNTING

| | No. | Yds. | Avg. | Long | TB | FC | I20 | 50+ | Blk |
|---------------------|-----------|--------------|-------------|-----------|----------|-----------|-----------|-----------|-----|
| Evans, James | 57 | 2,612 | 45.8 | 70 | 6 | 16 | 15 | 22 | - |
| TEAM | 1 | - | - | - | - | - | - | - | 1 |
| Indiana | 58 | 2,612 | 45.0 | 70 | 6 | 16 | 15 | 22 | 1 |
| Opponent | 53 | 2,221 | 41.9 | 56 | 2 | 25 | 20 | 12 | - |

KICKOFFS

| | No. | Yds. | Avg. | TB | OB | Returns | Net | Long |
|----------------------------|----------|------------|-------------|----|----------|---------|------|------|
| Freeman, Chris | 50 | 3,004 | 60.1 | 24 | 2 | - | - | - |
| Quintero, Alejandro | 2 | 101 | 50.5 | - | 1 | - | - | - |
| Indiana | 52 | 3,105 | 59.7 | 24 | 3 | 22.2 | 40.1 | 24 |
| Opponent | 68 | 4,142 | 60.9 | 37 | - | 21.2 | 37.6 | 100 |

TOTAL OFFENSE

| | GP-GS | Plays | Rush | Pass | Total | YPG |
|--------------------------|--------------|------------|--------------|------------|------------|--------------|
| Sorsby, Brendan | 10-7 | 348 | 286 | 1,587 | 1,873 | 187.3 |
| Jackson, Tayven | 6-5 | 156 | (-21) | 914 | 893 | 148.8 |
| Howland, Trent | 11-2 | 75 | 354 | - | 354 | 32.2 |
| Henderson, Josh | 8-5 | 81 | 337 | - | 337 | 42.1 |
| Lucas, Jaylin | 12-8 | 67 | 275 | - | 275 | 22.9 |
| Turner, Christian | 12-2 | 52 | 227 | - | 227 | 18.9 |
| McCutley, Donaven | 12-11 | 4 | (-1) | 44 | 43 | 3.6 |
| Holloman, David | 10-0 | 6 | 18 | - | 18 | 1.8 |
| Lowry, Broc | 4-0 | 1 | - | 8 | 8 | 2.0 |
| Carter, DeQuece | 12-3 | 1 | 1 | - | 1 | 0.1 |
| Perry, Kamryn | 9-0 | 2 | (-6) | - | (-6) | (-0.7) |
| TEAM | 12-0 | 5 | (-19) | - | (-19) | (-1.6) |
| Indiana | 12 | 789 | 1,451 | 2,553 | 4,004 | 333.7 |
| Opponent | 12 | 812 | 1,875 | 2,847 | 4,722 | 393.5 |

INTERCEPTIONS

| | No. | Yds. | Avg. | TD | Long |
|--------------------------|----------|-----------|-------------|----|-----------|
| Moore, Louis | 3 | 49 | 16.3 | 1 | 27 |
| Dunnam, Phillip | 3 | 28 | 9.3 | - | 17 |
| Sanguinetti, Josh | 2 | 7 | 3.5 | - | 7 |
| Toomer, Nicolas | 1 | - | 0.0 | - | - |
| Sharpe, Jamari | 1 | 14 | 14.0 | - | 14 |
| Indiana | 10 | 98 | 9.8 | 1 | 27 |
| Opponent | 10 | 140 | 14.0 | - | 38 |

FUMBLE RETURNS

| | No. | Yds. | Avg. | TD | Long |
|--------------------------|----------|-----------|-------------|----|-----------|
| Sanguinetti, Josh | 1 | 26 | 26.0 | - | 26 |
| Indiana | 1 | 26 | 26.0 | - | 26 |
| Opponent | 2 | 87 | 43.5 | 1 | 75 |

KICK RETURNS

| | No. | Yds. | Avg. | TD | Long |
|------------------------|----------|-----------|-------------|----|-----------|
| Lucas, Jaylin | 22 | 572 | 26.0 | 1 | 100 |
| Henderson, Josh | 3 | 25 | 8.3 | - | 12 |
| Holloman, David | 3 | 41 | 13.7 | - | 18 |
| Carter, DeQuece | 1 | 2 | 2.0 | - | - |
| Turner, Christian | 1 | 3 | 3.0 | - | 3 |
| Rudolph, Joshua | 1 | 14 | 14.0 | - | 14 |
| Indiana | 31 | 657 | 21.2 | 1 | 100 |
| Opponent | 19 | 421 | 22.2 | - | 50 |

PUNT RETURNS

| | No. | Yds. | Avg. | TD | Long |
|-----------------------|----------|----------|------------|----|------|
| Lucas, Jaylin | 9 | 14 | 1.6 | - | 29 |
| Carter, DeQuece | 2 | 14 | 7.0 | - | 15 |
| Jordan, Camden | 1 | 3 | 3.0 | - | - |
| Indiana | 12 | 31 | 2.6 | - | 29 |
| Opponent | 23 | 182 | 7.9 | 1 | 27 |

**DEFENSIVE STATISTICS**

| | GP | Tackles | | | TFL-Yds. | Sacks-Yds. | Pass Def | | | Qbh | Fumbles | | Blkd Kick | Safety |
|-----------------------------|--------------|-----------|-----------|-----------|---------------|---------------|--------------|----------|----------|----------|-------------|----------|-----------|--------|
| | | Solo | Ast. | Total | | | Int-Yds | BrUp | PD | | Rcv-Yds | FF | | |
| Casey, Aaron | 12-12 | 78 | 31 | 109 | 20.0-82 | 6.5-44 | - | 3 | 3 | 1 | - | 3 | - | - |
| Moore, Louis | 12-10 | 58 | 24 | 82 | 1.0-5 | - | 3-49 | 1 | 4 | - | - | 3 | - | - |
| Mangum-Farrar, Jacob | 12-12 | 34 | 29 | 63 | 5.0-7 | - | - | 4 | 4 | 3 | - | - | - | - |
| Dunnam, Phillip | 12-7 | 39 | 14 | 53 | 1.0-4 | - | 3-28 | 6 | 9 | - | - | - | - | - |
| Carter, Andre | 12-12 | 27 | 22 | 49 | 11.0-44 | 2.0-16 | - | 3 | 3 | 4 | - | - | - | - |
| Carr Jr., Lanell | 12-10 | 21 | 12 | 33 | 8.5-49 | 5.0-37 | - | 2 | 2 | 2 | - | - | - | - |
| Blidi, Philip | 12-11 | 10 | 20 | 30 | 4.0-9 | - | - | 1 | 1 | 2 | - | - | - | - |
| Minor, Kobebe | 11-9 | 20 | 9 | 29 | - | - | - | 4 | 4 | - | - | - | - | - |
| Toomer, Nicolas | 8-7 | 22 | 4 | 26 | 3.0-10 | 1.0-3 | 1.0-3 | 3 | 4 | 4 | - | - | - | - |
| Jackson, Myles | 12-2 | 18 | 8 | 26 | 2.0-4 | 1.0-2 | - | - | - | - | - | 1 | - | - |
| Grier, Jordan | 12-3 | 18 | 6 | 24 | 1.5-7 | - | - | - | - | - | - | - | - | - |
| Pierre, Noah | 7-5 | 16 | 6 | 22 | 1.5-2 | 1.0-1 | - | 2 | 2 | - | - | - | - | - |
| Sharpe, Jamari | 12-9 | 18 | 4 | 22 | 1.0-4 | - | 1-14 | 2 | 3 | - | - | - | - | - |
| Burris Jr., Marcus | 12-8 | 13 | 7 | 20 | 2.5-3 | 1.0-1 | - | - | - | - | - | - | 1 | - |
| Sanguinetti, Josh | 12-4 | 11 | 8 | 19 | 0.5-1 | - | 2-7 | 2 | 4 | - | 2-26 | - | - | - |
| Rudolph, Joshua | 12-0 | 13 | 5 | 18 | 2.5-4 | - | - | 1 | 1 | - | - | - | - | - |
| Lucas Jr., Patrick | 12-1 | 8 | 6 | 14 | 0.5-1 | - | - | - | - | - | - | - | - | - |
| Shaw, Jordan | 4-2 | 8 | 4 | 12 | 0.5-7 | 0.5-7 | - | 1 | 1 | 1 | - | - | - | - |
| Johnson, JoJo | 12-0 | 6 | 6 | 12 | - | - | - | 1 | 1 | - | - | - | - | - |
| Jones, Anthony | 12-4 | 8 | 4 | 12 | 0.5-1 | - | - | - | - | 1 | - | - | - | - |
| Cox, LeDarius | 12-4 | 7 | 3 | 10 | 2.0-6 | - | - | - | - | - | - | - | - | - |
| Ferrell, Amare | 12-0 | 10 | - | 10 | 1.0-2 | - | - | - | - | - | - | - | - | - |
| Hohlt, Matt | 10-0 | 4 | 5 | 9 | - | - | - | - | - | - | - | - | - | - |
| Sneed Jr., Venson | 12-0 | 3 | 2 | 5 | 1.5-4 | - | - | - | - | - | - | 1 | - | - |
| Johnson, Jamier | 4-0 | 4 | 1 | 5 | - | - | - | 1 | 1 | - | - | - | - | - |
| Bonds, Bryson | 11-0 | 4 | - | 4 | - | - | - | - | - | - | - | - | - | - |
| James, Nick | 12-0 | 2 | 2 | 4 | 1.0-6 | 1.0-6 | - | 1 | 1 | - | - | - | - | - |
| Monds III, James | 11-0 | 1 | 3 | 4 | - | - | - | - | - | - | - | - | - | - |
| McDaniel, Tyrik | 12-0 | 3 | 1 | 4 | - | - | - | - | - | - | - | - | - | - |
| Harrison, Robby | 4-0 | 1 | 2 | 3 | - | - | - | - | - | - | - | - | - | - |
| Casey, Jared | 12-0 | 1 | 2 | 3 | - | - | - | - | - | - | 1-0 | - | - | - |
| Bedford, Matthew | 12-11 | 1 | 1 | 2 | - | - | - | - | - | - | - | - | - | - |
| Schott, Jackson | 9-0 | - | 2 | 2 | - | - | - | - | - | - | - | - | - | - |
| Wracher, Sean | 12-0 | 1 | 1 | 2 | - | - | - | - | - | - | - | - | - | - |
| Turner, Kaiden | 6-0 | 1 | 1 | 2 | - | - | - | - | - | - | - | - | - | - |
| Kelly, Jamison | 4-0 | 1 | - | 1 | - | - | - | - | - | - | - | - | - | - |
| Sorsby, Brendan | 10-7 | 1 | - | 1 | - | - | - | - | - | - | - | - | - | - |
| Katic, Mike | 11-11 | 1 | - | 1 | - | - | - | - | - | - | - | - | - | - |
| McCulley, Donaven | 12-11 | 1 | - | 1 | - | - | - | 1 | 1 | - | - | - | - | - |
| Stewart, Race | 1-0 | 1 | - | 1 | 1.0-4 | 1.0-4 | - | - | - | - | - | - | - | - |
| Evans, James | 12-0 | 1 | - | 1 | - | - | - | - | - | - | - | - | - | - |
| Benson, Kahlil | 11-11 | 1 | - | 1 | - | - | - | - | - | - | - | - | - | - |
| Bomba, James | 11-7 | - | 1 | 1 | - | - | - | - | - | - | - | - | - | - |
| Freeman, Chris | 12-0 | 1 | - | 1 | - | - | - | - | - | - | - | - | - | - |
| Indiana | 12-0 | 497 | 256 | 753 | 73.0-266 | 21.0-128 | 10-98 | 39 | 49 | 14 | 3-26 | 8 | 1 | - |
| Opponent | 12-0 | 470 | 324 | 794 | 66.0-295 | 26.0-203 | 10-140 | 40 | 50 | 22 | 8-87 | 8 | 2 | 1 |

2023 GAME-BY-GAME STATISTICS

INDIANA STATISTICS

OFFENSE

| Opponent | RUSHING | | | RECEIVING | | | PASSING | | | KICK RET | | | PUNT RET | | | Total Off. | | |
|------------------------------|---------|-------|----|-----------|------|-------|---------|------------|-------|----------|----|------|----------|------|-------|------------|------|-------|
| | No. | Yds. | TD | No. | Yds. | TD | Cmp | Att | Int | Yds. | TD | Long | No. | Yds. | TD | | Long | |
| OHIO STATE | 33 | 71 | 11 | 9 | 82 | 24 | 9 | 20-0 | 82 | 24 | 3 | 38 | 16 | 2 | 51 | 29 | 153 | |
| INDIANA STATE vs. Louisville | 42 | 214 | 5 | 25 | 344 | 31 | 27 | 37-0 | 344 | 31 | 2 | 39 | 27 | 2 | (-17) | - | 558 | |
| AKRON | 27 | 58 | 1 | 12 | 24 | 299 | 1 | 24-34-1 | 299 | 1 | 41 | - | - | - | - | - | 357 | |
| at Maryland | 34 | 92 | 1 | 17 | 11 | 190 | 1 | 11-26-1 | 190 | 1 | 40 | 3 | 39 | 34 | 1 | - | 282 | |
| at Michigan | 37 | 116 | - | 11 | 25 | 205 | 2 | 25-41-1 | 205 | 2 | 26 | 2 | 79 | 56 | 2 | (-8) | 321 | |
| RUTGERS | 33 | 92 | - | 16 | 14 | 140 | 1 | 14-29-2 | 140 | 1 | 44 | 3 | 50 | 18 | - | - | 232 | |
| at Penn State | 29 | 153 | 1 | 17 | 15 | 126 | 1 | 15-31-0 | 126 | 1 | 35 | 2 | 20 | 17 | 1 | (-3) | 279 | |
| WISCONSIN | 34 | 80 | - | 15 | 13 | 269 | 3 | 13-19-1 | 269 | 3 | 90 | - | - | - | 2 | (-6) | 349 | |
| at Illinois | 41 | 75 | 1 | 13 | 19 | 186 | 1 | 19-31-0 | 186 | 1 | 32 | 3 | 64 | 33 | - | - | 261 | |
| MICHIGAN STATE | 43 | 162 | 3 | 19 | 22 | 289 | 3 | 22-33-1 | 289 | 3 | 41 | 4 | 108 | 38 | - | - | 451 | |
| at Purdue | 45 | 205 | 1 | 25 | 19 | 197 | 2 | 19-34-0 | 197 | 2 | 38 | 1 | 26 | 26 | 1 | 15 | 15 | |
| Indiana | 34 | 133 | - | 29 | 17 | 226 | 3 | 17-31-3 | 226 | 3 | 33 | 8 | 194 | 100 | 1 | (-1) | 359 | |
| Indiana | 432 | 1,451 | 13 | 29 | 215 | 2,553 | 18 | 215-366-10 | 2,553 | 18 | 90 | 31 | 657 | 100 | 12 | 31 | 29 | 4,004 |

DEFENSE

| Opponent | TACKLES | | | | | | FF | FR-Yds. | Int-Yds. | QBH | PBU | Blkd kick | XPTS | | | Off To | Pts. |
|------------------------------|---------|-------|-------|----------|----------|------|------|---------|----------|-----|-----|-----------|------|------|------|--------|------|
| | Solo | Asst. | Total | TFL-Yds. | Sacks | Yds. | | | | | | | M-A | Rush | Rec. | | |
| OHIO STATE | 41 | 22 | 63 | 5.0-13 | - | 1 | - | 1-11 | - | 8 | - | - | - | - | - | 3 | 3 |
| INDIANA STATE vs. Louisville | 26 | 20 | 46 | 7.0-23 | 4.0-16 | - | - | 1-0 | 2 | 1 | - | 5-5 | - | - | - | - | 41 |
| AKRON | 36 | 24 | 60 | 4.0-25 | 2.0-13 | - | - | 1-0 | 3 | 3 | - | 2-2 | - | - | - | 7 | 14 |
| at Maryland | 45 | 30 | 75 | 6.0-19 | 2.0-12 | 1 | - | 3-66 | 1 | 4 | - | 3-3 | - | 1 | - | 7 | 29 |
| at Michigan | 32 | 10 | 42 | 3.0-10 | 1.0-0 | - | - | - | - | 4 | 1 | 2-3 | - | - | - | - | 17 |
| RUTGERS | 48 | 20 | 68 | 6.0-25 | 4.0-21 | 2 | - | - | - | 1 | - | 1-1 | - | - | - | - | 7 |
| at Penn State | 48 | 12 | 60 | 3.0-15 | 1.0-6 | - | - | - | - | 1 | - | 2-2 | - | - | - | - | 14 |
| WISCONSIN | 49 | 22 | 71 | 6.0-29 | 3.0-23 | 1 | - | 1-7 | 4 | 2 | - | 3-3 | - | - | - | 3 | 24 |
| at Illinois | 37 | 26 | 63 | 7.0-27 | 2.0-17 | 2 | 2-26 | - | - | 9 | - | 2-2 | - | - | - | - | 20 |
| MICHIGAN STATE | 39 | 28 | 67 | 7.0-19 | 1.0-8 | 1 | 1-0 | 1-0 | 1 | 4 | - | 4-5 | - | 1 | - | 13 | 45 |
| at Purdue | 42 | 22 | 64 | 6.0-19 | - | 1 | - | 2-14 | 3 | 1 | - | 3-3 | - | - | - | - | 21 |
| Indiana | 54 | 20 | 74 | 13.0-42 | 1.0-5 | 1 | - | - | - | 1 | - | 4-4 | - | - | - | - | 31 |
| Indiana | 497 | 256 | 753 | 73.0-266 | 20.0-121 | 8 | 3-26 | 10-98 | 14 | 39 | 1 | 31-32 | - | 2 | - | 33 | 266 |

KICKING

| Opponent | Punting | | | | | | | | Field Goals | | | Kicks | | | | | |
|------------------------------|---------|-------|------|------|------|----|----|-----|-------------|-------|------|-------|-----|-------|------|----|----|
| | No. | Yds. | Avg. | Long | Blkd | TB | FC | 50+ | I20 | M-A | Long | Blkd | No. | Yds. | Avg. | TB | OB |
| OHIO STATE | 6 | 325 | 54.2 | 60 | - | 1 | 2 | 4 | 1 | 1-1 | 42 | - | 2 | 127 | 63.5 | 1 | - |
| INDIANA STATE vs. Louisville | 2 | 102 | 51.0 | 56 | - | 1 | - | 1 | - | 2-2 | 28 | - | 8 | 449 | 56.1 | 3 | 2 |
| AKRON | 5 | 196 | 39.2 | 52 | - | - | 2 | 1 | 2 | - | - | - | 2 | 130 | 65.0 | 2 | - |
| at Maryland | 7 | 313 | 44.7 | 53 | - | 2 | 2 | 3 | 1 | 2-2 | 39 | - | 4 | 253 | 63.2 | 1 | - |
| at Michigan | 5 | 183 | 36.6 | 41 | - | - | 1 | - | 1 | 1-1 | 25 | - | 4 | 260 | 65.0 | 4 | - |
| RUTGERS | 4 | 167 | 41.8 | 54 | - | - | 1 | 2 | 1 | - | - | - | 2 | 108 | 54.0 | 0 | - |
| at Penn State | 5 | 215 | 43.0 | 70 | 1 | 2 | 2 | 1 | - | - | - | - | 3 | 170 | 56.7 | 2 | - |
| WISCONSIN | 4 | 230 | 57.5 | 64 | - | - | 1 | 4 | 1 | 1-2 | 35 | - | 5 | 254 | 50.8 | 1 | - |
| at Illinois | 6 | 266 | 44.3 | 55 | - | - | 1 | 1 | 3 | 2-3 | 50 | - | 5 | 325 | 65.0 | 5 | - |
| MICHIGAN STATE | 4 | 150 | 37.5 | 48 | - | - | 2 | - | 1 | 1-1 | 41 | - | 7 | 418 | 59.7 | 3 | - |
| at Purdue | 5 | 234 | 46.8 | 58 | - | - | 1 | 2 | 1 | 0-2 | - | 1 | 4 | 255 | 63.8 | 2 | - |
| Indiana | 5 | 231 | 46.2 | 55 | - | - | 1 | 2 | 2 | 1-1 | 39 | - | 6 | 356 | 59.3 | - | 1 |
| Indiana | 58 | 2,612 | 45.0 | 70 | 1 | 6 | 16 | 22 | 15 | 11-15 | 50 | 1 | 52 | 3,105 | 59.7 | 24 | 3 |

STARTING LINEUPS

OFFENSE (* - Started two running backs | ^ - Started two tight ends)

| Opponent | LT | LG | C | RG | RT | QB | RB | WR | WR | WR | TE |
|------------------------------|-------|-------|-----------|---------|--------|-------------|-----------|--------------------|--------------|-------------------------|--------|
| OHIO STATE | Smith | Katic | Carpenter | Bedford | Benson | Sorsby | Lucas | Bomba ^A | Camper | Henderson [*] | Archer |
| INDIANA STATE vs. Louisville | Smith | Katic | Carpenter | Bedford | Benson | Jackson, T. | Lucas | McCulley, Do. | Camper | Carter, D. | Archer |
| AKRON | Smith | Katic | Carpenter | Longman | Benson | Jackson, T. | Lucas | McCulley, Do. | Camper | Henderson [*] | Bomba |
| at Maryland | Smith | Katic | Carpenter | Bedford | Benson | Jackson, T. | Lucas | McCulley, Do. | Camper | Carter, D. | Walker |
| at Michigan | Smith | Katic | Carpenter | Bedford | Benson | Jackson, T. | Turner | McCulley, Do. | Camper | Steinfeldt ^A | Walker |
| RUTGERS | Smith | Katic | Carpenter | Bedford | Benson | Jackson, T. | Lucas | McCulley, Do. | Camper | Carter, D. | Bomba |
| at Penn State | Smith | Katic | Carpenter | Bedford | Benson | Sorsby | Turner | McCulley, Do. | Camper | Henderson [*] | Walker |
| WISCONSIN | Smith | Katic | Carpenter | Bedford | Benson | Sorsby | Lucas | McCulley, Do. | Camper | Bomba ^A | Bomba |
| at Illinois | Smith | Katic | Carpenter | Bedford | Benson | Sorsby | Lucas | McCulley, Do. | Cooper Jr. | Henderson [*] | Walker |
| MICHIGAN STATE | Smith | Katic | Carpenter | Bedford | Benson | Sorsby | Henderson | McCulley, Do. | Williams Jr. | Bomba ^A | Walker |
| at Purdue | Smith | Katic | Carpenter | Bedford | Benson | Sorsby | Howland | McCulley, Do. | Williams Jr. | Bomba ^A | Walker |
| Indiana | Smith | Katic | Carpenter | Bedford | Benson | Sorsby | Lucas | McCulley, Do. | Williams Jr. | Howland [*] | Walker |

DEFENSE (% - started three linebackers)

| Opponent | DE | DT | DT | BULL | LB | LB | CB | S | Husky | S | CB |
|------------------------------|------------|------------|-------|-------------|-----------|---------------|-----------|-------|-------------|-------------|--------|
| OHIO STATE | Carter, A. | Cox | Bildi | Carr Jr. | Casey, A. | Mangum-Farrar | Toomer | Moore | Pierre | Sanguinetti | Sharpe |
| INDIANA STATE vs. Louisville | Carter, A. | Cox | Bildi | Jackson, M. | Casey, A. | Mangum-Farrar | Toomer | Moore | Pierre | Dunnam | Sharpe |
| AKRON | Carter, A. | Cox | Bildi | Jackson, M. | Casey, A. | Mangum-Farrar | Minor, K. | Moore | Pierre | Dunnam | Sharpe |
| at Maryland | Carter, A. | Burris Jr. | Bildi | Carr Jr. | Casey, A. | Mangum-Farrar | Minor | Grier | Pierre | Dunnam | Sharpe |
| at Michigan | Carter, A. | Burris Jr. | Bildi | Carr Jr. | Casey, A. | Mangum-Farrar | Minor | Moore | Jones, A. % | Dunnam | Sharpe |
| RUTGERS | Carter, A. | Burris Jr. | Bildi | Carr Jr. | Casey, A. | Mangum-Farrar | Minor | Moore | Jones, A. % | Dunnam | Toomer |
| at Penn State | Carter, A. | Burris Jr. | Bildi | Carr Jr. | Casey, A. | Mangum-Farrar | Minor | Moore | Pierre | Dunnam | Toomer |
| WISCONSIN | Carter, A. | Burris Jr. | Bildi | Carr Jr. | Casey, A. | Mangum-Farrar | Minor | Moore | Jones, A. % | Sharpe | Toomer |
| at Illinois | Carter, A. | Burris Jr. | Bildi | Carr Jr. | Casey, A. | Mangum-Farrar | Sharpe | Moore | Shaw | Sanguinetti | Toomer |
| MICHIGAN STATE | Carter, A. | Burris Jr. | Bildi | Carr Jr. | Casey, A. | Mangum-Farrar | Minor | Moore | Shaw | Sanguinetti | Toomer |
| at Purdue | Carter, A. | Burris Jr. | Bildi | Carr Jr. | Casey, A. | Mangum-Farrar | Minor | Moore | Grier | Dunnam | Sharpe |
| Indiana | Carter, A. | Burris Jr. | Bildi | Carr Jr. | Casey, A. | Mangum-Farrar | Minor | Moore | Jones, A. % | Sanguinetti | Sharpe |

**OPPONENT STATISTICS****OFFENSE**

| Opponent | RUSHING | | | RECEIVING | | | PASSING | | | KICK RET | | | PUNT RET | | | Total Off. | | | | | |
|----------------|---------|-------|----|-----------|------|-------|-------------|------|------------|----------|------|----|----------|------|----|------------|----|-----|----|-----|-------|
| | No. | Yds. | TD | No. | Yds. | TD | Cmp-Att-Int | Yds. | TD | No. | Yds. | TD | No. | Yds. | TD | | | | | | |
| OHIO STATE | 31 | 143 | 2 | 19 | 21 | 237 | - | 49 | 21-36-1 | 237 | - | 49 | 1 | 23 | - | 23 | 14 | - | 8 | 380 | |
| INDIANA STATE | 32 | 72 | - | 11 | 3 | 21 | - | 15 | 3-11-1 | 21 | - | 15 | 1 | 17 | - | 17 | - | - | - | 93 | |
| vs. Louisville | 39 | 184 | 2 | 25 | 13 | 238 | 1 | 85 | 13-23-1 | 238 | 1 | 85 | - | - | - | 2 | 9 | - | 5 | 422 | |
| AKRON | 40 | 263 | 3 | 71 | 25 | 204 | - | 28 | 25-43-3 | 204 | - | 28 | 3 | 55 | - | 20 | 1 | (-) | - | 467 | |
| at Maryland | 23 | 120 | 1 | 32 | 24 | 352 | 5 | 62 | 24-34-0 | 352 | 5 | 62 | - | - | - | 2 | 24 | - | 23 | 472 | |
| at Michigan | 42 | 163 | 3 | 22 | 19 | 244 | 4 | 54 | 19-22-0 | 244 | 4 | 54 | 2 | 36 | - | 28 | 2 | 37 | - | 407 | |
| RUTGERS | 55 | 276 | 3 | 80 | 5 | 319 | - | 11 | 5-12-0 | 319 | - | 11 | - | - | - | 1 | 32 | 1 | 17 | 315 | |
| at Penn State | 43 | 132 | 1 | 12 | 20 | 210 | 3 | 57 | 20-31-1 | 210 | 3 | 57 | 2 | 61 | - | 50 | 3 | 19 | - | 342 | |
| WISCONSIN | 28 | 101 | - | 18 | 21 | 243 | 2 | 54 | 21-43-0 | 243 | 2 | 54 | - | - | - | 4 | 29 | - | 22 | 344 | |
| at Illinois | 35 | 155 | 2 | 37 | 24 | 507 | 4 | 67 | 24-36-1 | 507 | 4 | 67 | 3 | 54 | - | 24 | 1 | 4 | - | 662 | |
| MICHIGAN STATE | 33 | 88 | - | 18 | 25 | 277 | 3 | 36 | 25-39-2 | 277 | 3 | 36 | 2 | 38 | - | 23 | 1 | 1 | - | 365 | |
| at Purdue | 47 | 178 | 1 | 28 | 21 | 275 | 3 | 44 | 21-34-0 | 275 | 3 | 44 | 5 | 137 | - | 49 | 3 | 14 | - | 453 | |
| Opponent | 448 | 1,875 | 18 | 80 | 221 | 2,847 | 25 | 85 | 221-364-10 | 2,847 | 25 | 85 | 19 | 421 | - | 50 | 23 | 182 | 1 | 27 | 4,722 |

DEFENSE

| Opponent | TACKLES | | | | | FF | FR-Yds. | Int-Yds. | QBH | PBU | Blkd kick | XPTS | | | Safety | Off TO | Pts. |
|----------------|---------|------|-------|----------|------------|----|---------|----------|-----|-----|-----------|-------|------|------|--------|--------|------|
| | Solo | Ast. | Total | TFL-Yds. | Sacks-Yds. | | | | | | | M-A | Rush | Rec. | | | |
| OHIO STATE | 36 | 22 | 58 | 6.0-17 | 1.0-5 | - | - | - | - | 4 | - | 2-2 | - | - | - | - | 23 |
| INDIANA STATE | 47 | 36 | 83 | 3.0-8 | 1.0-1 | 1 | 1-75 | - | - | 1 | - | 1-1 | - | - | - | 7 | 7 |
| vs. Louisville | 36 | 26 | 62 | 6.0-12 | - | 1 | - | 1-0 | 2 | 3 | - | 3-3 | - | - | - | 7 | 21 |
| AKRON | 33 | 24 | 57 | 5.0-29 | 3.0-21 | - | 1-0 | 1-25 | 2 | 2 | - | 3-3 | - | - | - | 3 | 27 |
| at Maryland | 54 | 20 | 74 | 8.0-35 | 3.0-24 | - | 1-0 | 1-0 | 1 | 3 | - | 5-6 | - | - | - | - | 44 |
| at Michigan | 30 | 36 | 66 | 8.0-36 | 4.0-30 | 3 | 2-12 | 2-66 | 7 | 3 | - | 7-7 | - | - | - | 17 | 52 |
| RUTGERS | 30 | 22 | 52 | 2.0-3 | - | - | 1-0 | - | - | 9 | 1 | 4-4 | - | - | - | 3 | 31 |
| at Penn State | 36 | 16 | 52 | 4.0-26 | 3.0-21 | 2 | 1-0 | 1-17 | 1 | 1 | - | 4-4 | - | - | 1 | 10 | 33 |
| WISCONSIN | 36 | 40 | 76 | 8.0-42 | 2.0-26 | - | - | - | 4 | 4 | - | 2-2 | - | - | - | - | 14 |
| at Illinois | 44 | 32 | 76 | 7.0-36 | 4.0-27 | - | 1-0 | 1-0 | 2 | 4 | - | 3-4 | - | - | - | 6 | 48 |
| MICHIGAN STATE | 48 | 30 | 78 | 4.0-27 | 3.0-24 | 1 | 1-0 | - | 2 | 4 | 1 | 3-3 | - | - | - | - | 24 |
| at Purdue | 40 | 20 | 60 | 5.0-24 | 2.0-18 | - | - | 3-32 | 1 | 2 | - | 2-2 | - | - | - | 6 | 35 |
| Opponent | 470 | 324 | 794 | 66.0-295 | 25.0-197 | 8 | 8-87 | 10-140 | 22 | 40 | 2 | 39-41 | 0 | 0 | 1 | 59 | 359 |

KICKING

| Opponent | Punting | | | | | | | | Field Goals | | | Kickoffs | | | | | | |
|----------------|---------|-------|------|------|------|----|----|-----|-------------|-----|-------|----------|-----|------|-------|------|----|---|
| | No. | Yds. | Avg. | Long | Blkd | TB | FC | 50+ | I20 | M-A | Long | Blkd | No. | Yds. | Avg. | TB | OB | |
| OHIO STATE | 4 | 183 | 45.8 | 56 | - | - | 1 | 2 | - | 3-3 | 40 | - | 6 | 388 | 64.7 | 3 | - | |
| INDIANA STATE | 8 | 311 | 38.9 | 50 | - | - | 5 | 1 | 1 | - | - | - | 2 | 109 | 54.5 | - | - | |
| vs. Louisville | 3 | 89 | 29.7 | 41 | - | - | 1 | - | 2 | 0-1 | - | - | 4 | 260 | 65.0 | 4 | - | |
| AKRON | 5 | 218 | 43.6 | 48 | - | - | 3 | - | 1 | 2-3 | 25 | - | 4 | 189 | 47.2 | 1 | - | |
| at Maryland | 3 | 133 | 44.3 | 46 | - | - | - | 3 | - | 1-2 | 44 | 1 | 8 | 515 | 64.4 | 6 | - | |
| at Michigan | 2 | 72 | 36.0 | 39 | - | - | 1 | - | - | 1-1 | 28 | - | 9 | 579 | 64.3 | 6 | - | |
| RUTGERS | 4 | 162 | 40.5 | 55 | - | - | 1 | 1 | 2 | 1-1 | 21 | - | 5 | 290 | 58.0 | 3 | - | |
| at Penn State | 6 | 294 | 49.0 | 54 | - | - | 1 | 3 | 4 | 2 | 1-2 | 50 | - | 5 | 325 | 65.0 | 5 | - |
| WISCONSIN | 5 | 203 | 40.6 | 51 | - | - | 3 | 1 | 2 | - | - | - | 3 | 177 | 59.0 | - | - | |
| at Illinois | 3 | 121 | 40.3 | 44 | - | - | 1 | 2 | - | 3-3 | 27 | - | 9 | 569 | 63.2 | 5 | - | |
| MICHIGAN STATE | 4 | 204 | 51.0 | 56 | - | - | 1 | 3 | 3 | 1-1 | 43 | - | 5 | 323 | 64.6 | 4 | - | |
| at Purdue | 6 | 231 | 38.5 | 43 | - | - | 4 | - | 3 | 3-4 | 44 | - | 8 | 418 | 52.2 | - | - | |
| Opponent | 53 | 2,221 | 41.9 | 56 | - | - | 2 | 25 | 12 | 20 | 16-21 | 50 | 1 | 68 | 4,142 | 60.9 | 37 | - |

TIME OF POSSESSION

| Opponent | Score | 1st Qtr | 2nd Qtr | 3rd Qtr | 4th Qtr | 1st Half | 2nd Half | Overall |
|----------------|-------------|---------|---------|---------|---------|----------|----------|---------|
| OHIO STATE | 3-23 | 7:22 | 7:26 | 4:52 | 8:25 | 14:48 | 13:17 | 28:05 |
| INDIANA STATE | 41-7 | 8:32 | 8:31 | 8:15 | 11:31 | 17:03 | 18:46 | 36:49 |
| vs. Louisville | 14-21 | 10:18 | 5:51 | 10:14 | 4:49 | 16:09 | 15:03 | 31:12 |
| AKRON | 29-27 (AOT) | 6:43 | 6:43 | 3:06 | 9:04 | 13:26 | 12:10 | 25:36 |
| at Maryland | 17-44 | 8:35 | 12:16 | 7:14 | 9:59 | 20:51 | 17:13 | 38:04 |
| at Michigan | 7-52 | 9:44 | 4:21 | 6:55 | 6:13 | 14:05 | 13:08 | 27:13 |
| RUTGERS | 14-31 | 6:51 | 3:56 | 5:25 | 6:10 | 10:47 | 11:35 | 22:22 |
| at Penn State | 24-33 | 4:06 | 4:27 | 7:44 | 8:16 | 8:35 | 16:00 | 24:35 |
| WISCONSIN | 20-14 | 10:49 | 10:07 | 5:24 | 7:05 | 20:56 | 12:29 | 33:25 |
| at Illinois | 45-48 | 9:12 | 7:24 | 7:22 | 5:43 | 16:34 | 13:17 | 29:51 |
| MICHIGAN STATE | 21-24 | 4:28 | 6:36 | 8:50 | 9:02 | 11:04 | 17:52 | 28:56 |
| at Purdue | 31-35 | 8:31 | 6:13 | 6:04 | 6:11 | 14:44 | 12:15 | 26:59 |

THIRD DOWN, FOURTH DOWN & RED ZONE EFFICIENCY

| Opponent | Third Down and | | | | | | | | | | 4th Down | Red Zone | |
|----------------|---------------------|-----|-----|---------------------|-----|-----|-----|-------------------|-----|-----|----------|----------|-------|
| | 1 | 2 | 3 | 4 | 5 | 6 | 7 | 8 | 9 | 10+ | | | |
| OHIO STATE | -- | 1-1 | 2-2 | 0-1 | 1-3 | 0-1 | 0-2 | 1-2 | -- | 0-3 | 5-15 | 1-3 | -- |
| INDIANA STATE | 2-2 | 4-4 | -- | 2-2 | 1-1 | 0-1 | 0-1 | -- | 2-2 | 1-2 | 12-16 | -- | 5-5 |
| vs. Louisville | 1-1 | -- | -- | 1-1 | -- | -- | 1-2 | 0-2 | 1-2 | -- | 5-13 | 0-2 | 1-2 |
| AKRON | 0-1 | 0-1 | -- | 0-1 | 0-1 | 2-4 | 1-2 | -- | 0-1 | 0-3 | 3-14 | 0-2 | 3-4 |
| at Maryland | 1-2 | 0-1 | 1-1 | 1-3 | -- | 1-3 | -- | 0-1 | 0-1 | 1-5 | 5-17 | 3-6 | 3-4 |
| at Michigan | 1-1 | 1-2 | 2-4 | 1-1 | -- | -- | -- | -- | 0-2 | 1-5 | 6-15 | 1-3 | 0-1 |
| RUTGERS | -- | 1-1 | -- | 1-1 | 0-1 | 0-1 | 0-2 | -- | 0-1 | 0-4 | 2-11 | 1-3 | 1-2 |
| at Penn State | 0-1 | -- | 1-3 | 0-1 | 0-1 | 2-2 | -- | 0-1 | 0-1 | 0-1 | 3-11 | 1-2 | 1-2 |
| WISCONSIN | 0-1 | -- | 1-1 | -- | 0-1 | -- | 2-5 | 1-2 | 2-4 | 0-2 | 6-16 | 1-1 | 3-3 |
| at Illinois | 1-1 | 4-5 | -- | 0-1 | -- | 1-2 | 0-1 | 0-1 | -- | 1-2 | 7-13 | 0-1 | 5-5 |
| MICHIGAN STATE | 0-1 | 4-5 | 2-3 | 0-1 | 1-1 | 1-2 | 0-1 | -- | -- | 0-2 | 8-16 | 2-3 | 3-3 |
| at Purdue | 0-1 | -- | 0-2 | 0-1 | 0-2 | 1-1 | -- | -- | 0-1 | 0-3 | 1-11 | 0-1 | 2-2 |
| Totals | 30-48 | | | 21-60 | | | | 12-60 | | | 63-168 | 10-27 | 27-33 |
| | 3rd-and-Short - 62% | | | 3rd-and-Medium: 35% | | | | 3rd-and-Long: 20% | | | 38% | 37% | 82% |

OPENING POSSESSIONS
FIRST HALF
Opponent

| | Plays | Yds. | TOP | FD | Result |
|----------------|-------|------|------|----|--------------|
| OHIO STATE | 3 | 7 | 2:10 | - | 3-and-Out |
| INDIANA STATE | 4 | 73 | 1:18 | 2 | Touchdown |
| vs. Louisville | 7 | 32 | 4:00 | 2 | Punt |
| AKRON | 3 | 1 | 2:09 | - | Punt |
| at Maryland | 8 | 32 | 4:31 | 2 | Field Goal |
| at Michigan | 3 | (-1) | 1:09 | - | Punt |
| RUTGERS | 9 | 75 | 3:32 | 3 | Touchdown |
| at Penn State | 3 | 5 | 0:48 | - | 3-and-Out |
| WISCONSIN | 9 | 66 | 4:53 | 3 | Touchdown |
| at Illinois | 3 | 2 | 0:48 | - | 3-and-Out |
| MICHIGAN STATE | 7 | 30 | 2:49 | 2 | Punt |
| at Purdue | 3 | - | 1:28 | - | Interception |

Opponent

| | Plays | Yds. | TOP | FD | Result |
|----------------|-------|-------|------|----|-------------------|
| OHIO STATE | 11 | 80 | 5:34 | 3 | Touchdown |
| INDIANA STATE | 3 | (-2) | 1:36 | - | 3-and-Out |
| vs. Louisville | 10 | 71 | 4:27 | 3 | Missed Field Goal |
| AKRON | 8 | 48 | 3:47 | 3 | Interception |
| at Maryland | 3 | 75 | 0:35 | 1 | Touchdown |
| at Michigan | 3 | (-11) | 1:32 | - | Punt |
| RUTGERS | 15 | 75 | 8:09 | 6 | Touchdown |
| at Penn State | 6 | 19 | 3:38 | 1 | Punt |
| WISCONSIN | 7 | 33 | 2:18 | 1 | Downs |
| at Illinois | 3 | (-2) | 0:51 | - | 3-and-Out |
| MICHIGAN STATE | 8 | 80 | 3:44 | 4 | Touchdown |
| at Purdue | 4 | (-1) | 1:16 | - | Missed Field Goal |

SECOND HALF
Opponent

| | Plays | Yds. | TOP | FD | Result |
|----------------|-------|-------|------|----|-------------------|
| OHIO STATE | 3 | 7 | 1:34 | - | 3-and-Out |
| INDIANA STATE | 3 | 6 | 2:05 | - | 3-and-Out |
| vs. Louisville | 3 | 54 | 1:14 | 1 | Touchdown |
| AKRON | 3 | 3 | 1:07 | - | Punt |
| at Maryland | 4 | 9 | 1:27 | - | Downs |
| at Michigan | 3 | (-13) | 1:36 | - | Punt |
| RUTGERS | 3 | 5 | 1:03 | - | Punt |
| at Penn State | 14 | 56 | 6:30 | 4 | Missed Field Goal |
| WISCONSIN | 10 | 32 | 5:18 | 3 | Punt |
| at Illinois | 4 | 36 | 1:12 | 1 | Fumble |
| MICHIGAN STATE | 8 | 75 | 4:06 | 3 | Touchdown |
| at Purdue | - | - | - | - | Kickoff Return TD |

Opponent

| | Plays | Yds. | TOP | FD | Result |
|----------------|-------|------|------|----|------------|
| OHIO STATE | 3 | 7 | 1:20 | - | 3-and-Out |
| INDIANA STATE | 7 | 18 | 5:06 | 2 | Punt |
| vs. Louisville | 5 | 13 | 2:30 | 1 | Punt |
| AKRON | 9 | 74 | 4:21 | 4 | Touchdown |
| at Maryland | 4 | 6 | 2:04 | - | Field Goal |
| at Michigan | 4 | 65 | 2:31 | 1 | Touchdown |
| RUTGERS | 12 | 75 | 6:15 | 5 | Touchdown |
| at Penn State | 12 | 75 | 6:21 | 4 | Touchdown |
| WISCONSIN | 10 | 75 | 4:46 | 3 | Touchdown |
| at Illinois | 5 | 22 | 2:01 | 1 | Punt |
| MICHIGAN STATE | 3 | 9 | 1:55 | - | 3-and-Out |
| at Purdue | 7 | 29 | 1:48 | 2 | Field Goal |

RED ZONE BREAKDOWN BREAKDOWN
INDIANA

| Opponent | Scores/Chances | Result | Pct. |
|----------------|----------------|--|------------|
| OHIO STATE | -- | -- | -- |
| INDIANA STATE | 5/5 | 5 TD | 100% |
| vs. Louisville | 1/2 | 1 TD, 1 Downs | 50% |
| AKRON | 3/4 | 2 TD, 1 FG, 1 Downs | 75% |
| at Maryland | 3/4 | 2 TD, 1 FG, 1 Downs | 75% |
| at Michigan | -/1 | Interception | -- |
| RUTGERS | 1/2 | 1 TD, 1 Downs | 50% |
| at Penn State | 1/2 | 1 FG, 1 Missed FG | 50% |
| WISCONSIN | 3/3 | 2 TD, 1 FG | 100% |
| at Illinois | 5/5 | 5 TD | 100% |
| MICHIGAN STATE | 3/3 | 3 TD | 100% |
| at Purdue | 2/2 | 2 TD | -- |
| TOTAL | 27/33 | 23 TD, 4 FG, 3 Downs 1 Missed FG, 1 Interception, 1 Downs | 82% |

OPPONENT

| Opponent | Scores/Chances | Result | Pct. |
|----------------|----------------|--|------------|
| OHIO STATE | 4/4 | 2 TD, 2 FG | 100% |
| INDIANA STATE | -/1 | 1 INT | -- |
| vs. Louisville | 1/2 | 1 TD, 1 Missed FG | 50% |
| AKRON | 4/4 | 2 TD, 2 FG | 100% |
| at Maryland | 5/5 | 5 TD | 100% |
| at Michigan | 7/7 | 6 TD, 1 FG | 100% |
| RUTGERS | 3/3 | 2 TD, 1 FG | 100% |
| at Penn State | 4/4 | 3 TD, 1 FG | 100% |
| WISCONSIN | 1/2 | 1 TD, 1 Punt | 50% |
| at Illinois | 6/6 | 3 TD, 3 FG | 100% |
| MICHIGAN STATE | 1/1 | 1 TD | 100% |
| at Purdue | 4/5 | 2 TD, 2 FG, 1 Missed FG | 80% |
| TOTAL | 40/44 | 28 TD, 12 FG 1 INT, 2 Missed FG, 1 Punt | 91% |



2023 LONG PLAYS

OFFENSE (38)

| Yards | Type | Player(s) | Opponent |
|-------|------|---|----------------|
| 90* | Pass | Carter, DeQuee from Sorsby, Brendan | at Penn State |
| 69* | Pass | McCulley, Donaven from Sorsby, Brendan | at Penn State |
| 44* | Pass | Lucas, Jaylin from McCulley, Donaven | at Michigan |
| 41 | Pass | McCulley, Donaven from Sorsby, Brendan | at Illinois |
| 41 | Pass | Camper, Cam from Jackson, Tayven | vs. Louisville |
| 40 | Pass | Camper, Cam from Jackson, Tayven | Akron |
| 40 | Pass | Camper, Cam from Jackson, Tayven | Akron |
| 35* | Pass | Cooper Jr., Omar from Sorsby, Brendan | Rutgers |
| 33* | Pass | Carter, DeQuee from Sorsby, Brendan | at Purdue |
| 32 | Pass | McCulley, Donaven from Sorsby, Brendan | Wisconsin |
| 31 | Pass | Cooper Jr., Omar from Sorsby, Brendan | Indiana State |
| 30* | Pass | Lucas, Jaylin from Jackson, Tayven | vs. Louisville |
| 29 | Rush | Henderson, Josh | at Purdue |
| 27 | Pass | Williams Jr., E.J. from Sorsby, Brendan | at Illinois |
| 26* | Pass | Carter, DeQuee from Sorsby, Brendan | at Illinois |
| 26 | Pass | Carter, DeQuee from Sorsby, Brendan | Wisconsin |
| 26* | Pass | Cooper Jr., Omar from Sorsby, Brendan | at Penn State |
| 26 | Pass | Carter, DeQuee from Sorsby, Brendan | at Maryland |
| 25 | Pass | Williams Jr. from Sorsby, Brendan | at Purdue |
| 25 | Pass | Carter, DeQuee from Sorsby, Brendan | at Illinois |
| 25* | Rush | Lucas, Jaylin | Indiana State |
| 25* | Rush | Lucas, Jaylin | Indiana State |
| 25 | Pass | Cooper Jr., Omar from Jackson, Tayven | Indiana State |
| 24 | Pass | Archer, Bradley from Jackson, Tayven | vs. Louisville |
| 24 | Pass | McCulley, Donaven from Jackson, Tayven | vs. Louisville |
| 24 | Pass | Lucas, Jaylin from Jackson, Tayven | Indiana State |
| 24 | Pass | Camper, Cam from Jackson, Tayven | Ohio State |
| 23 | Pass | McCulley, Donaven from Sorsby, Brendan | at Illinois |
| 22 | Pass | McCulley, Donaven from Jackson, Tayven | at Maryland |
| 22 | Pass | Camper, Cam from Jackson, Tayven | vs. Louisville |
| 22 | Pass | Henderson, Josh from Jackson, Tayven | Indiana State |
| 21 | Pass | Williams Jr. from Sorsby, Brendan | Wisconsin |
| 21 | Pass | Lucas, Jaylin from Jackson, Tayven | vs. Louisville |
| 21 | Pass | Camper, Cam from Jackson, Tayven | Indiana State |
| 20 | Pass | Carter, DeQuee from Jackson, Tayven | Akron |
| 20 | Pass | Walker, Trey from Jackson, Tayven | Akron |
| 20 | Rush | Henderson, Josh | Indiana State |
| 20 | Pass | Henderson, Josh from Jackson, Tayven | Indiana State |

DEFENSE (3)

| Yards | Type | Player(s) | Opponent |
|-------|------|-------------------|-----------|
| 27 | INT | Moore, Louis | Akron |
| 26 | FR | Sanguinetti, Josh | Wisconsin |
| 22* | INT | Moore, Louis | Akron |

SPECIAL TEAMS (13)

| Yards | Type | Player(s) | Opponent |
|-------|------|-----------------|---------------|
| 100* | KR | Lucas, Jaylin | at Purdue |
| 56 | KR | Lucas, Jaylin | at Maryland |
| 54 | FGR | Dunnam, Phillip | at Maryland |
| 38 | KR | Lucas, Jaylin | at Illinois |
| 34 | KR | Lucas, Jaylin | Akron |
| 33 | KR | Lucas, Jaylin | Wisconsin |
| 32 | KR | Lucas, Jaylin | at Illinois |
| 29 | PR | Lucas, Jaylin | Ohio State |
| 27 | KR | Lucas, Jaylin | Indiana State |
| 25 | KR | Lucas, Jaylin | at Purdue |
| 23 | KR | Lucas, Jaylin | at Maryland |
| 22 | PR | Lucas, Jaylin | Ohio State |
| 20 | KR | Lucas, Jaylin | at Purdue |

BY YARDAGE/TYPE

| BY YARDAGE | | | BY TYPE | | |
|------------|-----|----|----------------|-----------|-----------|
| Yards | No. | TD | Type | No. | TD |
| 100+ | 1 | 1 | Rushing | 5 | 2 |
| 90-99 | 1 | 1 | Passing | 36 | 8 |
| 80-89 | - | - | Punt returns | 2 | - |
| 70-79 | - | - | Kick returns | 11 | 1 |
| 60-69 | 1 | 1 | Interceptions | 2 | 1 |
| 50-59 | 2 | - | Fumble returns | 1 | - |
| 40-49 | 5 | 1 | Other | 1 | - |
| 30-39 | 10 | 3 | TOTAL | 58 | 12 |
| 20-29 | 38 | 5 | | | |

BY PLAYER

| Player | No. | TD | Rush | Rec. | KR | PR | IR | FR |
|--------------------|-----------|-----------|----------|-----------|-----------|----------|----------|----------|
| Lucas, Jaylin | 19 | 5 | 2 | 4 | 11 | 2 | - | - |
| McCulley, Donaven | 8 | 1 | - | 8 | - | - | - | - |
| Carter, DeQuee | 7 | 3 | - | 7 | - | - | - | - |
| Camper, Cam | 6 | - | - | 6 | - | - | - | - |
| Cooper Jr., Omar | 4 | 2 | - | 4 | - | - | - | - |
| Henderson, Josh | 4 | - | 2 | 2 | - | - | - | - |
| Williams Jr., E.J. | 2 | - | - | 3 | - | - | - | - |
| Moore, Louis | 2 | 1 | - | - | - | - | 2 | - |
| Sorsby, Brendan | 1 | - | 1 | - | - | - | - | - |
| Archer, Bradley | 1 | - | - | 1 | - | - | - | - |
| Walker, Trey | 1 | - | - | 1 | - | - | - | - |
| Sanguinetti, Josh | 1 | - | - | - | - | - | - | 1 |
| Dunnam, Phillip | 1 | - | - | - | - | - | - | 1 |
| Total | 58 | 12 | 5 | 36 | 11 | 2 | 2 | 2 |

INDIANA GAME-BY-GAME

| Play | # | Long | Play | Opponent |
|---------|----|------|-------------------------------------|-----------------------|
| Passing | 36 | 90* | Carter, DeQuee from Sorsby, Brendan | at Penn State (10/28) |
| KR | 11 | 100* | Lucas, Jaylin | at Purdue (11/25) |
| Rushing | 5 | 29 | Henderson, Josh | at Purdue (11/25) |
| PR | 2 | 29 | Lucas, Jaylin | Ohio State (9/1) |
| INT | 2 | 27 | Moore, Louis | Akron (9/23) |
| FGR | 1 | 27 | Dunnam, Phillip | at Maryland (9/30) |
| FR | 1 | 26 | Sanguinetti, Josh | Wisconsin (11/4) |

Opp. # Long Play Type

| | | | | |
|----------------|----|--------|--|------|
| OHIO STATE | 3 | 29 | Lucas, Jaylin | PR |
| INDIANA STATE | 10 | 31 | Cooper Jr., Omar from Sorsby, Brendan | Pass |
| vs. Louisville | 6 | 41 | Camper, Cam from Jackson, Tayven | Pass |
| AKRON | 7 | 40(2x) | Camper, Cam from Jackson, Tayven | Pass |
| at Maryland | 5 | 56 | Lucas, Jaylin | KR |
| at Michigan | 1 | 44* | Lucas, Jaylin from McCulley, Donaven | Pass |
| RUTGERS | 1 | 35* | Cooper Jr., Omar from Sorsby, Brendan | Pass |
| at Penn State | 3 | 90* | Carter, DeQuee from Sorsby, Brendan | Pass |
| WISCONSIN | 5 | 33 | Lucas, Jaylin | KR |
| at Illinois | 7 | 41 | McCulley, Donaven from Sorsby, Brendan | Pass |
| MICHIGAN STATE | 4 | 38 | McCulley, Donaven from Sorsby, Brendan | Pass |
| at Purdue | 6 | 100 | Lucas, Jaylin | KR |

OPPONENT GAME-BY-GAME

| Play | # | Long | Play | Opponent |
|---------|----|------|-----------------------------------|-----------------------|
| Passing | 40 | 85* | Thrash, Jamari from Plummer, Jack | vs. Louisville (9/16) |
| Rushing | 12 | 80* | Wimsatt, Gavin | Rutgers (10/21) |
| KR | 9 | 50 | Singleton, Nicholas | at Penn State (10/28) |
| INT | 4 | 38 | Moore, Rod | at Michigan (10/14) |
| FR | 1 | 75* | Blackwell, Maddix | Indiana State (9/8) |
| PR | 3 | 27 | Morris, Tyler | at Michigan (10/14) |

Opp. # Long Play Type

| | | | | |
|----------------|----|-----|---|------|
| OHIO STATE | 4 | 49 | Stover, Cade from McCord, Kyle | Pass |
| INDIANA STATE | 1 | 75* | Blackwell, Maddix | FR |
| vs. Louisville | 4 | 85* | Thrash, Jamari from Plummer, Jack | Pass |
| AKRON | 8 | 71* | Lungard, Lorenzo | Rush |
| at Maryland | 8 | 62 | Jones, Jeshau from Tagovailoa, Taulia | Pass |
| at Michigan | 7 | 54* | Loveland, Colston from McCarthy, J.J. | Pass |
| RUTGERS | 1 | 80* | Wimsatt, Gavin | Rush |
| at Penn State | 4 | 57* | Lambert-Smith, KeAndre from Allar, Drew | Pass |
| WISCONSIN | 3 | 54* | Green, Bryson from Locke, Braedyn | Pass |
| at Illinois | 14 | 67 | Williams, Isaiah from Paddock, John | Pass |
| MICHIGAN STATE | 5 | 36* | Carr, Maliq from Houser, Katin | Pass |
| at Purdue | 10 | 49 | Downing, Dylan | KR |

BY PLAY

| | | | |
|----------------------------|-----|-------------------------------------|-----------------------|
| Rushing | 29 | Henderson, Josh | at Purdue (11/25) |
| Passing | 90* | Carter, DeQuee from Sorsby, Brendan | at Penn State (10/28) |
| Punt Return | 29 | Lucas, Jaylin | Ohio State (9/2) |
| Kick Return | 100 | Lucas, Jaylin | at Purdue (11/25) |
| Interception Return | 27 | Moore, Louis | at Maryland (9/30) |
| Fumble Return | 26 | Sanguinetti, Josh | Wisconsin (11/4) |
| Field Goal Return | 27 | Dunnam, Phillip | at Maryland (9/30) |
| Punt | 70 | Evans, James | Rutgers (10/21) |
| Field Goal | 50 | Freeman, Chris | Wisconsin (11/4) |

* - touchdown scored on play

2023 SCORING DRIVES

Plys. Yds. Time Result Qtr. Scoring Play

OHIO STATE (1)
8 43 4:03 FG 2 Freeman 42-yard field goal

INDIANA STATE (7)
4 73 1:18 TD 1 Lucas 25-yard rush (Freeman kick)
6 81 2:17 TD 1 Lucas 25-yard rush (Freeman kick)
9 71 4:38 TD 1 Jackson, T. 10-yard rush (Freeman kick)
10 42 1:39 FG 2 Freeman 28-yard field goal
13 93 6:03 TD 3 Turner, C. 1-yard rush (Radicic kick)
7 45 4:03 TD 4 Henderson 3-yard rush (Radicic kick)
15 74 7:07 TD 4 Radicic 21-yard field goal

vs. Louisville (2)
3 54 1:14 TD 3 Lucas, J. 30-yard pass from Jackson, T. (Freeman kick)
13 97 7:27 TD 3 Henderson 2-yard rush (Freeman kick)

AKRON (5)
6 80 3:29 TD 1 Turner, C. 6-yard rush (Freeman kick)
- - - TD 3 Moore 22-yard interception return (Freeman kick)
11 72 5:08 FG 4 Freeman 19-yard field goal
3 25 - TD OT Camper 12-yard pass from Jackson, T. (Freeman kick)
4 4 - FG 2OT Freeman 39-yard field goal
- - - 2PT 4OT Carter, D. from T. Jackson

at Maryland (3)
8 32 4:31 FG 1 Freeman 25-yard field goal
7 47 3:30 TD 4 McCulley, Do. 11-yard pass from Sorstby (Freeman kick)
13 75 6:29 TD 4 Coby 16-yard pass from Sorstby (Freeman kick)

at Michigan (1)
7 77 2:51 TD 1 Lucas, J. 44-yard pass from McCulley, Do. (Freeman kick)

RUTGERS (2)
9 75 3:32 TD 1 Cooper Jr. 35-yard pass from Sorstby (Freeman kick)
4 59 1:25 TD 2 Sorstby 4-yard rush (Freeman kick)

at Penn State (4)
1 90 0:12 TD 1 Carter, D. 90-yard pass from Sorstby (Freeman kick)
1 69 0:09 TD 2 McCulley, Do. 69-yard pass from Sorstby (Freeman kick)
12 80 5:20 TD 4 Cooper Jr. 26-yard pass from Sorstby (Freeman kick)
4 4 2:04 FG 4 Freeman 35-yard field goal

Plys. Yds. Time Result Qtr. Scoring Play

WISCONSIN (4)
9 66 4:53 TD 1 Sorstby 8-yard rush (Freeman kick)
9 33 3:12 FG 2 Freeman 27-yard field goal
9 71 3:24 TD 2 McCulley, Do. 7-yard pass from Sorstby (Freeman kick)
8 36 2:57 FG 4 Freeman 50-yard field goal

at Illinois (7)
9 32 3:40 TD 1 Howland 1-yard rush (Freeman kick)
7 74 3:41 TD 2 McCulley, Do. 6-yard pass from Sorstby (Freeman kick)
6 69 2:52 TD 2 McCulley, Do. 6-yard pass from Sorstby (Freeman kick)
4 52 2:01 TD 2 Sorstby 18-yard rush (Freeman kick blocked)
6 52 2:17 TD 4 Sorstby 5-yard rush (Freeman kick)
6 85 1:09 TD 4 Carter, D. 26-yard pass from Sorstby (Williams, E.J. pass from Sorstby successful)
4 2 - FG OT Freeman 41-yard field goal

MICHIGAN STATE (3)
11 88 4:16 TD 2 Howland 4-yard rush (Freeman kick)
8 75 4:06 TD 3 Bomba 3-yard pass from Sorstby (Freeman kick)
11 75 5:20 TD 4 Walker 8-yard pass from Sorstby (Freeman kick)

at Purdue (5)
5 72 1:59 TD 1 Carter, D. 33-yard pass from Sorstby (Freeman kick)
8 49 2:58 TD 2 McCulley, Do. 10-yard pass from Sorstby (Freeman kick)
- - - TD 3 Lucas, J. 100-yard kickoff return (Freeman kick)
8 87 3:15 TD 3 Henderson 9-yard pass from Sorstby (Freeman kick)
7 49 3:26 FG 4 Freeman 39-yard field goal

INDIANA SCORING BREAKDOWN

Scoring Drives: 43 scoring drives (32 TD, 10 FG, 1 2PT)
Special Teams/Defense: Moore 22-yard interception return - Akron, 9/23; Lucas, J. 100-yard kickoff return - at Purdue (11/25).

LONGEST SCORING DRIVES BY:

| | | |
|---------------|---------|--------------------------|
| Plays: | 15 | INDIANA STATE (9/8) |
| | 13 (3x) | Last: at Maryland (9/30) |
| | 12 | at Penn State (10/28) |
| Yards: | 97 | vs. Louisville (9/16) |
| | 93 | INDIANA STATE (9/8) |
| | 90 | at Penn State (10/28) |
| Time: | 7:27 | vs. Louisville (9/16) |
| | 7:07 | INDIANA STATE (9/8) |
| | 6:29 | at Maryland (9/30) |

OPPONENT SCORING BREAKDOWN

Scoring Drives: 59 scoring drives (43 TD, 16 FG)
Special Teams/Defense: Blackwell 75-yard fumble return - Indiana State, 9/8; Rogers 17-yard blocked punt return - Rutgers, 10/21; Safety - at Penn State, 10/28.

LONGEST SCORING DRIVES BY:

| | | |
|---------------|---------|---------------------------|
| Plays: | 15 | RUTGERS (10/21) |
| | 14 (2x) | Last: at Illinois (11/11) |
| | 13 | vs. Louisville (9/16) |
| Yards: | 92 | at Illinois (11/11) |
| | 88 | OHIO STATE (9/2) |
| | 87 | at Michigan (10/14) |
| Time: | 8:09 | RUTGERS (10/21) |
| | 7:21 | at Illinois (11/11) |
| | 6:26 | vs. Louisville (9/16) |

2023 SUPERLATIVES

INDIANA INDIVIDUAL GAME HIGHS

| | Highs | Player, Opponent (Date) |
|----------------------------|----------|--|
| Rushes | 19 | Howland, Trent; Michigan State (11/18) |
| Yards Rushing | 88 | Lucas, Jaylin; Indiana State (9/8) |
| TD Rushes | 2 | Lucas, Jaylin; Indiana State (9/8) |
| Long Rush | 29 | Henderson, Josh; at Purdue (11/25) |
| Pass Attempts | 34 (2x) | Last: Sorsby, Brendan; Michigan State (11/18) |
| Pass Completions | 24 | Jackson, Tayven; vs. Louisville (9/16) |
| Yards Passing | 299 | Jackson, Tayven; vs. Louisville (9/16) |
| TD Passes | 3 (3x) | Last: Sorsby, Brendan; at Purdue (11/25) Sorsby, Brendan; at Penn State (10/28) |
| Receptions | 11 | McCulley, Donovan; at Illinois (11/11) |
| Yards Receiving | 137 | McCulley, Donovan; at Illinois (11/11) |
| TD Receptions | 2 | McCulley, Donovan; at Illinois (11/11) |
| Long Reception | 90 | Carter, DeQuee; at Penn State (10/28) |
| Field Goals | 2 | Freeman, Chris; Akron (9/23) |
| Long Field Goal | 50 | Freeman, Chris; Wisconsin (11/4) |
| Punts | 7 | Evans, James; Akron (9/23) |
| Punting Average | 57.5 | Evans, James; at Penn State (10/28) |
| Long Punt | 70 | Evans, James; Rutgers (10/21) |
| Punts Inside 20 | 3 | Evans, James; Wisconsin (11/4) |
| Long Punt Return | 29 | Lucas, Jaylin; Ohio State (9/2) |
| Long Kickoff Return | 100 | Lucas, Jaylin; at Purdue (11/25) |
| Tackles | 13 | Casey, Aaron; Akron (9/23) |
| Sacks | 2.0 (3x) | Last: Casey, Aaron; Wisconsin (11/4) |
| Tackles For Loss | 4.0 (2x) | Last: Casey, Aaron; at Purdue (11/25) |
| Interceptions | 2 | Moore, Louis; Akron (9/23) |

INDIANA GAME HIGHS/LOWS

| | Highs | Low |
|--------------------------|----------------------------------|-------------------------------------|
| Rushes | 46; Michigan State (11/18) | 27; vs. Louisville (9/16) |
| Yards Rushing | 214; Indiana State (9/8) | 58; vs. Louisville (9/16) |
| Yards Per Rush | 5.3; Rutgers (10/21) | 1.8; Wisconsin (11/4) |
| TD Rushes | 5; Indiana State (9/8) | 0 (5x); Last at Purdue (11/25) |
| Pass Attempts | 41; at Maryland (9/30) | 19; at Penn State (10/28) |
| Pass Completions | 27; Indiana State (9/8) | 9; Ohio State (9/2) |
| Yards Passing | 344; Indiana State (9/8) | 82; Ohio State (9/2) |
| Yards Per Attempt | 14.2; at Penn State (10/28) | 3.9; Ohio State (9/2) |
| TD Passes | 3 (3x); Last at Purdue (11/25) | 0 (2x); Last Indiana State (9/8) |
| Total Plays | 80; Michigan State (11/18) | 53; at Penn State (10/28) |
| Total Offense | 558; Indiana State (9/8) | 153; Ohio State (9/2) |
| Yards Per Play | 7.1; Indiana State (9/8) | 2.8; Ohio State (9/2) |
| Points | 45; at Illinois (11/11) | 3; Ohio State (9/2) |
| Sacks By | 4 (2x); Last at Michigan (10/14) | 0 (3x); Last Michigan State (11/18) |
| First Downs | 33; Indiana State (9/8) | 10; Ohio State (9/2) |
| Penalties | 8 (2x); Last at Purdue (11/25) | 2; Wisconsin (11/4) |
| Penalty Yards | 80; at Illinois (11/11) | 20; vs. Louisville (9/16) |
| Turnovers | 4; at Michigan (10/14) | 0 (2x); Last Wisconsin (11/4) |
| Interceptions By | 3; Akron (9/23) | 0 (5x); Last Michigan State (11/18) |
| Punts | 7; Akron (9/23) | 2; Indiana State (9/8) |
| Punting Average | 57.5; at Penn State (10/28) | 36.6; at Maryland (9/23) |
| Long Punt | 70; Rutgers (10/21) | -- |
| Punts Inside 20 | 3; Wisconsin (11/4) | 0; Indiana State (9/8) |
| Long Punt Return | 29; Ohio State (9/2) | -- |

OPPONENT INDIVIDUAL GAME HIGHS

| | Highs | Player, Opponent (Date) |
|----------------------------|----------|---|
| Rushes | 24 (2x) | Last: Love III, Reggie; at Illinois (11/11) |
| Yards Rushing | 143 | Wimsatt, Gavin; Rutgers (10/21) |
| TD Rushes | 3 | Wimsatt, Gavin; Rutgers (10/21) |
| Long Rush | 80 | Wimsatt, Gavin; Rutgers (10/21) |
| Pass Attempts | 41 | Locke, Braedyn; Wisconsin (11/4) |
| Pass Completions | 25 | Houser, Kaitin; Michigan State (11/18) |
| Yards Passing | 507 | Paddock, John; at Illinois (11/11) |
| TD Passes | 5 | Tagovailoa, Taulia; at Maryland (9/30) |
| Long Pass | 85 | Plummer, Jack; vs. Louisville (9/16) |
| Receptions | 9 | Williams, Isaiah; at Illinois (11/11) |
| Yards Receiving | 200 | Williams, Isaiah; at Illinois (11/11) |
| TD Receptions | 3 | Felton, Tai; at Maryland (9/30) |
| Long Reception | 85 | Thrash, Jamari; vs. Louisville (9/16) |
| Field Goals | 3 (3x) | Last: Freehill, Ben; at Purdue (11/25) |
| Long Field Goal | 50 | Felkins, Alex; at Penn State (10/28) |
| Punts | 6 (2x) | Last: Ansell, Jack; at Purdue (11/25) |
| Punting Average | 51.0 | Eckley, Ryan; Michigan State (11/18) |
| Long Punt | 56 (2x) | Last: Eckley, Ryan; Michigan State (11/18) |
| Punts Inside 20 | 3 (3x) | Last: Ansell, Jack; at Purdue (11/25) |
| Long Punt Return | 27 | Morris, Tyler; at Michigan (10/14) |
| Long Kickoff Return | 50 | Singleton, Nicholas; at Penn State (10/28) |
| Tackles | 12 (3x) | Last: Goetz, C.J.; Wisconsin (11/4) |
| Sacks | 2.0 (3x) | Last: Scourton, Nic; at Purdue (11/25) |
| Tackles For Loss | 3 | Turner, Jordan; Wisconsin (11/4) |
| Interceptions | 2 | Thieneman, Dillon; at Purdue (11/25) |

OPPONENT GAME HIGHS/LOWS

| | Highs | Low |
|--------------------------|--------------------------------------|-------------------------------------|
| Rushes | 55; Rutgers (10/21) | 23; at Maryland (9/30) |
| Yards Rushing | 276; Rutgers (10/21) | 72; Indiana State (9/8) |
| Yards Per Rush | 6.6; Akron (9/23) | 2.2; Indiana State (9/8) |
| TD Rushes | 3 (3x); Last Rutgers (10/21) | 0 (3x); Last Michigan State (11/18) |
| Pass Attempts | 43 (2x); Last Wisconsin (11/4) | 11; Indiana State (9/8) |
| Pass Completions | 25 (2x); Last Michigan State (11/18) | 3; Indiana State (9/8) |
| Yards Passing | 507; at Illinois (11/11) | 21; Indiana State (9/8) |
| Yards Per Attempt | 14.1; at Illinois (11/11) | 1.9; Indiana State (9/8) |
| TD Passes | 5; at Maryland (9/30) | 0 (4x); Last Rutgers (10/21) |
| Total Plays | 83; Akron (9/23) | 43; Indiana State (9/8) |
| Total Offense | 662; at Illinois (11/11) | 93; Indiana State (9/8) |
| Yards Per Play | 9.3; at Illinois (11/11) | 2.2; Indiana State (9/8) |
| Points | 52; at Michigan (10/14) | 7; Indiana State (9/8) |
| Sacks By | 4; at Michigan (10/14) | 0 (2x); Last Rutgers (10/21) |
| First Downs | 31; at Illinois (11/11) | 8; Indiana State (9/8) |
| Penalties | 14; at Illinois (11/11) | 2; at Michigan (10/14) |
| Penalty Yards | 139; at Illinois (11/11) | 15; at Maryland (9/30) |
| Turnovers | 3; Akron (9/23) | 0 (4x); Last at Purdue (11/25) |
| Interceptions By | 3; at Purdue (11/25) | 0 (4x); Last Wisconsin (11/4) |
| Punts | 8; Indiana State (9/8) | 2; at Michigan (10/14) |
| Punting Average | 51.0; Michigan State (11/18) | 29.7; vs. Louisville (9/16) |
| Long Punt | 56 (2x); Last Michigan State (11/18) | -- |
| Punts Inside 20 | 3 (4x); Last at Purdue (11/25) | 0 (2x); Last at Michigan (10/14) |
| Long Punt Return | 27; at Michigan (10/14) | -- |

2023 PARTICIPATION

Current players in bold

| | GP/GS | OSU | ISU | vs. UL | AKRON | at UMD | at MICH | RUT | at PSU | WISC | at ILL | MSU | at PUR |
|-----------------------------|--------------|-----------|-----------|-----------|-----------|-----------|-----------|-----------|-----------|-----------|-----------|-----------|-----------|
| Archer, Bradley | 11/2 | ST | ST | P | P | - | P | P | P | P | P | P | P |
| Bedford, Matthew | 12/11 | ST | ST | P | ST | ST | ST | ST | ST | ST | ST | ST | ST |
| Benson, Kahlil | 12/12 | ST | ST | ST | ST | ST | ST | ST | ST | ST | ST | ST | ST |
| Bliidi, Philip | 12/11 | ST | ST | ST | ST | ST | ST | ST | ST | P | ST | ST | ST |
| Bomba, James | 11/7 | ST | P | ST | - | P | ST | ST | ST | P | ST | ST | P |
| Bonds, Bryson | 11/- | P | - | P | P | P | P | P | P | P | P | P | P |
| Burris Jr., Marcus | 12/8 | P | P | P | P | ST | ST | ST | ST | ST | ST | ST | ST |
| Camper, Cam | 7/7 | ST | ST | ST | ST | ST | ST | ST | - | - | - | - | - |
| Carpenter, Zach | 12/12 | ST | ST | ST | ST | ST | ST | ST | ST | ST | ST | ST | ST |
| Carr Jr., Lanell | 12/10 | ST | P | P | ST | ST | ST | ST | ST | ST | ST | ST | ST |
| Carter, Andre | 12/12 | ST | ST | ST | ST | ST | ST | ST | ST | ST | ST | ST | ST |
| Carter, DeQuece | 12/3 | P | ST | P | ST | P | ST | P | P | P | P | P | P |
| Casey, Aaron | 12/12 | ST | ST | ST | ST | ST | ST | ST | ST | ST | ST | ST | ST |
| Casey, Jared | 12/- | P | P | P | P | P | P | P | P | P | P | P | P |
| Coby, Anderson | 12/- | P | P | P | P | P | P | P | P | P | P | P | P |
| Cooper Jr., Omar | 9/2 | P | P | P | P | P | P | P | ST | ST | - | - | - |
| Cox, LeDarius | 12/4 | ST | ST | ST | ST | P | P | P | P | P | P | P | P |
| Dunnam, Phillip | 12/7 | P | ST | ST | ST | ST | ST | ST | P | P | P | P | ST |
| Evans, James | 12/- | P | P | P | P | P | P | P | P | P | P | P | P |
| Evans, Mitchell | 1/- | - | P | - | - | - | - | - | - | - | - | - | - |
| Ferrell, Amare | 12/- | P | P | P | P | P | P | P | P | P | P | P | P |
| Fiacable, Vincent | 1/- | - | P | - | - | - | - | - | - | - | - | - | - |
| Foley, Brody | 9/- | P | P | - | P | P | P | - | P | P | P | - | P |
| Freeman, Chris | 12/- | P | P | P | P | P | P | P | P | P | P | P | P |
| Grier, Jordan | 12/3 | P | P | P | ST | ST | P | P | P | P | P | P | ST |
| Harrison, Robby | 4/- | - | P | - | - | P | P | P | - | - | - | - | - |
| Hendershot, Bryce | 1/- | - | P | - | - | - | - | - | - | - | - | - | - |
| Henderson, Josh | 8/5 | ST | P | ST | - | - | - | - | ST | ST | ST | P | P |
| Hohlt, Matt | 10/- | P | P | P | P | P | P | P | P | P | P | P | - |
| Hole, Connor | 1/- | - | P | - | - | - | - | - | - | - | - | - | - |
| Holloman, David | 10/- | - | P | P | P | P | P | P | P | P | P | P | P |
| Howland, Trent | 11/2 | P | P | - | P | P | P | P | P | P | P | P | ST |
| Jackson, Myles | 12/2 | P | ST | ST | P | P | P | P | P | P | P | P | P |
| Jackson, Tayven | 6/5 | P | ST | ST | ST | ST | ST | - | - | - | - | - | - |
| James, Nick | 12/- | P | P | P | P | P | P | P | P | P | P | P | P |
| Johnson, Jamier | 4/- | P | - | P | - | - | - | - | - | - | - | P | P |
| Johnson, JoJo | 12/- | P | P | P | P | P | P | P | P | P | P | P | P |
| Jones, Anthony | 12/4 | P | P | P | P | ST | ST | P | ST | P | P | P | ST |
| Jones, Cooper | 12/- | P | P | P | P | P | P | P | P | P | P | P | P |
| Jones, Isaiah | 2/- | - | - | - | - | - | - | - | - | - | - | P | P |
| Jordan, Camden | 5/- | P | P | - | - | P | P | P | - | - | - | - | - |
| Katic, Mike | 12/12 | ST | ST | ST | ST | ST | ST | ST | ST | ST | ST | ST | ST |
| Kelly, Jamison | 4/- | P | P | P | P | - | - | - | - | - | - | - | - |
| Longman, Max | 4/1 | - | P | ST | - | - | - | - | - | - | P | P | - |
| Lowry, Broc | 4/- | - | P | - | - | P | - | - | - | - | - | P | P |
| Lucas, Jaylin | 12/8 | ST | ST | ST | ST | P | ST | P | ST | ST | P | P | ST |
| Lucas Jr., Patrick | 12/1 | P | P | P | P | P | P | P | ST | P | P | P | P |
| Lynch, Bray | 5/- | P | P | P | - | - | - | - | - | - | P | P | - |
| Mangum-Farrar, Jacob | 12/12 | ST | ST | ST | ST | ST | ST | ST | ST | ST | ST | ST | ST |
| McCulley, Derin | 8/- | - | - | - | - | P | P | P | P | P | P | P | P |
| McCulley, Donaven | 12/11 | P | ST | ST | ST | ST | ST | ST | ST | ST | ST | ST | ST |
| McDaniel, Tyrik | 12/- | P | P | P | P | P | P | P | P | P | P | P | P |
| Miller, Jaxon | 2/- | - | P | - | - | P | - | - | - | - | - | - | - |
| Miller Jr., Anthony | 4/- | - | - | - | - | P | - | - | - | - | P | P | P |
| Minor, Kobe | 11/9 | P | - | ST | ST | ST | ST | ST | ST | P | ST | ST | ST |
| Monds III, James | 11/- | P | P | P | P | P | P | P | P | P | P | - | P |
| Moore, Louis | 12/10 | ST | ST | ST | P | P | ST | ST | ST | ST | ST | ST | ST |
| Perry, Kamryn | 9/- | P | P | P | P | P | P | P | - | P | - | - | - |
| Pierre, Noah | 7/5 | ST | ST | ST | ST | P | P | ST | - | - | - | - | - |
| Quintero, Alejandro | 1/- | - | P | - | - | - | - | - | - | - | - | - | - |
| Radacic, Nicolas | 1/- | - | P | - | - | - | - | - | - | - | - | - | - |
| Rudolph, Joshua | 12/- | P | P | P | P | P | P | P | P | P | P | P | P |
| Sales Jr., Josh | 6/- | P | P | P | - | - | - | - | - | - | - | - | - |
| Sanguinetti, Josh | 12/4 | ST | P | P | P | P | P | P | P | ST | ST | P | ST |
| Schott, Jackson | 9/- | P | P | P | P | P | P | P | P | P | P | P | P |
| Sharpe, Jamari | 12/9 | ST | ST | ST | ST | ST | P | P | ST | ST | P | ST | ST |
| Shaw, Jordan | 4/2 | - | - | - | - | - | - | - | P | ST | ST | P | - |
| Simmons, Brady | 5/- | - | P | - | - | P | P | P | - | P | - | - | - |
| Smith, Carter | 12/12 | ST | ST | ST | ST | ST | ST | ST | ST | ST | ST | ST | ST |
| Sneed Jr., Vincent | 12/- | P | P | P | P | P | P | P | P | P | P | P | P |
| Sorsby, Brendan | 10/7 | ST | P | - | - | P | P | ST | ST | ST | ST | ST | ST |
| Steinfeldt, Aaron | 8/1 | P | P | P | P | ST | P | P | - | - | P | - | - |
| Stewart, Race | 1/- | - | P | - | - | - | - | - | - | - | - | - | - |
| Toomer, Nicolas | 8/7 | ST | ST | - | - | P | ST | ST | ST | ST | ST | - | - |
| Turner, Christian | 12/2 | P | P | P | P | ST | P | ST | P | P | P | P | P |
| Turner, Kaiden | 6/- | - | - | - | - | P | P | - | - | P | P | P | P |
| Turvy, Andrew | 7/- | - | P | - | - | P | P | - | - | P | P | P | P |
| Walker, Trey | 11/7 | - | P | P | ST | ST | P | ST | P | ST | ST | ST | ST |
| Wasserstrom, Jackson | 1/- | - | P | - | - | - | - | - | - | - | - | - | - |
| West, Sam | 2/- | - | - | - | - | P | - | - | - | - | - | - | P |
| Williams Jr., E.J. | 8/3 | P | P | - | - | - | - | P | P | P | ST | ST | ST |
| Wracher, Sean | 12/- | P | P | P | P | P | P | P | P | P | P | P | P |
| | | 60 | 73 | 57 | 53 | 64 | 60 | 58 | 55 | 58 | 59 | 56 | 56 |



2023 GAME RECAPS

GAME INFORMATION

Sept. 2, 2024 • Memorial Stadium • Bloomington, Ind.
CBS • Brad Nessler (pbp), Gary Danielson (analyst), Jenny Dell (sideline)
Attendance: 50,050

SCORING SUMMARY

| Team | 1 | 2 | 3 | 4 | Final |
|------------|---|---|----|---|-------|
| Ohio State | 7 | 3 | 10 | 3 | 23 |
| Indiana | 0 | 3 | 0 | 0 | 3 |

| 1Q | 07:16 | OSU | Williams 7-yard run (Fielding kick) | 11-80-5-34 | 7-0 |
|----|-------|-----|-------------------------------------|------------|------|
| 2Q | 06:15 | IU | Freeman 42-yard field goal | 8-43-4-03 | 7-3 |
| | 00:03 | OSU | Fielding 40-yard field goal | 6-39-0-35 | 10-3 |
| 3Q | 06:42 | OSU | Fielding 22-yard field goal | 11-76-5-24 | 13-3 |
| | 01:51 | OSU | Williams 3-yard run (Fielding kick) | 6-86-3-24 | 20-3 |
| 4Q | 04:26 | OSU | Fielding 22-yard field goal | 14-54-5-41 | 23-3 |

STATISTICS

| Team | OSU | IU |
|------------------------------|---------|---------|
| First Downs | 21 | 9 |
| Rushing Attempts-Yards (Net) | 31-143 | 33-71 |
| Passing Yards (Net) | 237 | 82 |
| Att-Comp-Int | 36-21-1 | 20-9-0 |
| Total Offensive Plays-Yards | 67-380 | 53-153 |
| Fumble Returns-Yards | 0-0 | 0-0 |
| Punt Returns-Yards | 2-14 | 2-51 |
| Kickoff Returns-Yards | 1-23 | 3-38 |
| Interception Returns-Yards | 0-0 | 1-11 |
| Punts (Number-Avg.) | 4-45.8 | 6-54.2 |
| Fumbles-Lost | 0-0 | 0-0 |
| Penalties-Yards | 5-41 | 8-75 |
| Possession Time | 31:55 | 28:05 |
| Third-Down Conversions | 2-of-12 | 4-of-14 |
| Fourth-Down Conversions | 2-of-2 | 0-of-2 |
| Red-Zone Scores-Chances | 4-4 | 0-0 |
| Sacks By: Number-Yards | 1-5 | 0-0 |

Individual

RUSHING (ATT-YDS-TD): Ohio State- Traynum, Chip 8-57-0; Henderson, Trevon 12-47-0; Williams, Miyan 7-25-2; Egbuka, Emeke 1-9-0; McCord, Kyle 2-9-0; Brown, Devin 1-minus 3-0
Indiana-Turner, Christian 7-29-0; Lucas, Jaylin 11-24-0; Jackson, Tayven 3-11-0; Henderson, Josh 3-5-0; Howland, Trent 1-4-0; Carter, DeQuee 1-1-0; TEAM 1-minus 1-0; Sorsby, Brendan 6-minus 2-0.

PASSING (ATT-COMP-YDS-TD-INT): Ohio State- McCord, Kyle 20-33-239-0-1; Brown, Devin 1-3-minus 2-0-0. **Indiana**-Sorsby, Brendan 8-15-58-0-0; Jackson, Tayven 1-5-24-0-0.

RECEIVING (REC-YDS-TD): Ohio State- Fleming, Julian 6-58-0; Stover, Cade 5-98-0; Egbuka, Emeke 3-16-0; Harrison Jr., Marvin 2-18-0; Tate, Carnell 1-15-0; Williams, Miyan 1-12-0; Traynum, Chip 1-12-0; Scott Jr., Gee 1-10-0; Hayden, Dallan 1-minus 2-0. **Indiana**-Camper, Cam 3-35-0; Williams Jr., E.J. 1-19-0; Carter, DeQuee 1-16-0; McCulley, Donovan 1-6-0; Henderson, Josh 1-3-0; Coby, Anderson 1-2-0; Lucas, Jaylin 1-1-0.

INTERCEPTIONS (INT-YDS): Ohio State- None. **Indiana**-Dunnam, Phillip 1-11.

FUMBLES (FUM-LOST): Ohio State- None. **Indiana**- None.

SACKS (UA-A): Ohio State- Kanu, Hero 1-0. **Indiana**- None.

TACKLES (UA-A): Ohio State- Chambers, Steele 4-2; Williams, Tyleik 1-4; Styles, Sonny 3-1; Tuimolobau, JT 3-1; Igbnosin, Davis 3-1; Eichenberg, Tommy 3-1; Curry, Caden 2-2; Proctor, Josh 2-2; Sawyer, Jack 1-3; Hamilton, Ty 2-1; Kanu, Hero 2-0; Ransom, Lathan 1-1; McKenzie, Jaden 1-1; Hancock, Jordan 1-1; Ferlmann, John 1-0; Hartford, Malik 1-0; Reese, Arvell 1-0; Mirco, Jesse 1-0; Jackson, Donovan 1-0; Hall Jr., Mike 1-0; Fielding, Jayden 1-0; Simon, Cody 0-1. **Indiana**-Casey, Aaron 9-2; Moore, Louis 6-0; Minor, Kobe 4-2; Dunnam, Phillip 3-3; Toomer, Nicolas 5-0; Mangum-Farrar, Jacob 3-2; Carter, Andre 2-2; Sanguinetti, Josh 2-1; Carr Jr., Lanell 0-3; Grier, Jordan 2-0; Bonds, Bryson 2-0; Hohlt, Matt 1-1; Johnson, Jamier 1-1; Jackson, Myles 0-2; Ferrell, Amare 1-0; Burris Jr., Marcus 0-1; Pierre, Noah 0-1; Blied, Philip 0-1.

GAME INFORMATION

Sept. 8, 2024 • Memorial Stadium • Bloomington, Ind.
BTN • Pat Boylan (pbp), Brock Vereen (analyst), Meghan McKeown (sideline)
Attendance: 42,775

SCORING SUMMARY

| Team | 1 | 2 | 3 | 4 | Final |
|---------------|----|---|---|----|-------|
| Indiana State | 0 | 7 | 0 | 0 | 7 |
| Indiana | 21 | 3 | 7 | 10 | 41 |

| 1Q | 12:04 | IU | Lucas, J. 25-yard run (Freeman kick) | 4-73-1-18 | 0-7 |
|----|-------|-----|---|------------|------|
| | 08:52 | IU | Lucas, J. 25-yard run (Freeman kick) | 6-81-2-17 | 0-14 |
| | 02:04 | IU | Jackson, T. 10-yard run (Freeman kick) | 9-71-4-38 | 0-21 |
| 2Q | 02:00 | ISU | Blackwell 75-yard fumble recovery (Ruiz kick) | -- | 7-21 |
| | 00:17 | IU | Freeman 28-yard field goal | 10-42-1-39 | 7-24 |
| 3Q | 01:39 | IU | Turner 1-yard run (Radicic kick) | 13-93-6-03 | 7-31 |
| 4Q | 10:50 | IU | Henderson 3-yard run (Radicic kick) | 7-45-4-03 | 7-38 |
| | 02:43 | IU | Radicic 21-yard field goal | 5-74-7-07 | 7-41 |

STATISTICS

| Team | ISU | IU |
|------------------------------|---------|----------|
| First Downs | 8 | 33 |
| Rushing Attempts-Yards (Net) | 32-72 | 42-214 |
| Passing Yards (Net) | 21 | 344 |
| Att-Comp-Int | 11-3-1 | 37-27-0 |
| Total Offensive Plays-Yards | 43-93 | 79-558 |
| Fumble Returns-Yards | 1-75 | 0-0 |
| Punt Returns-Yards | 1-0 | 2-17 |
| Kickoff Returns-Yards | 1-17 | 2-39 |
| Interception Returns-Yards | 0-0 | 1-0 |
| Punts (Number-Avg.) | 8-38.9 | 2-51.0 |
| Fumbles-Lost | 0-0 | 2-1 |
| Penalties-Yards | 8-65 | 7-60 |
| Possession Time | 23:11 | 36:49 |
| Third-Down Conversions | 2-of-10 | 12-of-16 |
| Fourth-Down Conversions | 0-of-1 | 0-of-0 |
| Red-Zone Scores-Chances | 0-1 | 5-5 |
| Sacks By: Number-Yards | 1-1 | 4-16 |

Individual

RUSHING (ATT-YDS-TD): Indiana State- Allen, Korbin 5-24; Olaes, Evan 12-17; Hodge, Tee 6-16; Dinka, Justin 5-14; Caton, Dakota 1-4; TEAM 1-minus 1; Screws, Gavin 2-minus 2. **Indiana**-Lucas, Jaylin 10-88-2; Henderson, Josh 12-60-1; Sorsby, Brendan 6-28; Howland, Trent 4-19; Turner, Christian 3-11-1; Jackson, Tayven 6-9-1; Holloman, David 1-minus 1.

PASSING (ATT-COMP-YDS-TD-INT): Indiana State- Olaes, Evan 3-9-21-0-1; Screws, Gavin 0-2-0-0-0. **Indiana**-Jackson, Tayven 18-21-236-0-0; Sorsby, Brendan 9-16-108-0-0.

RECEIVING (REC-YDS-TD): Indiana State- Caton, Dakota 2-6-0; Van Dyne, Harry 1-15-0. **Indiana**-Cooper Jr., Omar 7-101-0; McCulley, Donovan 4-58-0; Lucas, Jaylin 4-39-0; Henderson, Josh 3-55-0; Camper, Cam 3-37-0; Bomba, James 2-16-0; Carter, DeQuee 2-16-0; Archer, Bradley 1-12-0; Williams Jr., E.J. 1-10-0.

INTERCEPTIONS (INT-YDS): Indiana State- None. **Indiana**-Toomer, Nicolas 1-0.

FUMBLES (FUM-LOST): Indiana State- None. **Indiana**-Lucas, Jaylin 2-1.

SACKS (UA-A): Indiana State- Johnson, Jarin 1-0. **Indiana**-Burris Jr., Marcus 1-0; Carr Jr., Lanell 1-0; Stewart, Race 1-0; Carter, Andre 1-0.

TACKLES (UA-A): Indiana State- Blackwell, Maddix 6-3; Brown, Geoffrey 6-2; Ollendieck, Garrett 4-3; Edwards, Johnathan 4-2; Hauser, Micah 3-2; Davis, Kaleab 3-2; Westhoff, Dallas 3-2; Johnson, Jarin 3-1; Chatman, Malik 2-2; Hoover, Ethan 1-3; Hunter, Lucas 0-4; Osofo, JP 2-1; Sherman, Jack 2-1; Surface, Blake 1-2; Harris Jr., Antonio 2-0; Gajewski, Koltan 1-1; Shew, Joey 0-2; Jenkins, Jordan 0-2; Edwards, Payton 1-0; Roberts, Tony 1-0; Sampson, Braxton 1-0; Belzaira, Gianini 1-0; Boozer, Zane 0-1. **Indiana**-Dunnam, Phillip 7-1; Casey, Aaron 4-3; Carter, Andre 3-1; Carr Jr., Lanell 2-2; Moore, Louis 1-3; Mangum-Farrar, Jacob 1-2; Jackson, Myles 1-2; Monds III, James 0-2; Rudolph, Joshua 1-0; Grier, Jordan 1-0; Sneed Jr., Venson 1-0; Stewart, Race 1-0; Sharpe, Jamari 1-0; Burris Jr., Marcus 1-0; Kelly, Jamison 1-0; Hohlt, Matt 0-1; Sanguinetti, Josh 0-1; Toomer, Nicolas 0-1; Blied, Philip 0-1.

GAME INFORMATION

Sept. 16, 2024 • Lucas Oil Stadium • Indianapolis, Ind.
 BTN • Connor Onion (pbp), Brock Vereen (analyst), Meghan McKeown (sideline)
 Attendance: 22,308

SCORING SUMMARY

| Team | 1 | 2 | 3 | 4 | Final |
|------------|---|----|----|---|-------|
| Louisville | 7 | 14 | 0 | 0 | 21 |
| Indiana | 0 | 0 | 14 | 0 | 14 |

| | | | | | |
|-----------|-------|----|--|------------|-------|
| 1Q | 02:34 | UL | Thrash 85-yard pass from Plummer (Travelstead kick) | 2-85-0:15 | 7-0 |
| 2Q | 07:44 | UL | Turner 2-yard run (Travelstead kick) | 13-78-6:26 | 14-0 |
| | 01:52 | UL | Jordan 25-yard run (Travelstead kick) | 7-69-2:18 | 21-0 |
| 3Q | 13:46 | IU | Lucas, J. 30-yard pass from Jackson, T. (Freeman kick) | 3-54-1:14 | 21-7 |
| | 00:55 | IU | Henderson 2-yard run (Freeman kick) | 13-97-7:27 | 21-14 |

STATISTICS

| Team | UL | IU |
|------------------------------|---------|---------|
| First Downs | 19 | 19 |
| Rushing Attempts-Yards (Net) | 39-184 | 27-58 |
| Passing Yards (Net) | 236 | 299 |
| <i>Att-Comp-Int</i> | 23-13-1 | 34-24-1 |
| Total Offensive Plays-Yards | 62-422 | 61-357 |
| Fumble Returns-Yards | 0-0 | 0-0 |
| Punt Returns-Yards | 2-9 | 0-0 |
| Kickoff Returns-Yards | 0-0 | 0-0 |
| Interception Returns-Yards | 1-0 | 1-0 |
| Punts (Number-Avg.) | 3-29.7 | 5-39.2 |
| Fumbles-Lost | 0-0 | 2-0 |
| Penalties-Yards | 6-50 | 4-20 |
| Possession Time | 28:48 | 31:12 |
| Third-Down Conversions | 6-of-11 | 5-of-13 |
| Fourth-Down Conversions | 0-of-0 | 0-of-2 |
| Red-Zone Scores-Chances | 1-2 | 1-2 |
| Sacks By: Number-Yards | 0-0 | 2-13 |

Individual

RUSHING (REC-YDS-TD): Louisville- Jordan, Jawhar 18-113-1; Plummer, Jack 8-42-0; Turner, Maurice 4-18-1; Guerendo, Isaac 5-16-0; Huggins-Bruce, Ahmari 1-5-0; TEAM 2-minus 2-0; Coleman Jr., Kevin 1-minus 8-0. **Indiana-** Lucas, Jaylin 8-29-0; Henderson, Josh 7-26-1; Jackson, Tayven 8-11-0; Turner, Christian 2-9-0; Perry, Kamryn 1-minus 4-0; TEAM 1-minus 13-0.

PASSING (ATT-COMP-YDS-TD-INT): Louisville- Plummer, Jack 13-23-238-1-1. **Indiana-** Jackson, Tayven 24-34-299-1-1.

RECEIVING (REC-YDS-TD): Louisville- Thrash, Jamari 4-159-1; Huggins-Bruce, Ahmari 3-28-0; Jordan, Jawhar 2-9-0; Guerendo, Isaac 1-17-0; Lifson, Josh 1-13-0; Thompson, Jadon 1-7-0; Coleman Jr., Kevin 1-5-0. **Indiana-** Lucas, Jaylin 10-98-1; McCulley, Donovan 4-39-0; Camper, Cam 3-74-0; Archer, Bradley 2-38-0; Henderson, Josh 2-30-0; Bomba, James 1-15-0; Cooper Jr., Omar 1-8-0; Turner, Christian 1-minus 3-0.

INTERCEPTIONS (INT-YDS): Louisville- Kelly, Cam'Ron 1-0. **Indiana-** Dunnam, Phillip 1-0.

FUMBLES (FUM-LOST): Louisville- None. **Indiana-** Henderson, Josh 1-0; TEAM 1-0.

SACKS (UA-A): Louisville- None. **Indiana-** Casey, Aaron 2-0.

TACKLES (UA-A): Louisville- Kelly, Cam'Ron 6-6; Neal, Devin 6-2; Riley, Quincy 5-2; Quinn, T.J. 2-3; Alderman, Jaylin 4-0; Brownlee, Jarvis 3-1; Gillotte, Ashton 2-2; Perry, Ben 1-3; Clark, Stanquan 1-2; Dawson, Jared 1-1; Hutchinson, D'Angelo 1-1; Lole, Jermaine 1-1; Wilson, Kam 0-2; Coleman Jr., Kevin 1-0; Herron, Stephen 1-0; Duck, Storm 1-0. **Indiana-** Casey, Aaron 5-5; Moore, Louis 7-2; Dunnam, Phillip 6-1; Mangum-Farrar, Jacob 3-4; Pierre, Noah 4-2; Carter, Andre 1-3; Sharpe, Jamari 1-2; Johnson, Jamier 2-0; Jackson, Myles 2-0; Bliidi, Phillip 1-1; Minor, Kobe 1-1; Lucas Jr., Patrick 1-1; Carr Jr., Lanell 1-0; Cox, LeDarius 1-0; Johnson, JoJo 0-1; Wracher, Sean 0-1.

GAME INFORMATION

Sept. 23, 2024 • Memorial Stadium • Bloomington, Ind.
 BTN • Connor Onion (pbp), Adam Breneman (analyst), Dannie Rogers (sideline)
 Attendance: 44,968

SCORING SUMMARY

| Team | 1 | 2 | 3 | 4 | OT | OT2 | OT3 | OT4 | Final |
|---------|---|---|---|---|----|-----|-----|-----|-------|
| Akron 0 | 3 | 7 | 7 | 7 | 3 | 0 | 0 | 27 | |
| Indiana | 0 | 7 | 7 | 3 | 7 | 3 | 0 | 2 | 29 |

| | | | | | | | | | |
|------------|-------|-----|---|--|--|--|--|------------|-------|
| 2Q | 10:01 | IU | Turner, C. 6-yard run (Freeman kick) | | | | | 6-80-3:29 | 0-7 |
| | 01:51 | AKR | Jackson 25-yard field goal | | | | | 6-17-5:20 | 3-7 |
| 3Q | 10:33 | AKR | Irons 14-yard run (Jackson kick) | | | | | 9-74-4:22 | 10-7 |
| | 05:56 | IU | Moore 22-yard interception return (Freeman kick) | | | | | -- | 10-14 |
| 4Q | 08:05 | IU | Freeman 19-yard field goal | | | | | 11-72-5:08 | 10-17 |
| | 03:34 | AKR | Lingard 71-yard run (Jackson kick) | | | | | 2-80-0:43 | 17-17 |
| OT | -- | AKR | Irons, DJ 10-yard run (Jackson kick) | | | | | 5-25-0:00 | 24-17 |
| | -- | IU | Camper 12-yard pass from Jackson, T. (Freeman kick) | | | | | 3-25-0:00 | 24-24 |
| OT2 | -- | IU | Freeman 39-yard field goal | | | | | 4-4-0:00 | 24-27 |
| | -- | AKR | Jackson 23-yard field goal | | | | | 6-20-0:00 | 27-27 |
| OT4 | -- | IU | Jackson, T. pass attempt to Carter, D. good | | | | | -- | 27-29 |

NOTE: After the second overtime, team's attempted two-point conversions until the winner was decided.

STATISTICS

| Team | AKR | IU |
|------------------------------|---------|---------|
| First Downs | 23 | 15 |
| Rushing Attempts-Yards (Net) | 40-263 | 34-92 |
| Passing Yards (Net) | 204 | 190 |
| <i>Att-Comp-Int</i> | 43-25-3 | 26-11-1 |
| Total Offensive Plays-Yards | 83-467 | 60-282 |
| Fumble Returns-Yards | 0-0 | 0-0 |
| Punt Returns-Yards | 1-(-1) | 1-0 |
| Kickoff Returns-Yards | 3-55 | 3-39 |
| Interception Returns-Yards | 1-25 | 3-66 |
| Punts (Number-Avg.) | 5-43.6 | 7-44.7 |
| Fumbles-Lost | 0-0 | 1-1 |
| Penalties-Yards | 10-98 | 5-50 |
| Possession Time | 33:00 | 40:35 |
| Third-Down Conversions | 5-of-15 | 3-of-14 |
| Fourth-Down Conversions | 0-of-2 | 0-of-2 |
| Red-Zone Scores-Chances | 4-4 | 3-4 |
| Sacks By: Number-Yards | 3-21 | 2-12 |

Individual

RUSHING (ATT-YDS-TD): Akron- Irons, DJ 18-141-2; Lingard, Lorenzo 14-113-1; Anderson, Drake 4-15-0; Bullock, Tahj 2-6-0; TEAM 1-minus 1-0; Undercuffer Jr., Jeff 1-minus 11-0. **Indiana-** Turner, Christian 13-67-1; Lucas, Jaylin 13-43-0; McCulley, Donovan 2-1-0; Jackson, Tayven 6-minus 19-0.

PASSING (ATT-COMP-YDS-TD-INT): Akron- Irons, DJ 21-34-187-0-2; Undercuffer Jr., Jeff 4-7-17-0-1; TEAM 0-1-0-0-0; Bullock, Tahj 0-1-0-0-0. **Indiana-** Jackson, Tayven 11-26-190-1-1.

RECEIVING (REC-YDS-TD): Akron- Adams, Alex 4-56-0; Gathings, Jashaia 4-47-0; Golden, Bobby 4-35-0; Banks, TJ 3-12-0; Anderson, Drake 3-12-0; Newell, Jake 2-21-0; George, Daniel 2-10-0; Lingard, Lorenzo 2-8-0; Walker, Myles 1-3-0. **Indiana-** Camper, Cam 4-103-1; McCulley, Donovan 3-26-0; Walker, Trey 2-32-0; Carter, DeQuece 1-20-0; Archer, Bradley 1-9-0.

INTERCEPTIONS (INT-YDS): Akron- Behm, Andrew 1-25. **Indiana-** Moore, Louis 2-49; Dunnam, Phillip 1-17.

FUMBLES (FUM-LOST): Akron- None. **Indiana-** Carter, DeQuece 1-1.

SACKS (UA-A): Akron- Cooper, Shammond 1-0; Fish, Antavious 1-0; Smith, Antonio 1-0. **Indiana-** Pierre, Noah 1-0; Carter, Andre 1-0.

TACKLES (UA-A): Akron- McCoy, Bryan 8-4; Nunnally, CJ 5-1; Thompson, Nate 3-3; Martin, KJ 3-2; Fish, Antavious 3-1; Behm, Andrew 1-3; Thomas, Jr., Corey 2-1; Jones, Terray 0-3; Durant, Tyson 1-1; Golden-Nelson, Devonte 1-1; Cooper, Shammond 1-1; Smith, Antonio 1-0; Tallandier II, Judson 1-0; Adler, Bennett 1-0; Kellom, Charles 1-0; Irons, DJ 1-0; Lavea, Lama 0-1; Lewis, Darrian 0-1; Hunter, Joey 0-1. **Indiana-** Casey, Aaron 10-3; Mangum-Farrar, Jacob 4-4; Dunnam, Phillip 3-5; Pierre, Noah 5-2; Bliidi, Phillip 2-4; Moore, Louis 3-2; Carter, Andre 3-1; Sharpe, Jamari 3-0; Carr Jr., Lanell 2-1; Grier, Jordan 2-1; Minor, Kobe 2-1; Jackson, Myles 1-1; Ferrelli, Amare 1-0; Rudolph, Joshua 1-0; Monds III, James 1-0; Bedford, Matthew 1-0; Cox, LeDarius 1-0; James, Nick 0-1; Hohlt, Matt 0-1; Johnson, JoJo 0-1; Sanguinetti, Josh 0-1; Schott, Jackson 0-1.

**GAME INFORMATION**

Sept. 30, 2024 • SECU Stadium • College Park, Md.
 BTN • Connor Onion (pbp), Matt Millen (analyst), Eisee Menaker (sideline)
 Attendance: 38,101

SCORING SUMMARY

| Team | 1 | 2 | 3 | 4 | Final |
|----------|----|---|----|----|-------|
| Indiana | 3 | 0 | 0 | 14 | 17 |
| Maryland | 21 | 6 | 10 | 7 | 44 |

| | | | | | |
|-----------|-------|-----|---|------------|-------|
| 1Q | 14:35 | UMD | Felton 13-yard pass from Tagovailoa (Howes kick) | 3-75-0-25 | 0-7 |
| | 09:54 | IU | Freeman 25-yard field goal | 8-32-4-31 | 3-7 |
| | 05:34 | UMD | Felton 29-yard pass from Tagovailoa (Howes kick) | 1-29-0-05 | 3-14 |
| | 02:43 | UMD | Tagovailoa 19-yard run (Howes kick) | 2-21-0-46 | 3-21 |
| 2Q | 00:36 | UMD | Felton 9-yard pass from Tagovailoa (Howes kick blocked) | 5-50-0-26 | 3-27 |
| 3Q | 11:23 | UMD | Howes 44-yard field goal | 4-6-2-04 | 3-30 |
| | 07:08 | UMD | Wade 3-yard pass from Tagovailoa (Howes kick) | 5-71-1-31 | 3-37 |
| 4Q | 11:07 | IU | McCulley, Do. 11-yard pass from Sorsby (Freeman kick) | 7-74-3-30 | 10-37 |
| | 06:54 | UMD | Prather 14-yard pass from Tagovailoa (Howes kick) | 9-75-4-13 | 10-44 |
| | 00:25 | IU | Coby 16-yard pass from Sorsby (Freeman kick) | 13-75-6-29 | 17-44 |

STATISTICS

| Team | IU | UMD |
|------------------------------|---------|---------|
| First Downs | 20 | 20 |
| Rushing Attempts-Yards (Net) | 37-116 | 23-120 |
| Passing Yards (Net) | 205 | 352 |
| <i>Att-Comp-Int</i> | 47-25-1 | 34-24-0 |
| Total Offensive Plays-Yards | 78-321 | 57-472 |
| Fumble Returns-Yards | 0-0 | 0-0 |
| Punt Returns-Yards | 24-8 | 2-24 |
| Kickoff Returns-Yards | 2-79 | 0-0 |
| Interception Returns-Yards | 0-0 | 1-0 |
| Punts (Number-Avg.) | 5-36.6 | 3-44.3 |
| Fumbles-Lost | 1-0 | 1-0 |
| Penalties-Yards | 4-29 | 4-15 |
| Possession Time | 38:04 | 21:56 |
| Third-Down Conversions | 5-of-17 | 5-of-11 |
| Fourth-Down Conversions | 3-of-6 | 1-of-1 |
| Red-Zone Scores-Chances | 3-4 | 5-5 |
| Sacks By: Number-Yards | 1-7 | 3-24 |

Individual

RUSHING (ATT-YDS-TD): Indiana- Turner, Christian 15-61-0; Lucas, Jaylin 7-28-0; Sorsby, Brendan 5-25-0; Holloman, David 2-13-0; Howland, Trent 3-13-0; Perry, Kamryn 1-minus 2-0; Jackson, Tayven 4-minus 22-0. **Maryland**- Hembly, Roman 14-54-0; Littleton II, Antwan 5-52-0; Tagovailoa, Taulia 3-15-1; TEAM 1-minus 1-0.

PASSING (ATT-COMP-YDS-TD-INT): Indiana- Jackson, Tayven 17-29-113-0-1; Sorsby, Brendan 7-11-84-2-0; Lowry, Broc 1-1-8-0-0. **Maryland**- Tagovailoa, Taulia 24-34-352-5-0.

RECEIVING (REC-YDS-TD): Indiana- McCulley, Donovan 6-79-1; Lucas, Jaylin 4-2-0; Cooper Jr., Omar 3-35-0; Perry, Kamryn 3-22-0; Walker, Trey 3-14-0; Carter, DeQuee 2-31-0; Turner, Christian 2-0-0; Coby, Anderson 1-16-0; Bomba, James 1-6-0. **Maryland**- Felton, Tai 7-134-0; Jones, Jeshua 6-121-0; Prather, Kaden 4-45-0; Hembly, Roman 2-19-0; Dyches, Corey 1-10-0; Howard, Preston 1-9-0; Walker, Rico 1-6-0; Smith Jr., Octavious 1-5-0; Wade, Dylan 1-3-0.

INTERCEPTIONS (INT-YDS): Indiana- None. **Maryland**- Gotay, Fa'Najae 1-0.

FUMBLES (FUM-LOST): Indiana- Lucas, Jaylin 1-0. **Maryland**- Jones, Jeshua 1-0.

SACKS (UA-A): Indiana- None. **Maryland**- Wheatland, Caleb 1-0; Wyatt, Kellan 1-0; Fuller, Quashon 1-0.

TACKLES (UA-A): Indiana- Pierre, Noah 6-1; Dunnam, Phillip 6-0; Carter, Andre 2-2; Grier, Jordan 3-0; Lucas Jr., Patrick 2-1; Minor, Kobe 2-0; Casey, Aaron 2-0; Rudolph, Joshua 1-1; Jones, Anthony 1-1; Burris Jr., Marcus 1-1; Bliidi, Philip 0-2; Wracher, Sean 1-0; Moore, Louis 1-0; Sharpe, Jamari 1-0; Toomer, Nicolas 1-0; Mangum-Farrar, Jacob 1-0; Cox, LeDarius 1-0; Sneed Jr., Venson 0-1. **Maryland**- Still, Tarheeb 5-1; Gotay, Fa'Najae 4-1; Hyppolite II, Ruben 4-1; Wheatland, Caleb 3-1; Harris, Michael 3-1; Trader Jr., Dante 3-1; Fisher, Perry 3-0; Brade, Beau 2-1; Sheppard, Jaquan 2-1; Teague, Christian 1-2; Fuller, Quashon 2-0; Wingate, Daniel 2-0; Whitaker, Lionel 2-0; Gibson, Gavin 2-0; Johnson, Lavon 2-0; Wyatt, Kellan 2-0; Miller, Glendon 2-0; Akingbesote, Tom 1-1; Moore, Alex 1-1; Fleming, Rex 1-1; Willmot, Riyad 0-2; Harley, Chantz 1-0; Morris, Josh 1-0; Spragins, Gereme 1-0; Felton, Tai 1-0; Brown, Donnell 1-0; Johnson, Taize 1-0; Fontus, Dillan 1-0; Williams, Avantae 0-1; Scruggs, Lavain 0-1; Colbert, Tre 0-1; Glaze, Delmar 0-1; Phillips, Jordan 0-1.

GAME INFORMATION

Oct. 14, 2024 • Michigan Stadium • Ann Arbor, Mich.
 FOX • Gus Johnson (pbp), Joel Klatt (analyst), Jenny Taft (sideline)
 Attendance: 110,264

SCORING SUMMARY

| Team | 1 | 2 | 3 | 4 | Final |
|----------|---|----|----|----|-------|
| Indiana | 7 | 0 | 0 | 0 | 7 |
| Michigan | 0 | 21 | 17 | 14 | 52 |

| | | | | | |
|-----------|-------|----|--|------------|------|
| 1Q | 02:17 | IU | Lucas, J. 44-yard pass from McCulley, Do. (Freeman kick) | 7-77-2-51 | 7-0 |
| 2Q | 11:19 | UM | Corum 1-yard run (Turner kick) | 11-77-5-54 | 7-7 |
| | 03:24 | UM | Wilson 2-yard pass from McCarthy (Turner kick) | 11-87-5-29 | 7-14 |
| | 00:11 | UM | Corum 1-yard run (Turner kick) | 6-46-1-29 | 7-21 |
| 3Q | 12:22 | UM | Loveland 54-yard pass from McCarthy (Turner kick) | 4-65-2-31 | 7-28 |
| | 08:28 | UM | Morgan 7-yard pass from McCarthy (Turner kick) | 5-52-2-18 | 7-35 |
| | 05:18 | UM | Turner 28-yard field goal | 4-5-2-20 | 7-38 |
| 4Q | 12:02 | UM | Edwards 2-yard run (Turner kick) | 8-63-3-47 | 7-45 |
| | 06:03 | UM | English 4-yard pass from Tuttle (Samaha kick) | 9-36-5-43 | 7-52 |

STATISTICS

| Team | IU | UM |
|------------------------------|---------|---------|
| First Downs | 15 | 20 |
| Rushing Attempts-Yards (Net) | 33-92 | 42-163 |
| Passing Yards (Net) | 140 | 244 |
| <i>Att-Comp-Int</i> | 29-14-2 | 22-19-0 |
| Total Offensive Plays-Yards | 62-232 | 64-407 |
| Fumble Returns-Yards | 0-0 | 1-12 |
| Punt Returns-Yards | 0-0 | 2-37 |
| Kickoff Returns-Yards | 3-50 | 2-36 |
| Interception Returns-Yards | 0-0 | 2-66 |
| Punts (Number-Avg.) | 4-41.8 | 2-36.0 |
| Fumbles-Lost | 3-2 | 2-0 |
| Penalties-Yards | 5-47 | 2-20 |
| Possession Time | 27:13 | 32:47 |
| Third-Down Conversions | 6-of-15 | 6-of-11 |
| Fourth-Down Conversions | 1-of-3 | 2-of-2 |
| Red-Zone Scores-Chances | 0-1 | 7-7 |
| Sacks By: Number-Yards | 4-21 | 4-30 |

Individual

RUSHING (ATT-YDS-TD): Indiana- Howland, Trent 5-35-0; Sorsby, Brendan 13-30-0; Turner, Christian 8-27-0; Holloman, David 3-6-0; Lucas, Jaylin 2-6-0; TEAM 1-minus 1-0; Jackson, Tayven 1-minus 11-0. **Michigan**- Hall, Benjamin 9-58-0; Corum, Blake 13-52-2; McCarthy, J.J. 10-27-0; Edwards, Donovan 9-20-1; Hughes, Danny 1-6-0.

PASSING (ATT-COMP-YDS-TD-INT): Indiana- Sorsby, Brendan 6-15-44-0-0; Jackson, Tayven 7-13-52-0-2; McCulley, Donovan 1-1-44-1-0. **Michigan**- McCarthy, J.J. 14-17-222-3-0; Tuttle, Jack 5-5-22-1-0.

RECEIVING (REC-YDS-TD): Indiana- Lucas, Jaylin 5-56-1; Camper, Cam 3-29-0; Cooper Jr., Omar 2-24-0; McCulley, Donovan 2-16-0; Archer, Bradley 1-10-0; Carter, DeQuee 1-5-0. **Michigan**- Morris, Tyler 4-54-0; Loveland, Colston 3-80-1; Wilson, Roman 3-14-1; Edwards, Donovan 2-33-0; Barner, AJ 1-18-0; Johnson, Cornelius 1-15-0; Corum, Blake 1-15-0; Morgan, Semaj 1-7-1; English, Karmell 1-4-1; Moore, Fredrick 1-4-0; Hall, Benjamin 1-0-0.

INTERCEPTIONS (INT-YDS): Indiana- None. **Michigan**- Moore, Rod 1-38; Sabb, Keon 1-28.

FUMBLES (FUM-LOST): Indiana- Sorsby, Brendan 2-1; Jackson, Tayven 1-1. **Michigan**- McCarthy, J.J. 2-0.

SACKS (UA-A): Indiana- Carr Jr., Lanell 2-0; Casey, Aaron 1-0; Jackson, Myles 1-0. **Michigan**- Harrell, Jaylen 2-0; Barrett, Michael 1-0; Benny, Rayshaun 1-0.

TACKLES (UA-A): Indiana- Moore, Louis 7-0; Casey, Aaron 5-2; Mangum-Farrar, Jacob 2-3; Jackson, Myles 4-0; Carr Jr., Lanell 3-1; Rudolph, Joshua 2-2; Dunnam, Phillip 3-0; Harrison, Robby 1-2; Bliidi, Philip 1-2; Toomer, Nicolas 2-0; Minor, Kobe 2-0; Sharpe, Jamari 2-0; Jones, Anthony 2-0; Burris Jr., Marcus 2-0; Sanguinetti, Josh 2-0; Cox, LeDarius 1-1; Lucas Jr., Patrick 0-2; Carter, Andre 0-2; Benson, Kahlil 1-0; Katic, Mike 1-0; Bonds, Bryson 1-0; Turner, Kaiden 1-0; Evans, James 1-0; Pierre, Noah 1-0; Grier, Jordan 1-0; Bedford, Matthew 0-1; Hohlt, Matt 0-1; Bomba, James 0-1. **Michigan**- Colson, Junior 2-4; Hausmann, Ernest 2-3; Paige, Makari 2-2; Wallace, Josh 2-2; Benny, Rayshaun 2-1; Guy, T.J. 2-1; Sainistil, Mike 1-2; Barrett, Michael 1-2; McGregor, Braide 0-3; Bennett, Kechaun 2-0; Graham, Mason 2-0; Harrell, Jaylen 2-0; Boivin, Christian 2-0; Goode, Cam 1-1; Hood, Jaydon 1-1; Moore, Derrick 1-1; Walker, Amerson 1-1; Kolesar, Caden 1-1; Nichols, Jerome 0-2; Harris, Keshawn 0-2; Moore, Rod 0-2; Grant, Kenneth 0-2; Johnson, Will 1-0; Sabb, Keon 1-0; Johnson, Quinten 1-0; Atteberry, Reece 0-1; Waller, DJ 0-1; Stewart, Josiah 0-1.

GAME INFORMATION

Oct. 21, 2024 • Memorial Stadium • Bloomington, Ind.
 BTN • Connor Onion (bp), Matt Millen (analyst), Elise Menaker (sideline)
 Attendance: 43,611

SCORING SUMMARY

| Team | 1 | 2 | 3 | 4 | Final |
|---------|---|----|---|---|-------|
| Rutgers | 7 | 10 | 7 | 7 | 31 |
| Indiana | 7 | 7 | 0 | 0 | 14 |

| | | | | | |
|-----------|-------|----|--|------------|-------|
| 1Q | 11:28 | IU | Cooper Jr. 35-yard pass from Sorsby (Freeman kick) | 9-75-3:32 | 0-7 |
| | 03:19 | RU | Wimsatt 1-yard run (Patel kick) | 15-75-8:09 | 7-7 |
| 2Q | 14:53 | RU | Rogers 17-yard blocked punt return (Patel kick) | - | 14-7 |
| | 03:58 | IU | Sorsby 4-yard run (Freeman kick) | 4-59-1:25 | 14-14 |
| | 00:00 | RU | Patel 21-yard field goal | 66-17-0:28 | 17-14 |
| 3Q | 08:45 | RU | Wimsatt 1-yard run (Patel kick) | 12-75-6:15 | 24-14 |
| 4Q | 13:11 | RU | Wimsatt 80-yard run (Patel kick) | 2-85-1:03 | 31-14 |

STATISTICS

| Team | RU | IU |
|------------------------------|---------|---------|
| First Downs | 20 | 18 |
| Rushing Attempts-Yards (Net) | 55-276 | 29-153 |
| Passing Yards (Net) | 39 | 126 |
| <i>Att-Comp-Int</i> | 12-5-0 | 31-15-0 |
| Total Offensive Plays-Yards | 67-315 | 60-279 |
| Fumble Returns-Yards | 0-0 | 0-0 |
| Punt Returns-Yards | 1-32 | 1(-)-3 |
| Kickoff Returns-Yards | 0-0 | 2-20 |
| Interception Returns-Yards | 0-0 | 0-0 |
| Punts (Number-Avg.) | 4-40.5 | 5-43.0 |
| Fumbles-Lost | 0-0 | 1-1 |
| Penalties-Yards | 6-55 | 5-55 |
| Possession Time | 37:38 | 22:22 |
| Third-Down Conversions | 4-of-11 | 2-of-11 |
| Fourth-Down Conversions | 1-of-2 | 1-of-3 |
| Red-Zone Scores-Chances | 3-3 | 1-2 |
| Sacks By: Number-Yards | 0-0 | 1-6 |

Individual

RUSHING (ATT-YDS-TD): Rutgers- Wimsatt, Gavin 16-143-3; Monangai, Kyle 24-109-0; Brown V, Samuel 9-31-0; Benjamin, Ja'Shon 3-2-0; Young, Aaron 1-1-0; TEAM 2-minus 10-0. **Indiana-** Howland, Trent 9-54-0; Sorsby, Brendan 11-49-1; Lucas, Jaylin 4-29-0; Turner, Christian 4-23-0; McCulley, Donaven 1-minus 2-0.

PASSING (ATT-COMP-YDS-TD-INT): Rutgers- Wimsatt, Gavin 5-12-39-0-0. **Indiana-** Sorsby, Brendan 15-31-126-1-0.

RECEIVING (REC-YDS-TD): Rutgers- Dremel, Christian 2-14-0; Benjamin, Ja'Shon 1-11-0; Jackson, JaQuae 1-9-0; Langan, Johnny 1-6-0. **Indiana-** Lucas, Jaylin 5-16-0; Carter, DeQuee 3-21-0; Howland, Trent 2-20-0; Cooper Jr., Omar 1-35-1; Bomba, James 1-13-0; Steinfeldt, Aaron 1-11-0; Camper, Cam 1-7-0; Turner, Christian 1-3-0.

INTERCEPTIONS (INT-YDS): Rutgers- None. **Indiana-** None.

FUMBLES (FUM-LOST): Rutgers- None. **Indiana-** Lucas, Jaylin 1-1.

SACKS (UA-A): Rutgers- None. **Indiana-** James, Nick 1-0.

TACKLES (UA-A): Rutgers- Toure, Mohamed 5-2; Jennings, Deion 4-3; Melton, Max 4-2; Dixon, Flip 4-0; Lewis, Aaron 1-3; Igbinosun, Desmond 2-1; Longerbeam, Robert 2-1; Loyal, Shaquan 2-1; Powell, Tyreem 2-1; Hinspeter, Timmy 2-1; Iton, Isaiah 0-3; Thompson, Jordan 1-1; Salaam, Al-Shade 1-0; Bailey, Wesley 0-1; Yboah-Kodie, Trevor 0-1; Ward, Timmy 0-1. **Indiana-** Casey, Aaron 5-4; Ferrell, Amare 7-0; Carter, Andre 5-2; Moore, Louis 5-1; Carr Jr., Lanell 4-1; Dunnam, Phillip 3-2; Toomer, Nicolas 3-0; Lucas Jr., Patrick 3-0; Mangum-Farrar, Jacob 3-0; Grier, Jordan 2-1; Burris Jr., Marcus 2-0; James, Nick 2-0; Cox, LeDarius 1-0; Sharpe, Jamari 1-0; Jones, Anthony 1-0; Minor, Kobe 1-0; Sanguinetti, Josh 0-1.

GAME INFORMATION

Oct. 28, 2024 • Beaver Stadium • University Park, Pa.
 CBS • Tom McCarthy (bp), Jason McCourty (analyst), Tiffany Blackmon (sideline)
 Attendance: 107,209

SCORING SUMMARY

| Team | 1 | 2 | 3 | 4 | Final |
|------------|---|----|---|----|-------|
| Indiana | 7 | 7 | 0 | 10 | 24 |
| Penn State | 7 | 10 | 7 | 9 | 33 |

| | | | | | |
|-----------|-------|-----|---|------------|-------|
| 1Q | 07:37 | IU | Carter 90-yard pass from Sorsby (Freeman kick) | 1-90-0:12 | 7-0 |
| | 01:37 | PSU | Dinkins 9-yard pass from Allar (Felkins kick) | 7-32-4:21 | 7-7 |
| 2Q | 13:26 | IU | McCulley, Do. 69-yard pass from Sorsby (Freeman kick) | 1-69-0:09 | 14-7 |
| | 02:09 | PSU | Singleton 2-yard run (Felkins kick) | 9-59-4:57 | 14-14 |
| | 00:00 | PSU | Felkins 50 yd field goal | 7-11-1:01 | 14-17 |
| 3Q | 08:39 | PSU | Johnson, T. 16-yard pass from Allar (Felkins kick) | 12-75-6:21 | 14-24 |
| 4Q | 10:54 | IU | Cooper Jr. 26-yard pass from Sorsby (Freeman kick) | 12-80-5:20 | 21-24 |
| | 02:58 | IU | Freeman 35-yard field goal | 4-4-2:04 | 24-24 |
| | 01:46 | PSU | Lambert-Smith 57-yard pass from Allar (Felkins kick) | 3-78-1:10 | 24-31 |
| | 01:33 | PSU | TEAM safety | - | 24-33 |

STATISTICS

| Team | IU | PSU |
|------------------------------|---------|---------|
| First Downs | 14 | 19 |
| Rushing Attempts-Yards (Net) | 34-80 | 43-132 |
| Passing Yards (Net) | 289 | 210 |
| <i>Att-Comp-Int</i> | 19-13-1 | 31-20-1 |
| Total Offensive Plays-Yards | 53-349 | 74-342 |
| Fumble Returns-Yards | 0-0 | 0-0 |
| Punt Returns-Yards | 2(-)-6 | 3-19 |
| Kickoff Returns-Yards | 0-0 | 2-61 |
| Interception Returns-Yards | 1-7 | 1-17 |
| Punts (Number-Avg.) | 4-57.5 | 6-49.0 |
| Fumbles-Lost | 3-1 | 1-0 |
| Penalties-Yards | 5-35 | 6-60 |
| Possession Time | 24:35 | 35:25 |
| Third-Down Conversions | 3-of-11 | 7-of-18 |
| Fourth-Down Conversions | 1-of-2 | 1-of-1 |
| Red-Zone Scores-Chances | 1-2 | 4-4 |
| Sacks By: Number-Yards | 3-23 | 3-21 |

Individual

RUSHING (ATT-YDS-TD): Indiana- Henderson, Josh 12-57-0; Howland, Trent 9-31-0; Sorsby, Brendan 12-minus 3-0; Lucas, Jaylin 1-minus 5-0. **Penn State-** Allen, Kaytron 18-81-0; Singleton, Nicholas 15-50-1; Allar, Drew 8-5-0; Pribula, Beau 1-3-0; TEAM 1-minus 7-0.

PASSING (ATT-COMP-YDS-TD-INT): Indiana- Sorsby, Brendan 13-19-269-3-1. **Penn State-** Allar, Drew 20-31-2103-1.

RECEIVING (REC-YDS-TD): Indiana- McCulley, Donaven 4-96-1; Carter, DeQuee 3-104-1; Cooper Jr., Omar 3-52-1; Archer, Bradley 1-10-0; Williams Jr., E.J. 1-5-0; Howland, Trent 1-2-0. **Penn State-** Lambert-Smith, KeAndre 6-96-1; Singleton, Nicholas 5-31-0; Warren, Tyler 2-25-0; Johnson, Theo 2-21-1; Cephas, Dante 2-15-0; Allen, Kaytron 2-13-0; Dinkins, Khalil 1-9-1.

INTERCEPTIONS (INT-YDS): Indiana- Sanguinetti, Josh 1-7. **Penn State-** Reed, Jaylen 1-17.

FUMBLES (FUM-LOST): Indiana- Sorsby, Brendan 1-0; Howland, Trent 1-0; Jordan, Camden 1-1. **Penn State-** Singleton, Nicholas 1-0.

SACKS (UA-A): Indiana- Carr Jr., Lanell 1-0; Toomer, Nicolas 1-0; Casey, Aaron 0-1; Shaw, Jordan 0-1. **Penn State-** Hardy, Daequan 1-0; Dixon, Johnny 1-0; Dennis-Sutton, Dani 1-0.

TACKLES (UA-A): Indiana- Casey, Aaron 7-3; Moore, Louis 7-3; Carter, Andre 5-3; Toomer, Nicolas 4-1; Jones, Anthony 3-2; Jackson, Myles 3-1; Mangum-Farrar, Jacob 3-1; Burris Jr., Marcus 2-2; Carr Jr., Lanell 3-0; Sharpe, Jamari 2-0; Grier, Jordan 2-0; Blied, Philip 1-1; Rudolph, Joshua 1-1; Lucas Jr., Patrick 1-1; Minor, Kobe 1-0; McDaniel, Tyrik 1-0; Freeman, Chris 1-0; McCulley, Donaven 1-0; Hohlt, Matt 1-0; Shaw, Jordan 0-1; Cox, LeDarius 1-0; Sanguinetti, Josh 0-1. **Penn State-** Reed, Jaylen 7-1; Dennis-Sutton, Dani 4-2; King, Kobe 2-3; Carter, Abdul 1-4; Dixon, Johnny 2-2; King, Kalen 3-0; Winston, Kevin 2-1; Fisher, Zuriah 2-1; Izzard, Coziah 2-0; Elsdon, Tyler 2-0; Durant, Zane 1-1; Isaac, Adisa 1-1; Miller, Cam 1-0; Ellies, Dvon 1-0; Beamon, Hakeem 1-0; van den Berg, Jordan 1-0; Johnson, Theo 1-0; Jacobs, Curtis 1-0; Hardy, Daequan 1-0.

**GAME INFORMATION**

Nov. 4, 2024 • Memorial Stadium • Bloomington, Ind.
 BTN • Cory Provus (pbp), Jake Butt (analyst), Brooke Fletcher (sideline)
 Attendance: 45,466

SCORING SUMMARY

| Team | 1 | 2 | 3 | 4 | Final |
|-----------|---|----|---|---|-------|
| Wisconsin | 0 | 7 | 7 | 0 | 14 |
| Indiana | 7 | 10 | 0 | 3 | 20 |

| | | | | | |
|-----------|-------|-----|--|------------|-------|
| 1Q | 09:59 | IU | Sorsby 8-yard run (Freeman kick) | 9-66-4:53 | 0-7 |
| 2Q | 08:08 | IU | Freeman 27-yard field goal | 9-33-3:12 | 0-10 |
| | 04:11 | IUW | Green 54-yard pass from Locke (Vakos kick) | 5-68-1:50 | 7-10 |
| | 00:41 | IU | McCulley, Do. 7-yard pass from Sorsby (Freeman kick) | 9-71-3:24 | 7-17 |
| 3Q | 10:14 | IUW | Pauling 18-yard pass from Locke (Vakos kick) | 10-75-4:46 | 14-17 |
| 4Q | 01:10 | IU | Freeman 50-yard field goal | 8-36-2:57 | 14-20 |

STATISTICS

| Team | IUW | IU |
|------------------------------|---------|---------|
| First Downs | 18 | 20 |
| Rushing Attempts-Yards (Net) | 26-101 | 41-75 |
| Passing Yards (Net) | 243 | 186 |
| <i>Att-Comp-Int</i> | 43-21-0 | 31-19-0 |
| Total Offensive Plays-Yards | 71-344 | 72-261 |
| Fumble Returns-Yards | 0-0 | 1-26 |
| Punt Returns-Yards | 4-29 | 0-0 |
| Kickoff Returns-Yards | 0-0 | 3-64 |
| Interception Returns-Yards | 0-0 | 0-0 |
| Punts (Number-Avg.) | 5-40.6 | 6-44.3 |
| Fumbles-Lost | 2-2 | 2-0 |
| Penalties-Yards | 6-78 | 2-30 |
| Possession Time | 26:35 | 33:25 |
| Third-Down Conversions | 7-of-16 | 6-of-16 |
| Fourth-Down Conversions | 0-of-3 | 1-of-1 |
| Red-Zone Scores-Chances | 1-2 | 3-3 |
| Sacks By: Number-Yards | 2-26 | 2-17 |

Individual

RUSHING (ATT-YDS-TD): Wisconsin- Yacamelli, Cade 10-48-0; Acker, Jackson 11-48-0; Anthony, Vinny 1-18-0; Locke, Braedyn 6-minus 13-0. **Indiana-** Henderson, Josh 15-40-0; Lucas, Jaylin 7-15-0; Howland, Trent 5-12-0; Sorsby, Brendan 14-8-1.

PASSING (ATT-COMP-YDS-TD-INT): Wisconsin- Locke, Braedyn 21-41-243-2-0; TEAM 0-2-0-0-0. **Indiana-** Sorsby, Brendan 19-31-186-1-0.

RECEIVING (REC-YDS-TD): Wisconsin- Pauling, Will 5-51-1; Green, Bryson 4-96-1; Bell, Skyler 4-36-0; Acker, Jackson 4-9-0; Nowakowski, Riley 2-31-0; Yacamelli, Cade 1-11-0; Williams, CJ 1-9-0. **Indiana-** McCulley, Donaven 5-67-1; Williams Jr., E.J. 4-49-0; Carter, DeQuee 3-30-0; Lucas, Jaylin 3-13-0; Walker, Trey 2-11-0; Cooper Jr., Omar 1-12-0; Coby, Anderson 1-5-0.

INTERCEPTIONS (INT-YDS): Wisconsin- None. **Indiana-** None.

FUMBLES (FUM-LOST): Wisconsin- Yacamelli, Cade 1-1; Pauling, Will 1-1. **Indiana-** Sorsby, Brendan 2-0.

SACKS (UA-A): Wisconsin- Brown, Austin 1-0; Turner, Jordan 1-0. **Indiana-** Casey, Aaron 2-0.

TACKLES (UA-A): Wisconsin- Goetz, C.J. 4-8; Turner, Jordan 6-2; Chaney, Jake 3-4; Wohler, Hunter 3-4; Peterson, Darryl 3-4; Brown, Austin 3-3; Smith, Alexander 2-3; Fourqurean, Nyzier 3-0; Njongmeta, Maema 1-2; Maitre, Jason 1-2; Hallman, Ricardo 2-0; Johnson, Kaden 1-1; Thompson Jr., James 1-1; Zachman, Preston 0-2; Anderson, Haakon 1-0; Pietrowski, Jeff 1-0; Yacamelli, Cade 1-0; Alliegro, Christian 0-1; McDonald, Cade 0-1; Paez, Gio 0-1; Johnson, Rodas 0-1. **Indiana-** Casey, Aaron 7-2; Shaw, Jordan 6-3; Moore, Louis 2-4; Toomer, Nicolas 3-2; Mangum-Farrar, Jacob 2-3; Dunnam, Phillip 4-0; Sanguinetti, Josh 4-0; Rudolph, Joshua 3-1; Hohit, Matt 2-1; Carter, Andre 1-1; Carr Jr., Lanell 0-2; Johnson, JoJo 2-0; Jackson, Myles 1-0; Bonds, Bryson 1-0; Sharpe, Jamari 1-0; Sneed Jr., Venson 0-1; Cox, LeDarius 0-1; Bliidi, Philip 0-1; Grier, Jordan 0-1; Burris Jr., Marcus 0-1.

GAME INFORMATION

Nov. 11, 2024 • Memorial Stadium • Champaign, Ill.
 BTN • Connor Onion (pbp), Matt Millen (analyst), Elise Menaker (sideline)
 Attendance: 53,157

SCORING SUMMARY

| Team | 1 | 2 | 3 | 4 | OT | Final |
|-----------|----|----|---|----|----|-------|
| Indiana | 7 | 20 | 0 | 15 | 3 | 45 |
| Illinois9 | 17 | 7 | 9 | 6 | 48 | |

| | | | | | |
|------------|-------|-----|---|------------|-------|
| 1Q | 08:59 | ILL | Griffin 24-yard field goal | 10-71-4:16 | 0-3 |
| | 03:54 | IU | Howland 1-yard run (Freeman kick) | 9-32-3:40 | 7-3 |
| | 03:19 | ILL | Love III 8-yard run (Griffin kick failed) | 2-75-0:35 | 7-9 |
| 2nd | 14:32 | IU | McCulley, Do. 6-yard pass from Sorsby (Freeman kick) | 7-74-3:41 | 14-9 |
| | 11:24 | ILL | Griffin 27-yard field goal | 7-64-3:03 | 14-12 |
| | 08:22 | IU | McCulley, Do. 6-yard pass from Sorsby (Freeman kick) | 6-69-2:52 | 21-12 |
| | 05:44 | IU | Sorsby 18-yard run (Freeman kick blocked) | 4-52-2:01 | 27-12 |
| | 03:05 | ILL | Washington 20-yard pass from Paddock (Griffin kick) | 5-92-2:28 | 27-19 |
| | 00:18 | ILL | Bryant 13-yard pass from Paddock (Griffin kick) | 6-73-1:14 | 27-26 |
| 3rd | 05:18 | ILL | Williams, I. 42-yard pass from Paddock (Griffin kick) | 5-86-2:00 | 27-33 |
| 4th | 14:53 | ILL | Love III 37-yard run (pass failed) | 7-81-3:32 | 27-39 |
| | 12:25 | IU | Sorsby 5-yard run (Freeman kick) | 6-52-2:17 | 34-39 |
| | 05:04 | ILL | Griffin 21-yard field goal | 14-72-7:21 | 34-42 |
| | 00:28 | IU | Carter, D. 26-yard pass from Sorsby (Williams Jr. pass from Sorsby) | | |
| OT | 15:00 | ILL | Freeman 41-yard field goal | 6-85-1:09 | 42-42 |
| | 15:00 | IU | Williams, I. 21-yard pass from Paddock (no PAT) | 4-2-0-00 | 45-42 |

STATISTICS

| Team | IU | ILL |
|------------------------------|---------|---------|
| First Downs | 30 | 31 |
| Rushing Attempts-Yards (Net) | 43-162 | 35-155 |
| Passing Yards (Net) | 289 | 507 |
| <i>Att-Comp-Int</i> | 33-22-1 | 36-24-1 |
| Total Offensive Plays-Yards | 76-451 | 71-662 |
| Fumble Returns-Yards | 0-0 | 0-0 |
| Punt Returns-Yards | 0-0 | 1-4 |
| Kickoff Returns-Yards | 4-108 | 3-54 |
| Interception Returns-Yards | 1-0 | 1-0 |
| Punts (Number-Avg.) | 4-37.5 | 3-40.3 |
| Fumbles-Lost | 1-1 | 2-1 |
| Penalties-Yards | 7-82 | 14-146 |
| Possession Time | 45:28 | 29:32 |
| Third-Down Conversions | 7-of-13 | 3-of-10 |
| Fourth-Down Conversions | 0-of-1 | 1-of-1 |
| Red-Zone Scores-Chances | 5-5 | 6-6 |
| Sacks By: Number-Yards | 1-9 | 4-27 |

Individual

RUSHING (ATT-YDS-TD): Indiana- Howland, Trent 13-72-1; Sorsby, Brendan 17-53-2; Henderson, Josh 10-31-0; Lucas, Jaylin 2-8-0; TEAM 1-minus 2-0. **Illinois-** Love III, Reggie 24-140-2; Feagin, Kaden 6-20-0; Williams, Isaiah 2-3-0; Paddock, John 3-minus 8-0.

PASSING (ATT-COMP-YDS-TD-INT): Indiana- Sorsby, Brendan 22-33-289-3-1. **Illinois-** Paddock, John 24-36-507-4-1.

RECEIVING (REC-YDS-TD): Indiana- McCulley, Donaven 11-137-2; Williams Jr., E.J. 4-54-0; Carter, DeQuee 3-55-1; Coby, Anderson 2-18-0; Walker, Trey 1-15-0; Lucas, Jaylin 1-10-0. **Illinois-** Williams, Isaiah 9-200-2; Bryant, Pat 5-131-1; Washington, Casey 5-99-1; Hollins, Ashton 3-46-0; Feagin, Kaden 1-23-0; Moore, Griffin 1-8-0.

INTERCEPTIONS (INT-YDS): Indiana- Moore, Louis 1-0. **Illinois-** Resetich, Mac 1-0.

FUMBLES (FUM-LOST): Indiana- Sorsby, Brendan 1-1. **Illinois-** Feagin, Kaden 1-0; Williams, Isaiah 1-1.

SACKS (UA-A): Indiana- Carr Jr., Lanell 1-0. **Illinois-** Jacas, Gabe 2-0; Newton, JerZhan 1-0; Rosiek, Dylan 1-0.

TACKLES (UA-A): Indiana- Moore, Louis 6-4; Mangum-Farrar, Jacob 4-6; Casey, Aaron 6-2; Minor, Kobe 3-2; Toomer, Nicolas 4-0; Carr Jr., Lanell 2-2; Johnson, JoJo 2-1; Sharpe, Jamari 2-1; Carter, Andre 1-2; Bliidi, Philip 0-3; Burris Jr., Marcus 2-0; Cox, LeDarius 2-0; Shaw, Jordan 2-0; Jackson, Myles 1-1; Sanguinetti, Josh 1-1; Dunnam, Phillip 1-0; Monds III, James 0-1; Jones, Anthony 0-1; Lucas Jr., Patrick 0-1. **Illinois-** Bush, Clayton 3-8; Scott, Xavier 8-2; Rosiek, Dylan 4-4; Nicholson, Tahveon 6-0; Scott, Miles 4-2; Coleman, Seth 3-1; Newton, JerZhan 2-2; Tobe, Zachary 2-1; Strain, Tyler 1-2; Daxon, Denzel 0-3; Meed, Ryan 2-0; Jacas, Gabe 2-0; Barnes, Bryce 1-1; Kreutz, James 1-1; Randolph Jr., Keith 1-1; Odeluga, Kenenna 1-0; Bryant, Alec 1-0; Clarke, Jaheim 1-0; Resetich, Mac 1-0; Holmes, Ezekiel 0-1; Edwards, TeRah 0-1; Barnes, Tanique 0-1; McConnell, Sed 0-1.

GAME INFORMATION

Nov. 18, 2024 • Memorial Stadium • Bloomington, Ind.
 BTN • Jason Ross Jr. (pbp), Anthony Herron (analyst), Megan McKeown (sideline)
 Attendance: 40,666

SCORING SUMMARY

| Team | 1 | 2 | 3 | 4 | Final |
|----------------|---|---|---|----|-------|
| Michigan State | 7 | 7 | 0 | 10 | 24 |
| Indiana | 0 | 7 | 7 | 7 | 21 |

| | | | | | |
|-----------|-------|-----|--|------------|-------|
| 1Q | 11:09 | MSU | Carr 17-yard pass from Houser (Kim kick) | 8-80-3:44 | 7-0 |
| 2Q | 09:29 | IU | Howland 4-yard run (Freeman kick) | 11-88-4:16 | 7-7 |
| | 01:10 | MSU | Foster Jr. 29-yard pass from Houser (Kim kick) | 8-78-1:13 | 14-7 |
| 3Q | 10:54 | IU | Bomba 3-yard pass from Sorsby (Freeman kick) | 8-75-4:06 | 14-14 |
| 4Q | 09:26 | MSU | Kim 43-yard field goal | 8-41-3:09 | 17-14 |
| | 04:06 | IU | Walker 8-yard pass from Sorsby (Freeman kick) | 11-75-5:20 | 17-21 |
| | 01:19 | MSU | Carr 36-yard pass from Houser (Kim kick) | 8-75-2:47 | 24-21 |

STATISTICS

| Team | MSU | IU |
|------------------------------|---------|---------|
| First Downs | 22 | 23 |
| Rushing Attempts-Yards (Net) | 33-88 | 45-205 |
| Passing Yards (Net) | 277 | 197 |
| <i>Att-Comp-Int</i> | 39-25-2 | 34-19-0 |
| Total Offensive Plays-Yards | 72-365 | 79-402 |
| Fumble Returns-Yards | 0-0 | 0-0 |
| Punt Returns-Yards | 1-1 | 1-15 |
| Kickoff Returns-Yards | 2-38 | 1-26 |
| Interception Returns-Yards | 0-0 | 2-14 |
| Punts (Number-Avg.) | 4-51.0 | 5-46.8 |
| Fumbles-Lost | 1-0 | 2-1 |
| Penalties-Yards | 4-35 | 5-55 |
| Possession Time | 31:04 | 28:56 |
| Third-Down Conversions | 5-of-14 | 8-of-16 |
| Fourth-Down Conversions | 1-of-2 | 2-of-3 |
| Red-Zone Scores-Chances | 1-1 | 3-3 |
| Sacks By: Number-Yards | 3-30 | 0-0 |

Individual

RUSHING (ATT-YDS-TD): Michigan State- Carter, Nate 10-48-0; Mangham, Jaren 13-33-0; Houser, Katin 7-11-0; Joiner, Harold 1-minus 2-0; TEAM 2-minus 2-0. **Indiana-** Howland, Trent 19-77-1; Henderson, Josh 13-74-0; Sorsby, Brendan 13-54-0.

PASSING (ATT-COMP-YDS-TD-INT): Michigan State- Houser, Katin 25-39-277-3-2. **Indiana-** Sorsby, Brendan 19-34-197-2-0.

RECEIVING (REC-YDS-TD): Michigan State- Carr, Maliq 7-117-2; Foster Jr., Montorie 7-94-1; Mangham, Jaren 5-33-0; Henry, Tyrell 3-13-0; Fitzpatrick, Chris 2-16-0; Carter, Nate 1-4-0. **Indiana-** Carter, DeQuee 6-59-0; Williams Jr., E.J. 6-48-0; McCulley, Donaven 3-72-0; Walker, Trey 2-9-1; Henderson, Josh 1-6-0; Bomba, James 1-3-1.

INTERCEPTIONS (INT-YDS): Michigan State- None. **Indiana-** Sharpe, Jamari 1-14; Sanguinetti, Josh 1-0.

FUMBLES (FUM-LOST): Michigan State- Houser, Katin 1-0. **Indiana-** TEAM 1-0; Sharpe, Jamari 1-1.

SACKS (UA-A): Michigan State- Hall, Jordan 1-0; Barrow, Simeon 1-0. **Indiana-** None.

TACKLES (UA-A): Michigan State- Grose, Angelo 5-5; Spencer, Malik 7-2; Kimbrough, Chester 8-0; Brule, Aaron 4-4; Haladay, Cal 4-3; Harmon, Derrick 2-4; Hall, Jordan 3-2; Barrow, Simeon 3-2; Bogle, Kris 2-1; Mangham, Jaden 2-1; Dunn, Avery 1-2; Sami, Jalen 1-1; Thompson, Jalen 0-2; Jones, Malcolm 1-0; Alexander, Aaron 1-0; Carr, Maliq 1-0; Rucker, Chance 1-0; Willie, Ade 1-0; Wright, Brandon 1-0; Nelson, Ben 0-1. **Indiana-** Casey, Aaron 9-3; Moore, Louis 8-4; Mangum-Farrar, Jacob 4-3; Grier, Jordan 3-1; Minor, Kobe 2-2; Bliidi, Philip 1-3; Rudolph, Joshua 3-0; Sharpe, Jamari 2-1; Burris Jr., Marcus 2-0; Carter, Andre 2-0; Sanguinetti, Josh 1-1; Lucas Jr., Patrick 1-0; Sneed Jr., Venson 1-0; Ferrell, Amare 1-0; Jackson, Myles 1-0; Jones, Anthony 1-0; Schott, Jackson 0-1; James, Nick 0-1; McDaniel, Tyrik 0-1; Dunnam, Phillip 0-1.

GAME INFORMATION

Nov. 25, 2024 • Ross-Abel Stadium • West Lafayette, Ind.
 BTN • Chris Vosters (pbp), Brock Vereen (analyst), Megan McKeown (sideline)
 Attendance: 59,993

SCORING SUMMARY

| Team | 1 | 2 | 3 | 4 | Final |
|---------|---|----|----|----|-------|
| Indiana | 7 | 7 | 14 | 3 | 31 |
| Purdue | 0 | 12 | 6 | 17 | 35 |

| | | | | | |
|-----------|-------|----|---|------------|-------|
| 1Q | 00:34 | IU | Carter, D. 33-yard pass from Sorsby (Freeman kick) | 5-72-1:59 | 7-0 |
| 2Q | 12:07 | PU | Burhenn 33-yard pass from Card (rush failed) | 7-66-3:20 | 7-6 |
| | 08:59 | IU | McCulley, Do. 10-yard pass from Sorsby (Freeman kick) | 8-49-2:58 | 14-6 |
| | 00:12 | PU | Biber 16-yard pass from Card (pass failed) | 12-78-2:34 | 14-12 |
| 3Q | 13:14 | PU | Freehill 33-yard field goal | 7-29-1:36 | 14-15 |
| | 13:02 | IU | Lucas, J. 100-yard kickoff return (Freeman kick) | -- | 21-15 |
| | 10:37 | PU | Freehill 44-yard field goal | 7-53-2:21 | 21-18 |
| | 01:43 | IU | Henderson 9-yard pass from Sorsby (Freeman kick) | 8-87-3:15 | 28-18 |
| 4Q | 14:53 | PU | Mockabee 38-yard pass from Card (Freehill kick) | 6-63-1:43 | 28-25 |
| | 08:41 | PU | Freehill 35-yard field goal | 11-52-4:55 | 28-28 |
| | 05:09 | II | Freeman 39-yard field goal | 7-49-3:26 | 31-28 |
| | 02:39 | PU | Card 10-yard run (Freehill kick) | 5-65-2:30 | 31-35 |

STATISTICS

| Team | IU | PU |
|------------------------------|---------|---------|
| First Downs | 22 | 25 |
| Rushing Attempts-Yards (Net) | 34-133 | 47-178 |
| Passing Yards (Net) | 226 | 275 |
| <i>Att-Comp-Int</i> | 31-17-3 | 34-21-0 |
| Total Offensive Plays-Yards | 65-359 | 81-453 |
| Fumble Returns-Yards | 0-0 | 0-0 |
| Punt Returns-Yards | 1-1-1 | 3-14 |
| Kickoff Returns-Yards | 8-194 | 5-137 |
| Interception Returns-Yards | 0-0 | 3-32 |
| Punts (Number-Avg) | 5-46.2 | 6-38.5 |
| Fumbles-Lost | 1-0 | 1-0 |
| Penalties-Yards | 8-70 | 4-50 |
| Possession Time | 26:59 | 33:01 |
| Third-Down Conversions | 1 of 11 | 4 of 15 |
| Fourth-Down Conversions | 0 of 1 | 1 of 1 |
| Red-Zone Scores-Chances | 2-5 | 4-5 |
| Sacks By: Number-Yards | 1-2 | 2-18 |

Individual

RUSHING (ATT-YDS-TD): Indiana- Sorsby, Brendan 15-44-0; Henderson, Josh 9-44-0; Howland, Trent 7-37-0; Lucas, Jaylin 2-10-0; TEAM 1-minus 2-0. **Purdue-** Card, Hudson 12-85-1; Tracy Jr., Tyron 11-48-0; Mockabee, Devin 18-42-0; Downing, Dylan 2-13-0; Burks, Deion 2-minus 4-0; TEAM 2-minus 6-0.

PASSING (ATT-COMP-YDS-TD-INT): Indiana- Sorsby, Brendan 17-31-226-3-3. **Purdue-** Card, Hudson 21-34-275-3-0.

RECEIVING (REC-YDS-TD): Indiana- Williams Jr., E.J. 6-97-0; McCulley, Donaven 5-48-1; Henderson, Josh 3-31-1; Carter, DeQuee 2-38-1; Lucas, Jaylin 1-12-0. **Purdue-** Burks, Deion 7-87-0; Burhenn, George 5-74-1; Tibbs, Jaron 3-27-0; Dixon-Veal, Jayd 2-24-0; Mockabee, Devin 1-38-1; Biber, Drew 1-16-1; Miller, Garrett 1-6-0; Tracy Jr., Tyron 1-3-0.

INTERCEPTIONS (INT-YDS): Indiana- None. **Purdue-** Thieneman, Dillon 2-32; Allen, Cam 1-0.

FUMBLES (FUM-LOST): Indiana- Sorsby, Brendan 1-0. **Purdue-** Card, Hudson 1-0.

SACKS (UA-A): Indiana- Casey, Aaron 1-0. **Purdue-** Scourton, Nic 2-0.

TACKLES (UA-A): Indiana- Casey, Aaron 9-2; Moore, Louis 5-1; Bliidi, Philip 4-1; Jackson, Myles 4-1; Mangum-Farrar, Jacob 4-1; Johnson, JoJo 4-1; Carter, Andre 2-3; Carr Jr., Lanell 4-0; Dunnam, Phillip 3-1; Grier, Jordan 2-2; Minor, Kobe 2-1; Casey, Jared 1-2; Burris Jr., Marcus 1-2; McDaniel, Tyrik 2-0; Sharpe, Jamari 2-0; Sanguinetti, Josh 1-1; Johnson, Jamier 1-0; Sneed Jr., Venson 1-0; Rudolph, Joshua 1-0; Sorsby, Brendan 1-0; Turner, Kaiden 0-1. **Purdue-** Thieneman, Dillon 9-0; Scourton, Nic 4-2; Jenkins, Kydran 2-4; Steptoe, Zion 5-0; Karlaftos, Yanni 0-5; Brown, Markevious 3-1; Kane, Sanoussi 3-0; Washington, Clyde 1-2; Nichols, Isaiah 2-0; Jefferson II, Joseph 2-0; Anderson, Joe 1-1; Langham, Malik 1-1; Brown, Anthony 1-1; Alisandro, Botros 1-0; Heldt, Will 1-0; Tracy Jr., Tyron 1-0; Stevens, Antonio 1-0; Furtney, Ben 1-0; Allen, Cam 1-0; Miller, Hudson 0-1; M'ba, Jeffrey 0-1; Brevard, Cole 0-1.