



This short manual provides an overview of important functions of the product. Please be sure to read the instruction manual before using the product!

## Button functions

Button	Functions
	Function button (3x): The function depends on the button assignment at the time
	Change display of the 1st reading line In configuration mode: Increase value (press and hold to increase rapidly), select option
	Change display of the 2nd reading line In configuration mode: Decrease value (press and hold to decrease rapidly), select option
	Print data 635-1 only: If the Cyclical Printing function is activated, the programmed measuring program is started.
	Switch instrument on, switch display light on/off; switch instrument off (press and hold)

## Function buttons (Function dependant on profile and setting)

Button	Functions
	Open (main) menu
	Enter confirmation
	Cancel
/	Hold value/display current measurement value
	Reset max./min. values to current measurement value
	Open menu item "Multi-point mean calculation"
	Open menu item "Measuring program" (635-2only)
	Start test series (635-2 only)
	End test series (635-2 only), End Cyclical Print (635-1 only)
	Save values (635-2 only)
	Open menu item "Material"
	Open menu item "Radio"





## Menu overview testo 635-1

Profile	menu items	Function
Standard	Calc.	Calculate water content , dew point, psychrometric temperature, De/activate differential temperature, set "Alpha" parameter
	Material	Activate material characteristic curves
	cyc. Print	De/activate cycle printing
Material	Mean	Time/point mean calculation
	Calc.	Calculate water content , dew point, psychrometric temperature, De/activate differential temperature, set "Alpha" parameter
	cyc. Print	De/activate cycle printing
RadioC	Calc.	Calculate water content , dew point, psychrometric temperature, De/activate differential temperature, set "Alpha" parameter
	Material	Activate material characteristic curves
	cyc. Print	De/activate cycle printing

## Menu overview testo 635-2

Profile	menu items	Function
Standard	Memory	Activate/set measurement locality, print report, delete store
	Meas Prog.	Set/ de/activate measurement program
	Mean	Time/point mean calculation
	Calc.	Calculate water content , dew point, psychrometric temperature, De/activate differential temperature, set "Alpha" parameter
Material	Material	Activate material characteristic curves
	Memory	Messort aktivieren / anlegen, Protokolle drucken, Speicher löschen
	Meas Prog.	Set/ de/activate measurement program
	Mean	Time/point mean calculation
RadioC	Calc.	Calculate water content , dew point, psychrometric temperature, De/activate differential temperature, set "Alpha" parameter
	Memory	Activate/set measurement locality, print report, delete store
	Meas Prog.	Set/ de/activate measurement program
	Mean	Time/point mean calculation
	Material	Activate material characteristic curves

## Important displays

Display	Meaning
	Battery capacity (only for operation by battery/rechargeable battery): <ul style="list-style-type: none"> <li>· 4 segments in the battery symbol are lit: Instrument battery is fully charged</li> <li>· No segments in the battery symbol are lit: Instrument battery is almost spent</li> </ul>
 (flashing)	Print function: Data are sent to the printer
	Measurement channel no.: Channel 1, channel 2.
	If a measurement channel is a radio channel, the radio symbol lights up as well as the measurement channel no.