

**NEBRASKA**  
**MEN'S GYMNASTICS**  
**2025 MEDIA GUIDE**





**NEBRASKA MEN'S GYM FACTS**

First Season of Gymnastics ..... 1937  
 National Team Championships ..... 8  
 Consecutive Team National  
 Championships\* ..... 5  
 Individual Championships ..... 42  
 Nissen-Emery Award Winners ..... 3  
 NCAA All-America Awards ..... 204  
 CSC Academic All-America Awards ..... 17  
 NCAA Top Ten Award Winners ..... 3  
 Olympians ..... 10  
 Conference Team Championships ..... 15  
 Conference Individual Championships ..... 102  
 \*NCAA record

**2024 SEASON INFORMATION**

Regular-Season Record ..... 10-6  
 Big Ten Finish ..... 3rd  
 NCAA Finish ..... 5th  
 Lettermen Returning/Lost ..... 11/4  
 All-Americans Returning/Lost ..... 2/1  
 Newcomers ..... 5

**COACHING STAFF**

**Head Coach** ..... **Chuck Chmelka**  
 » 16th Season as Nebraska Head Coach  
 » Alma Mater: Nebraska (1982)  
**Assistant Coach** ..... **Jim Hartung**  
 » 20th Season at Nebraska  
 » Alma Mater: Nebraska (1982)  
**Assistant Coach** ..... **John Robinson**  
 » 15th Season at Nebraska  
 » Alma Mater: Nebraska (2010)

**CONTACT INFORMATION**

Director of Operations ..... Karin Fusco  
 E-Mail ..... kfusco@huskers.com  
 Gymnastics Office Phone ..... (402) 472-3186  
 Gymnastics Office Fax ..... (402) 472-9449  
 Mailing Address: .....  
 Nebraska Men's Gymnastics  
 1600 Court Street  
 Lincoln, NE 68508-0651

**COMMUNICATIONS CONTACTS**

Gymnastics Contact ..... Lauren Karlin  
 Office Phone ..... (402) 472-2263  
 Cell Phone ..... (913) 747-5787  
 E-Mail ..... lkarlin3@huskers.unl.edu  
 Associate A.D./Communications. Keith Mann  
 Senior Associate Director ..... Jeff Griesch  
 Senior Associate Director ..... Shamus McKnight  
 Associate Director ..... Matt Smith  
 Associate Director ..... Nate Pohlen  
 Assistant Director ..... Jared Meister  
 Assistant Director ..... Meghan Straub  
 Director of Photography ..... Scott Bruhn  
 Support Associate ..... Vicki Capazo  
 Graduate Intern ..... Paige Trutna  
 Communications Phone ..... (402) 472-2263  
 Website ..... Huskers.com  
 Mailing Address: .....  
 Nebraska Communications  
 800 Stadium Drive  
 Lincoln, NE 68588-0123





# 2025 NEBRASKA MEN'S GYMNASTICS SCHEDULE



**ROCKY MOUNTAIN OPEN**  
JAN. 18 | COLORADO SPRINGS, COLO. | 7:00 P.M.



**at Illinois**  
JAN. 31 | CHAMPAIGN, ILL. | 6:00 P.M.



**vs. Greenville**  
FEB. 15 | LINCOLN, NEB. | 1:00 P.M.



**WINTER CUP**  
FEB. 21-23 | LOUISVILLE, KY. | 12:30 & 4:30 P.M.



**at CALIFORNIA, OKLAHOMA**  
FEB. 28 | BERKELEY, CALIF. | 8:00 P.M.



**vs. OHIO STATE**  
MARCH 8-9 | LINCOLN, NEB. | 1:00 P.M.



**at PENN STATE**  
MARCH 16 | UNIVERSITY PARK, P.A. | 2:30 P.M.



**vs. MICHIGAN**  
MARCH 21 | LINCOLN, NEB. | 6:00 P.M.



**at BIG TEN CHAMPIONSHIPS**  
APRIL 4-5 | ANN ARBOR, MICH. | TBA



**at NCAA CHAMPIONSHIPS**  
APRIL 18-19 | ANN ARBOR, MICH | 1:30 & 6:00 P.M.

## GENERAL INFORMATION

Location .....Lincoln, Neb.  
Population .....295,798  
Founded .....1869  
Enrollment .....23,992  
Home Facility.....Bob Devaney Sports Center  
Capacity .....7,907  
Nickname .....Cornhuskers, Huskers  
Colors .....Scarlet and Cream  
Conference .....Big Ten  
President .....Jeffrey P. Gold  
Chancellor .....Rodney Bennett, Ed.D.  
Institutional Representative.....Scott Fuess Jr.  
Athletic Director .....Troy Dannen

## BOARD OF REGENTS

Timothy Clare.....District 1  
Jack Stark.....District 2  
Jim Scheer.....District 3  
Elizabeth O'Connor .....District 4  
Robert Schafer .....District 5  
Paul Kennedy .....District 6  
Kathy Wilmot.....District 7  
Barbara Weitz .....District 8

## STUDENT REGENTS

Elizabeth Herbin .....Nebraska-Lincoln  
Sam Schroeder.....Nebraska-Kearney  
Pranita Devaraju.....UNMC  
Ishani Adidam .....Nebraska-Omaha

The mission of the University of Nebraska Athletic Department is to serve our student-athletes, coaches, staff and fans by: Displaying INTEGRITY in every decision and action; Building and maintaining TRUST with others; Giving RESPECT to each person we encounter; Pursuing unity of purpose through TEAMWORK; Maintaining LOYALTY to student-athletes, co-workers, fans and the University of Nebraska.

## MEDIA GUIDE CREDITS

The 2025 Nebraska men's gymnastics media guide was written and designed by Lauren Karlin with editorial assistance from Senior Associate Communications Director Jeff Griesch. Photos by Scott Bruhn and Nebraska Athletic Communications.

## NON-DISCRIMINATION

### STATEMENT

The University of Nebraska-Lincoln does not discriminate based on race, ethnicity, color, national origin, sex, religion, disability, age, sexual orientation, gender identity, genetic information, veteran status, marital status and/or political affiliation in its programs, activities or employment. For non-discrimination inquiries, contact the Director of IEC/Title IX Coordinator or the Section 504/ADA Coordinator at 128 Canfield Administration Building, Lincoln, NE 68588, (402) 472-3417 or the Office of Civil Rights.



# 2025 MEN'S GYMNASTICS RADIO/TV ROSTER



Taylor Christopoulos  
Gr. • AA • 5-8  
Layton, Utah



Yanni Chronopoulos  
Gr. • AA • 5-8  
Milton, Ontario, Canada



Caden Clinton  
Fr. • AA • 5-5  
Cypress, Texas



Asher Cohen  
Jr. • AA • 5-4  
Lakewood, Colo.



Jack Critz  
RSo. • FX, SR, V, PB, HB • 5-4  
Huntington Beach, Calif.



James Friedman  
Sr. • PH, SR, V, PB • 5-7  
Salem, Ore.



Chris Hiser  
Sr. • AA • 5-6  
Longmeadow, Mass.



Luke James  
Jr. • AA • 5-8  
Cape Town, South Africa



Anthony Koppie  
RFr. • FX, SR, V, PB, HB • 6-0  
Fayetteville, Ga.



Chase Mondl  
So. • AA • 5-9  
Lawrence, Kan.



A.J. Morgan  
Sr. • FX, SR, V • 5-8  
Lincoln, Neb.



Alex Nitache  
So. • AA • 5-10  
Knoxville, Tenn.



Max Odden  
So. • AA • 5-8  
Scottsdale, Ariz.



Cole Partridge  
So. • AA • 5-8  
Bountiful, Utah



Joey Pepe  
Sr. • PB, HB • 5-8  
Peoria, Ariz.



Nicholas Tarca  
Fr. • AA • 5-8  
Knoxville, Tenn.



Zac Tiderman  
Gr. • FX, V, PB, HB • 5-11  
Wilsonville, Ore.



Travis Wong  
Sr. • PH, SR, PB • 5-6  
Miami, Fla.



Nathan York  
Jr. • AA • 5-8  
Plainfield, Ill.



Chuck Chmelka  
Head Coach  
16th Season



Jim Hartung  
Assistant Coach  
20th Season



John Robinson  
Assistant Coach  
15th Season

# 2025 MEN'S GYMNASTICS ROSTER

Athlete	Year	Event(s)	Hometown (Club Team/Previous Team)
Taylor Christopoulos	Graduate Student	AA	Layton, Utah (USA Gymnastics World)
Yanni Chronopoulos	Senior	AA	Milton, Ontario, Canada (Futures Gymnastics)
Caden Clinton	Freshman	AA	Cypress, Texas (Cypress Christain)
Asher Cohen	Junior	AA	Lakewood, Colorado (5280 Gymnastics)
Jack Critz	Redshirt Sophomore	FX, SR, V, HB, PB	Huntington Beach, California (SCATS Gymnastics)
James Friedman	Senior	PH, SR, V, PB	Salem, Oregon (Omega Gymnastics/lowa)
Chris Hiser	Senior	AA	Longmeadow, Massachusetts (Daggetts Gymnastics)
Luke James	Junior	AA	Cape Town, South Africa (City of Birmingham Gymnastics)
Anthony Koppie	Redshirt Freshman	FX, SR, V, PB, HB	Fayetteville, Georgia (Roswell Gymnastics)
Chase Mondt	Sophomore	AA	Lawrence, Kansas (Emerald City Gymnastics)
A.J. Morgan	Senior	FX, SR, V	Lincoln, Nebraska (Nebraska School of Gymnastics)
Alex Nitache	Sophomore	AA	Knoxville, Tennessee (Gymtek Academy)
Max Odden	Sophomore	AA	Scottsdale, Arizona (North Valley Gymnastics)
Cole Partridge	Sophomore	AA	Bountiful, Utah (USA Gymnastics World)
Joey Pepe	Senior	PB, HB	Peoria, Arizona (North Valley Gymnastics)
Nik Tarca	Freshman	AA	Knoxville, Tennessee (Abeka Academy)
Zac Tiderman	Graduate Student	FX, V, PB, HB	Wilsonville, Oregon (Omega Gymnastics/lowa)
Travis Wong	Senior	PH, SR, PB	Miami, Florida (Florida Gymnastics Training Center)
Nathan York	Junior	AA	Plainfield, Illinois (Premier West Gymnastics)

Head Coach: Chuck Chmelka (16th Season)

Assistant Coaches: Jim Hartung (20th Season), John Robinson (15th Season)

## HUSKER HOMES

The 20 members of the 2025 Nebraska men's gymnastics team came to Nebraska from 13 states across the nation and two foreign countries.

**Arizona (2)** - Max Odden, Joey Pepe; **California (1)** - Jack Critz; **Canada (1)** - Yanni Chronopoulos; **Colorado (1)** - Asher Cohen; **Florida (1)** - Travis Wong; **Georgia (1)** - Anthony Koppie; **Illinois (1)** - Nathan York; **Kansas (1)** - Chase Mondt; **Massachusetts (1)** - Chris Hiser; **Nebraska (1)** - A.J. Morgan; **Oregon (2)** - James Friedman, Zac Tiderman; **South Africa (1)** - Luke James; **Tennessee (2)** - Alex Nitache, Nicholas Tarca; **Texas (1)** - Caden Clinton; **Utah (2)** - Taylor Christopoulos, Cole Partridge

### COACHING STAFF

Nebraska (2) - Chuck Chmelka, Jim Hartung; North Carolina (1) - John Robinson

## PRONUNCIATION GUIDE

Taylor Christopoulos	CRISS-top-o-less
Yanni Chronopoulos	Yan-ni CRon-opp-oo-los
James Friedman	FREED-man
Chris Hiser	HI-zer
Anthony Koppie	Kop-ee
Chase Mondt	MON-dee
Alex Nitache	Nih-TASH-ee
Joey Pepe	PAY-p
Zac Tiderman	TEE-der-man
Chuck Chemelka	Chuh-mell-kuh
Jim Hartung	Har-tung

## 2025 MEN'S GYMNASTICS SCHEDULE

Date	Opponent	Location	Time (CDT)
Saturday, Jan. 18	at Rocky Mountain Open	Colorado Springs, Colorado	7:00 p.m.
Friday Jan. 31	at Illinois	Champaign, Illinois	6:00 p.m.
<b>Saturday, Feb. 15</b>	<b>Greenville</b>	<b>Lincoln, Nebraska</b>	<b>1:00 p.m.</b>
Friday, Feb. 21- Sunday, Feb. 23	at Winter Cup	Louisville, Kentucky	12:30 & 4:30 p.m.
Friday, Feb. 28	at California with Oklahoma	Berkeley, California	8:00 p.m.
<b>Sunday, March 8</b>	<b>Ohio State</b>	<b>Lincoln, Nebraska</b>	<b>1:00 p.m.</b>
Sunday, March 16	at Penn State	University Park, Pennsylvania	2:30 p.m.
<b>Friday, March 21</b>	<b>Michigan</b>	<b>Lincoln, Nebraska</b>	<b>6:00 p.m.</b>
Friday, April 4-Saturday, April 5	at Big Ten Championships	Ann Arbor, Michigan	7:00 p.m.
Friday, April 18	at NCAA Championships (Qualifiers)	Ann Arbor, Michigan	1:30 p.m.
Saturday, April 19	at NCAA Championships (Finals)	Ann Arbor, Michigan	6:00 p.m.

# 2025 OPPONENTS

## AIR FORCE FALCONS

Jan. 18 | Rocky Mountain Open | Colorado Springs, Colo. | 6 p.m.

### General Info

**Location:** USAF Academy, Colo.  
**Enrollment:** 4,307  
**Superintendent:** Lt. Gen. Tony D. Bauernfeind  
**Athletic Director:** Nathan Pine  
**Nickname:** Falcons  
**Colors:** Blue and Silver  
**Conference:** Mountain Pacific Sports Federation



**Facility:** Cadet West Gymnasium  
**Capacity:** 6,002  
**Head Coach:** Josh Loeser (Air Force, 2006)  
**Media Relations - Gymnastics SID:** Marcus Rodriguez  
**E-mail:** Marcus.Rodriguez@afacademy.af.edu  
**Office Phone:** (719) 333-8286  
**Website:** goairforcefalcons.com

## OKLAHOMA SOONERS

Jan. 18 | Rocky Mountain Open | Colorado Springs, Colo. | 6 p.m.  
 March 3 | California | Berkley, Calif. | 8 p.m.

### General Info

**Location:** Norman, Okla.  
**Enrollment:** 32,676  
**President:** Joseph Harroz Jr.  
**Athletic Director:** Joe Castiglione  
**Nickname:** Sooners  
**Colors:** Crimson and Cream  
**Conference:** Mountain Pacific Sports Federation



**Facility:** McCasland Field House  
**Capacity:** 2,500  
**Head Coach:** Mark Williams (Nebraska, 1980)  
**Media Relations - Gymnastics SID:** Eric Hollier  
**E-mail:** ehollier@ou.edu  
**Office Phone:** (405) 325-8231  
**Website:** soonersports.com

## SIMPSON STORM

Jan. 18 | Rocky Mountain Open | Colorado Springs, Colo. | 6 p.m.

### General Info

**Location:** Indianola, Iowa  
**Enrollment:** 1,200  
**President:** John W. Byrd  
**Athletic Director:** Marty Bell  
**Nickname:** Storm  
**Colors:** Red and Gold  
**Conference:** Eastern College Athletic Conference



**Facility:** Steven Johnson Fitness Center  
**Capacity:** 3,000  
**Head Coach:** Colin Payne (Oklahoma, 2017)  
**Media Relations - Gymnastics SID:** Dylan Schwartz  
**E-mail:** dylan.schwartz@simpson.edu  
**Office Phone:** (515) 961-1577  
**Website:** simpsonathletics.com

## ARIZONA STATE SUN DEVILS

Jan. 18 | Rocky Mountain Open | Colorado Springs, Colo. | 6 p.m.

### General Info

**Location:** Tempe, Ariz.  
**Enrollment:** 148,655  
**President:** Michael M. Crow  
**Athletic Director:** Graham Rossini  
**Nickname:** Sun Devils  
**Colors:** Maroon and Gold  
**Conference:** GYM-ACT



**Facility:** Desert Financial Arena  
**Capacity:** 14,198  
**Head Coach:** Scott Barclay (Arizona State, 1980)  
**Website:** https://sundevilmgymnastics.com

## STANFORD CARDINAL

Jan. 18 | Rocky Mountain Open | Colorado Springs, Colo. | 6 p.m.

### General Info

**Location:** Stanford, Calif.  
**Enrollment:** 7,645  
**President:** Marc Tessier-Lavigne  
**Athletic Director:** Bernard Muir  
**Nickname:** Cardinal  
**Colors:** Cardinal Red and Cool Grey  
**Conference:** Atlantic Coast Conference



**Facility:** Burnham Pavillion  
**Capacity:** 1,421  
**Head Coach:** Thom Glielmi  
**Media Relations - Gymnastics SID:** Tyler Geivett  
**E-mail:** tylergeivett@stanford.edu  
**Office Phone:** (650) 313-9338  
**Website:** gostanford.com

## ILLINOIS FIGHTING ILLINI

Jan. 31 | Huff Hall | Champaign, Ill. | 1 p.m.

### General Info

**Location:** Urbana-Champaign, Ill.  
**Enrollment:** 56,803  
**President:** Timothy L. Killeen  
**Athletic Director:** Josh Whitman  
**Nickname:** Fighting Illini  
**Colors:** Orange and Blue  
**Conference:** Big Ten



**Facility:** Huff Hall  
**Capacity:** 4,536  
**Head Coach:** Daniel Riberio (Illinois, 2011)  
**Media Relations - Gymnastics SID:** John Peterson  
**E-mail:** jrp10@illinois.edu  
**Office Phone:** (217) 333-0933  
**Website:** fightingillini.com

# 2025 OPPONENTS

## GREENVILLE PANTHERS

Feb. 15 | Devaney Center | Lincoln, Neb. | 1 p.m.

### General Info

Location: Greenville, Ill.  
 Enrollment: 1,088  
 President: Suzanne Davis  
 Athletic Director: B.J. Schneck  
 Nickname: Panthers  
 Colors: Orange and Black  
 Conference: Eastern College Athletic Conference



Facility: H.J. Long Gymnasium  
 Capacity: 1,000  
 Head Coach: Zach Peters (Nebraska, 2021)  
 Media Relations - Gymnastics SID: Desirae Yost  
 E-mail: Desirae.yost@greenville.edu  
 Office Phone: (618) 664-6620  
 Website: https://athletics.greenville.edu

## PENN STATE NITTANY LIONS

March 16 | Rec Hall | University Park, Pa. | 2:30 p.m.

### General Info

Location: University Park, Pa.  
 Enrollment: 87,903  
 President: Neeli Bendapudi  
 Athletic Director: Patrick Kraft  
 Nickname: Nittany Lions  
 Colors: White and Dark Blue  
 Conference: Big Ten



Facility: Rec Hall  
 Capacity: 6,502  
 Head Coach: Randy Jepson (Penn State, 1982)  
 Media Relations - Gymnastics SID: Gabrielle Yanniello  
 E-mail: gmy5047@psu.edu  
 Office Phone: (814) 865-1759  
 Website: gopsusports.com

## MICHIGAN WOLVERINES

March 21 | Devaney Center | Lincoln, Neb. | 6 p.m.

### General Info

Location: Ann Arbor, Mich.  
 Enrollment: 52,855  
 President: Santa Ono  
 Athletic Director: Warde Manuel  
 Nickname: Wolverines  
 Colors: Blue and Maize  
 Conference: Big Ten



Facility: Cliff Keen Arena  
 Capacity: 1,800  
 Head Coach: Yuan Xiao (Beijing Sport, 1988)  
 Media Relations - Gymnastics SID: Jordan Manning  
 E-mail: jlmanning@umich.edu  
 Office Phone: (734) 408-1211  
 Website: mgoblue.com

## 2025 BIG TEN CHAMPIONSHIPS

April 4-5 | Cliff Keen Arena | Ann Arbor, Mich. | TBA

### General Info

Location: Ann Arbor, Mich.

Friday, April 4  
 Team Competition  
 Saturday, April 5  
 All-Around Finals  
 Individual Finals



### Media Information

Contact: David Howell  
 Email: dhowell@bigten.org  
 Website: bigten.org

## CALIFORNIA GOLDEN BEARS

March 3 | Haas Pavilion | Berkeley, Calif. | 8 p.m.

### General Info

Location: Berkeley, Calif.  
 Enrollment: 45,057  
 President: Michael V. Drake  
 Athletic Director: Jim Knowlton  
 Nickname: Golden Bears  
 Colors: Berkeley Blue, California Gold  
 Conference: Atlantic Coast Conference



Facility: Haas Pavilion  
 Capacity: 11,877  
 Head Coach: JT Okada (California (2009))  
 Media Relations - Gymnastics SID: Samantha Sunseri  
 E-mail: ssunseri@berkeley.edu  
 Office Phone: (510-642-5363)  
 Website: calbears.com

## OHIO STATE BUCKEYES

March 8 | Devaney Center | Lincoln, Neb. | 1 p.m.

### General Info

Location: Columbus, Ohio  
 Enrollment: 66,444  
 President: Ted Carter (Nebraska; 2020-2023)  
 Athletic Director: Ross Bjork  
 Nickname: Buckeyes  
 Colors: Scarlet and Gray  
 Conference: Big Ten



Facility: Covelli Center  
 Capacity: 3,700  
 Head Coach: Rustam Sharipov (Kharkov State, 1997)  
 Media Relations - Gymnastics SID: Maria Slovikovski  
 E-mail: slovikovski.1@osu.edu  
 Office Phone: (614) 292-1112  
 Website: ohiostatebuckeyes.com

## 2025 NCAA CHAMPIONSHIPS

April 18-19 | Cliff Keen Arena | Ann Arbor, Mich. | 1:30 & 6 p.m.


### General Info

Location: Ann Arbor, Mich.

Friday, April 18  
 Qualifiers

Saturday, April 19  
 Team Finals  
 All-Around Finals  
 Individual Finals

Media Information  
 Website: ncaa.com





# MEN'S GYMNASTICS EVENTS




## POMMEL HORSE

The gymnast must cover all three areas of the horse, the middle and both ends, while performing continuous circular movements interrupted only by the required scissor element. The only parts of the body that should touch the apparatus are the hands. The entire exercise should flow with a steady, controlled rhythm. Considered by many to be the most difficult of all men's gymnastics events, the pommel horse is also the most subtle. Each move is defined by complex hand placements and body positions. NCAA rules require gymnasts to include single leg work, circles, spindles and handstands, side and cross travels, kehres and wendeswings and a dismount. The pommel horse stands 42 inches high as measured from the top of the mat to the top of the apparatus.

## FLOOR EXERCISE

The entire floor area must be used during the exercise, which consists primarily of three to five tumbling passes performed in different directions. The new NCAA scoring system requires gymnasts to include non-acrobatic elements, acrobatic forward, backward and sideward elements and a dismount. The exercise must also contain elements of balance, strength, jumps and leg circles. The area of the floor exercise mat is 40 feet by 40 feet.



## STILL RINGS

The ring routine must include a swing to a handstand, swing to a strength element and a static strength skill. The exercise must also include kip and swing portions that may not lead to a held position. Examples of strength elements include a cross, an inverted cross or a planche. The rings should be absolutely still and in control at the end of each skill. The rings are 100 inches from the top of the mat.

## VAULT

Each individual vault is categorized in the Code of Points, the official text giving relevant value of each skill performed. During the pre-flight from the springboard to the horse, the body must maintain proper form, i.e. legs together and straight. During the second flight, from the horse to the landing, the gymnast's body must rise and show a complete body extension before landing. The landing should be firm, without extra steps, and in line with the horse. The men's vault stands 53 inches high. The runway is a maximum of 82 feet long.




## PARALLEL BARS

A parallel bar routine consists of swinging, flight and hold elements. The gymnast is required to execute swinging skills which originate from a support, a hang below the bars and an upper arm hang. Also required is at least one skill from the strength, leg swing and side bar element group. The parallel bars stand 70 inches high.

## HIGH BAR

The routine on the high bar consists exclusively of swinging parts without stops. The gymnast must execute at least one move in which he releases and re-grasps the bar, and must perform at least one giant with either his back to the bar or with an "eagle" grip in which the wrists are rolled outward until the thumbs are on the outside. The gymnast is also required to perform an "in bar" skill like a staldler circle. The bar is 100 inches from the top of the mat.



# MEN'S GYMNASTICS SCORING

## HISTORY:

Prior to 2005, both men's and women's gymnastics used the well-known scoring system with a top score of a "perfect 10." However, in 2005, gymnastics officials created a new scoring system for men's gymnastics. In this new system, there is no limit to the score a gymnast can achieve for his routine. The top performances in men's gymnastics right now are receiving scores in the 15s and, occasionally, the low 16s.

There are three components used in judging a men's gymnastics routine: difficulty, element groups and execution.

## THE DIFFICULTY SCORE:

There are nine countable skills, plus a dismount. Skill values range from A to H, with A being the easiest and H being the hardest. (A: 0.1, B: 0.2, C: 0.3, D: 0.4, E: 0.5, F: 0.6, G: 0.7, H: 0.8). Judges will add the values of the 10 skills together to get the gymnasts' difficulty score.

Example Routine: E(0.5) D(0.4) C(0.3) C(0.3) D(0.4) B(0.2) A(0.1) B(0.2) B(0.2) D(0.4) equals a difficulty score of 3.0.

## ELEMENT GROUPS:

There are four different element groups on each event and each group is worth 0.5. For each of the element groups that a gymnast fulfills, he receives 0.5. If all four element groups are fulfilled, a gymnast will receive 2.0.

## EXECUTION SCORE:

Each gymnast automatically starts with an execution score of 10.00. Judges can take the following deductions from that 10.00 score:

Small Error	0.1 (little step, small leg separation, slight knee bend, slight arm bend)
Medium Error	0.3 (big step, medium leg separation, medium knee bend, medium arm bend)
Large Error	0.5 (large leg separation, large knee bend, large arm bend)
Fall	1.0 (falling off apparatus)

The totals of these three components are added together to reach a start value:

Execution Score	10.0
Element Groups	2.0
+ Difficulty Score	3.0
= Start Value	15.0

If the gymnast had 0.9 points taken off for execution errors, the execution score would be 9.1 and the final score would look like this:

Execution Score	9.1
Element Groups	2.0
+ Difficulty Score	3.0
= Final Score	14.1

## WHAT TO LOOK FOR:

Though the scoring system is complicated, fans can still identify great routines without knowing everything about the scoring system. When watching a routine, be sure to look for:

**Good Form and Execution:** A gymnast should always look as though he is in complete control, even when performing the most difficult of skills. Good form in gymnastics includes pointed toes, straight arms and legs and a tightness throughout the body. Every movement should look planned.

**Strength Moves Held Long Enough:** On the still rings and on floor, the gymnast must stay in position for two seconds on each strength move (e.g. an iron cross).

**Height and Distance:** In tumbling passes, vaults and release moves, the gymnast should look as if he is exploding off the apparatus. On vault, the distance a gymnast travels from the horse is also a factor in his final score.

**A Stuck Landing:** On vaulting, dismounts, and tumbling passes on floor, the gymnast should end with a "stuck landing" -- he should not move his feet once they hit the ground. The gymnast is not allowed to lunge backward out of tumbling passes. (The women used to be able to do this without deduction, but it is now considered an error in women's artistic as well).

**Uniqueness of the Routine:** A great gymnast will perform a routine that looks different from the rest. It will have something special about it -- risky tricks, an artistic flair or skills that are simply unique from others performed in the competition.

# NEBRASKA MEDIA INFORMATION

The 2025 Nebraska men's gymnastics media guide is designed to assist the media in its coverage of Husker gymnastics. Additional information, including releases and photographs, may be obtained by contacting Lauren Karlin in the Nebraska Communications Office at (402) 472-2263. Please take a moment to review the following policies and services that are intended to assist you in your coverage of Nebraska gymnastics this season. Thank you for your continued interest in collegiate gymnastics.

**Media Parking:** Parking for the media is in lot 52 on the south side of the Devaney Center. Handicap parking is primarily on the East side of the Devaney Center.

**Devaney Center Directions:** The Bob Devaney Sports Center is located on the west edge of the Innovation Campus. To reach it from the Lincoln Municipal Airport, turn right on Northwest 12th Street as you drive out of the airport. Northwest 12th Street becomes Cornhusker Highway, which intersects with 14th Street. Exit south on 14th Street off Cornhusker Highway. Travel to Military Avenue and turn left. Continue a half mile and enter the Innovation Campus. Take the first right turn before the Devaney Center and follow the access road to Lot 52 on the South Side of the arena. From Omaha's Eppley Airfield, follow the signs to downtown Omaha and I-480. Take I-480 west to I-80, then take I-80 west approximately 60 miles to I-180. Exit south on I-180, then exit east to Cornhusker Highway and follow the instructions above.

**Interviews:** All media requests for interviews with Nebraska gymnasts should be directed to Lauren Karlin, office phone: (402) 472-2263; cell phone: (913) 747-5787 at least one day in advance. The best time for in-season interviews is after practice in the practice gym. Practice is typically held from 2 to 5 p.m. at the Devaney Center. For post-meet interviews, Nebraska gymnasts and coaches are generally available on the gym floor immediately following the presentation of team and individual event awards. The best time to reach Coach Chuck Chmelka is weekdays from 9 a.m. to 1 p.m. Interviews with Coach Chmelka should be coordinated through Lauren Karlin in the Communications Office at (402) 472-2263 or (913) 747-5787 or by e-mail at lkarlin3@huskers.unl.edu.

**Media Services:** Pre-meet notes and media guides will be provided before each meet. Final results will be available following each meet in the press room. Press row for most Nebraska gymnastics meets is located on the south sideline of the gym floor. The Devaney Center media work room is located off the southwest corner of the floor level, across from the interview room.

**Husker Gymnastics on the Internet - Huskers.com:** Complete results, releases and statistics will be updated each week on the official athletic department home page at Huskers.com. Updated biographies for Nebraska gymnasts, along with current roster and schedule information is also available, along with other special features.

**Social Media:** The Huskers are on Facebook, X and Instagram (@HuskerMGym).

**E-mailing Results:** The Nebraska Communications Office will send results as time permits by e-mail.

**Telephones:** Nebraska provides modular telephones and wireless internet connections in the Bob Devaney Sports Center Press Room.

**Photographers:** All working photographers in the Bob Devaney Sports Center must display their working credentials. No flash photography is allowed in the arena.

**Communications Office:** The University of Nebraska Communications Office is located at 800 Memorial Stadium in the Osborne Athletic Complex located approximately one mile from the Devaney Center. Address: Nebraska Communications Office, 800 Memorial Stadium Drive, Lincoln, NE, 68588-0123.

**Men's Gymnastics Office:** The University of Nebraska Men's Gymnastics Office is located on the second floor of the Francis Allen Training Complex at the Bob Devaney Sports Center. Address: Nebraska Men's Gymnastics, 1600 Court Street, Lincoln, NE 68508-0651

## Facility Use Restrictions

The University of Nebraska-Lincoln has an interest in protecting its facilities, property and reputation associated with its intercollegiate sports. Therefore, no person shall be permitted to access, use or photograph the arenas, facilities and other University of Nebraska intercollegiate athletic venues without first securing the permission of the Director of Athletics or his/her designee. The only exception is an individual who upon admission to a facility records an image (e.g. photograph, videotape) for his/her non-commercial personal use. In no case shall any person be permitted to use these venues for the purposes of promoting the sale or manufacture of alcohol or tobacco or the promotion of any venture associated directly or indirectly with legal or illegal gaming or gambling.

## Print

Omaha World-Herald  
14th & Dodge  
Omaha, Neb., 68102  
(402) 444-1000

WOWT (NBC, Ch. 6)  
3501 Farnam  
Omaha, Neb., 68131  
(402) 345-9530

Lincoln Journal Star  
926 P St.  
Lincoln, Neb., 68508  
(402) 473-7431

KPTM (Fox, Ch. 42)  
4625 Farnam  
Omaha, Neb., 68132  
(402) 554-4286

Associated Press  
14th & Dodge  
Omaha, Neb., 68102  
(402) 391-0031

NPM (PBS, Ch. 12)  
1800 N. 33rd  
Lincoln, Neb., 68503  
(402) 472-3611

Daily Nebraskan  
University of Nebraska  
34 Nebraska Union  
Lincoln, Neb., 68588  
(402) 472-1765

**Radio**  
KLIN (1400 AM)  
4343 O Street  
Lincoln, Neb., 68510  
(402) 475-4567

**Television**  
KLKN (ABC, Ch. 8)  
3240 S. 10th  
Lincoln, Neb., 68502  
(402) 434-8000

ESPN (590 AM)  
10714 Mockingbird Dr.  
Omaha, Neb., 68127  
(402) 592-5300

KOLN-TV  
(CBS, Chs. 10/11)  
40th and W Street  
Lincoln, Neb., 68503  
(402) 467-9720

KFOR (1240 AM)  
3800 Cornhusker Hwy  
Lincoln, Neb., 68506  
(402) 483-5100

KLMS (1480 AM)  
ESPN Radio  
3800 Cornhusker Hwy  
Lincoln, Neb., 68504  
(402) 466-1234

KMTV (CBS, Ch. 3)  
10714 Mockingbird  
Omaha, Neb., 68127  
(402) 592-4330

KETV (ABC, Ch. 7)  
27th & Douglas  
Omaha, Neb., 68131  
(402) 978-8954

KRNU (90.3 FM)  
University of Nebraska  
201 Andersen Hall  
Lincoln, Neb., 68588  
(402) 472-3054





# CREATORS CLUB

## JOIN THE CLUB. GET REWARDED.

On the field, court, or campus, your creativity is our inspiration; the adidas Creators Club is the membership program that unlocks the best of adidas. Join the community today, start earning points and get rewarded.

Become a member today, checkout [adidas.com/CreatorsClub](https://adidas.com/CreatorsClub)







# STAFF AND ADMINISTRATION

2025 NEBRASKA MEN'S GYMNASTICS COACHES





## CHUCK CHMELKA

HEAD COACH | 16TH SEASON

Coach Chmelka enters his 16th season as Nebraska's head coach prepared to lead the Huskers through their 15th season in the Big Ten in 2024. In his last 15 years as NU's head coach, he helped produce 10 top-10 NCAA finishes and 22 All-Americans. Chmelka looks to continue leading the Huskers to become one of the nation's top programs in the years to come.

In 2024, Chuck Chmelka produced five All-Americans (Taylor Christopoulos, Zac Tiderman, Cooper Giles, Asher Cohen, Sam Phillips). Chmelka led the Huskers to their first regular Big Ten season title. Chmelka also coached the team to a fourth-place finish at the NCAA Championships.

In 2023, Chmelka produced three All-Americans (Taylor Christopoulos, Donte McKinney, Zac Tiderman) and a fifth-place finish at the NCAA Championships. Chmelka also led the Huskers to a third place finish at the Big Ten Conference Championships.

In 2022, Chmelka produced two All-Americans (Dylan King, Donte McKinney) and a fourth-place finish at the NCAA Championships. He led the Huskers to a second-place finish at the Big Ten Championships, tying for the best finish since joining the conference.

In 2021, Chmelka produced four All-Americans (Taylor Christopoulos, Charlie Giles, Evan Kriley, Mitch Tyndall). Chmelka led the Huskers to their best conference finish since joining the Big Ten, taking second. The season was highlighted by a first-place finish at the NCAA Qualifiers and a fourth-place finish at the NCAA Finals.

In 2020, Chmelka produced one regular season All-American (Jake Bonnay) despite the season ending early due to the coronavirus pandemic. Nebraska was on track to reach the NCAA Championship Finals for the fourth year in a row. The Huskers finished the season ranked fourth in the CGA Coaches Poll.

In 2019, Chmelka led the Huskers to their best finish since 1999, as the team finished third nationally. Chmelka produced five All-Americans who earned six All-America awards (Jake Bonnay, Charlie Giles, Khalil Jackson, Josh Martin, Anton Stephenson). He coached Anton Stephenson to his third Big Ten vault title.

In 2018, Chmelka led the Huskers to a fifth-place finish at the NCAA Championships with four All-Americans. He also developed the vault program, as Anton Stephenson placed second at the NCAA Championships and earned the gold medal at the Big Ten Championships. Chmelka also had three Huskers place in the top three at the Big Ten Championships (Anton Stephenson, Jake Bonnay, Kyle King).

In 2017, Chmelka led the Huskers to the team finals at the NCAA Championships for the first time since 1999, as Nebraska finished sixth nationally. Chmelka produced two All-Americans (Austin Epperson, Kyle King) both on floor. Additionally, Anton Stephenson claimed the vault title at the Big Ten Championships, becoming Chmelka's first conference winner and NU's first Big Ten Champion. Chmelka also helped Chris Stephenson claim NCAA Gymnast-of-the-Week accolades.

In 2016, the team shattered school records nearly every week, including total team score, total floor score (twice), total pommel horse score (twice) and total high bar score. Individually, Ethan Lottman and Kyle King broke the

program record on pommel horse (15.55) and floor (15.85) respectively. The Huskers made a run in the postseason as well. Daniel Leal placed second on parallel bars at the Big Ten Championships. At the NCAA Championships, the team finished seventh. Four gymnasts took home All-America honors (Ethan Lottman, Sam Chamberlain, Austin Epperson, Anton Stephenson). It was the first time since 1998 that four gymnasts brought home an All-America honors.

In 2015, Chmelka helped the Huskers overcome several health issues during the season. Junior Ethan Lottman erupted for a breakout year under Chmelka, earning All-America honors on pommel horse at the NCAA event finals. Lottman also captured the Elite 90 Award and was a CSC Academic All-American.

In 2014, the Huskers finished strong despite being plagued with injuries early. Senior Wyatt Aycock led the team in the all-around, earning his second All-America honor. Over the course of the season, 15 Huskers tied or set career highs on individual events. These achievements helped pave the way for NU's eighth-place finish at the NCAA Championships.

In 2013, Chmelka produced three All-Americans (Wyatt Aycock, Grant Perdue, Sam Chamberlain). This trio became NU's 48th, 49th and 50th All-Americans since 1975. At the time, the three All-America awards were the most earned in a season for the Huskers since 1999.

In 2012, Chmelka led the Huskers to their first season in the tradition-rich Big Ten Conference. Under Chmelka's leadership, NU completed its inaugural Big Ten season with a 10th-place finish at the NCAA Championships paced by freshman All-American Grant Perdue.

In 2011, the Huskers continued to build by posting another top-10 national finish despite a lineup made up of primarily first- and second-year gymnasts.

In his first season as head coach, Chmelka helped the Huskers return to the national top 10 by tying for ninth with a veteran team in 2010.

Before the 2010 season, Chmelka replaced legendary NU coach Francis Allen, an icon of U.S. men's gymnastics.

Prior to becoming head coach, Chmelka served as an assistant under Allen (1986-2009), and assisted with three of the Huskers' eight national team championships. Since Chmelka joined the staff in 1986, he has coached Nissen-Ernery Award winners Wes Suter (1986) and Tom Schlesinger (1988) and helped Nebraska win eight conference titles. Chmelka was named the 2007 CGA West Region Assistant Coach of the Year and was a finalist for the 2009 CGA West Region Award.

Chmelka competed at Nebraska from 1978 to 1981 and was a member of NU's first three national championship teams in 1979, 1980 and 1981.

Since 1982, Chmelka has been the program director and head coach for the Nebraska School of Gymnastics (NSG) boys' team, producing Nebraska All-Americans Dusty Jakub, Blake Bukacek, Derek Leiter, Ryan McEwen, Burkett Powell and Jason Christie. NSG athletes have competed in the Junior Pan American Games, Junior Olympic Nationals, Olympic Festival and have traveled abroad for various competitions (Junior Pacific Alliance Championships and USA vs. Canada).

After completing his eligibility at NU, Chmelka was a volunteer assistant coach while finishing his bachelor's degree in community health, which he earned in 1982. In 1988, Chmelka added a bachelor's degree in education.

An Omaha South graduate and product of Omaha Sokol and the legendary Phil Cahoy Sr., Chmelka was a high school and collegiate teammate of Husker Olympians Jim Hartung and Phil Cahoy Jr.

### CAREER COACHING HIGHLIGHTS

- 40 years of collegiate coaching experience, including 16 years as a head coach and 24 years as an assistant coach
- Has coached 65 All-Americans, who combined for 140 All-America awards as a head coach and assistant coach
- Led the Huskers to nine consecutive top-five finishes at NCAA team finishes
- Coached two conference champions (Anton Stephenson, Vault, 2017, 2018, 2019; Taylor Christopoulos, Vault, 2023)
- Coached one NCAA Today's Top Ten Award winner (Anton Stephenson; 2020)
- Coached three CSC Academic All-Americans (Ethan Lottman, 2015; Anton Stephenson, 2019; Asher Cohen, 2023)
- Coached 10 Nissen-Ernery Award Finalists (T.J. Schmidt, 2009; Kyle Shanahan, 2010; Ethan Lottman, 2016; Kyle King, 2018; Anton Stephenson, 2019; Jake Bonnay, 2020; Charlie Giles Evan Kriley, 2022; Donte McKinney, 2023; Sam Phillips, 2024)

### COACHING EXPERIENCE

- Nebraska Head Coach (2010-present)
- Nebraska Assistant Coach (1986-2009)

### ATHLETIC HONORS

- Nebraska School of Gymnastics Program Director
- USAG Junior National Staff
- 2013 National Association of Collegiate Coaches Honor Coach Award
- 2007 CGA West Region Assistant Coach of the Year
- Three-Time National Championship Team Member (1979, 1980, 1981)
- 1981 U.S. National Team Member

### ATHLETIC EXPERIENCE

- Nebraska (1978-81)

### PERSONAL

- Education: Nebraska (1982)
- Family: Kim (wife); Alex (son)





**JIM HARTUNG** ASSISTANT COACH | 20TH SEASON

One of gymnastics most highly decorated competitors of all time, Jim Hartung enters his 20th season as a Nebraska assistant coach in 2025. Hartung has dedicated his life to bettering the sport he loves. Over the last 33 years, Hartung has worked in all aspects of the gymnastics community from competing to judging and now coaching and has earned a level of success paralleled by few in his field.

In 2024, Hartung assisted in leading the Huskers to their first Big Ten Regular Season title and fourth-place finish in the NCAA Championship. Additionally, Hartung helped produce five All-Americans (Taylor Christopoulos, Zac Tideman, Cooper Giles, Asher Cohen, Sam Phillips).

In 2023, Hartung helped produce three All-Americans (Taylor Christopoulos, Donte McKinney, Zac Tideman) and a fifth-place finish at the NCAA Championships. Hartung also aided the Big Red in a top-three finish in third place at the Big Ten Conference Championships.

In 2022, Hartung helped produce two All-Americans (Dillon King, Donte McKinney) and a fourth-place team finish at the NCAA Championships. Hartung also helped the Huskers to a second-place finish at the Big Ten Championships, tying the best finish since joining the conference.

In 2021, Hartung helped produce four All-Americans (Taylor Christopoulos, Charlie Giles, Evan Kriley, Mitch Tyndall). Hartung helped the Huskers return to the NCAA Championship Finals for the fifth time in six years. The Huskers earned a fourth-place finish and five All-America honors.

In 2020, Hartung helped produce a regular-season All-American (Jake Bonnay) despite the season ending early due to the coronavirus. Hartung was on track to help the Huskers return to the NCAA Championship Finals for the fourth year in a row. The Huskers ended the season ranked fourth in the CGA Coaches Poll.

In 2019, Hartung led the Huskers to their best national finish since 1999, as the team finished third nationally. Hartung also helped produce five All-Americans (Jake Bonnay, Charlie Giles, Khalil Jackson, Josh Martin, Anton Stephenson). Hartung coached Anton Stephenson to his third Big Ten title on vault.

In 2018, Hartung led the Huskers to a fifth-place national finish. Hartung helped produce four All-Americans. He also helped Anton Stephenson to his second Big Ten vault title, and he helped three Huskers place in the top three at the Big Ten Championships (Anton Stephenson, Jake Bonnay, Kyle King).

In 2017, Hartung helped lead the Huskers to the team finals at the NCAA Championships, where they finished sixth nationally. Austin Epperson and Kyle King each earned All-America honors. Anton Stephenson claimed the Big Ten vault title at the Big Ten Championships, becoming the program's first conference champion since 2002. Hartung also helped Chris Stephenson claim NCAA Gymnast-of-the-Week accolades.

In 2016, Hartung helped Ethan Lottman to pommel horse All-America honors. Hartung also played a vital role in freshman all-arounder Anton Stephenson's success. Stephenson placed seventh on parallel bars at the

NCAA Championships and earned All-America honors. Hartung helped the Huskers to a seventh-place finish at the NCAA Championships.

In 2015, Hartung helped Ethan Lottman earn All-America honors on the pommel horse.

In his first year with the Huskers in 2006, Hartung made an immediate impact. His hands-on work ethic and knowledge of gymnastics technique brought a new level of training to the Nebraska gymnastics program.

Hartung came to the University of Nebraska as a freshman gymnast in 1979 and made an outstanding debut onto the collegiate scene under head coach Francis Allen. Hartung garnered All-America status on five of six events during his freshman season and went on to amass a total of 22 All-America awards and seven NCAA individual titles over the next three years. His accolades included a pair of all-around titles in 1980 and 1981. Hartung led the Huskers to their first four NCAA team titles and consequently became Nebraska's first Nissen-Emery Award winner in 1982. The Omaha native finished his collegiate career as the most highly decorated gymnast in Nebraska history.

His tremendous collegiate career led Hartung to the Olympics, as he was first selected to the U.S. team in 1980. Hartung repeated the honor in 1984 after graduating from NU. He helped the United States to its first and only team gold medal at the summer games in Los Angeles, California.

After competing in the Olympics as an athlete, Hartung went on to spend nearly a decade as a visitation coach for the U.S. national team and became one of the top 10 gymnastics judges in the world.

Hartung has four children, Jim, Nick, Jake and Hannah.

**CAREER COACHING HIGHLIGHTS**

- 20 years of collegiate coaching experience, all as an assistant coach
- Has coached 36 All-Americans, who combined for 53 All-America awards as an assistant coach
- In 2019, led the Huskers to their best national finish since 1999
- Coached two conference champions (Anton Stephenson, Vault, 2017, 2018, 2019; Taylor Christopoulos, 2024)
- Coached three CSC Academic All-Americans (Stephen Tétrault, 2007, 2008; Ethan Lottman, 2015; Anton Stephenson, 2019)
- Coached nine Nissen-Emery Award Finalists (T.J. Schmidt, 2009; Kyle Shanahan, 2010; Ethan Lottman, 2016; Kyle King, 2018; Anton Stephenson 2019; Jake Bonnay 2020; Charlie Giles, Evan Kriley, 2022; Donte McKinney, 2023; Sam Phillips, 2024)

**COACHING EXPERIENCE**

- Nebraska Assistant Coach (2006-present)

**ATHLETIC HONORS**

- Two-Time U.S. Olympian
- Nissen-Emery Award (1982)
- Olympic Gold Medalist (1984)
- CGA Hall of Fame (2024)
- Seven-Time NCAA Event Champion
- Two-Time NCAA All-Around Champion (1980, 1981)
- Three-Time NCAA Still Rings Champion (1980, 1981, 1982)
- Two-Time NCAA Parallel Bars Champion (1981, 1982)
- 22 All-America Awards
- U.S. National Team Visitation Coach

**ATHLETIC EXPERIENCE**

- Nebraska (1979-82)

**PERSONAL**

- Education: Nebraska (1982)
- Family: Jim, Nick, Jake (sons) and Hannah (daughter)



**JOHN ROBINSON** ASSISTANT COACH | 15TH SEASON

John Robinson enters his 15th season as a Nebraska assistant coach in 2025. Robinson handles most of the team's recruiting, marketing, fundraising and program development. His coaching methodology focuses on structured design plans and setting up competition environments in practice. Robinson has been a key contributor in producing many of the program's top gymnasts in recent years including All-Americans Wyatt Aycocock, Jake Bonnay, Khalil Jackson, Donte McKinney, Griffin Kehler, Grant Perdue, 2014 Big Ten still rings medalist Robbie Kocks, and three-time Big Ten vault gold medalist Anton Stephenson.

In 2024, Robinson assisted in leading the Huskers to their first Big Ten regular season title and fourth-place finish in the NCAA Championship. Additionally, Robinson helped produce five All-Americans Taylor Christophulos, Zac Tideman, Cooper Giles, Asher Cohen, Sam Phillips).

In 2023, Robinson helped the Huskers to a third-place finish at the Big Ten Conference Championships, and a fifth-place finish at the NCAA Championships. Robinson also produced three All-Americans (Taylor Christophulos, Donte McKinney, Zac Tideman).

In 2022, Robinson helped produce two All-Americans (Dillon King, Donte McKinney) and a fourth-place finish at the NCAA Championships. He also helped the Huskers to a second-place finish at the Big Ten Championships, tying the best finish since joining the conference.

In 2021, Robinson helped the Huskers to second-place finish at the Big Ten Championships and a fourth-place finish at the NCAA Championships. He also helped produce four All-Americans (Taylor Christophulos, Charlie Giles, Evan Kriley, Mitch Tyndall) for five All-America honors.

In 2020, Robinson was on track to help the Huskers return to the NCAA Championship Finals for the fourth year in a row before the season ended early due to the coronavirus pandemic. Robinson helped produce one regular-season All-American (Jake Bonnay).

In 2019, Robinson helped lead the Huskers to their best national finish since 1999, as the team finished third nationally. He also helped produce five All-Americans (Jake Bonnay, Charlie Giles, Khalil Jackson, Josh Martin, Anton Stephenson). Robinson also coached Anton Stephenson to his third Big Ten title on vault.

In 2018, Robinson helped the team to a fifth-place finish at the NCAA Championships. Robinson also helped produce four All-Americans, and aided the development of the vault program, as Anton Stephenson placed second at the NCAA Championships. Robinson also aided three Huskers (Anton Stephenson, Jake Bonnay, Kyle King) to top-three finishes at the Big Ten Championships.

In 2017, Robinson helped the Huskers advance to the team finals at the NCAA Championships where the team finished sixth nationally. Austin Epperson and Kyle King each earned All-America honors. Additionally, Anton Stephenson claimed the conference vault title at the Big Ten Championships becoming the program's first conference champion since 2002. Robinson also helped Chris Stephenson claim NCAA Gymnast-of-the-Week accolades.

In 2016, Robinson helped produce Big Ten medalist Daniel Leal who placed second at the Big Ten Championships on parallel bars with a career-high score of 15.425. It was the Huskers' second conference medal since joining the Big Ten.

Robinson joined the Nebraska men's gymnastics coaching staff in 2011. A former Husker gymnast, Robinson competed in the all-around for three of his four seasons at Nebraska. He was a four-year letterman at NU (2007-10).

A native of North Carolina, Robinson was a Husker leader for four seasons. As a senior, Robinson was named Nebraska's Hartung Award winner. He also earned a spot in the finals at the 2010 Winter Cup - only the second Husker ever to do so. Robinson was also the Mountain Pacific Sports Federation Gymnast of the Week on Feb. 2, 2010, after earning the individual all-around title against Minnesota and Air Force on Jan. 30. Robinson's senior season was cut short by a hand injury.

Robinson competed as an all-arounder at the 2008 NCAA Championships before earning Nebraska's Most Improved Gymnast Award as a sophomore.

In his first season at Nebraska in 2007, Robinson competed in every meet, including the NCAA Qualifier.

He came to Nebraska as a product of Weyandt's Gymnastics Academy in Charlotte, N.C. He was a six-time Junior Olympic national qualifier and a three-time North Carolina state champion.

Robinson earned his bachelor's degree in marketing from Nebraska in 2010.

Robinson is married to former Scarlet, Rachel Russell. The couple has two daughters, Elizabeth (Ellie) and Finley, and one son, Brecken.

**CAREER COACHING HIGHLIGHTS**

- 15 years of collegiate coaching experience, all as an assistant coach
- Has coached 32 All-Americans, who combined for 42 All-America awards as an assistant coach
- In 2019, led the Huskers to their best national finish since 1999
- Coached two conference champions (Anton Stephenson, Vault, 2017, 2018, 2019; Taylor Christophulos, Vault, 2023)
- Coached three CSC Academic All-American (Ethan Lottman, 2015; Anton Stephenson, 2019; Asher Cohen, 2023)
- Coached four Nissen-Emery Award Finalists (Ethan Lottman, 2016; Kyle King, 2018; Anton Stephenson, 2019; Jake Bonnay, 2024 Sam Phillips)

**COACHING EXPERIENCE**

- Nebraska Assistant Coach (2011-present)

**ATHLETIC HONORS**

- NCAA All-Around Competitor
- MPSF Gymnast of the Week (Feb. 2, 2010)
- Winter Cup Finalist (2010)
- Nebraska's Hartung Award Winner (2010)
- Nebraska's Most Inspirational Gymnast (2009)
- Nebraska's Most Improved Gymnast (2008)
- Four-Time Nebraska Letterman
- Six-Time Junior Olympic National Qualifier
- Three-Time North Carolina State Champion

**ATHLETIC EXPERIENCE**

- Nebraska (2007-10)

**PERSONAL**

- Education: Nebraska (2010)
- Family: Rachel (wife); Ellie, Finley (daughters); Brecken (son)





# MEN'S GYMNASTICS SUPPORT STAFF



**Jonathan Bateman**  
Assistant Director of Compliance



**Alex Rehurek**  
Director of Creative and Emerging Media



**Sammi Cowger**  
Assistant Director of Life Skills



**Robert Dugas, MD**  
Team Physician



**Karin Fusco**  
Men's Gymnastics Director of Operations



**Sheri Hastings**  
Academic Counselor



**Jacob Luiken**  
Men's Gymnastics Athletic Trainer



**Christopher Marullo**  
Assistant Ticket Manager



**Pat Norris**  
Assistant Equipment Manager



**Lauren Karlin**  
Athletic Communications



**John Pfeifer**  
Strength Coach



**Melanie Gentrup**  
HuskerVision Assistant Live Events Producer



**Cassie Oliver**  
Event Management Specialist



**Katie Coil**  
Assistant Director of Marketing & Fan Experience

# ATHLETIC DEPARTMENT ADMINISTRATION



**Keith Zimmer**  
Executive Associate AD/ Life Skills



**Eric Haynes**  
Executive Associate AD/ Facilities



**Seth Dorsey**  
Deputy A.D./Internal Operations and Chief Financial Officer



**Kristen Brown**  
Executive Associate AD/ Senior Woman Administrator



**Dennis Leblanc**  
Executive Associate A.D./ Student Services



**Patricia Peterson**  
Senior Associate A.D./ Compliance



Nebraska's athletic administration is located in the North Stadium Osborne Athletic Complex at Memorial Stadium.

# UNIVERSITY ADMINISTRATION



**TROY  
DANNEN**

ATHLETIC DIRECTOR | 1ST YEAR  
NORTHERN IOWA | 1989

Troy Dannen, a leading voice in collegiate athletics with extensive experience as an athletic director and deep ties to the Midwest, is in his first year as Nebraska's Director of Athletics. Dannen was hired on March 20, 2024, and has hit the ground running in Lincoln.

Nebraska Athletics enjoyed success during Dannen's first championship season, as the Husker baseball program won its first Big Ten Tournament title and reached the 40-win plateau for the first time since 2014 while the Husker track teams put together impressive showings. The Husker men won the Big Ten Outdoor title and earned their best NCAA Championship finish since 2016 with a 13th-place finish, while the Husker women posted their second straight top-10 NCAA finish and placed ninth

at the national meet. Nebraska finished 22nd in the final 2023-24 Learfield Director's Cup, the program's highest finish since 2010.

Dannen has been a leader in charting the course for a new era of collegiate athletics, serving from 2021 to 2023 as a member of the NCAA Constitution Committee and the Division I Transformation Committee. Dannen also previously served as the chair of the NCAA Football Competition Committee and was an Executive Committee member of the Football Oversight Committee. In total, Dannen has served on seven NCAA committees.

In 2022, Dannen was a finalist for Sports Business Journal's Athletic Director of the Year award, and he received the Distinguished American Award from the Sugar Bowl Chapter of the National Football Foundation. Dannen came to Lincoln after serving as Director of Athletics at the University of Washington. He helped guide the Huskies' transition to the Big Ten Conference and oversaw a football program that reached the College Football Playoff National Championship Game in January of 2024. He arrived at Washington in the fall of 2023 after serving as Director of Athletics at Tulane University since 2015. While at Tulane, Green Wave student-athletes earned 49 All-America honors, a national championship, 21 conference championships and 41 postseason appearances.

In 2022-23, Tulane football won its first American Athletic Conference football championship and won the Cotton Bowl over USC, which was ranked ninth in the nation at that time. The men's basketball program won 20 regular-season games for the first time in two decades. Additionally, men's tennis advanced to its sixth NCAA Tournament in seven years, both bowling and beach volleyball finished ranked in the top 20, and baseball won the conference championship.

Tulane's football program participated in an unprecedented three consecutive bowl games from 2018 to 2020, winning back-to-back bowl games for the first time in 128 years of football at the University. In the classroom, Tulane student-athletes excelled at a high-level. At the end of the 2022-23 academic year, over 68 percent of Green Wave student-athletes earned a 3.0 GPA or better, with a 93 percent Graduation Success Rate and a record-setting department Academic Progress Report of 992, with seven teams earning a perfect 1000 APR score.

Dannen spearheaded fundraising efforts and numerous capital projects at Tulane. He helped secure the largest unrestricted gift in Tulane Athletics history, an endowment gift that funded the operation of a new sport (sailing), and a \$10 million lead gift for capital renovations, which was the second-largest gift in department history. In addition, marketing and licensing revenue grew four-fold, and in 2022-23, Tulane football, basketball and

**HUSKER ATHLETIC DIRECTORS**

1928-1931	H.D. Gish
1932-1936	Dana X. Bible
1937-1942	Lawrence McCeney "Biff" Jones
1942-1947	A.J. Lewandowski
1948-1953	George "Potsy" Clark
1954-1960	J.W. "Bill" Orwig
1961*	Charles Miller & Joseph Soshnik
1962-1966	W.H. "Tippy" Dye
1967-1992	Bob Devaney
1993-2002	Bill Byrne
2003-2007	Steve Pederson
2007-2012	Tom Osborne
2013-2017	Shawn Eichorst
2017-2021	Bill Moos
2021-2024	Trev Alberts
2024-Present	Troy Dannen

\*Interim Co-Directors

at the national meet. Nebraska finished 22nd in the final 2023-24 Learfield Director's Cup, the program's highest finish since 2010.

Dannen has been a leader in charting the course for a new era of collegiate athletics, serving from 2021 to 2023 as a member of the NCAA Constitution Committee and the Division I Transformation Committee. Dannen also previously served as the chair of the NCAA Football Competition Committee and was an Executive Committee member of the Football Oversight Committee. In total, Dannen has served on seven NCAA committees.

In 2022, Dannen was a finalist for Sports Business Journal's Athletic Director of the Year award, and he received the Distinguished American Award from the Sugar Bowl Chapter of the National Football Foundation.

Dannen came to Lincoln after serving as Director of Athletics at the University of Washington. He helped guide the Huskies' transition to the Big Ten Conference and oversaw a football program that reached the College Football Playoff National Championship Game in January of 2024.

He arrived at Washington in the fall of 2023 after serving as Director of Athletics at Tulane University since 2015. While at Tulane, Green Wave student-athletes earned 49 All-America honors, a national championship, 21 conference championships and 41 postseason appearances.

In 2022-23, Tulane football won its first American Athletic Conference football championship and won the Cotton Bowl over USC, which was ranked ninth in the nation at that time. The men's basketball program won 20 regular-season games for the first time in two decades. Additionally, men's tennis advanced to its sixth NCAA Tournament in seven years, both bowling and beach volleyball finished ranked in the top 20, and baseball won the conference championship.

Tulane's football program participated in an unprecedented three consecutive bowl games from 2018 to 2020, winning back-to-back bowl games for the first time in 128 years of football at the University.

In the classroom, Tulane student-athletes excelled at a high-level. At the end of the 2022-23 academic year, over 68 percent of Green Wave student-athletes earned a 3.0 GPA or better, with a 93 percent Graduation Success Rate and a record-setting department Academic Progress Report of 992, with seven teams earning a perfect 1000 APR score.

Dannen spearheaded fundraising efforts and numerous capital projects at Tulane. He helped secure the largest unrestricted gift in Tulane Athletics history, an endowment gift that funded the operation of a new sport (sailing), and a \$10 million lead gift for capital renovations, which was the second-largest gift in department history. In addition, marketing and licensing revenue grew four-fold, and in 2022-23, Tulane football, basketball and





# UNIVERSITY ADMINISTRATION



**RODNEY BENNETT** CHANCELLOR | 2ND YEAR  
TENNESSEE STATE | 1996

Dr. Rodney D. Bennett is the 21st chancellor of the University of Nebraska-Lincoln, Nebraska's flagship, Land-Grant and Big Ten institution. He is a 30-year veteran of higher education with a track record of growing research, increasing student success and building impactful partnerships.

Chancellor Bennett came to Nebraska after nine years of successful leadership at the University of Southern Mississippi. During his tenure as president, USM was reclassified from a Carnegie R2 to an R1 university, signaling growth in research prestige and funding. Dr. Bennett also invested in programs to support student recruitment, retention and outcomes, including for the 30 percent of USM students who were first-generation. His efforts led to an improvement in the university's six-year graduation rate.

## NEBRASKA CHANCELLORS

1871-1876	Allen R. Benton
1876-1882	Edmund B. Farfield
1884-1888	J. Irving Manatt
1891-1895	James H. Canfield
1895-1899	George E. Maclean
1900-1908	E. Benjamin Andrews
1908-1927	Samuel Avery
1927-1938	Edgar. A Burnett
1938-1946	Chauncey S. Boucher
1947-1953	Reuben G. Gustavson
1953-1954	John K. Selleck*
1954-1968	Clifford Hardin
1968-1971	Joseph Soshnik
1972-1975	James H. Zumberge
1975-1976	Adam C. Breckenridge*
1976-1980	Roy A. Young
1980-1981	Robert H. Rutford*
1981-1991	Martin A. Massengale
1991-1991	Jack Goebel*
1991-1995	Graham B. Spainer
1995-1996	Joan R. Leitzel*
1996-2000	James Moeser
2000-2016	Harvey S. Perlman
2016-2023	Ronnie Green
2023-Pres.	Rodney Bennett

\*Interim Chancellor

While at USM, Dr. Bennett established new faculty positions in high-growth areas and increased the average salary for full-time faculty; oversaw \$300 million in facilities work; and launched the largest fundraising campaign in the University of Southern Mississippi's history. He was a strong champion of the Division I athletics program, investing in new facilities and programs to support student-athletes, including a dedicated mental health counselor to serve student-athletes. Throughout his time as president, he brought a conservative approach to budget management, meeting or exceeding the budgetary goals set by the Mississippi Institutions of Higher Learning Board of Trustees.

Prior to his role at the University of Southern Mississippi, Dr. Bennett served at the University of Georgia for more than a decade. He was the senior administrator for student programs and services for Georgia's 34,000-plus students; oversaw \$150 million in capital projects; and made key staff and programmatic investments in extracurriculars, mental health programs and other areas to better support students.

Dr. Bennett has also been the dean of students at Winthrop University in Rock Hill, South Carolina, and associate dean of student life at Middle Tennessee State University.

Chancellor Bennett values community leadership and service. He has served on numerous boards, including the Mississippi Aquarium, Northeast Georgia Girl Scouts of America, Catholic Health East (Philadelphia), and St. Mary's Health Care System in Athens, Georgia. He is a member of Kappa Alpha Psi fraternity and Past Sire Archon for Sigma Pi Phi fraternity, The Boulé.

Dr. Bennett earned a bachelor's degree in mass communication, a master's degree in educational administration, and an education specialist degree from Middle Tennessee State. He earned his Doctor of Education degree from Tennessee State University.

He and his wife, Temple, are the parents of two adult daughters, Colby and Logan.



**SCOTT FUESS, JR.** FACULTY ATHLETICS REPRESENTATIVE  
6TH YEAR  
DELAWARE | 1982

Scott M. Fuess Jr. was named the University of Nebraska-Lincoln faculty athletics representative on Feb. 21, 2020. He officially began his new role on July 1, 2020.

As faculty athletics representative, Fuess serves as a liaison between the Office of the Chancellor and Athletic Department. Areas of focus in the role include the welfare of student-athletes, maintaining the positive relationship between athletics and faculty, NCAA compliance, developing and responding to NCAA legislative proposals and representing the university at related NCAA and Big Ten Conference meetings.

The half-time position - which was restructured to an expected term of five years - reports directly to Chancellor Ronnie Green and consults with Athletic Director Bill Moos. The representative splits academic year time equally between academic responsibilities and faculty representative duties.

"The faculty athletics representative plays a key role as a leader dedicated to protecting and enhancing the student-athlete experience both here at Nebraska and across the NCAA," Green said in announcing Fuess' appointment. "Scott has needed experience with intercollegiate athletics and in training the next generation of athletics administrators. I know he will serve in distinction, continuing Nebraska's tradition as a national leader in the student-athlete experience."

Fuess, the Steinhart Distinguished Professor of Business and former chair of the College of Business' economics department, has worked at the University of Nebraska-Lincoln since 1986. He serves on the Faculty Senate's Intercollegiate Athletics Committee, having chaired the committee for 2018-19 and a sub-committee in 2017-18.

"It's an honor to serve the university as its faculty athletics representative," Fuess said. "I embrace the challenge to uphold and advance the university's well-earned reputation for supporting student-athlete academic success, as well as our renown for ethical leadership in intercollegiate sports."

In August 2018, Fuess was named director of the university's cross-disciplinary master's degree program that offers a specialization in intercollegiate athletics administration. The program - which has been completed by 48 Huskers - is built on MBA coursework, allowing students to earn hands-on experiences through Nebraska Athletics, industry professionals, other universities and alumni.

Fuess earned a bachelor's degree from the University of Delaware, as well as master's and doctoral degrees from Purdue University. His research interests revolve around issues of economics, primarily in labor, collegiate athletics and Japan.

# UNIVERSITY ADMINISTRATION



## JEFFERY P. GOLD

PRESIDENT | 1ST YEAR  
CORNELL UNIVERSITY | 1974

Jeffrey P. Gold, M.D., is a nationally recognized leader and tireless advocate for transforming higher education, academic medicine and health care delivery.

He became the eighth chancellor of the University of Nebraska Medical Center (UNMC), Vice President of the University of Nebraska System and the chair of the board of UNMC's principle

clinical care academic health system partner, the Nebraska Medicine Health System, in January of 2014.

In July of 2021, Dr. Gold also was named the Provost and Executive Vice President of the University of Nebraska System in addition to his ongoing UNMC/Nebraska Medicine ongoing responsibilities. In this role, Dr. Gold is the chief academic officer of the University of Nebraska System and liaison to the Board of Regents for Academic Affairs.

As UNMC's chief executive officer, Dr. Gold is responsible for all aspects of campus leadership, program quality and operations, including 7 Colleges, numerous institutes, a staff and faculty of about 7,000 and its 4,300 health professions students. Additionally, Nebraska Medicine has over 8,500 employees and an operating budget of well more than \$1.9 billion. The combined annual economic impact of the "500-mile campus" academic health center with 7 Health Profession Colleges in seven Nebraska cities, 2 Institutes, 37 Centers of Excellence exceeds \$5.9 billion and employs in total more than 42,000.

From May 2017- June 2021, Dr. Gold served as the Chancellor of the University of Nebraska at Omaha (UNO), the state's public urban metropolitan university. The University of Nebraska at Omaha has seven thriving colleges, an enrollment of over 13,000 undergraduate students, 3,000 graduate students, a broad public service mission and an NCAA Division I-A athletic program. Following more than four highly successful years of growth and prominence at UNO, in 2021, Dr. Gold stepped down to assume the University of Nebraska System responsibilities.

Dr. Gold holds a tenured faculty appointment at the rank of Professor in the College of Medicine Department of Surgery and as well, as a tenured Professor in the College of Public Health, where his research interests in health care policy, population health and epidemiology are concentrated. He also chairs several key economic development corporate boards for the University System including the University Technology Development Corp, The Medical Center Development Corp, the University Technology Transfer Corp, Nebraska Enterprises Corp, UNeTech Corp, and several others.

Prior to joining UNMC, Dr. Gold served as Chancellor of the University of Toledo's academic and clinical health sciences, which includes the Colleges of Medicine, Nursing, Pharmacy, Health Science and Human Service, and Graduate Studies. In that role, Dr. Gold had full leadership responsibility of the clinical, education and research programs, the faculty practice plan and the integrated hospital and ambulatory health care delivery system.

Prior to joining the University of Toledo, Dr. Gold served in academic and clinical leadership roles at the Albert Einstein College of Medicine – Montefiore Medical System as professor, department chair and heart center director and previously at the Weill Cornell College of Medicine – New York Presbyterian Medical Center as professor and division chief of children's cardiac surgery, where he was an active academic cardiac surgeon. His research has been extramurally supported for decades, including by the NIH, AHA, ACC, AMA, NYSDOH and many others.

Dr. Gold is a proud graduate from the Cornell University College of Engineering, where he received a degree in Theoretical and Applied Mechanics. He earned his M.D. from the Weill Cornell College of Medicine and completed his general surgery residency at The New York – Presbyterian Hospital and Memorial Sloan Kettering Cancer Center, where he later served as the administrative chief resident. He completed his cardiothoracic surgical fellowship training at the Brigham and Women's Hospital in Boston with additional training in pediatric cardiac surgery at the Boston Children's Hospital, both of Harvard Medical School.

Dr. Gold has been certified by the American Board of Surgery and by the American Board of Thoracic Surgery, specializing in adult and pediatric cardiac surgery. He is licensed in Nebraska, Ohio, New York and New Jersey.

Dr. Gold's national leadership roles are extensive, and have included more than 50 national professional committees and more than 100 national organizations, volunteer boards, government/public health councils, and industry. He has recently served as the Chair of the American Medical Association's Council on Medical Education and as chair of the AMA/AAMC's Liaison Committee on Medical Education. He is a member of the AMA House of Delegates. Dr. Gold has also served in numerous roles on governing boards and as the elected leader of regional and national professional, accreditation and advocacy organizations in the educational, research and clinical care delivery sectors.

He has worked extensively with national and state level elected and appointed governing and administrative bodies as an advisor, advocate and trusted resource in the areas of higher education, research and clinical care. He continues to be highly engaged in these areas in the public sector, including the US congress, as well as with the regional and national private philanthropic and corporate sectors. In these roles, he is a highly sought after thought leader at all levels of federal, state and local government, higher education, academic health care and public policy. He is a highly regarded keynote public speaker based upon his extensive experience and respected judgment.

Dr. Gold has recently completed service as the Chair of the Board of the Accreditation Council on Graduate Medical Education as well as currently serving in several other national leadership positions in the Association of American Medical Colleges, the \

American Medical Association, the American Hospital Association and other prestigious organizations. In addition, he has been elected the Chair of the AMA Council on Medical Education, the president of the Thoracic Surgery Directors Association and as a Director of the Board of the Society of Thoracic Surgeons.

Dr. Gold serves on several key National Academy of Science, Engineering & Medicine steering committees, including the Clinician Wellbeing Taskforce, the COVID-19 Taskforce and the All Hazard 21st Century Threats Taskforce. In addition, he has been very active on the national level in multiple educational, research and clinical COVID-19 pandemic response, with hundreds of educational and media appearances, webinars, congressional/departmental/agency hearings and briefings. These media appearances include a weekly live hour long national broadcast as host, a weekly regional NCN hour long live broadcast and biweekly CNN and FOX national appearances.

He has been repeatedly recognized as a Top 50 Health Care Executive and as a Top 100 Physician Executive, as well many national awards for service leading numerous community volunteer programs, philanthropic campaigns and programs. He continues his research interests actively with ongoing publications and presentations and continues to serve several journal editorial boards. Dr. Gold has authored over 200 peer-reviewed manuscripts, 350 national presentations, 40 books and chapters and over 300 invited professorships and keynote presentations.

He has been married for more than forty years to a physician and has two adult children.

## UNIVERSITY BOARD OF REGENTS



**Timothy Clare**  
District 1



**Jack Stark**  
District 2



**Jim Scheer**  
District 3



**Elizabeth O'Connor**  
District 4



**Robert Schafer**  
District 5



**Paul Kenney**  
District 6



**Kathy Wilmot**  
District 7



**Barbara Weitz**  
District 8



**Sam Schroeder**  
Nebraska-Kearney



**Elizabeth Herbin**  
Nebraska-Lincoln



**Pranita Devaraju**  
Nebraska-Medical Center



**Ishani Adidam**  
Nebraska-Omaha



TAYLOR  
CHRISTOPULOS

ZAC  
TIDERMAN

ASHER  
COHEN



# captains

2024-2025

NEBRASKA MEN'S GYMNASTICS

## MEET THE HUSKERS

2025 NEBRASKA MEN'S GYMNASTICS CAPTAINS: TAYLOR CHRISTOPULOS, ASHER COHEN, ZAC TIDERMAN

# TAYLOR CHRISTOPULOS

GR | 5-8 | ALL-AROUND  
LAYTON, UTAH | USA GYMNASTICS WORLD

## SEASON HIGHS

Season	FX	PH	SR	V	PB	HB	AA
2021	14.30	12.55	13.80	14.95	13.06	13.55	80.75
2022	13.95	13.60	--	14.65	13.23	13.73	--
2023	14.65	13.80	13.55	14.95	13.90	13.95	83.25
2024	14.75	14.00	13.45	15.00	14.15	14.125	83.10
Career	14.75	14.00	13.80	15.00	14.15	14.125	84.16

## CAREER HONORS & AWARDS

- » 8x All-American- (2024: Floor (2nd), Vault (4th), High Bar (3rd), All-Around (6th); 2023: All-Around (2nd), Floor (5th), Parallel Bars (7th); 2021: Vault (5th))
- » NCAA Team Finals Competitor (2024: All-Around; 2023: All-Around; 2022: Floor, Pommel Horse, Vault, Parallel Bars, High Bar; 2021: All-Around)
- » NCAA Team Qualifier Competitor (2024: Floor, Pommel Horse, Vault, Parallel Bars, High Bar; 2023: Floor, Pommel Horse, Vault, Parallel Bars, High Bar; 2022: Floor, Vault, Parallel Bars, High Bar; 2021: Floor, Still Rings, Vault)
- » CGA 2023 Most Valuable Player
- » CGA Regular-Season All-American (2024: Floor, Vault; 2023: Floor, Vault, All-Around; 2021: Vault)
- » Big Ten Gymnast of the Year (2023)
- » Big Ten Freshman of the Year (2021)
- » Big Ten Vault Silver Medalist (2021)
- » First-Team All-Big Ten (2023, 2024)
- » Second-Team All-Big Ten (2021)
- » CGA Gymnast of the Week (4/03/24)
- » Big Ten Gymnast of the Week (4/1/24)
- » NCAA Rookie of the Week (4/20/21, 3/22/21, 3/7/21, 2/13/21)
- » Big Ten Freshman of the Week (3/7/21, 2/21/21, 2/13/21)
- » Individual Titles (Floor: 2/17/24; 3/17/23, 3/12/23, 1/28/23, 1/21/23; Vault: 4/1/23, 3/17/23, 2/17/23, 1/14/23, 1/13/23; 3/20/22, 1/29/22; 3/6/21, 2/21/21, 2/13/21, 2/7/21; Parallel Bars: 3/17/23; Rings: 2/13/21;
- » All-Around: 3/12/23, 2/17/23, 2/4/23)
- » Team Captain (2023, 2024, 2025)
- » Nebraska Athletics Outstanding Male Newcomer (All Sports, 2021)

## NATIONAL/INTERNATIONAL AWARDS

- » Senior Men's National Team Member (2023)
- » Pan American Games - First-Place Team Finish (2023)
- » CSC Academic All-District (2023, 2024)
- » CGA All-America Scholar-Athlete (2021, 2024)
- » Academic All-Big Ten (2022, 2023, 2024)
- » Nebraska Scholar-Athlete Honor Roll (Fall 2020, 2021, 2022, 2023; Spring 2021, 2022, 2023, 2024)
- » Nebraska Silver Academic Medallion (2022)
- » Tom Osborne Citizenship Team (2022, 2023, 2024)

## ACADEMIC AWARDS

- » CSC Academic All-District (2023, 2024)
- » CGA All-America Scholar-Athlete (2021, 2024)
- » Academic All-Big Ten (2022, 2023, 2024)
- » Nebraska Scholar-Athlete Honor Roll: (Fall 2020, 2021, 2022, 2023; Spring 2021, 2022, 2023, 2024)
- » Nebraska Silver Academic Medallion (2022)
- » Tom Osborne Citizenship Team (2022, 2023, 2024)

## 2024 (SENIOR)

After being named First-Team All-Big Ten for a second consecutive year, Taylor Christophulos brought home four All-America awards at the NCAA Championships. Coming in second in the floor exercise, Christophulos also

added a third-place finish in the high bar, a fourth-place finish in the vault and a sixth-place finish in the all-around. He managed to score a personal best in the vault at the NCAA Championships with a 15.00, and placed second on the floor exercise with a 14.500.

Christopulos set a number of other personal bests, recording a 14.75 in the floor exercise and a 14.00 in the pommel horse during Nebraska's win over Illinois. He also had a 14.15 on parallel bars in the Rocky Mountain Open and a 14.125 in the high bar during the Big Ten Championships earning him a third place finish and sixth all-around.

In the classroom, he was an Academic All-Big Ten honoree and a member of the Nebraska Scholar-Athlete Honor Roll and Tom Osborne Citizenship team.

## 2023 (JUNIOR)

The 2023 Big Ten Gymnast of the Year, Christophulos captured a trio of All-America awards while helping Nebraska to a fifth-place finish at the NCAA Championships. The NCAA runner-up in the all-around, Christophulos added a fifth-place finish on the floor exercise and a seventh-place showing on parallel bars.

At the 2023 Big Ten Championships, Christophulos captured a gold medal on vault to earn first-team All-Big Ten honors. A 2023 Husker team captain, Christophulos claimed 13 individual titles during the season, including five on vault, four on floor, three all-around crowns and one parallel bars title. He capped the regular season by winning vault, floor and parallel bars titles in a win over Ohio State and Greenville at the Devaney Center on March 17. He added all-around and floor titles in a dual with Illinois (March 12), after capturing titles in the all-around and on vault against Oklahoma and Simpson College (Feb. 17). He won his first all-around title of the season in a dual with Michigan (Feb. 4).

A member of the U.S. Senior Men's National Team, Christophulos helped the United States to a team championship at the Pan American Games. In the classroom, he was a College Sports Communicators Academic All-District and Academic All-Big Ten selection in 2023.

## 2022 (SOPHOMORE)

Christopulos helped the Huskers to a second-place conference finish and fourth-place national finish during the 2021-22 season. Christophulos claimed two individual titles on vault.

Outside of the gym, Christophulos earned Academic All-Big Ten honors and was named to the Nebraska Scholar-Athlete Honor Roll in both the fall and spring semesters. Christophulos was also named to the Tom Osborne Citizenship team for his dedication to serving the Lincoln community.

## 2021 (FRESHMAN)

The 2021 Big Ten Freshman of the Year, Christophulos earned four CGA National Rookie of the Week awards and was a three-time Big Ten Freshman of the Week honoree. Christophulos competed in all eight meets, highlighted by his silver medal finish on vault at the 2021 Big Ten Championships at Pinnacle Bank Arena in Lincoln. Christophulos also



captured All-America honors with his fifth-place finish on vault at the 2021 NCAA Championships in Minneapolis. He went on to be named Nebraska's Outstanding Male Newcomer of the Year across all sports in 2021.

Outside of the classroom, Christopulos was named to the Nebraska Scholar-Athlete Honor Roll for his dedication in the classroom.

### BEFORE NEBRASKA

Christopulos joined the Huskers after training at USA Gymnastics World in Woods Cross, Utah. He was coached by Adam Jacobs and Gabe Connor.


Christopulos, a 4.5 star recruit according to the College Gymnastics Association, was ranked eighth overall and fifth on floor for the 2020 recruiting class by CGA.

### PERSONAL

Taylor was born on Aug. 24, 2001, and is the son of Troy and Jennifer Christopulos. Taylor has four siblings, Tony, Tess, Tia and Tana. Christopulos married Kayzha Madsen in August of 2024. Taylor attended Layton High School in Utah. In his free time, he likes to be active and social as well as play the guitar.

"I chose Nebraska because the coaching staff and team members. I honestly wasn't even considering going to Nebraska at all until I took my trip out there and saw it for myself. Chuck, John and Jim were very welcoming and supportive of who I was as a person and I appreciated that. They showed that they cared before they even got to know me. They stood out from any other University I had visited. Then I met the team and they were the exact same. I felt and saw an environment where a brotherhood was present and I wanted to be a part of that. The campus was just an add on bonus, the small little hometown feel was just what I was looking for."

Christopulos is pursuing his graduate certificate in strategic innovation and entrepreneurship.



# YANNI CHRONOPOULOS

SR | 5-10 | ALL-AROUND  
MILTON, ONTARIO, CANADA  
FUTURES GYMNASTICS



### SEASON HIGHS

Season	FX	PH	SR	V	PB	HB	AA
2021	--	12.95	13.05	13.85	--	--	--
2022	--	13.95	13.75	--	13.75	13.40	--
2023	--	--	13.20	--	13.25	13.70	--
2024	--	14.55	13.70	13.50	--	14.20	--
Career	--	14.55	13.75	13.85	13.75	14.20	--

### CAREER HONORS & AWARDS

- » 2024 Canadian Olympic Team Alternate
- » 2023 World Championship Team Canada-7th place
- » NCAA Team Finals Competitor (2024: Pommel Horse; 2023: Rings, Parallel Bars, High Bar)
- » NCAA Team Qualifiers Competitor (2024: Pommel Horse; 2023: Rings, Parallel Bars, High Bar)

### ACADEMIC AWARDS

- » Nebraska Scholar-Athlete Honor Roll (Fall 2022; Spring 2023)
- » Nebraska Bronze Academic Medallion (2023)
- » Tom Osborne Citizenship Team (2024)

### 2024 (SENIOR)

Yanni Chronopoulos competed in seven regular season meets along with participating in the NCAA Qualifiers and the NCAA Championships. His high score on the season was a 14.55 on the parallel bars during the Huskers' road victory against Ohio State. He also set a career best in the high bar at 14.20 in the tri-meet with Army and Greenville.

Chronopoulos was also a member of the Tom Osborne Citizenship Team.

### 2023 (JUNIOR)

Chronopoulos saw action in three regular-season meets before competing at both the NCAA Qualifiers and the NCAA Championships. His high score on the season came with a 13.80 on the parallel bars at the NCAA Championships. He set two career bests on both the parallel bars and the high bar.

Chronopoulos earned a Nebraska Bronze Academic Medallion, as well as a spot on the Nebraska Scholar-Athlete Honor Roll.

### 2022 (SOPHOMORE)

Chronopoulos competed in five meets during the 2022 season. He claimed four personal bests throughout the year, including three against Penn State. He notched a 13.95 on pommel horse, a 13.75 on rings and a 13.75 on parallel bars. His season high on high bar came at the Rocky Mountain Open with a 13.40.

### 2021 (FRESHMAN)

Chronopoulos competed for the Huskers in three of eight meets during 2021, earning season-high scores on pommel horse (12.95), rings (13.05) and vault (13.85).

### BEFORE NEBRASKA

Chronopoulos joined the Huskers after training in Mississauga, Ontario, where he was coached by Zhaohui Huang. Chronopoulos was a member of the Canadian Junior World Championships team and the Canadian Junior National Team.

### PERSONAL

Yanni was born on March, 18, 2002. He is the son of Nick and Iryna Chronopoulos. Yanni has one sister, Maria. He likes to spend his free time with friends and family. Chronopoulos is a nutrition, exercise and health sciences major.

"I chose Nebraska because of the belief and support shown toward me from the team. Also because I really enjoyed the team, coaches and being in Lincoln."

Chronopoulos is majoring in criminology and criminal justice.





# JAMES FRIEDMAN

SR, 15-7 | PH, SR, V, PB  
SALEM, OREGON | UNIVERSITY OF IOWA GYMACT



### SEASON HIGHS

Season	FX	PH	SR	V	PB	HB	AA
2023	13.85	13.45	13.90	14.20	13.80	--	--
2024	--	13.80	13.70	--	13.70	--	--
Career	13.85	13.80	13.90	14.30	13.80	--	--

### CAREER HONORS & AWARDS

- » NCAA Team Finals Competitor (2024: Rings, Parallel Bars; 2023: Vault, Parallel Bars; 2021: Rings, at Iowa)
- » NCAA Team Qualifier Competitor (2024: Rings, Parallel Bars; 2023: Vault, Parallel Bars; 2021: Rings, at Iowa)

### NATIONAL AWARDS

- » 2018 Junior Olympic National Championships: Rings (1st Place); All-Around (1st Place)

### ACADEMIC AWARDS

- » CGA All-America Scholar-Athlete (2024)
- » Academic All-Big Ten (2024)
- » Arthur Ashe Jr. Sports Scholar (2024)
- » Nebraska Scholar-Athlete Honor Roll (Fall 2022, 2023; Spring 2023; Spring 2024)
- » Tom Osborne Citizenship Team (2024)

### 2024 (SENIOR)

James Friedman was a mainstay in the Husker lineup both during the regular season and postseason competition. He set his career best in the pommel horse in the first meet of the season, scoring a 13.80 in the Rocky Mountain Open.

Friedman was also active in the community and excelled in the classroom, earning Academic All-Big Ten honors, as well as being named to the Tom Osborne Citizenship Team.

### 2023 (JUNIOR)

Friedman made an instant impact in his first season with the Huskers. He competed in both the NCAA Qualifiers and the NCAA Championships, earning scores of 14.00 on the vault in each meet. Friedman also earned a spot on the Nebraska Scholar-Athlete Honor Roll for his dedication in the classroom.

### BEFORE NEBRASKA

Friedman competed for the University of Iowa GymACT program in 2022 under Head Coach Peyton Hobson. Friedman was a competitor for the Hawkeyes at the NCAA Championship Qualifiers where he earned his then career-best score of 13.700 on the rings. Friedman also qualified as an individual to compete in the 2021 NCAA Finals on rings finishing with a 13.46. At the 2018 Junior Olympic National Championships, Friedman took home the title on still rings and in the all-around competition.

### PERSONAL

Friedman is originally from Salem, Oregon and is studying accountancy.



# ZAC TIDERMAN

GR. | 5-11 | FX, V, PB HB  
WILSONVILLE, OREGON | OMEGA GYMNASTICS



### SEASON HIGHS

Season	FX	PH	SR	V	PB	HB	AA
2023	--	--	--	14.95	13.35	14.35	--
2024	--	--	--	15.00	--	14.65	--
Career	14.20*	13.80*	13.90*	15.00	13.80*	14.65	--

\*at Iowa

### CAREER HONORS & AWARDS

- » 2x All-American - (2024: High Bar, 2nd; Vault, 7th)
- » NCAA Team Finals Competitor (2024: Vault, High Bar; 2023: Vault, High Bar)
- » NCAA Team Qualifiers Competitor (2024: Vault, High Bar; 2023: Vault, High Bar)
- » CGA Regular-Season All-American (2024: High Bar; 2023: High Bar)
- » Individual Titles (High Bar: 2/17/24, 2/3/24, 3/17/23, 3/12/23, 1/28/23)
- » Team Captain (2024, 2025)
- » Two-Time Oregon State Champion

### ACADEMIC AWARDS

- » CSC Academic All-District (2024)
- » Academic All-Big Ten (2024)
- » Nebraska Scholar-Athlete Honor Roll (Fall 2022, 2023; Spring 2023; Spring 2024)
- » Tom Osborne Citizenship Team (2023, 2024)

### 2024 (SENIOR)

In an impressive senior season, Zac Tideman earned NCAA All-America honors with his second-place finish on high bar and seventh-place mark on vault. Additionally, he earned two individual titles on high bar in NU's victories over Penn State, Army and Greenville. Tideman was also a CGA Regular-Season All-American on high bar, a Big Ten Specialist of the Week, and set the school record on high bar with a 14.65 against Army and Greenville.

Outside of the gym, Tideman earned Academic All-Big Ten honors and was named to the Tom Osborne Citizenship team.

### BEFORE NEBRASKA

Tideman previously competed for the University of Iowa in 2021 and 2022. He was teammates with current Husker James Friedman at Omega Gymnastics in Oregon as well as at Iowa.

### PERSONAL

The son of Shane and Tracy Tideman, Zac was born on July 1, 2002. He has two older siblings, Jacob and Madison, and two younger siblings, Xander and Casandra. Zac is pursuing a graduate certificate in sales excellence.





# CHRIS HISER

SR | 5-6 | ALL-AROUND  
LONGMEADOW, MASSACHUSETTS | DAGGETTS GYMNASTICS



## SEASON HIGHS

Season	FX	PH	SR	V	PB	HB	AA
2022	14.25	--	12.45	--	--	--	--
2023	14.45	--	14.30	14.05	--	--	--
2024	13.20	--	14.20	--	--	--	--
Career	14.45	--	14.30	14.05	--	--	--

## CAREER HONORS & AWARDS

- » NCAA Team Finals Competitor (2024: Rings; 2023: Floor, Rings; 2022: Floor)
- » NCAA Team Qualifiers Competitor (2024: Rings; 2023: Floor, Rings; 2022: Floor)
- » CGA Regular-Season All-American (2023: Rings)
- » Big Ten Freshman of the Year (2022)
- » Big Ten Freshman of the Week (3/14/22, 2/7/22, 1/31/22)
- » Individual Titles (Rings: 2/17/24; 2/17/23, 2/4/23, 1/14/23)

## NATIONAL AWARDS

- » 2021 Men's Development Program National Championships (4th-Rings, 5th-Vault, 7th-Floor)
- » 2020 Elite Team Cup (2nd Place)
- » 2019 Junior Olympic National Championships (3rd-Floor, 7th-All-Around, Rings, Vault)
- » 2018 Junior Olympic National Championships (1st-Rings, 10th-All-Around)

## ACADEMIC AWARDS

- » CSC Academic All-District (2023)
- » CGA All-America Scholar-Athlete (2024)
- » Academic All-Big Ten (2024)
- » Sam Foltz 27 Hero Leadership Award (2023)
- » Nebraska Scholar-Athlete Honor Roll (Fall 2021, 2022, 2023; Spring 2022, 2023)
- » Nebraska Silver Academic Medallion (2023)
- » Tom Osborne Citizenship Team (2022, 2024)

## 2024 (JUNIOR)

Chris Hiser's season was highlighted by an individual title on rings at NU's season-opening tri-meet, while he also competed at the NCAA Qualifiers.

Outside of the gym, Hiser was named to the Academic All-Big Ten and Tom Osborne Citizenship teams.

## 2023 (SOPHOMORE)

Coming off a stellar freshman campaign, Hiser continued his success with three individual titles on rings. He earned CGA Regular-Season All-America honors and qualified for the NCAA Team Finals on floor and rings. Hiser set three career bests with a 14.45 on floor, a 14.30 on rings and a 14.05 on vault.

Hiser earned a plethora of awards outside the gym, including the Sam Foltz 27 Hero Leadership Award, CSC Academic All-District and Academic All-Big Ten. He was named to the Nebraska Scholar-Athlete Honor Roll and the Tom Osborne Citizenship Team, while earning a Nebraska Silver Academic Medallion for his hard work in the classroom.

## 2022 (FRESHMAN)

The 2022 Big Ten Freshman of the Year, Hiser earned three Big Ten Freshman-of-the-Week awards during the season while setting season-bests of 14.25 on floor and 12.45 on rings.

Outside of the gym, Hiser was named to the Nebraska Scholar-Athlete Honor Roll for his dedication in the classroom, and earned a spot on the Tom Osborne Citizenship team for his contribution to the community.

## BEFORE NEBRASKA

Hiser trained at Daggett Gymnastics in Longmeadow, Massachusetts. He competed at the 2021 Men's Development Program National Championships where he finished fourth on rings, fifth on vault and seventh on floor. Hiser competed at the 2020 Elite Team Cup finishing in second. At the 2019 Junior Olympic National Championships, Hiser finished third on floor, seventh in the all-around, rings and vault. At the 2018 Junior Olympic National Championships, he finished first on rings, and 10th in the all-around.

## PERSONAL

Chris was born on April 10, 2003. He is the son of MiMi and Bill Hiser. He has an older brother, Will, and a younger brother, Joseph. He is majoring in nutrition and health sciences.



# A.J. MORGAN

SR | 5-9 | FX, SR, V  
LINCOLN, NEB. | NEBRASKA SCHOOL OF GYMNASTICS



### SEASON HIGHS

Season	FX	PH	SR	V	PB	HB	AA
2022	--	--	--	--	--	--	--
2023	--	--	--	--	--	--	--
2024	--	--	12.50	--	--	--	--
Career	--	--	12.50	--	--	--	--

### CAREER HONORS & AWARDS

- » 2021 Elite Team Cup: 6th Place
- » Junior Olympic National Championships: 2019 (3rd Floor, 8th All-Around); 2018 (8th Vault)
- » Tom Osborne Citizenship Team (2024)

### 2024 (JUNIOR)

A.J. Morgan competed in two meets for Nebraska and set a personal best on rings with a score of 12.50 at the Rocky Mountain Open.

Outside of the gym, Morgan was named to the Tom Osborne Citizenship Team.

### 2023 (SOPHOMORE)

Morgan assisted the Big Red in a third-place conference finish and fifth-place national finish during the 2022-23 season.

### 2022 (FRESHMAN)

Morgan helped the Huskers to a second-place conference finish and fourth-place national finish during the 2021-22 season.

### BEFORE NEBRASKA

Prior to Nebraska, Morgan competed for Nebraska School of Gymnastics under head coach Chuck Chmelka and assistant coach Paul Schumacher. Morgan is the lone Nebraska Native on the Husker roster. He helped his team to a sixth-place finish at the 2021 Elite Team Cup. Morgan competed at the 2019 Junior Olympic National Championships where he placed third on floor and eighth in the all-around. He also competed at the 2018 Junior Olympic National Championships where he placed eighth on vault.

### PERSONAL

A.J. was born on Feb. 4, 2002, and is from Lincoln, Nebraska. He is the son of Beth and Kletus Morgan. He is studying sports media and communications.



# JOEY PEPE

SR. | 5-7 | PB, HB  
 PEORIA, ARIZONA | NORTH VALLEY GYMNASTICS



### SEASON HIGHS

Season	FX	PH	SR	V	PB	HB	AA
2022	--	--	12.15	14.50	12.40	11.85	--
2023	--	--	--	--	13.00	13.50	--
2024	13.25	11.70	11.45	12.40	13.50	13.65	74.95
Career	13.25	11.70	12.15	14.50	13.50	13.65	74.95

### CAREER HONORS & AWARDS NATIONAL AWARDS

- » 2021 U.S. Gymnastics Championships (2nd: High Bar, 3rd: All-Around, Rings, Vault, 4th: Parallel Bars)
- » 2022 U.S. Men's Senior Development Team
- » 2021 Men's Development Program National Championships (1st: Parallel Bars, 3rd: Rings, 4th: Vault, High Bar, 5th: All-Around)
- » 2021 Winter Cup (3rd: Rings)
- » Junior Olympic National Championships (2019: 1st-All-Around, Vault, High Bar, 5th-Floor, 7th-Parallel Bars; 2016: 6th-Vault, 8th-Parallel Bars)

### ACADEMIC AWARDS

- » Nebraska Scholar-Athlete Honor Roll (Spring 2023)
- » Tom Osborne Citizenship Team (2024)

### 2024 (JUNIOR)

Joey Pepe was in the Husker lineup in three events in 2024. At the Rocky Mountain Open, he competed in all five events. He topped his personal best in the high bar against Penn State with a 13.65 and matched that mark against Army and Greenville.

Outside of the gym, Pepe was also a member of the Tom Osborne Citizenship team.

### 2023 (SOPHOMORE)

Pepe made seven appearances on the season, competing on parallel bars and high bar. He set career bests on both, with a 13.00 on the parallel bars and a 13.05 on the high bar.

Pepe earned a spot on the Nebraska Scholar-Athlete Honor Roll for his work in the classroom.

### 2022 (FRESHMAN)

Pepe helped the Huskers to a second-place conference finish and fourth-place national finish during the 2021-22 season.

### BEFORE NEBRASKA

Joey Pepe trained at North Valley Gymnastics in Peoria, Arizona, under head coach Travis Rainer. Pepe competed at the 2021 U.S. Gymnastics Championships where he finished second on high bar, third in the all-around, rings, and vault, and fourth on parallel bars. At the 2021 Men's Development Program National Championships, Pepe finished first on parallel bars, third on rings, fourth on vault and high bar, and fifth in the all-around. At the 2019 Junior Olympic National Championships, Pepe finished first in the all-around, vault and high bar, fifth on floor and seventh on parallel bars. At the 2016 Junior Olympic National Championships, Pepe finished sixth on vault and eighth on parallel bars.

### PERSONAL

Joey was born on Feb. 2, 2003. He is the son of George and Emily Pepe, and has four older siblings, Zackary, Alex, Ethan and Dylan. In his free time, Joey likes to listen to music, travel and explore new adventures with friends. Joey is majoring in hospitality, restaurant and tourism management.





# TRAVIS WONG

SR | 5-6 | PH, SR, PB  
 MIAMI, FLORIDA | FLORIDA GYMNASTICS TRAINING CENTER



### SEASON HIGHS

Season	FX	PH	SR	V	PB	HB	AA
2022	--	13.65	13.05	--	--	--	--
2023	--	14.20	--	--	13.65	--	--
2024	--	14.30	13.85	--	--	--	--
Career	--	14.30	13.85	--	13.65	--	--

### CAREER HONORS & AWARDS

- » NCAA Team Finals Competitor (2024: Pommel Horse, Vault; 2023: Pommel Horse; 2022: Pommel Horse)
- » NCAA Team Qualifiers Competitor (2024: Pommel Horse, Vault; 2023: Pommel Horse; 2022: Pommel Horse)
- » Big Ten Freshman of the Week (3/21/22, 3/8/22, 2/21/22)

### ACADEMIC AWARDS

- » Nebraska Scholar-Athlete Honor Roll (Fall 2023)
- » Tom Osborne Citizenship Team (2024)

### 2024 (JUNIOR)

Travis Wong was a regular competitor for the Huskers and participated in the NCAA Qualifiers. Wong set personal bests on the pommel horse in NU's victory over Illinois with a 14.30 and on the rings against Army and Greenville with a 13.85.

Outside of the gym, Wong was a member of the Tom Osborne Citizenship team and named to the Nebraska Scholar-Athlete Honor Roll.

### 2023 (SOPHOMORE)

Wong competed in three different events throughout the season. He competed in the NCAA Qualifiers and the NCAA Championships on the pommel horse. Wong set a career best of 14.20 on the pommel horse in a tri-meet with Oklahoma and Simpson College on Feb. 17, 2023. He also set career bests on the rings and parallel bars.

### 2022 (FRESHMAN)

Wong competed regularly on pommel horse for the Huskers, earning Big Ten Freshman-of-the-Week honors three times during the 2022 season. He helped the Huskers to a second-place conference finish and fourth-place national finish.

### BEFORE NEBRASKA

Travis Wong, a native of Miami, trained at the Florida Gymnastics Training Center (FGTC) under Coach Jorge Valdes. Wong was a competitor at the 2020 Winter Cup Challenge and a sixth place team finisher at the 2020 Elite Team Cup. Wong competed at the 2019 Men's Junior Olympic National Championships and placed fourth on parallel bars. Wong finished 10th in the all-around competition in the 2017 Men's Junior Olympic National Championships.

### PERSONAL

Travis was born on May 23, 2002 and is the son of Gary Wong and Brittney Chin-Wong. Travis has one older sister, Kyra. He is majoring in management.

Travis said he chose Nebraska because "Coach Chmelka and team members welcomed me with open arms during the school visit as well as answered additional questions when needed. Also, the new gym facility and athlete benefits offered were important positives for the program I would be entering."



# ASHER COHEN

JR. | 5-4 | ALL-AROUND  
LAKEWOOD, COLORADO | 5280 GYMNASTICS



## SEASON HIGHS

Season	FX	PH	SR	V	PB	HB	AA
2023	--	--	13.85	--	14.166	--	--
2024	--	--	14.05	--	14.10	--	--
Career	--	--	14.05	--	14.166	--	--

## CAREER HONORS & AWARDS

- » All-American (2024: Rings (6th))
- » CSC Academic All-American, Men's At-Large-Third Team (2024)
- » NCAA Team Finals Competitor (2024: Rings, Parallel Bars; 2023: Rings, Parallel Bars)
- » NCAA Team Qualifiers Competitor (2024: Rings, Parallel Bars; 2023: Rings, Parallel Bars)
- » Individual Titles (Parallel Bars: 2/17/24)
- » Team Captain (2025)

## NATIONAL/INTERNATIONAL AWARDS

- » 2021 Junior Olympic National Championships (Rings: 1st Place; All-Around: 8th Place)
- » 2021 USA Championships (Floor, Pommel Horse: 4th Place; All-Around: 8th Place)

## ACADEMIC AWARDS

- » CGA All-America Scholar-Athlete (2024)
- » CSC Academic All-District (2024)
- » Academic All-Big Ten (2024)
- » Nebraska Scholar-Athlete Honor Roll (Fall 2022, 2023; Spring 2023; Spring 2024\*)
- » Tom Osborne Citizenship Team (2023, 2024)

## 2024 (SOPHOMORE)

Asher Cohen competed in every meet for the Huskers en route to his first All-America honor by placing sixth on rings at the NCAA Championships. His best score of the season came against Army and Greenville where he had a 14.10 on the parallel bars, and he also set a career best on rings with a 14.05 in the Huskers' against Illinois. Additionally, Cohen scored a 13.966 in the NCAA Qualifiers to put together an strong fourth-place finish.

Cohen was a CSC Academic All-American and member of the Academic All-Big Ten Team and was named to the Tom Osborne Citizenship Team.

## 2023 (FRESHMAN)

Cohen competed regularly for the Huskers on the rings and parallel bars. His season high and personal best on the parallel bars came at the NCAA Qualifiers, with a score of 14.166. Cohen also logged a high score of 13.85 on the rings in a meet against Michigan on Feb. 4, 2023.

Cohen excelled outside the gym, earning a spot on the Nebraska Scholar-Athlete Honor Roll, as well as the Tom Osborne Citizenship Team.

## BEFORE NEBRASKA

Cohen competed for 5280 Gymnastics under Coaches Vladimir and Sasha Artemev, and Irina Bendassova. The Lakewood, Colo. native competed at the 2021 USA Championships where he placed fourth on floor and pommel horse and 10th in the all-around competition. At the 2021 Junior Olympic National Championships, Cohen finished first on rings and eighth in the all-around competition.

## PERSONAL

Asher was born on Jan. 18, 2004, and is the son of Matt and Terri Cohen. He has two older brothers, Jacob and Duncan, and one younger sister, Chloe. Cohen's major is biological sciences.





# JACK CRITZ

JR. | 5-5 | FX, SR, V, PB, HB  
 HUNTINGTON BEACH, CALIFORNIA | SCATS GYMNASTICS



### SEASON HIGHS

Season	FX	PH	SR	V	PB	HB	AA
2023	--	--	--	--	--	--	--
2024	--	--	--	--	--	--	--
Career	--	--	--	--	--	--	--

### CAREER HONORS & AWARDS

- » 2021 Junior Olympic National Championships: All-Around, High Bar, Parallel Bars, Still Rings (1st Place); Vault (2nd Place)
- » Nebraska Scholar-Athlete Honor Roll (Fall 2022; Spring 2023; Spring 2024)
- » Tom Osborne Citizenship Team (2024)

### 2024 (SOPHOMORE)

Outside of the gym, Jack Critz was active in the community as he earned a spot on the 2024 Tom Osborne Citizenship Team.

### 2023 (FRESHMAN)

Critz excelled in the classroom, earning spots on the Nebraska Scholar-Athlete Honor Roll during the fall and spring semesters.

### BEFORE NEBRASKA

Critz competed for SCATS Gymnastics under Head Coach Grigor Chalikyan. The Huntington Beach, Calif., native competed in the 2022 Junior Olympic National Championships where he placed first in the all-around competition, still rings, parallel bars, and the horizontal bar. He also earned a second-place finish on vault.

### PERSONAL

Jack was born on April 24, 2004, and is the son of Timothy and Carla Critz. He has one older brother, Stefan, and a younger sister, Rachel. Jack is majoring in English and film studies.



# LUKE JAMES

JR. | 5-8 | ALL-AROUND  
 CAPE TOWN, SOUTH AFRICA | CITY OF BIRMINGHAM GYMNASTICS CLUB



### SEASON HIGHS

Season	FX	PH	SR	V	PB	HB	AA
2023	14.40	--	--	14.45	--	--	--
2024	14.60	--	--	14.75	--	--	--
Career	14.60	--	--	14.75	--	--	--

### CAREER HONORS & AWARDS

- » NCAA Team Finals Competitor: 2024 (Floor, Vault); 2023 (Floor, Vault)
- » NCAA Team Qualifiers Competitor: 2024 (Floor, Vault); 2023 (Floor, Vault)
- » Individual Title: 2024 (Floor 3/10/24, Vault 3/26/24)

### ACADEMIC AWARDS

- » CGA All-America Scholar-Athlete (2024)
- » Academic All-Big Ten (2024)
- » Arthur Ashe Jr. Sports Scholar (2024)
- » Nebraska Scholar-Athlete Honor Roll (Fall 2023; Spring 2023; Spring 2024)
- » Tom Osborne Citizenship Team (2023, 2024)

### 2024 (SOPHOMORE)

Luke James was a regular competitor for the Huskers on floor exercise and vault. James set a career best on floor exercise against Illinois with a 14.60 and on vault against Ohio State with a 14.75, taking home an individual title on both of these events.

Outside of the gym, James was a member of the Nebraska Scholar-Athlete Honor Roll and the Academic All-Big Ten team.

### 2023 (FRESHMAN)

James had a strong season, competing on both floor and vault for the Huskers. He set two career bests in a meet with Oklahoma and Simpson College, when he earned a 14.40 on the floor and a 14.45 on the vault. James went on to compete in the NCAA Qualifiers and the NCAA Championships.

James earned a spot on the Nebraska Scholar-Athlete Honor Roll, as well as the Tom Osborne Citizenship Team for his dedication to service in the Lincoln community.

### BEFORE NEBRASKA

James trained at the City of Birmingham Gymnastics Club under Head Coach Lee Woolls.

### PERSONAL

Luke was born on Aug. 12, 2002 and is the son of Chris and Mandy James. Luke has one older sister, Robyn. He is a mechanical engineering major.

Luke said he chose Nebraska because "because of the team environment, the coaching staff and the facilities."





# NATHAN YORK

JR. | 5-8 | ALL-AROUND  
PLAINFIELD, ILLINOIS | PREMIER WEST GYMNASTICS



### SEASON HIGHS

Season	FX	PH	SR	V	PB	HB	AA
2023	14.45	13.85	--	--	--	--	--
2024	14.00	14.35	--	--	--	--	--
Career	14.45	14.35	--	--	--	--	--

### CAREER HONORS & AWARDS

- » NCAA Team Finals Competitor (2024: Vault, Pommel Horse; 2023: Floor, Pommel Horse)
- » NCAA Team Qualifier Competitor (2024: Vault, Pommel Horse; 2023: Floor, Pommel Horse)
- » Big Ten Bronze Medalist (Floor; 4/16/23)
- » Second-Team All-Big Ten (2022)

### NATIONAL/INTERNATIONAL AWARDS

- » 2021 National Championships (Floor: 5th; Pommel Horse: 6th)
- » 2021 USA Championships (Pommel Horse: 3rd; All-Around, Horizontal Bar: 4th)
- » 2019 National Championships (Floor: 5th, Pommel Horse: 6th)

### 2024 (SOPHOMORE)

Nathan York competed in every competition for Nebraska and set a career best on the pommel horse with a 14.35 in NU's win over Illinois. He competed in the pommel horse and the floor exercise in the NCAA Qualifiers. York earned Second-Team All-Big Ten and was a Big Ten bronze medalist on floor exercise.

Outside of the gym, York was selected to the Academic All-Big Ten team and was a member of the Tom Osborne Citizenship Team.

### 2023 (FRESHMAN)

York was a regular competitor for the Huskers on the floor and pommel horse. He notched a career high of 14.45 on the floor at the Big Ten Championships, earning him a bronze medal. He was named second-team All-Big Ten. York went on to compete at the NCAA Championships, placing in the top 20 in both floor and pommel horse and helping the Huskers to a fifth-place national finish.

### BEFORE NEBRASKA

York competed for Premier West Gymnastics under Head Coach Dave Masciola. The Plainfield, Ill. native qualified for the 2021 USA Championships, finishing third on pommel horse and fourth on horizontal bar and in the all-around competition. At the 2021 National Championships, York earned fifth place on floor and sixth place on pommel horse. York was also named a 2020 Windy City Regional Team member.

### PERSONAL

Nathan was born on April 26, 2004, and is the son of Jeff and Christy York. He has three sisters, Brooklynn, Autumn, and Avery. York is a nutritional science and dietetics major.



# CHASE MONDI

SO | 5-9 | ALL-AROUND  
LAWRENCE, KANSAS | EMERALD CITY GYMNASTICS



### SEASON HIGHS

Season	FX	PH	SR	V	PB	HB	AA
2024	14.60	--	--	14.85	--	--	--
Career	14.60	--	--	14.85	--	--	--

### CAREER HONORS & AWARDS

- » NCAA Team Finals Competitor (2024: Floor, Vault)
- » NCAA Team Qualifiers Competitor (2024: Floor, Vault)
- » CGA Freshman of the Week (4/03/24)
- » Big Ten Freshman of the Week (2/12/24)

### ACADEMIC AWARDS

- » CGA All-America Scholar-Athlete (2024)
- » Nebraska Scholar-Athlete Honor Roll (Fall 2023; Spring 2024)
- » Tom Osborne Citizenship Team (2024)

### 2024 (FRESHMAN)

Chase Mondy had an impressive first season as a Husker. He was named both a CGA and Big Ten Freshman of the Week after the Huskers' meet against Michigan. Mondy competed on both vault and floor in his third appearance as an NCAA collegiate athlete. On the floor exercise, the Lawrence, Kan., native took second overall, tying his career-best score (13.90). On vault, Mondy took sixth (14.60) and helped the Huskers match the current team record for the vault set back in 2018 at 73.200. Mondy competed regularly during the season, setting personal bests on floor exercise with a 14.60 against Ohio State and a 14.85 on vault.

Outside of the gym, Mondy was a member of the Tom Osborne Citizenship Team.

### BEFORE NEBRASKA

Mondy competed for Emerald City Gymnastics under Head Coach Mike Thomas and Steve Glickley. Mondy was a 2021 National Champion on floor, a four-time Level 10 Kansas State Champion in the all-around, 2021 all-around regional champion, and a 2022 Elite Team Cup Champion on vault. Mondy also was a four-time Academic All-American, in addition to being a two-time Region Three Elite team member.





# ANTHONY KOPPIE

SO | 6-0 | FX, SR, V, PB, HB  
FAYETTEVILLE, GEORGIA | ROSWELL GYMNASTICS



### SEASON HIGHS

Season	FX	PH	SR	V	PB	HB	AA
2024	--	--	--	--	--	--	--
Career	--	--	--	--	--	--	--

### CAREER HONORS & AWARDS

- » Nebraska Scholar-Athlete Honor Roll (Fall 2023)
- » Tom Osborne Citizenship Team (2024)

### 2024 (FRESHMAN)

An all-rounder from Georgia, Anthony Koppie did not compete in any meets for Nebraska in 2024.

### BEFORE NEBRASKA

Koppie competed for Roswell Gymnastics under Head Coach Felipe Mendonça. The Fayetteville, Ga., native is a six-time national qualifier and competed in the 2022 U.S. Gymnastics Championships. As a two-time Junior Olympic national championship competitor, Koppie earned a sixth-place finish on vault in 2021. Koppie is a criminology and criminal justice major.



# ALEX NITACHE

SO | 5-10 | ALL-AROUND  
KNOXVILLE, TENNESSEE | GYMTEK ACADEMY



### SEASON HIGHS

Season	FX	PH	SR	V	PB	HB	AA
2024	--	--	--	14.85	12.85	--	--
Career	--	--	--	14.85	12.85	--	--

### CAREER HONORS & AWARDS

- » Individual Title (Vault; 2/3/24)
- » Nebraska Scholar-Athlete Honor Roll (Fall 2023)
- » Tom Osborne Citizenship Team (2024)

### 2024 (FRESHMAN)

In his first season with the Huskers, Alex Nitache competed in three events, taking home an individual title on vault in NU's victory over Penn State. Nitache put up his career bests one vault with a 14.85 and parallel bars with a 12.85.

Outside of the gym, Nitache was named to the Nebraska Scholar Athlete Honor Roll and Tom Osborne Citizenship team. Nitache is majoring in business administration.

### BEFORE NEBRASKA

Nitache competed for Gymtek Academy under Head Coach Matt Henry. A native of Knoxville, Tenn. Nitache qualified for the 2022 National U.S. Championships, where he finished second in the all-around and first on vault in the competition. Nitache was also a two-time national team member, along with a 2021 U.S. National Champion.





# MAX ODDEN

SO | 6-0 | ALL-AROUND  
SCOTTSDALE, ARIZONA | NORTH VALLEY GYMNASTICS



### SEASON HIGHS

Season	FX	PH	SR	V	PB	HB	AA
2024	--	--	--	--	--	13.85	--
Career	--	--	--	--	--	13.85	--

### CAREER HONORS & AWARDS

- » NCAA Team Finals Competitor (2024: High Bar)
- » NCAA Team Qualifiers Competitor (2024: High Bar)
- » Big Ten Freshman of the Week (3/11/24)

### ACADEMIC AWARDS

- » Nebraska Scholar-Athlete Honor Roll (Spring 2024)
- » Tom Osborne Citizenship Team (2024)

### 2024 (FRESHMAN)

Max Odden was a mainstay in the Husker high bar lineup. He was the Big Ten Freshman of the Week after his impressive performance in NU's victory over Illinois. Odden helped the Huskers reach their season-best team score and top the Fighting Illini, 416.550-406.050, as the freshman earned a first-place finish on high bar (13.85), setting a new personal-best record. He also saw action at the NCAA Qualifiers.

Outside of the gym, Odden was named to the Tom Osborne Citizenship Team. Odden is majoring in business administration.

### BEFORE NEBRASKA

Odden competed for North Valley Gymnastics under Head Coach Travis Rainer. A native of Scottsdale, Ariz., Odden competed in the 2022 U.S. Gymnastics Championships, where he notched a fifth-place finish on still rings. At the 2022 Elite Team Cup, Odden earned first-team honors. He also qualified for the 2022 Winter Cup in Frisco, Texas.



# COLE PARTRIDGE

SO | 5-7 | ALL-AROUND  
BOUNTIFUL, UTAH | USA GYMNASTICS WORLD



### SEASON HIGHS

Season	FX	PH	SR	V	PB	HB	AA
2024	--	--	--	--	14.20	14.10	--
Career	--	--	--	--	14.20	14.10	--

### CAREER HONORS & AWARDS

- » NCAA Team Finals Competitor (2024: Parallel Bars, High Bar)
- » NCAA Team Qualifiers Competitor (2024: Parallel Bars, High Bar)
- » CGA Rookie of the Week (1/24/24)

### ACADEMIC AWARDS

- » CGA All-America Scholar-Athlete (2024)
- » Nebraska Scholar-Athlete Honor Roll (Fall 2023; Spring 2024)
- » Tom Osborne Citizenship Team (2024)

### 2024 (FRESHMAN)

Cole Partridge competed in every meet for the Huskers and set a career best on Rocky Mountain Open on parallel bars (14.20) and the high bar (14.10). In his debut meet, he earned a top-three finish on two events to earn CGA Rookie-of-the-Week honors.

Outside of the gym, he was named to the Nebraska Scholar-Athlete Honor Roll and Tom Osborne Citizenship Team.

### BEFORE NEBRASKA

Partridge competed for USA Gymnastics World under Coach Adam Jacobs. A native of Bountiful, Utah., Partridge finished third on pommel horse and fifth in the all-around at the 2021 U.S. Gymnastics Championships. Partridge qualified for the 2022 Winter Cup and competed at the 2021 Men's Development Program National Championships, where he finished second on floor and third in the all-around.

Partridge is majoring in psychology.





# CADEN CLINTON

FR. | 5-6 | ALL-AROUND  
CYPRESS, TEXAS | CYPRESS ACADEMY OF GYMNASTICS



## CAREER HONORS & AWARDS

- » Six-Time U.S. National Champion (Cypress Academy of Gymnastics)
- » Four-Time U.S. National All-Around Champion
- » Three-time National Champion (pommel horse, still rings, parallel bars)
- » Seven-Time Junior National Team Member
- » 2024 Men's Development Program National Championships (1st, All-Around, Pommel Horse, High Bar; 2nd, Floor, Still Rings, Parallel Bars)
- » 2023 Winter Cup Participant (Junior Division) Parallel Bars (1st), Rings (2nd), High Bar (8th), All-Around (8th)

## BEFORE NEBRASKA

Caden Clinton competed with Cypress Academy of Gymnastics under Head Coach Tom Meadows in Cypress, Texas, where his father and former Huskers Grant Clinton also trained. The club is a six-time national champion and has three Olympians including a 2023 U.S. Championship winner and World team bronze medalist Asher Hong.

## PERSONAL

Caden is the son of Husker alumni, Lindsey and Grant Clinton and has a younger sister, Brielle. His father was a Husker gymnast in 1999 and after college, he was a two-time national finalist for American Ninja Warrior. His mother worked as a student intern at HuskerVision. Caden is majoring in business administration.

# NIK TARCA

FR. | 5-9 | ALL-AROUND  
KNOXVILLE, TENNESSEE | ABEKA ACADEMY



## CAREER HONORS & AWARDS

- » 2022 Men's Development Program National Championships
  - » Pommel Horse (5th), Parallel Bars (7th)
- » 2020 Elite Cup
  - » Team (6th)
- » Romanian National Team Member (2024)
- » Romanian National Championship (2024: 1st, Pommel Horse, 2nd Floor; 2023, 3rd, Vault; 2022: All-Around)

## BEFORE NEBRASKA

Nik Tarca competed at GymTek Academy under Head Coach Matt Henry and graduated from Abeka Academy in 2022. Tarca placed third at the Romgym trophy on vault. He competed at the 2023 and 2024 Senior European Championships and the 2023 Senior World Championships. Tarca was the Romanian National Champion on the pommel horse in 2022. Tarca was also the all-around National Champion in 2022.

## PERSONAL

The son of Adina Tarca, Nik is majoring in business administration.



# 2024 SEASON IN REVIEW

2024 BIG TEN REGULAR SEASON CHAMPIONS; 2024 ALL-AMERICANS



# 2024 REGULAR-SEASON MEET-BY-MEET RESULTS

## ROCKY MOUNTAIN OPEN » JAN. 20 » CADET WEST GYMNASIUM (COLORADO SPRINGS, COLO.)

Team	Total	FX	PH	SR	V	PB	HB
Oklahoma	420.350	71.15	71.20	67.85	70.95	70.55	69.65
Nebraska	409.600	67.55	68.65	66.85	71.15	67.90	67.50
Air Force	392.750	68.80	66.75	64.65	64.40	67.95	60.20

## NEBRASKA VS. PENN STATE » FEB. 3 » BOB DEVANEY SPORTS CENTER (LINCOLN, NEB.)

Team	Total	FX	PH	SR	V	PB	HB
Nebraska	406.800	68.35	64.75	67.65	72.85	64.10	69.10
Penn State	403.200	67.70	62.95	66.55	71.30	67.35	67.35

## NEBRASKA AT MICHIGAN » FEB. 10 » CLIFF KEEN ARENA (ANN ARBOR, MICH.)

Team	Total	FX	PH	SR	V	PB	HB
Michigan	407.700	66.55	63.60	68.45	72.65	68.65	67.80
Nebraska	398.850	67.30	63.85	65.10	73.20	64.70	64.70

## NEBRASKA VS. ARMY, GREENVILLE » FEB. 17 » BOB DEVANEY SPORTS CENTER (LINCOLN, NEB.)

Team	Total	FX	PH	SR	V	PB	HB
Nebraska	412.900	70.80	67.30	65.00	72.30	67.40	70.10
Army	393.550	67.10	66.30	62.45	71.45	62.45	63.80
Greenville	395.700	66.55	66.75	61.25	71.35	65.65	64.15

## NEBRASKA AT CALIFORNIA, STANFORD, AIR FORCE » MARCH 3 » HAAS PAVILLION (BERKELEY, CALIF.)

Team	Total	FX	PH	SR	V	PB	HB
Stanford	410.850	67.55	65.40	71.30	70.45	69.90	66.25
Nebraska	408.150	66.40	66.85	68.35	71.60	67.35	67.60
California	394.850	65.50	65.65	66.25	69.20	62.00	66.25
Air Force	386.800	63.90	65.00	64.75	67.15	63.90	62.10

## NEBRASKA VS. ILLINOIS » MARCH 10 » BOB DEVANEY SPORTS CENTER (LINCOLN, NEB.)

Team	Total	FX	PH	SR	V	PB	HB
Nebraska	416.550	70.40	71.50	69.35	72.15	69.45	63.70
Illinois	406.050	68.20	69.30	68.10	70.40	68.95	61.10

## NEBRASKA AT OHIO STATE » MARCH 26 » COVELLI CENTER (COLUMBUS, OHIO)

Team	Total	FX	PH	SR	V	PB	HB
Nebraska	418.200	71.20	71.70	68.75	71.70	65.70	69.15
Ohio State	414.150	70.15	69.10	66.55	72.50	68.55	67.30

## BIG TEN CHAMPIONSHIPS » APRIL 5-6 » STATE FARM CENTER (CHAMPAIGN, ILL.)

### VS. ILLINOIS, MICHIGAN, OHIO STATE & PENN STATE

Team	Total	FX	PH	SR	V	PB	HB
Michigan	418.100	68.95	66.35	69.85	73.30	71.05	68.60
Illinois	413.750	68.50	69.90	68.45	72.75	69.40	64.75
Nebraska	407.350	69.20	65.85	68.55	70.55	66.10	67.10
Ohio State	406.550	67.70	65.95	66.85	72.25	67.50	66.30
Penn State	404.050	66.95	64.15	68.25	70.50	67.90	66.30

## NCAA QUALIFIER » APRIL 19-20 » COVELLI CENTER (COLUMBUS, OHIO)

Team	Total	FX	PH	SR	V	PB	HB
Stanford	417.389	67.998	70.299	69.698	71.998	71.698	65.698
Nebraska	413.123	69.965	68.032	67.699	72.231	67.832	67.364
Illinois	410.461	69.732	68.800	67.199	71.799	67.466	65.465
California	407.158	66.966	66.998	67.332	71.564	68.566	65.732
Navy	396.290	67.166	64.131	65.132	70.631	66.098	63.132
Greenville	389.157	67.499	60.931	62.365	70.365	66.332	61.665

## NCAA CHAMPIONSHIPS » APRIL 19-20 » COVELLI CENTER (COLUMBUS, OHIO)

Team	Total	FX	PH	SR	V	PB	HB
Stanford	425.324	70.165	72.065	70.498	73.632	72.199	66.765
Michigan	419.689	70.832	68.532	70.065	71.965	71.965	66.664
Oklahoma	412.956	69.664	69.432	67.464	73.532	68.165	64.699
Nebraska	412.427	69.333	69.232	67.598	72.932	65.166	68.166
Illinois	411.659	69.699	67.499	67.165	72.065	67.465	67.766
Ohio State	399.122	66.665	66.832	65.631	68.431	65.865	65.698

# 2024 INDIVIDUAL MEET-BY-MEET RESULTS

## TAYLOR CHRISTOPULOS

Meet	FX	PH	SR	V	PB	HB	AA
at RMO	-	13.95	-	14.35	14.15	13.55	-
vs Penn State	-	12.95	-	14.70	13.00	-	-
at Michigan	-	-	-	-	-	-	-
vs Army/GU	14.75	13.20	-	14.85	-	-	-
vs Cal/AF/Stanford	14.00	13.20	-	14.40	13.65	-	-
vs Illinois	14.45	14.00	-	14.75	13.90	13.50	-
at Ohio State	14.05	13.95	-	14.50	13.35	14.05	-
Big Ten	14.50	12.55	13.45	14.60	14.00	14.00	83.10
Big Ten	13.30	-	-	14.65	13.625	14.125	-
NCAA	13.966	13.800	-	14.70	13.40	13.66	-
NCAA	14.50	13.40	-	15.00	12.033	13.90	81.933

## YANNI CHRONOPOULOS

Meet	FX	PH	SR	V	PB	HB	AA
at RMO	-	-	13.20	-	-	-	-
vs Penn State	-	13.60	13.00	-	-	-	-
at Michigan	-	12.00	13.70	-	-	-	-
vs Army/GU	-	14.00	-	13.50	-	14.20	-
vs Cal/AF/Stanford	-	13.05	-	-	-	-	-
vs Illinois	-	14.45	-	-	-	-	-
at Ohio State	-	14.55	-	-	-	-	-
Big Ten	-	12.90	-	-	-	-	-
Big Ten	-	-	-	-	-	-	-
NCAA	-	12.13	-	-	-	-	-
NCAA	-	13.90	-	-	-	-	-

## ASHER COHEN

Meet	FX	PH	SR	V	PB	HB	AA
at RMO	-	-	13.35	-	13.25	-	-
vs Penn State	-	-	13.90	-	13.40	-	-
at Michigan	-	-	12.40	-	13.00	-	-
vs Army/GU	-	-	12.85	-	14.10	-	-
vs Cal/AF/Stanford	-	-	13.80	-	13.55	-	-
vs Illinois	-	-	14.05	-	14.00	-	-
at Ohio State	-	-	13.95	-	13.10	-	-
Big Ten	-	-	13.95	-	12.60	-	-
Big Ten	-	-	13.975	-	-	-	-
NCAA	-	-	13.96	-	13.40	-	-
NCAA	-	-	13.96	-	13.33	-	-

## JACK CRITZ

Meet	FX	PH	SR	V	PB	HB	AA
at RMO	-	-	-	-	-	-	-
vs Penn State	-	-	-	-	-	-	-
at Michigan	-	-	-	-	-	-	-
vs Army/GU	-	-	-	-	-	-	-
vs Cal/AF/Stanford	-	-	-	-	-	-	-
vs Illinois	-	-	-	-	-	-	-
at Ohio State	-	-	-	-	-	-	-
Big Ten	-	-	-	-	-	-	-
Big Ten	-	-	-	-	-	-	-
NCAA	-	-	-	-	-	-	-
NCAA	-	-	-	-	-	-	-

## JAMES FRIEDMAN

Meet	FX	PH	SR	V	PB	HB	AA
at RMO	-	13.80	-	12.50	-	-	-
vs Penn State	-	12.90	-	-	-	-	-
at Michigan	-	-	-	-	-	-	-
vs Army/GU	13.20	13.10	-	13.00	-	-	-
vs Cal/AF/Stanford	-	12.90	13.15	-	13.50	-	-
vs Illinois	-	-	13.70	-	13.70	-	-
at Ohio State	-	-	13.60	-	13.60	-	-
Big Ten	-	-	13.55	-	12.95	-	-
Big Ten	-	-	-	-	-	-	-
NCAA	-	-	13.43	-	13.50	-	-
NCAA	-	-	13.46	-	13.40	-	-

## COOPER GILES

Meet	FX	PH	SR	V	PB	HB	AA
at RMO	-	13.95	-	-	-	-	-
vs Penn State	-	12.20	-	-	-	-	-
at Michigan	-	13.70	-	-	-	-	-
vs Army/GU	-	14.65	-	-	-	-	-
vs Cal/AF/Stanford	-	14.20	-	-	-	-	-
vs Illinois	-	14.40	-	-	-	-	-
at Ohio State	-	14.70	-	-	-	-	-
Big Ten	-	14.20	-	-	-	-	-
Big Ten	-	14.25	-	-	-	-	-
NCAA	-	14.53	-	-	-	-	-
NCAA	-	14.30	-	-	-	-	-

## CHRIS HISER

Meet	FX	PH	SR	V	PB	HB	AA
at RMO	13.20	-	13.75	-	-	-	-
vs Penn State	-	-	13.70	-	-	-	-
at Michigan	-	-	12.50	-	-	-	-
vs Army/GU	-	-	13.85	-	-	-	-
vs Cal/AF/Stanford	-	-	14.05	-	-	-	-
at Illinois	-	-	14.20	-	-	-	-
at Ohio State	-	-	13.50	-	-	-	-
Big Ten	-	-	13.50	-	-	-	-
Big Ten	-	-	-	-	-	-	-
NCAA	-	-	13.60	-	-	-	-
NCAA	-	-	13.86	-	-	-	-

## LUKE JAMES

Meet	FX	PH	SR	V	PB	HB	AA
at RMO	13.60	-	-	13.95	-	-	-
vs Penn State	13.85	-	-	14.45	-	-	-
at Michigan	13.65	-	-	14.15	-	-	-
vs Army/GU	14.05	-	-	14.35	-	-	-
vs Cal/AF/Stanford	13.75	-	-	14.45	-	-	-
vs Illinois	14.60	-	-	14.50	-	-	-
at Ohio State	13.55	-	-	14.75	-	-	-
Big Ten	13.80	-	-	14.25	-	-	-
Big Ten	14.05	-	-	-	-	-	-
NCAA	14.36	-	-	14.36	-	-	-
NCAA	14.10	-	-	14.30	-	-	-

## 2024 EVENT HIGHS

Event	Score	Gymnast
Floor	14.75	Sam Phillips/ Taylor Christopoulos
Pommel Horse	14.70	Cooper Giles
Still Rings	14.20	Chris Hiser
Vault	15.00	Taylor Christopoulos/Zac Tideman
Parallel Bars	14.40	Sam Phillips
High Bar	14.65	Zac Tideman
All-Around	83.10	Taylor Christopoulos

## 2024 TEAM BESTS

Event	Score
Team (at Ohio State)	418.200
Floor Exercise (at Ohio State)	71.20
Pommel Horse (at Ohio State)	71.70
Still Rings (vs. Illinois)	69.35
Vault (at Michigan)	73.20
Parallel Bars (vs. Illinois)	69.45
High Bar (vs. Army/GU)	70.10



# 2024 INDIVIDUAL MEET-BY-MEET RESULTS

## ANTHONY KOPPIE

Meet	FX	PH	SR	V	PB	HB	AA
at RMO	-	-	-	-	-	-	-
vs Penn State	-	-	-	-	-	-	-
at Michigan	-	-	-	-	-	-	-
vs Army/GU	-	-	-	-	-	-	-
vs Cal/AF/Stanford	-	-	-	-	-	-	-
vs Illinois	-	-	-	-	-	-	-
at Ohio State	-	-	-	-	-	-	-
Big Ten	-	-	-	-	-	-	-
Big Ten	-	-	-	-	-	-	-
NCAA	-	-	-	-	-	-	-
NCAA	-	-	-	-	-	-	-

## TOBY LIANG

Meet	FX	PH	SR	V	PB	HB	AA
at RMO	13.60	13.40	12.85	13.70	14.00	13.90	81.45
vs Penn State	14.00	-	-	-	12.70	13.65	-
at Michigan	13.65	-	-	-	13.25	13.40	-
vs Army/GU	14.05	-	-	-	13.70	-	-
vs Cal/AF/Stanford	-	-	-	-	-	13.35	-
vs Illinois	13.70	-	-	-	-	-	-
at Ohio State	14.25	-	-	-	-	-	-
Big Ten	13.45	-	-	-	-	-	-
Big Ten	-	-	-	-	-	-	-
NCAA	13.533	-	-	-	-	-	-
NCAA	13.333	-	-	-	-	-	-

## CHASE MONDI

Meet	FX	PH	SR	V	PB	HB	AA
at RMO	12.70	-	-	14.40	-	-	-
vs Penn State	13.90	-	-	14.70	-	-	-
at Michigan	13.90	-	-	14.60	-	-	-
vs Army/GU	13.80	-	-	14.85	-	-	-
vs Cal/AF/Stanford	13.15	-	-	14.35	-	-	-
vs Illinois	13.95	-	-	14.40	-	-	-
at Ohio State	14.60	-	-	14.35	-	-	-
Big Ten	13.85	-	-	14.45	-	-	-
Big Ten	13.10	-	-	14.375	-	-	-
NCAA	14.30	-	-	14.433	-	-	-
NCAA	13.60	-	-	14.766	-	-	-

## A.J. MORGAN

Meet	FX	PH	SR	V	PB	HB	AA
at RMO	-	-	12.50	-	-	-	-
vs Penn State	-	-	-	-	-	-	-
at Michigan	-	-	-	-	-	-	-
vs Army/GU	-	-	12.35	-	-	-	-
vs Cal/AF/Stanford	-	-	-	-	-	-	-
vs Illinois	-	-	-	-	-	-	-
at Ohio State	-	-	-	-	-	-	-
Big Ten	-	-	-	-	-	-	-
Big Ten	-	-	-	-	-	-	-
NCAA	-	-	-	-	-	-	-
NCAA	-	-	-	-	-	-	-

## ALEX NITACHE

Meet	FX	PH	SR	V	PB	HB	AA
at RMO	-	-	-	13.95	-	-	-
vs Penn State	-	-	-	14.85	12.85	-	-
at Michigan	-	-	-	14.75	-	-	-
vs Army/GU	-	-	-	-	-	-	-
vs Cal/AF/Stanford	-	-	-	-	-	-	-
vs Illinois	-	-	-	-	-	-	-
at Ohio State	-	-	-	-	-	-	-
Big Ten	-	-	-	-	-	-	-
Big Ten	-	-	-	-	-	-	-
NCAA	-	-	-	-	-	-	-
NCAA	-	-	-	-	-	-	-

## MAX ODDEN

Meet	FX	PH	SR	V	PB	HB	AA
at RMO	-	-	-	-	-	13.40	-
vs Penn State	-	-	-	-	-	13.65	-
at Michigan	-	-	-	-	-	12.30	-
vs Army/GU	-	-	-	-	-	13.30	-
vs Cal/AF/Stanford	-	-	-	-	-	-	-
vs Illinois	-	-	-	-	-	13.85	-
at Ohio State	-	-	-	-	-	13.75	-
Big Ten	-	-	-	-	-	13.70	-
Big Ten	-	-	-	-	-	13.375	-
NCAA	-	-	-	-	-	13.83	-
NCAA	-	-	-	-	-	13.43	-

## COLE PARTRIDGE

Meet	FX	PH	SR	V	PB	HB	AA
at RMO	-	-	-	-	14.20	14.10	-
vs Penn State	-	-	-	-	-	-	-
at Michigan	-	-	-	-	11.70	12.00	-
vs Army/GU	-	-	-	-	-	13.35	-
vs Cal/AF/Stanford	-	-	-	-	12.90	13.35	-
vs Illinois	-	-	-	-	13.45	13.10	-
at Ohio State	-	-	-	-	13.75	13.30	-
Big Ten	-	-	-	-	13.80	13.35	-
Big Ten	-	-	-	-	-	-	-
NCAA	-	-	-	-	13.76	13.53	-
NCAA	-	-	-	-	13.60	13.33	-

## JOEY PEPE

Meet	FX	PH	SR	V	PB	HB	AA
at RMO	13.25	11.70	11.45	12.40	13.50	12.65	74.95
vs Penn State	-	-	-	-	12.90	13.65	-
at Michigan	-	-	-	-	-	-	-
vs Army/GU	-	-	-	-	12.50	13.65	-
vs Cal/AF/Stanford	-	-	-	-	-	-	-
vs Illinois	-	-	-	-	-	-	-
at Ohio State	-	-	-	-	-	-	-
Big Ten	-	-	-	-	-	-	-
Big Ten	-	-	-	-	-	-	-
NCAA	-	-	-	-	-	-	-
NCAA	-	-	-	-	-	-	-

## SAM PHILLIPS

Meet	FX	PH	SR	V	PB	HB	AA
at RMO	14.05	11.00	13.05	13.75	13.80	12.70	78.35
vs Penn State	13.95	12.50	13.80	14.30	12.25	13.70	80.50
at Michigan	13.40	-	13.50	-	13.75	13.25	-
vs Army/GU	14.15	-	-	-	14.10	14.25	-
vs Cal/AF/Stanford	13.00	11.70	13.80	14.20	13.75	13.75	80.20
vs Illinois	13.70	13.05	13.80	14.20	14.40	11.50	80.65
at Ohio State	14.75	-	13.85	13.55	11.90	14.30	-
Big Ten	13.60	13.80	13.80	14.00	12.75	13.10	78.85
Big Ten	-	-	13.60	-	-	-	-
NCAA	13.80	-	13.70	-	13.76	12.96	-
NCAA	13.80	-	13.70	-	12.80	13.60	80.333

## ZAC TIDERMAN

Meet	FX	PH	SR	V	PB	HB	AA
at RMO	-	-	-	14.50	-	13.75	-
vs Penn State	-	-	-	14.55	-	14.45	-
at Michigan	-	-	-	15.00	-	13.75	-
vs Army/GU	-	-	-	14.75	-	14.65	-
vs Cal/AF/Stanford	-	-	-	14.20	-	13.85	-
at Illinois	-	-	-	14.30	-	11.75	-
at Ohio State	-	-	-	14.55	-	13.75	-
Big Ten	-	-	-	13.25	-	12.95	-
Big Ten	-	-	-	-	-	-	-
NCAA Qualifiers	-	-	-	14.66	-	13.36	-
NCAA Finals	-	-	-	14.80	-	13.90	-

# 2024 INDIVIDUAL MEET-BY-MEET RESULTS

## TRAVIS WONG

Meet	FX	PH	SR	V	PB	HB	AA
at RMO	-	13.95	13.50	-	-	-	-
vs Penn State	-	13.55	13.25	-	-	-	-
at Michigan	-	12.50	13.00	-	-	-	-
vs Army/GU	-	12.25	12.85	-	-	-	-
vs Cal/AF/Stanford	-	-	13.55	-	-	-	-
at Illinois	-	14.30	13.60	-	-	-	-
at Ohio State	-	14.20	13.85	-	-	-	-
Big Ten	-	12.60	13.75	-	-	-	-
Big Ten	-	-	-	-	-	-	-
NCAA	-	14.26	13.00	-	-	-	-
NCAA	-	13.96	12.60	-	-	-	-

## NATHAN YORK

Meet	FX	PH	SR	V	PB	HB	AA
at RMO	14.00	13.00	-	-	-	13.75	-
vs Penn State	12.65	12.50	-	-	-	14.45	-
at Michigan	12.70	12.70	-	-	-	13.75	-
vs Army/GU	-	-	-	-	-	14.65	-
vs Cal/AF/Stanford	12.50	13.50	-	-	-	13.85	-
at Illinois	-	14.35	-	-	-	11.75	-
at Ohio State	-	14.30	-	-	-	13.75	-
Big Ten	-	13.60	-	-	-	12.95	-
Big Ten	-	12.70	-	-	-	-	-
NCAA Qualifiers	-	13.30	-	14.06	-	13.36	-
NCAA Finals	-	13.66	-	14.06	-	13.90	-



Nathan York hit a career high on high bar of 14.65 at the tri-meet against Army and Greenville. York was a bronze medalist at the Big Ten Championships.



Luke James competes on vault in a tri-meet against Army and Greenville. James placed sixth on floor exercise at the Big Ten Championships.





# 2024 BIG TEN CHAMPIONSHIPS

BIG TEN CHAMPIONSHIPS » APRIL 5 » STATE FARM CENTER (CHAMPAIGN, ILL.)

VS. ILLINOIS, MICHIGAN, OHIO STATE & PENN STATE

Team	Total	FX	PH	SR	V	PB	HB
Michigan	418.100	68.50	69.90	68.45	72.75	69.40	64.75
Illinois	413.750	67.70	65.95	66.85	72.25	67.50	66.30
<b>Nebraska</b>	<b>407.350</b>	<b>69.20</b>	<b>65.85</b>	<b>68.55</b>	<b>70.55</b>	<b>66.10</b>	<b>67.10</b>
Ohio State	406.550	68.95	66.35	69.85	73.30	71.05	68.60
Penn State	404.050	66.95	64.15	68.25	70.50	67.90	66.30

BIG TEN CHAMPIONSHIP EVENT FINALS » APRIL 6 » STATE FARM CENTER (CHAMPAIGN, ILL.)

## FLOOR EXERCISE

Gymnast	Score
1T. Landon Blixt, Michigan	14.500
1T. Connor McCool, Illinois	14.500
3. Michael Artlip, Penn State	14.225
4. Josh Karnes, Penn State	14.175
5. Paul Juda, Michigan	14.150
<b>6. Luke James, Nebraska</b>	<b>14.050</b>
7. Tate Costa, Illinois	13.375
8. Taylor Christopulos, Nebraska	13.300
9. Chase Mond, Nebraska	13.100
10. Evan Manivong, Illinois	3.725

## VAULT

Gymnast	Score
1. Amari Sewell, Ohio State	14.825
2. Kameron Nelson, Ohio State	14.700
3. Paul Juda, Michigan	14.700
<b>4. Taylor Christopulos, Nebraska</b>	<b>14.625</b>
5. Preston Ngai, Illinois	14.625
6. Michael Artlip, Penn State	14.375
<b>7. Chase Mond, Nebraska</b>	<b>14.375</b>
8. Kazuki Hayashi, Ohio State	14.350
9. Matthew Underhill, Penn State	13.800
10. Landon Blixt, Michigan	13.650

## POMMEL HORSE

Gymnast	Score
1. Brandon Dang, Illinois	14.800
2. Parker Thackston, Ohio State	14.525
<b>3. Cooper Giles, Nebraska</b>	<b>14.250</b>
4. Preston Ngai, Illinois	13.575
5T. Will Hauke, Illinois	12.700
<b>5T. Nathan York, Nebraska</b>	<b>12.700</b>
7. Landon Blixt, Michigan	12.375
8. Paul Juda, Michigan	11.900
9. Connor Micklos, Illinois	11.350
10. Sebastian Ingersoll, Illinois	10.450

## PARALLEL BARS

Gymnast	Score
1. Crew Bold, Michigan	14.550
2. Evgeny Siminiuc, Michigan	14.500
3T. Michael Fletcher, Illinois	14.050
3T. Caden Spencer, Ohio State	14.050
5. Will Hauke, Illinois	13.900
6. Josh Karnes, Penn State	13.850
<b>7. Taylor Christopulos, Nebraska</b>	<b>13.625</b>
8. Kacper Garnczarek, Penn State	13.525
9. Jakob Murray, Ohio State	13.450
10. Michael Jaroh, Penn State	13.375

## STILL RINGS

Gymnast	Score
1. Ashton Anaya, Illinois	14.200
2. Rithik Puri, Michigan	14.125
3. Chris Read, Michigan	14.100
<b>4. Asher Cohen, Nebraska</b>	<b>13.975</b>
5. Akshay Puri, Michigan	13.825
6. Matthew Underhill, Penn State	13.775
7. Ethan Boder, Illinois	13.750
8. Logan Myers, Illinois	13.750
9. Kameron Nelson, Ohio State	13.725
<b>10. Sam Phillips, Nebraska</b>	<b>13.600</b>

## HORIZONTAL BAR

Gymnast	Score
1. Michael Jaroh, Penn State	14.325
2. Evgeny Siminiuc, Michigan	14.150
<b>3T. Taylor Christopulos, Nebraska</b>	<b>14.125</b>
3T. Crew Bold, Michigan	14.125
5. Kazuki Hayashi, Ohio State	14.000
6. Parker Thackston, Ohio State	13.775
7. Sebastian Ingersoll, Illinois	13.750
8. Robert Knoll, Michigan	13.500
9. Akseli Karsikas, Penn State	13.475
<b>10. Max Odden, Nebraska</b>	<b>13.375</b>



Taylor Christopulos placed second in the All-Around at the 2024 Big Ten Championships.

## APRIL 5, ALL-AROUND FINALS AT BIG TEN CHAMPIONSHIPS » STATE FARM CENTER

Gymnast	Total	FX	PH	SR	V	PB	HB
1. Fred Richard, Michigan	83.900	13.950	12.800	14.350	14.450	14.750	13.60
2. Taylor Christopulos, Nebraska	<b>83.100</b>	<b>14.500</b>	<b>12.550</b>	<b>13.450</b>	<b>14.600</b>	<b>14.000</b>	<b>14.00</b>
3. Josh Karnes, Penn State	83.000	14.000	13.500	13.300	14.000	15.100	13.100
4. Michael Jaroh, Penn State	80.350	13.050	12.600	13.750	13.050	14.100	13.800
5. Tate Costa, Illinois	79.950	13.750	12.800	13.000	13.700	13.900	12.800
6. Michael Artlip, Penn State	79.100	13.900	12.700	12.750	14.550	12.950	12.250
7. Sam Phillips, Nebraska	<b>78.850</b>	<b>13.600</b>	<b>11.600</b>	<b>13.800</b>	<b>14.000</b>	<b>12.750</b>	<b>13.100</b>

# 2024 NCAA CHAMPIONSHIPS - QUALIFIERS

## APRIL 19 AT NCAA QUALIFIERS (SESSION I) » COVELL CENTER (COLUMBUS, OHIO)

Team	Total	FX	PH	SR	V	PB	HB
1. Stanford	417.389	67.998	70.299	69.698	71.998	71.698	65.698
2. Nebraska	413.123	69.965	68.032	67.699	72.231	67.832	67.364
3. Illinois	410.461	69.732	68.800	67.199	71.799	67.466	65.465
4. California	407.158	66.966	66.998	67.332	71.564	68.566	65.732
5. Navy	396.290	67.166	64.131	65.132	70.631	66.098	63.132
6. Greenville	389.157	67.499	60.931	62.365	70.365	66.332	61.665

## APRIL 20 AT NCAA CHAMPIONSHIPS (SESSION II) » COVELL CENTER (COLUMBUS, OHIO)

Team	Total	FX	PH	SR	V	PB	HB
1. Stanford	425.324	70.165	72.065	70.498	73.632	72.199	66.765
2. Michigan	419.689	70.832	68.532	70.065	71.965	71.631	66.664
3. Oklahoma	412.956	69.664	69.432	67.464	73.532	68.165	64.699
4. Nebraska	412.956	69.333	69.232	67.598	72.932	65.166	68.166
5. Illinois	411.659	69.999	67.499	67.165	72.065	67.465	67.766
6. Ohio State	399.122	66.665	66.832	65.631	68.431	65.865	65.698

## NCAA CHAMPIONSHIPS - INDIVIDUAL EVENT PRELIMINARIES

(Qualifying teams plus the top-three finishers from team competition not on a qualifying team advance to finals. Results from top five and all Nebraska finishers shown.)

### SESSION I RESULTS ALL-AROUND

Gymnast	Score
1. Tate Costa, Illinois	81.999
2. Noah Newfield, California	80.698
3. Tyler Shimizu, California	78.965
4. Theodor Gadderud, California	78.265
5. Jaden Blank, Army	77.831

### FLOOR EXERCISE

Gymnast	Score
1. Connor McCool, Illinois	14.766
2. Luke James, Nebraska	14.366
3. Chase Mondri, Nebraska	14.300
4. Tate Costa, Illinois	14.133
5. Taylor Burkhart, Stanford	14.133
7. Taylor Christopoulos, Nebraska	13.966
11. Sam Phillips, Nebraska	13.800
16. Toby Liang, Nebraska	13.533

### POMMEL HORSE

Gymnast	Score
1. Brandon Dang, Illinois	15.000
2. Aidan Li, California	14.800
3. J.R. Chou, Stanford	14.733
4. Cooper Giles, Nebraska	14.533
5. Preston Ngai, Illinois	14.300
7. Travis Wong, Nebraska	14.266
11. Taylor Christopoulos, Nebraska	13.800
21. Nathan York, Nebraska	13.300
31. Yanni Chronopoulos, Nebraska	12.133

### STILL RINGS

Gymnast	Score
1. Asher Hong, Stanford	14.300
2. Mark Berlaga, Stanford	14.166
3. Ashton Anaya, Illinois	14.133
4. Asher Cohen, Nebraska	13.966
5. Arun Chhetri, Stanford	13.900
8. Sam Phillips, Nebraska	13.700
11. Chris Hiser, Nebraska	13.600
14. James Friedman, Nebraska	13.433
24. Travis Wong, Nebraska	13.000

### VAULT

Gymnast	Score
1. Khalen Curry, California	14.766
2T. Khoi Young, Stanford	14.700
2T. Taylor Christopoulos, Nebraska	14.700
4T. Colt Walker, Stanford	14.666
4T. Zac Tiderman, Nebraska	14.666
10T. Chase Mondri, Nebraska	14.433
13. Luke James, Nebraska	14.366
23. Nathan York, Nebraska	14.066

### PARALLEL BARS

Gymnast	Score
1. Asher Hong, Stanford	14.700
2. Khoi Young, Stanford	14.600
3. Taylor Burkhart, Stanford	14.466
4. Colt Walker, Stanford	14.466
5. Michael Fletcher, Illinois	14.100
12. Cole Partridge, Nebraska	13.766
14. Sam Phillips, Nebraska	13.766
18. James Friedman, Nebraska	13.500
20. Asher Cohen, Nebraska	13.400
21. Taylor Christopoulos, Nebraska	13.400

### HIGH BAR

Gymnast	Score
1. Ryan Vanichtheeranont, Illinois	13.966
2T. Max Odden, Nebraska	13.833
2T. Darren Wong, California	13.833
4. Tate Costa, Illinois	13.700
5. Taylor Christopoulos, Nebraska	13.666
7. Cole Partridge, Nebraska	13.533
10. Zac Tiderman, Nebraska	13.366
18. Sam Phillips, Nebraska	12.966

### SESSION II RESULTS ALL-AROUND

Gymnast	Score
1. Josh Karnes, Penn State	83.531
2. Erich Upton, Air Force	80.531
3. Michael Artlip, Penn State	80.297
4. Michael Jaroh, Penn State	80.032
5. Oliver Zavel, Air Force	79.564

### FLOOR

Gymnast	Score
1. Emre Dodanli, Oklahoma	14.866
2. Kameron Nelson, Ohio State	14.633
3. Paul Juda, Michigan	14.366
4. Chase Davenport-Mills, Ohio State	14.100
5. Erich Upton, Air Force	14.066

### POMMEL HORSE

Gymnast	Score
1. Patrick Hoopes, Air Force	15.266
2. Ignacio Yockers, Oklahoma	15.100
3. Parker Thackston, Ohio State	14.966
4. Fred Richard, Michigan	14.366
5. Sam Brown, Air Force	14.266

### STILL RINGS

Gymnast	Score
1. Javier Alfonso, Michigan	14.466
2. Rithik Puri, Michigan	14.266
3. Tas Hajdu, Oklahoma	13.900
4. Fred Richard, Michigan	13.733
5. Luke Esparo, Penn State	13.733

### VAULT

Gymnast	Score
1. Max Bereznev, Oklahoma	15.000
2. Paul Juda, Michigan	14.800
3T. Fuzzy Benas, Oklahoma	14.800
3T. Zach Snyder, Ohio State	14.800
5. David Wolma, Michigan	14.666

### PARALLEL BARS

Gymnast	Score
1. Evgeny Siminiuc, Michigan	14.700
2. Fred Richard, Michigan	14.666
3. Josh Karnes, Penn State	14.633
4. Fuzzy Benas, Oklahoma	14.466
5. Logan McKeown, Michigan	14.366

### HIGH BAR

Gymnast	Score
1. Fred Richard, Michigan	14.166
2. Paul Juda, Michigan	14.166
3. Michael Jaroh, Penn State	13.900
4. Kelton Christiansen, Oklahoma	13.900
5. Evgeny Siminiuc, Michigan	13.733



# 2024 NCAA CHAMPIONSHIPS - FINALS

NCAA FINALS » AT NCAA QUALIFIERS (SESSION II) » COVELLI CENTER (COLUMBUS, OHIO)

Team	Total	FX	PH	SR	V	PB	HB
1. Stanford	425.324	70.165	72.065	70.498	73.632	72.199	66.765
2. Michigan	419.689	70.832	68.532	70.065	71.965	71.631	66.664
3. Oklahoma	412.956	69.664	69.432	67.464	73.532	68.165	64.699
4. Nebraska	412.956	69.333	69.232	67.598	72.932	65.166	68.166
5. Illinois	411.659	69.699	67.499	67.165	72.065	67.465	67.766
6. Ohio State	399.122	66.665	66.832	65.631	68.431	65.865	65.698

## NCAA CHAMPIONSHIPS - INDIVIDUAL EVENT FINALS

(Results from top 10 and all Nebraska finishers shown. Top eight finishers in each event are All-Americans).

### ALL-AROUND

Gymnast	Score
1. Khoi Young, Stanford	86.098
2. Fred Richard, Michigan	83.999
3. Fuzzy Benas, Oklahoma	83.864
4. Paul Juda, Michigan	83.764
5. Josh Karnes, Penn State	83.664
6. Taylor Christopulos, Nebraska	81.933
7. Tate Costa, Illinois	80.966
8. Sam Phillips, Nebraska	80.333

### VAULT

Gymnast	Score
1. Asher Hong, Stanford	15.266
2. Paul Juda, Michigan	15.133
3. Khoi Young, Stanford	15.133
4. Taylor Christopulos, Nebraska	15.000
5. Max Bereznev, Oklahoma	14.966
6. Kazuki Hayashi, Ohio State	14.866
7. Zac Tiderman, Nebraska	14.800
8. Fuzzy Benas, Oklahoma	14.800
9. Chase Mondri, Nebraska	14.766
27. Sam Phillips, Nebraska	14.333
29. Luke James, Nebraska	14.300
33T. Nathan York, Nebraska	14.066

### FLOOR

Gymnast	Score
1. Paul Juda, Michigan	14.800
2. Taylor Christopulos, Nebraska	14.500
3. Connor McCool, Illinois	14.466
4. Landen Blixt, Michigan	14.433
5. Emre Dodanli, Oklahoma	14.433
6T. Nico Hamilton, Oklahoma	14.233
6T. Kameron Nelson, Ohio State	14.233
7T. Jeremy Bischoff, Stanford	14.200
7T. Chase Davenport-Mills, Ohio State	14.200
11. Luke James, Nebraska	14.100
26. Sam Phillips, Nebraska	13.800
32. Chase Mondri, Nebraska	13.600
35. Toby Liang, Nebraska	13.333

### PARALLEL BARS

Gymnast	Score
1. Asher Hong, Stanford	15.100
2. Khoi Young, Stanford	14.900
3. Josh Karnes, Penn State	14.666
4T. Fuzzy Benas, Oklahoma	14.566
4T. Crew Bold, Michigan	14.566
6. Colt Walker, Stanford	14.466
7. Evgeny Siminiuc, Michigan	14.433
22. Cole Partridge, Nebraska	13.600
28. James Friedman, Nebraska	13.400
32. Asher Cohen, Nebraska	13.333
36. Sam Phillips, Nebraska	12.800
43. Taylor Christopulos, Nebraska	12.033

### POMMEL HORSE


Gymnast	Score
1. Patrick Hoopes, Air Force	15.300
2. Khoi Young, Stanford	15.233
3. J.R. Chou, Stanford	14.500
4. Brandon Dang, Illinois	14.500
5. Peyton Cramer, Springfield	14.400
6. Cooper Giles, Nebraska	14.300
7T. Aidan Li, California	14.266
7T. Parker Thackston, Ohio State	14.266
18. Travis Wong, Nebraska	13.966
21. Yanni Chronopoulos, Nebraska	13.900
28. Nathan York, Nebraska	13.666
31. Taylor Christopulos, Nebraska	13.400
41. Sam Phillips, Nebraska	12.100

### HIGH BAR

Gymnast	Score
1. Tate Costa, Illinois	13.900
2T. Zachary Tiderman, Nebraska	13.900
2T. Taylor Christopulos, Nebraska	13.900
4. Crew Bold, Michigan	13.866
5. Caden Spencer, Ohio State	13.700
6T. Sebastian Ingersoll, Illinois	13.600
6T. Sam Phillips, Nebraska	13.600
6T. Brandon Nguyen, Stanford	13.600
12. Max Odden, Nebraska	13.433
18. Cole Partridge, Nebraska	13.333

### STILL RINGS

Gymnast	Score
1. Asher Hong, Stanford	14.966
2. Fred Richard, Michigan	14.400
3. Javier Alfonso, Michigan	14.333
4. Ashton Anaya, Illinois	14.166
5. Arun Chhetri, Stanford	13.966
6T. Asher Cohen, Nebraska	13.966
6T. Paul Juda, Michigan	13.966
8. Mark Berlaga, Stanford	13.933
10T. Chris Hiser, Nebraska	13.866
18. Sam Phillips, Nebraska	13.700
22T. James Friedman, Nebraska	13.466
36. Taylor Christopulos, Nebraska	13.100
43. Travis Wong, Nebraska	12.600



Senior Sam Phillips earned the most titles for the Huskers in the 2024 season. Phillips ended with four individual titles.

## 2024 EVENT TITLES

Gymnast	Event	Date
Sam Phillips	All-Around	2/03/24 (vs. Penn State)
Zac Tiderman	High Bar	2/03/24 (vs. Penn State)
Alex Nitache	Vault	2/03/24 (vs. Penn State)
Toby Liang	Floor	2/03/24 (vs. Penn State)
Taylor Christopulos	Floor	2/17/24 (vs. Army/GU)
Sam Phillips	Parallel Bars	2/17/24 (vs. Army/GU)
Cooper Giles	Pommel Horse	2/17/24 (vs. Army/GU)
Asher Cohen	Parallel Bars	2/17/24 (vs. Army/GU)
Chris Hiser	Rings	2/17/24 (vs. Army/GU)
Zac Tiderman	High Bar	2/17/24 (vs. Army/GU)
Cooper Giles	Pommel Horse	3/03/24 (at Cal/AF/Stanford)
Sam Phillips	All-Around	3/03/24 (at Cal/AF/Stanford)
Luke James	Floor	3/10/24 (vs. Illinois)
Sam Phillips	All-Around	3/10/24 (vs. Illinois)
Luke James	Vault	3/26/24 (at Ohio State)

# 2024 ALL-AMERICANS



## TAYLOR CHRISTOPULOS

Taylor Christophulos ended his senior season by earning All-America honors on floor, vault, high bar and all-around during the 2024 NCAA Championship Finals. Christophulos scored a 14.50 to finish second on floor exercise. He also earned a career-high 15.00 during the finals on vault to help Nebraska to a fourth-place finish in the NCAA Finals.



## ZAC TIDERMAN

Zac Tiderman ended his exceptional senior season by earning All-America honors on high bar and vault during the 2024 NCAA Championship Finals. Tiderman notched a score of 14.80 on vault to finish second. He also earned a 13.90 on high bar during the NCAA Finals to help Nebraska finish fourth overall.



## SAM PHILLIPS

Sam Phillips highlighted his senior season by earning All-America honors on high bar and all-around during the 2024 NCAA Championship Finals. Phillips notched a score of 13.600 on high bar to finish seventh. Phillips also earned an 80.333 All-Around score to help the Huskers.




## ASHER COHEN

Asher Cohen finished his sophomore season by earning All-America honors on rings during the 2024 NCAA Championship Finals. Cohen scored a 13.96 to complete a sixth-place finish.



## COOPER GILES

Cooper Giles capped off his strong senior season by earning All-America honors on pommel horse during the 2024 NCAA Championship Finals. Giles notched a score of 14.30 to finish sixth.







# HUSKER HISTORY

TOM SCHLESINGER: ALL-AMERICAN, OLYMPIAN & NISSEN-EMERY WINNER



# NEBRASKA ALL-TIME RESULTS

Note: Men's gymnastics meet-by-meet results are not available before 1964. Nebraska was in the Big Eight Conference from 1964 through 1994. NU was a member of the Mountain Pacific Sports Federation from 1995 through 2011. The Huskers joined the Big Ten in 2012. (H) denotes Nebraska home meets; (A) denotes all other meets not held in Lincoln, including all neutral sites. *Italicized* denote club teams and international teams who do not count toward overall record.

## 1964: RECORD 11-1

NU	Opponent	Result	Site
82.0	Fort Hays State	30.0	H
49.0	Denver	63.0	H
63.0	Iowa State	39.0	H
69.5	Mankato State	42.5	A
87.0	Bemidji	24.0	A
63.5	Minnesota	48.5	A
59.0	Colorado	53.0	A
72.0	Colorado State	40.0	A
203.5	Big Eight Champs. (1st)		A
	Iowa State	154.5	
	Colorado	129.0	
	Kansas	13.0	
	Kansas State	4.0	

## 1965: RECORD 9-4-1

NU	Opponent	Result	Site
96.0	Fort Hays State	40.0	A
83.0	Minnesota	37.0	H
93.0	Kansas State	25.0	H
78.5	Colorado State	39.5	H
33.0	Iowa State	87.0	A
88.5	Kansas	31.5	H
60.0	Colorado	60.0	A
72.5	Mankato State	47.5	H
71.0	Air Force	49.0	A
55.5	UCLA	64.5	A
112.0	Big Eight	(3rd)	A
	Iowa State	178.5	
	Colorado	126.0	
	Kansas	30.5	
	Kansas State	3.0	

## 1966: RECORD 6-9

NU	Opponent	Result	Site
155.10	Fort Hays State	143.70	H
145.05	Kansas State	96.70	A
157.15	Mankato State	175.65	A
152.50	Minnesota	165.50	A
150.45	Wichita State	130.70	H
165.00	Iowa State	189.55	H
165.00	Oklahoma	118.25	H
	Air Force	168.55	H
152.15	Colorado	161.90	H
165.00	Kansas	173.05	A
145.85	Big Eight	(4th)	A
	Iowa State	186.55	
	Colorado	175.25	
	Kansas	165.40	
	Oklahoma	99.80	
	Kansas State	92.50	

## 1967: RECORD 9-8

NU	Opponent	Result	Site
162.60	Fort Hays State	150.95	A
162.60	Central Missouri St.	133.50	A
149.95	Oklahoma	143.65	A
172.55	Wichita State	161.15	A
168.20	Minnesota	169.70	H
164.35	Denver	172.55	H
164.40	Iowa State	189.35	A
173.45	Kansas State	141.55	H
162.85	Colorado	167.10	A
162.00	Air Force	166.40	A
172.00	Kansas	164.15	H
169.85	Mankato State	166.60	H
162.90	Big Eight	(4th)	H
	Iowa State	187.45	
	Colorado	172.80	
	Kansas	166.10	
	Oklahoma	143.00	
	Kansas State	138.60	

## 1968: RECORD 8-7

NU	Opponent	Result	Site
165.05	Air Force	158.90	H
153.65	Fort Hays State	130.40	H
157.90	Iowa	186.80	A
157.90	Minnesota	176.70	A

161.65	Iowa State	173.30	H
169.40	Kansas State	162.65	A
171.05	Kansas	175.05	H
177.95	Kansas	178.40	A
168.90	Wichita State	122.40	H
168.85	Oklahoma	175.85	H
158.20	Big Eight	(5th)	A
	Colorado	178.85	
	Iowa State	177.05	
	Oklahoma	175.60	
	Kansas	169.40	
	Kansas State	154.00	

## 1969: RECORD 2-12

NU	Opponent	Result	Site
135.10	Oklahoma	152.825	A
140.475	Wichita State	131.940	A
136.35	Iowa State	160.100	A
139.725	Kansas State	141.850	H
138.95	Minnesota	140.975	H
137.05	Kansas	148.200	H
133.02	Colorado	149.600	A
137.15	Air Force	147.400	A
134.425	Mankato State	132.475	H
137.20	Big Eight	(6th)	A
	Iowa State	161.825	
	Oklahoma	149.725	
	Kansas	149.075	
	Colorado	148.475	
	Kansas State	147.350	

## 1970: RECORD 5-8

NU	Opponent	Result	Site
120.95	Mankato State	109.45	H
135.80	Colorado	126.85	H
125.20	Iowa State	161.15	H
146.15	Kansas State	137.30	A
139.10	Oklahoma	151.15	H
128.50	Minnesota	154.05	A
142.20	Kansas	158.50	A
140.44	Western Michigan	137.00	H
138.10	Big Eight	(5th)	A
	Iowa State	166.55	
	Kansas State	159.05	
	Kansas	156.15	
	Oklahoma	153.45	
	Colorado	115.45	



The 1982 Huskers posted a perfect 39-0 record on the year as their way to a fourth consecutive NCAA title.



# NEBRASKA ALL-TIME RESULTS

## 1971: RECORD 3-7

NU	Opponent	Result	Site
143.90	Iowa State	154.20	A
155.95	Kansas State	153.30	H
145.35	Kansas	153.60	H
138.95	Colorado	122.05	A
138.95	Utah	144.00	A
262.00	Big Eight (5th)		
	Iowa State	316.95	
	Oklahoma	291.80	
	Kansas	283.15	
	Kansas State	273.00	
	Colorado	136.10	

## 1972: RECORD 5-8

NU	Opponent	Result	Site
142.00	Kansas	138.00	A
142.00	Southern Illinois	147.00	A
144.65	Kansas State	152.05	A
153.75	Iowa State	160.20	H
152.45	Colorado	122.95	H
148.30	Oklahoma	154.10	H
148.75	Iowa	160.00	H
148.30	Northern Iowa	106.30	H
292.40	Big Eight (4th)		
	Iowa State	377.05	
	Oklahoma	299.45	
	Kansas State	293.20	
	Kansas	279.65	
	Colorado	203.10	

## 1973: RECORD 7-4

NU	Opponent	Result	Site
146.90	Colorado	133.95	A
153.20	Iowa State	167.50	A
153.80	Kansas State	135.55	H
156.30	Kansas	133.50	H
157.10	Oklahoma	162.70	A
156.95	Iowa	160.85	A
313.45	Big Eight (2nd)		H
	Iowa State	330.35	
	Oklahoma	307.35	
	Kansas State	274.85	
	Kansas	273.10	
	Colorado	223.50	

## 1974: RECORD 6-4

NU	Opponent	Result	Site
154.90	Colorado	144.95	H
156.25	Iowa State	165.35	H
153.10	Kansas State	101.15	A
161.60	Kansas	158.35	A
157.80	Oklahoma	161.85	A
303.45	Big Eight (3rd)		A
	Iowa State	325.05	
	Oklahoma	312.75	
	Colorado	303.45	
	Kansas	273.25	
	Kansas State	129.00	

## 1975: RECORD 11-8

NU	Opponent	Result	Site
212.15	Iowa State	215.15	H
203.50	Colorado	204.45	A
210.90	Iowa State	215.80	A
216.15	Kansas State	131.55	H
214.00	Kansas	189.70	H
221.15	Southern Illinois	220.25	H
221.70	Oklahoma	210.55	H
413.60	Big Eight (2nd)		A
	Iowa State	422.85	
	Colorado	390.10	
	Oklahoma	387.35	
	Kansas	338.90	
	Kansas State	157.90	
424.40	NCAA Champs (5th)		A
	California	434.30	
	Louisiana State	430.80	
	Southern Illinois	428.20	
	Indiana State	425.85	
	Michigan	423.50	
	Iowa State	423.50	
	Arizona State	418.15	

## 1976: RECORD 12-6

NU	Opponent	Result	Site
207.600	Iowa State	214.000	A
211.900	Colorado	200.550	H
211.900	Iowa	193.450	H
209.150	Louisiana State	210.550	A
212.150	Iowa State	211.050	H
207.750	Southern Illinois	209.350	A
206.750	Kansas	183.800	A
419.000	Big Eight (1st)		A
	Iowa State	411.200	
	Oklahoma	100.050	
	Colorado	385.200	
	Kansas	264.150	
421.050	NCAA Prelims (4th)		A
	Penn State	429.050	
	California	422.800	
	Louisiana State	422.350	
	Minnesota	407.600	
	Arizona State	402.750	
	Temple	395.600	
	Cal State Fullerton	389.500	
	Final Team Finish (4th)		

## 1977: RECORD 37-19

NU	Opponent	Result	Site
210.15	Iowa State	210.90	H
393.20	Big Eight Invite (3rd)		H
	Iowa State	425.15	
	Oklahoma	396.85	
	Kansas	368.05	
	Colorado	NTF	
397.60	Windy City Invite (7th)		A
	Iowa State	422.45	
	Minnesota	413.050	
	Northern Illinois	409.250	
	Illinois	409.200	
	Indiana State	401.950	
	Southern Illinois	401.850	
	Illinois State	384.800	
	UIC	374.000	
	Michigan	370.150	
	UW-Oshkosh	362.700	
	Indiana	358.250	
	Iowa	337.850	
	UW-LaCrosse	258.900	
209.35	UIC	195.35	A
301.200	Ball State Classic (5th)		A
	Southern Illinois	309.550	
	Indiana State	308.300	
	Penn State	303.800	
	Illinois	302.650	
	Minnesota	291.000	
	Ball State	288.650	
	Illinois State	279.250	
	Michigan State	264.450	
	Michigan	254.550	
	Western Michigan	237.150	
	Northern Illinois	185.000	
	Iowa	181.500	
412.250	Rocky Mt. Open (2nd)		A
	Iowa State	419.650	
	Arizona State	401.200	
	Odessa	367.450	
	Air Force	343.150	
	Colorado	342.000	
	Houston Baptist	328.250	
	Colorado State	242.450	
	Cal State Fullerton		
	Montana		
	New Mexico		
	Northern Colorado		
	Oklahoma		
209.05	Southern Illinois	207.60	A
211.15	Colorado	196.45	A
210.00	Iowa State	217.50	A
205.50	Iowa Quadrangle (1st)		A
	Minnesota	203.70	
	Illinois State	195.40	
	Iowa	188.95	
214.30	Kansas	190.15	H
211.10	Oklahoma	213.40	H
	Louisiana State	212.75	
425.20	Big Eight Champs (3rd)		A

Oklahoma	427.55
Iowa State	426.90
Colorado	374.90
Kansas	299.55

## 1978: RECORD 31-14\*

\*does not include Rocky Mountain Open, as opponent information from that event is not available.

NU	Opponent	Result	Site
200.350	Iowa State	212.440	A
436.350	Big Eight Invite (1st)		A
	Iowa State	427.600	
	Oklahoma	421.600	
	Southern Illinois	417.700	
	Kansas	381.050	
	Colorado	369.950	
424.800	Windy City Invite (3rd)		A
	Indiana State	428.150	
	Iowa State	425.300	
	Southern Illinois	424.750	
	Northern Illinois	416.450	
	UIC	411.650	
	Minnesota	408.850	
	Illinois	404.950	
	Michigan	395.000	
	Houston Baptist	386.650	
	Illinois State	378.950	
	Iowa	370.350	
	Ball State	367.000	
	Indiana	349.100	
205.750	UIC	206.150	A
301.200	Ball State Classic (5th)		A
	Southern Illinois	309.550	
	Indiana State	308.300	
	Penn State	303.800	
	Illinois	302.650	
	Minnesota	291.000	
	Ball State	288.650	
	Illinois State	279.250	
	UIC	270.900	
	Michigan State	264.450	
	Indiana	260.350	
	Michigan	254.550	
	Western Michigan	237.150	
	Northern Illinois	185.000	
	Iowa	181.500	
397.700	Rocky Mt. Open (3rd)		A
206.950	Colorado	197.00	H
209.150	Iowa State	215.35	H
211.950	Iowa	189.00	H
209.700	Kansas	206.90	A
207.800	Oklahoma	218.85	A
212.550	Southern Illinois	214.50	A
211.650	Louisiana State	215.65	A
415.350	Big Eight Champs (3rd)		A
	Oklahoma	434.90	
	Iowa State	434.65	
	Colorado	398.60	
	Kansas	391.95	
436.350	Big Eight Invite (1st)		A
	Iowa State	427.600	
	Oklahoma	421.600	
	Southern Illinois	417.700	
	Kansas	381.050	
	Colorado	369.950	
424.800	Windy City Invite (3rd)		A
	Indiana State	428.150	
	Iowa State	425.300	
	Southern Illinois	424.750	
	Northern Illinois	416.450	
	UIC	411.650	
	Minnesota	408.850	
	Illinois	404.950	
	Michigan	395.000	
	Houston Baptist	386.650	
	Illinois State	378.950	
	Iowa	370.250	
	Ball State	367.000	
	Indiana	349.000	
309.350	Ball State Classic (3rd)		A
	Southern Illinois	317.750	

## 1979: RECORD 66-6

NU	Opponent	Result	Site
436.350	Big Eight Invite (1st)		A
	Iowa State	427.600	
	Oklahoma	421.600	
	Southern Illinois	417.700	
	Kansas	381.050	
	Colorado	369.950	
424.800	Windy City Invite (3rd)		A
	Indiana State	428.150	
	Iowa State	425.300	
	Southern Illinois	424.750	
	Northern Illinois	416.450	
	UIC	411.650	
	Minnesota	408.850	
	Illinois	404.950	
	Michigan	395.000	
	Houston Baptist	386.650	
	Illinois State	378.950	
	Iowa	370.250	
	Ball State	367.000	
	Indiana	349.000	
309.350	Ball State Classic (3rd)		A
	Southern Illinois	317.750	

# NEBRASKA ALL-TIME RESULTS



The 1990 Huskers captured the NCAA title at the University of Minnesota. The title was Nebraska's second in three years and capped a stretch of six straight top two finishes.

Indiana State	311.350	
Oklahoma	301.950	
UIC	300.950	
Houston Baptist	298.000	
Minnesota	297.700	
Iowa	293.050	
Ohio State	291.500	
Michigan	289.350	
Ball State	285.900	
Illinois State	281.100	
Michigan State	275.200	
Western Michigan	266.550	
Indiana	233.250	
432.900.....Rocky Mt. Open... (1st).....A		
Iowa State	421.800	
Arizona State	419.850	
Houston Baptist	392.050	
Colorado	389.700	
Ohio State	386.950	
Iowa	370.450	
Kansas	370.100	
Colorado State	368.100	
Air Force	366.900	
Northern Colorado	226.450	
217.200.....Colorado	209.550	A
220.900.....Oklahoma	219.950	A
Iowa State	218.350	
221.400.....Kansas	199.150	H
222.050.....Oklahoma	217.700	H
217.700.....Southern Illinois	213.400	H
276.200.....Louisiana State	269.700	H
439.850.....Big Eight Champs. (2nd).....A		
Oklahoma	443.200	
Iowa State	434.500	
Colorado	397.800	
Kansas	387.800	
440.200.....NCAA Regionals (1st).....A		
Oklahoma	438.300	
Iowa State	430.250	
BYU	425.150	
Colorado	411.650	
New Mexico	405.650	
Houston Baptist	402.150	
Iowa	394.850	
Air Force	393.000	
Colorado State	388.550	
446.000.....NCAA Prelims (2nd).....A		
Oklahoma	446.150	
Indiana State	437.650	
Oregon	436.800	
Southern Conn. St.	432.450	
Penn State	431.800	
Arizona State	429.250	
Minnesota	427.300	
448.275.....NCAA Finals (1st).....A		
Oklahoma	446.625	
Indiana State	441.300	

## 1980: RECORD 37-3

NU	Opponent	Result	Site
263.60	Big Eight Invite	(2nd)	A
	Iowa State	269.30	
	Oklahoma	259.95	
	Colorado		
	Kansas		
	Southern Illinois		
269.60	Windy City Invite	(2nd)	A
	Iowa State	273.400	
	UIC	257.550	
	Indiana State	256.750	
	Minnesota	255.200	
	Southern Illinois		
	Northern Illinois		
	Minnesota		
	Illinois		
	Michigan		
	Houston Baptist		
	Illinois State		
	Iowa		
	UW-Oshkosh		
272.50	Colorado	247.15	H
275.70	Iowa State	273.40	H
	Oklahoma	269.30	
274.70	Kansas	195.40	A
278.90	Oklahoma	276.95	A
278.30	Southern Conn. St.	279.70	A
276.20	Louisiana State	269.70	A
279.55	Big Eight Champs (1st)		
	Iowa State	278.90	
	Oklahoma	275.00	
	Colorado	275.00	
	Kansas	230.50	
281.225	NCAA Prelims (1st)		H
	Iowa State	277.250	
	Oregon	275.000	
	Oklahoma	274.200	
	Southern Conn. St.	273.457	
	UCLA	271.450	
	Arizona State	269.575	
	Penn State	267.100	
	Louisiana State	266.400	
	UIC	266.000	
563.30	NCAA Finals (1st)		H
	Iowa State	557.650	
	Oregon	553.450	

## 1981: RECORD 15-2\*

\*Does not include Windy City Invite or the Husky Classic, as opponent information from these competitions are unavailable.

NU	Opponent	Result	Site
550.30	Big Eight Invite	(1st)	H
	Oklahoma		
	Iowa State		
538.40	Windy City Invite	(2nd)	A
282.88	Japan Nationals	283.85	H
170.50	Husky Classic	(1st)	A
277.35	Iowa State	280.55	A
278.00	Arizona State	274.45	A
279.50	Louisiana State	265.85	H
	Southern Illinois	265.10	
280.25	Oklahoma	273.00	H
554.70	Big Eight Champs (2nd)		A
	Oklahoma	558.65	
	Iowa State	540.90	
566.450	NCAA Prelims (1st)		H
	Oklahoma	562.050	
	UCLA	559.700	
	Iowa State	556.600	
	Oregon	543.250	
	Penn State	533.900	
	Arizona State	531.450	
	Illinois	529.800	
	Ohio State	529.800	
	Cal State Fullerton	499.710	
284.600	NCAA Finals (1st)		H
	Oklahoma	281.950	
	UCLA	280.500	

## 1982: RECORD 39-0

NU	Opponent	Result	Site
281.05	Big Eight Invite	(1st)	H
	Iowa State	265.600	

Northern Illinois	262.450		
Southern Illinois	257.700		
Oklahoma	255.350		
276.35	Windy City Invite (1st)	A	
	Southern Illinois	266.550	
	Ohio State	265.500	
	Oklahoma	264.650	
	Iowa State	264.350	
	Penn State	264.000	
	Illinois	262.650	
	Michigan	262.550	
	Iowa	261.950	
	Southern Illinois	249.500	
	UIC	249.050	
	Minnesota	242.600	
283.90	Japan All-Stars	283.40	H
274.85	Iowa State	274.55	A
	Oklahoma	267.25	
284.50	UCLA Invite	(1st)	A
	UCLA	278.50	
	Minnesota		
	New Mexico		
	Arizona State		
	Louisiana State		
280.40	Oklahoma	275.05	A
	Iowa State	273.80	
283.90	UCLA	277.50	H
278.10	Southern Illinois	266.10	A
281.05	Big Eight Champs (1st)		H
	Iowa State	276.50	
	Oklahoma	272.75	
286.45	NCAA Prelims (1st)		H
	UCLA	(2nd)	
	Penn State	(3rd)	
	Iowa State	(4th)	
	Ohio State	(5th)	
	Arizona State		
	California		
	Houston Baptist		
	Minnesota		
	Northern Illinois		
286.45	NCAA Finals (1st)		H
	UCLA	281.800	
	Penn State	275.650	

## 1983: RECORD 45-0

NU	Opponent	Result	Site
280.95	Big Eight Invite	(1st)	H
	Oklahoma	272.850	
	Iowa State	271.300	
	Southern Illinois	266.850	
	Northern Illinois	263.850	
276.85	Windy City Invite	(1st)	A
	Iowa State	273.500	
	Minnesota	271.000	
	Oklahoma	270.900	
	Illinois	268.850	
	Northern Illinois	267.650	
	Southern Illinois	266.950	
	Iowa	265.100	
	Ohio State	265.050	
	UIC	259.300	
	Michigan	258.150	
	Penn State	249.150	
289.60	USSR	286.65	H
	Japan	283.05	
276.30	Iowa State	278.90	A
	Oklahoma	277.95	
	Arizona State	275.80	
279.60	Ohio State	275.70	A
	Michigan	270.50	
282.45	Penn State	280.05	A
280.85	Louisiana State	276.75	A
282.80	UCLA Invite	(2nd)	A
	UCLA	283.200	
	Southern Illinois	278.800	
	Louisiana State	277.300	
	New Mexico	273.450	
	Minnesota	273.350	
	Michigan	239.800	
282.05	Oklahoma	274.90	H
	Iowa State	274.90	
279.50	Southern Illinois	273.75	H
285.45	UCLA	281.25	H
282.20	Big Eight Champs (1st)		A



# NEBRASKA ALL-TIME RESULTS

283.000.....	Iowa State .....	278.85
	Oklahoma .....	271.45
	NCAA Prelims (1st) .....	A
	UCLA .....	281.400
	Penn State .....	279.450
	Iowa State .....	277.650
	Ohio State .....	277.550
	Illinois .....	277.100
	Oklahoma .....	276.600
	Northern Illinois .....	276.250
	Southern Illinois .....	275.950
	Arizona State .....	274.500
287.800.....	NCAA Finals (1st) .....	A
	UCLA .....	283.900
	Penn State .....	283.700

**1984: RECORD 31-10**

NU.....	Opponent .....	Result.....	Site
278.55.....	Big Eight Invite (1st) .....	H	
	Southern Illinois .....	273.500	
	Iowa State .....	270.000	
	Iowa .....	264.150	
	Oklahoma .....	263.650	
	Northern Illinois .....	258.350	
276.20.....	Windy City Invite (1st) .....	A	
	Iowa State .....	273.300	
	Ohio State .....	271.650	
	Southern Illinois .....	270.300	
	Iowa .....	268.100	
	Oklahoma .....	267.800	
	Louisiana State .....	267.400	
	Northern Illinois .....	264.850	
	UIC .....	264.250	
	Illinois .....	264.150	
	Minnesota .....	263.950	
	Michigan .....	252.950	
285.20.....	Japan All-Stars .....	H	
274.25.....	Iowa State .....	H	
	Oklahoma .....	H	
278.85.....	Penn State .....	H	
	Ohio State .....	274.75	
	Louisiana State .....	270.30	
276.15.....	UCLA Invite .....	A	
	UCLA .....	282.850	
	Illinois .....	272.700	
	Minnesota .....	274.400	
	Louisiana State .....	273.050	
	New Mexico .....	272.300	
	Arizona State .....	268.450	
278.30.....	Oklahoma .....	A	
	Iowa State .....	276.30	
278.05.....	Southern Illinois .....	A	
281.60.....	UCLA .....	H	
279.55.....	Big Eight Champs (2nd) .....	A	
	Oklahoma .....	279.65	
	Iowa State .....	276.35	
277.65.....	NCAA Prelims (5th) .....	A	
	UCLA .....	285.050	
	Penn State .....	279.900	
	Ohio State .....	279.800	
	Iowa State .....	278.850	
	Oklahoma .....	277.300	
	Southern Illinois .....	276.400	
	Iowa .....	275.500	
	Minnesota .....	274.850	

**1985: RECORD 41-5**

NU.....	Opponent .....	Result.....	Site
276.150.....	Big Eight Invite (1st) .....	H	
	Iowa State .....	264.950	
	Iowa .....	269.900	
	Northern Illinois .....	257.500	
	Illinois .....	269.200	
	Southern Illinois .....	270.900	
	Oklahoma .....	266.400	
276.000.....	Windy City Invite (2nd) .....	A	
	Ohio State .....	277.200	
	Southern Illinois .....	272.500	
	Iowa .....	271.950	
	Illinois .....	269.700	
	Minnesota .....	269.400	
	Iowa State .....	269.400	
	Oklahoma .....	269.300	
	Indiana State .....	263.450	
	UIC .....	251.800	

276.750.....	Northern Illinois .....	248.300
	Michigan .....	247.800
	Oklahoma .....	274.900
	Iowa State .....	274.500
280.750.....	Penn State .....	A
279.300.....	Oklahoma .....	A
	Iowa State .....	275.200
279.750.....	Titan Invite (1st) .....	A
	Cal State Fullerton .....	277.900
	New Mexico .....	277.450
	Minnesota .....	275.800
	Stanford .....	274.800
	Illinois .....	273.650
281.600.....	UCLA Invite (2nd) .....	A
	UCLA .....	282.350
	Arizona State .....	280.900
	New Mexico .....	279.700
	Minnesota .....	278.750
	Illinois .....	274.850
282.150.....	Southern Illinois .....	H
284.900.....	Big Eight Champs (1st) .....	H
	Oklahoma .....	279.900
	Iowa State .....	275.750
285.350.....	NCAA Prelims (2nd) .....	H
	Penn State .....	286.550
	Ohio State .....	284.050
	Arizona State .....	284.000
	UCLA .....	282.750
	Iowa .....	280.000
	Stanford .....	279.900
	Oklahoma .....	278.900
	Cal State Fullerton .....	277.850
	Southern Illinois .....	277.550
284.550.....	NCAA Finals (2nd) .....	H
	Ohio State .....	285.350
	Penn State .....	283.050

**1986: RECORD 21-3\***

*\*Does not include Windy City Invite, Titan Invite, UCLA Invite or the Southwest Cup, as opponenet information from these competitions is not available.*

NU.....	Opponent .....	Result.....	Site
265.30.....	Big Eight Invite (2nd) .....	H	
	Southern Illinois .....	266.150	
	Iowa .....	265.400	
	Oklahoma .....	262.150	
	Iowa State .....	259.300	
263.80.....	Windy City Invite (5th) .....	A	
278.60.....	Oklahoma .....	A	
	Iowa State .....	259.40	
273.80.....	Titan Invite (3rd) .....	A	
277.75.....	UCLA Invite (3rd) .....	A	
279.75.....	Oklahoma .....	H	
	Iowa State .....	267.90	
279.85.....	Southwest Cup (2nd) .....	A	
280.50.....	Minnesota .....	H	
278.90.....	Southern Illinois .....	A	
283.750.....	Big Eight (1st) .....	A	
	Oklahoma .....	280.10	
	Iowa State .....	271.60	
283.600.....	NCAA Prelims (1st) .....	H	
	Arizona State .....	283.100	
	Stanford .....	282.150	
	Oklahoma .....	281.700	
	UCLA .....	280.450	
	Iowa .....	279.000	
	Southern Illinois .....	278.000	
	New Mexico .....	277.850	
	Ohio State .....	277.000	
	Penn State .....	274.400	
283.600.....	NCAA Finals (2nd) .....	H	
	Arizona State .....	283.900	
	Stanford .....	279.500	

**1987: RECORD 25-4-1**

NU.....	Opponent .....	Result.....	Site
276.800.....	Big Eight Invite (1st) .....	H	
	Oklahoma .....	270.650	
	Southern Illinois .....	262.500	
	Iowa State .....	258.200	
286.450.....	Japan All-Stars .....	H	
273.950.....	Oklahoma Invite (2nd) .....	A	
	Oklahoma .....	278.450	

271.950.....	Houston Baptist .....
271.750.....	Southern Illinois .....
270.900.....	Minnesota .....
279.700.....	Oklahoma .....
258.55.....	Iowa State .....
278.65.....	UCLA .....
278.900.....	Southwest Cup (2nd) .....
280.400.....	UCLA .....
277.050.....	Ohio State .....
274.250.....	Arizona State .....
280.950.....	Oklahoma .....
257.000.....	Iowa State .....
DNC .....	Minnesota & Wisconsin .....
281.200.....	Ohio State .....
284.800.....	Southern Illinois .....
282.950.....	Big Eight Champs (2nd) .....
285.150.....	Oklahoma .....
257.500.....	Iowa State .....
284.900.....	NCAA Prelims (1st) .....
283.000.....	UCLA .....
282.300.....	Penn State .....
281.250.....	Oklahoma .....
280.250.....	Iowa .....
279.700.....	New Mexico .....
278.150.....	Houston Baptist .....
276.450.....	Ohio State .....
274.750.....	Minnesota .....
274.050.....	Cal State Fullerton .....
284.750.....	NCAA Finals (2nd) .....
285.300.....	UCLA .....
284.200.....	Penn State .....

**1988: RECORD 28-3**

NU.....	Opponent .....	Result.....	Site
280.70.....	Big Eight Invite (1st) .....	H	
	Southern Illinois .....	259.90	
	Iowa State .....	249.15	
271.00.....	Iowa State Triangular (1st) .....	A	
	Oklahoma .....	270.30	
	Iowa State .....	254.15	
281.10.....	Nebraska Invite (1st) .....	H	
	Houston Baptist .....	278.35	
	Iowa .....	273.55	
	Arizona State .....	272.40	
281.10.....	UCLA Invite (3rd) .....	A	
	UCLA .....	284.80	
	Illinois .....	282.15	
	Stanford .....	277.75	
	Arizona State .....	275.80	
	Minnesota .....	274.55	
	New Mexico .....	272.80	
276.10.....	Minnesota .....	A	
286.75.....	Oklahoma Triangular (1st) .....	A	
	Oklahoma .....	284.50	
	Iowa State .....	265.40	
283.05.....	Southern Illinois .....	A	
285.60.....	Ohio State .....	H	
284.40.....	Big Eight Champs (1st) .....	H	
	Oklahoma .....	283.55	
	Iowa State .....	267.05	
286.650.....	NCAA Prelims (1st) .....	H	
	Illinois .....	285.700	
	UCLA .....	285.250	
	Stanford .....	283.850	
	Iowa .....	283.050	
	Houston Baptist .....	280.700	
	Minnesota .....	280.550	
	Oklahoma .....	280.300	
	Ohio State .....	279.650	
	Penn State .....	278.550	
288.15.....	NCAA Finals (1st) .....	H	
	Illinois .....	287.15	
	UCLA .....	285.15	

**1989: RECORD 22-4**

NU.....	Opponent .....	Result.....	Site
275.30.....	Big Eight Invite (1st) .....	A	
	Iowa State .....	258.15	
	Oklahoma .....	NFT	
278.65.....	UCLA Invite (2nd) .....	A	
	Illinois .....	279.20	
	UCLA .....	277.85	
	Minnesota .....	273.05	
	Arizona State .....	272.65	

# NEBRASKA ALL-TIME RESULTS

278.20	New Mexico	260.90	
	Minnesota	276.65	H
278.50	Big Eight Triangular (1st)		H
	Iowa State	260.95	
	Oklahoma	NFT	
280.05	Houston Baptist	283.85	H
277.30	Southern Illinois	262.70	H
275.30	Ohio State	278.80	A
282.15	Big Eight Champs (1st)		A
	Iowa State	264.90	
	Oklahoma	262.00	
283.60	NCAA Qualifiers (1st)		H
	Minnesota	283.35	
	Illinois	282.95	
	UCLA	282.60	
	Houston Baptist	281.30	
	Stanford	279.25	
	Ohio State	278.95	
	Arizona State	276.35	
	Penn State	275.15	
	Iowa	272.20	
282.30	NCAA Finals (2nd)		H
	Illinois	283.40	
	Minnesota	280.55	

## 1990: RECORD 37-2-1

NU	Opponent	Result	Site
272.00	Big Eight Invite (1st)		H
	Oklahoma	264.90	
	Iowa State	257.10	
	Air Force	250.00	
278.65	Big Eight Triangular (1st)		H
	Oklahoma	270.65	
	Iowa State	255.90	
282.90	Ohio State	277.60	H
280.80	Fullerton State Invite (1st)		A
	New Mexico	270.75	
	Fullerton State	270.05	
	Illinois	262.15	
	San Jose State	261.05	
283.075	UCLA Invite (1st)		A
	UCLA	279.20	
	Minnesota	278.80	
	New Mexico	273.075	
	Arizona State	271.50	
	Illinois	269.95	
278.20	Houston Baptist	267.55	H
281.60	Big Eight Triangular (1st)		A
	Oklahoma	276.90	
	Iowa State	265.45	
281.65	Minnesota	281.65	A
279.85	Houston Baptist	274.30	A
282.15	Big Eight Champs (1st)		A
	Oklahoma	281.30	
	Iowa State	267.15	
284.50	West Regional (1st)		A
	UCLA	281.30	
	Oklahoma	279.45	
	New Mexico	274.85	
	Stanford	274.20	
	Fullerton State	273.20	
	Arizona State	273.80	
	BYU	270.45	
	California	269.80	
	San Jose State	261.35	
284.00	NCAA Prelims (3rd)		A
	Minnesota	286.05	
	UCLA	284.50	
	Iowa	281.00	
	Ohio State	280.50	
	Oklahoma	280.25	
	Penn State	279.90	
	New Mexico	274.35	
287.40	NCAA Finals (1st)		A
	Minnesota	287.30	
	UCLA	283.85	

## 1991: RECORD 12-16

NU	Opponent	Result	Site
276.65	Big Eight Invite (1st)		H
	Oklahoma	274.05	
	Iowa State	257.65	
	Air Force	251.40	
269.10	Rocky Mountain (3rd)		A

	Oklahoma	275.25	
	BYU	269.90	
	New Mexico	268.40	
	Iowa State	261.00	
	Air Force	260.20	
271.55	New Mexico	278.35	A
	Oklahoma	278.40	
276.05	Big Eight Triangular (1st)		A
	Oklahoma	275.25	
	Iowa State	259.60	
275.80	Ohio State	278.70	A
278.60	Minnesota	272.45	H
280.25	Oklahoma	284.80	A
279.40	Arizona State	277.40	H
281.15	Big Eight Champs (2nd)		H
	Oklahoma	283.80	
	Iowa State	265.35	
280.40	West Regional (4th)		A
	Stanford	284.65	
	UCLA	283.10	
	Oklahoma	282.65	
282.00	NCAA Prelims (7th)		A
	UCLA	286.325	
	Oklahoma	285.95	
	Penn State	285.65	
	Minnesota	285.55	
	Stanford	282.475	
	Ohio State	282.40	
	Iowa	279.05	

## 1992: RECORD 39-4

NU	Opponent	Result	Site
279.90	Rocky Mountain (1st)		A
	BYU	278.600	
	Oklahoma	273.800	
	Iowa State	262.100	
	Air Force	260.750	
278.20	Big Eight Invite (2nd)		H
	Oklahoma	278.300	
	Iowa State	263.400	
	Air Force	259.550	
284.00	Big Eight Triangular (1st)		A
	Oklahoma	279.800	
	Iowa State	265.550	
283.60	Ohio State	280.05	H
280.40	Minnesota	280.95	A
281.50	Southwest Cup (1st)		A
	Oklahoma	276.000	
	UCLA	275.950	
	Arizona State	272.300	
	New Mexico	271.200	
	California	270.250	
	UC Santa Barbara	268.450	
284.65	Big Eight Triangular (1st)		H
	Oklahoma	281.250	
	Iowa State	264.200	
286.20	New Mexico	276.85	H
284.35	UCLA Invite (1st)		A
	UCLA	274.500	
	UC Santa Barbara	268.450	
	Army West Point	257.800	
286.500	Big Eight (1st)		A
	Oklahoma	279.80	
	Iowa State	267.25	
286.175	West Regional (1st)		A
	Stanford	285.275	
	BYU	283.600	
	UCLA	282.525	
	New Mexico	278.150	
	Oklahoma	278.075	
	California	277.725	
	Arizona State	270.650	
	UC Santa Barbara	269.150	
	Air Force	268.000	
286.925	NCAA Prelims (2nd)		H
	Stanford	287.200	
	Ohio State	286.800	
	Minnesota	285.375	
	Iowa	283.950	
	BYU	281.350	
	Penn State	281.225	
	UCLA	280.000	
288.950	NCAA Finals (2nd)		H
	Stanford	289.575	

Ohio State	286.250
------------	---------

## 1993: RECORD 32-1

NU	Opponent	Result	Site
276.800	Rocky Mountain (1st)		A
	BYU	274.100	
	Oklahoma	272.600	
	USOTC	266.800	
	New Mexico	266.050	
	Air Force	262.050	
	Army West Point	259.100	
	Texas	233.650	
	Washington	152.750	
	Iowa State	133.800	
281.250	Big Eight Invite (1st)		H
	Oklahoma	273.550	
	Air Force	255.650	
	Iowa State	138.750	
280.650	Big Eight Triangular (1st)		H
	Oklahoma	268.600	
	Iowa State	219.450	
281.200	Ohio State	280.40	A
281.150	Minnesota	279.80	H
280.300	Oklahoma	275.40	A
	Iowa State	227.50	
281.350	Penn State	274.40	H
288.200	New Mexico	279.35	A
283.300	Big Eight Champs (1st)		A
	Oklahoma	281.05	
	Iowa State	246.75	
285.375	West Regional (1st)		A
	Stanford	282.800	
	Oklahoma	282.775	
	UCLA	282.250	
	California	281.625	
	BYU	278.625	
286.525	NCAA Prelims (1st)		A
	Ohio State	283.950	
	Stanford	283.100	
	Oklahoma	281.425	
	Minnesota	281.300	
	Illinois	277.800	
275.500	NCAA Finals (2nd)		A
	Stanford	276.500	
	Ohio State	274.050	

## 1994: RECORD 32-3

NU	Opponent	Result	Site
277.100	Rocky Mountain (1st)		A
	BYU	269.850	
	New Mexico	265.800	
	Arizona State	257.700	
	Air Force	249.600	
	Iowa State	249.100	
	Washington	190.150	
	Texas	171.100	
275.500	Big Eight Invite (1st)		H
	Air Force	250.850	
	Iowa State	217.350	
280.025	Big Eight Triangular (1st)		A
	Oklahoma	279.350	
	Iowa State	243.250	
279.550	Minnesota	270.600	A
	UCLA	270.975	
280.250	Oklahoma	283.950	A
	Iowa State	255.300	
280.050	New Mexico	273.600	H
284.400	Stanford Five Way (2nd)		A
	Stanford	285.125	
	California	278.925	
	San Jose State	259.050	
	Western Michigan	249.550	
284.85	Ohio State	285.550	H
286.85	Iowa	284.100	A
287.775	Big Eight (1st)		H
	Oklahoma	286.025	
	Iowa State	261.850	
287.025	West Regional (1st)		A
	Stanford	284.650	
	Oklahoma	284.475	
	UCLA	283.150	
	California	280.325	
	New Mexico	274.000	
287.325	NCAA Prelims (1st)		H



# NEBRASKA ALL-TIME RESULTS

Stanford	
Ohio State	
Oklahoma	281.425
Iowa	281.050
Penn State	276.375
288.250.....NCAA Finals.....(1st).....H	
Stanford	285.925
Ohio State	285.025

**1995: RECORD 26-II-1**

NU.....	Opponent .....	Result.....	Site .....
221.75.....	Rocky Mountain.....(2nd).....A		
	New Mexico.....	224.70	
	Oklahoma.....	216.65	
	Massachusetts.....	214.40	
	Arizona State.....	214.00	
	Air Force.....	212.10	
227.225.....	Oklahoma.....	218.15	H
226.50.....	Penn State.....	227.95	A
224.50.....	William & Mary.....	219.70	A
	James Madison.....	208.70	
226.55.....	Oklahoma.....	223.65	A
230.075.....	New Mexico.....	231.00	A
228.55.....	Ohio State.....	229.90	A
226.85.....	Gold's Challenge.....(3rd).....A		
	California.....	227.90	
	Ohio State.....	227.30	
	Oklahoma.....	226.60	
	UC Santa Barbara.....	214.50	
	San Jose State.....	213.40	
228.675.....	Iowa.....	228.675	H
229.575.....	Minnesota.....	226.275	H
228.525.....	MPSF Champs.....(3rd).....A		
	Stanford.....	229.00	
	New Mexico.....	228.825	
	Oklahoma.....	228.025	
	California.....	227.825	
	BYU.....	225.800	
	Air Force.....	215.400	
	San Jose State.....	213.85	
	UC Santa Barbara.....	210.25	
227.125.....	West Regional.....(3rd).....A		
	Stanford.....	228.75	
	Oklahoma.....	227.325	
	California.....	226.725	
	New Mexico.....	226.65	
	BYU.....	224.30	
230.425	NCAA Prelims.....(1st).....A		
	Stanford.....	230.075	
	Penn State.....	228.900	
	Oklahoma.....	228.725	
	Ohio State.....	228.725	
	Iowa.....	227.925	
231.55.....	NCAA Finals.....(2nd).....A		
	Stanford.....	232.400	
	Penn State.....	229.775	

**1996: RECORD 18-9**

NU.....	Opponent .....	Result.....	Site .....
220.475.....	Rocky Mountain.....(2nd).....A		
	USOTC.....	226.675	
	New Mexico.....	221.525	
	BYU.....	217.255	
	Oklahoma.....	215.450	
	Massachusetts.....	212.500	
	Air Force.....	209.900	
	Arizona State.....	196.400	
223.175.....	Oklahoma.....	222.250	A
225.875.....	New Mexico.....	220.200	H
225.50.....	Iowa.....	229.275	A
226.10.....	Oklahoma.....	223.900	H
	USOTC.....	214.825	
225.925.....	Minnesota.....	224.125	A
229.025.....	Ohio State.....	231.075	H
224.20.....	MPSF Champs.....(4th).....A		
	California.....	228.970	
	Oklahoma.....	226.840	
	Stanford.....	224.750	
	New Mexico.....	222.530	
	BYU.....	218.850	
	San Jose State.....	213.600	
	Air Force.....	121.700	
	UC Santa Barbara.....	208.850	

226.925.....	West Regional.....(4th).....H		
	California.....	230.475	
	Stanford.....	228.500	
	Oklahoma.....	227.375	
	New Mexico.....	225.075	
	BYU.....	223.150	
	Air Force.....	203.575	
	UC Santa Barbara.....	193.550	
	San Jose State.....	151.300	

**1997: RECORD 21-8**

NU.....	Opponent .....	Result.....	Site .....
220.475.....	Rocky Mountain.....(1st).....A		
	Oklahoma.....	222.400	
	New Mexico.....	219.075	
	Air Force.....	206.450	
	BYU.....	123.800	
226.15.....	Oklahoma.....	227.57	H
224.25.....	New Mexico.....	226.775	A
229.35.....	Ohio State.....	232.00	A
	Oklahoma.....	227.725	
227.60.....	Oklahoma.....	228.575	A
	BYU.....	223.70	
231.70.....	Iowa.....	229.70	H
230.175.....	Minnesota.....	225.15	H
230.90.....	Penn State.....	228.45	H
230.70.....	MPSF.....(1st).....H		
	Oklahoma.....	230.100	
	California.....	229.800	
	New Mexico.....	225.025	
	Stanford.....	224.650	
	BYU.....	223.700	
	Air Force.....	211.750	
	San Jose State.....	201.300	
	UC Santa Barbara.....	196.700	
226.725.....	West Regional.....(5th).....A		
	California.....	233.125	
	Oklahoma.....	230.500	
	Stanford.....	228.175	
	New Mexico.....	227.150	
	BYU.....	224.775	
	Air Force.....	210.950	
	San Jose State.....	153.800	
	UC Santa Barbara.....	153.800	

**1998: RECORD 18-7**

NU.....	Opponent .....	Result.....	Site .....
224.180.....	Rocky Mountain.....(2nd).....A		
	BYU.....	226.000	
	Oklahoma.....	222.580	
	New Mexico.....	221.600	
	USOTC.....	211.200	
	Air Force.....	211.050	
	Arizona State.....	204.900	
226.30.....	Oklahoma.....	226.600	A
	Ohio State.....	227.900	
230.15.....	Iowa.....	230.625	A
	Oklahoma.....	226.425	
229.575.....	Minnesota.....	221.275	A
231.05.....	Oklahoma.....	227.850	H
	New Mexico.....	222.300	
230.675.....	Ohio State.....	230.175	H
230.025.....	Penn State.....	231.150	A
227.850.....	MPSF Champs.....(2nd).....A		
	California.....	229.050	
	BYU.....	225.950	
	New Mexico.....	224.750	
	Oklahoma.....	224.075	
	Stanford.....	219.025	
	Air Force.....	212.150	
	UC Santa Barbara.....	210.300	
228.075.....	West Regional.....(4th).....A		
	California.....	231.450	
	BYU.....	228.850	
	Oklahoma.....	228.450	
	New Mexico.....	223.725	
	Air Force.....	214.250	

**1999: RECORD 24-6-1**

NU.....	Opponent .....	Result.....	Site .....
221.150.....	Rocky Mountain.....(1st).....A		
	Oklahoma.....	221.050	
	BYU.....	220.250	
	Air Force.....	211.150	
	New Mexico.....	208.900	

227.075.....	Oklahoma.....	224.175	H
228.050.....	Minnesota.....	213.975	H
229.00.....	Iowa.....	227.375	H
221.450.....	Oklahoma.....	224.175	A
225.950.....	BYU.....	226.000	A
	Michigan State.....	225.675	
228.975.....	Penn State.....	226.875	H
230.150.....	New Mexico.....	223.575	A
228.775.....	MPSF Champs.....(1st).....A		
	Oklahoma.....	228.775	
	BYU.....	224.275	
	Stanford.....	224.275	
	New Mexico.....	222.950	
	California.....	221.150	
	Air Force.....	216.275	
	UC Santa Barbara.....	211.000	
228.775.....	West Regional.....(1st).....A		
	BYU.....	228.475	
	Stanford.....	226.900	
	Oklahoma.....	226.100	
	California.....	220.600	
	Air Force.....	213.600	
229.525.....	NCAA Prelims.....(3rd).....H		
	Michigan.....	230.500	
	Ohio State.....	229.850	
	Penn State.....	228.200	
	BYU.....	227.150	
	Stanford.....	226.700	
229.600.....	NCAA Finals.....(3rd).....H		
	Michigan.....	232.550	
	Ohio State.....	230.600	

**2000: RECORD 10-11**

NU.....	Opponent .....	Result.....	Site .....
222.975.....	Rocky Mountain.....(1st).....A		
	Oklahoma.....	222.875	
	BYU.....	221.050	
	Air Force.....	210.800	
223.925.....	Air Force.....	214.425	H
222.975.....	Oklahoma.....	227.75	A
222.750.....	UC Santa Barbara.....	214.90	A
216.675.....	Iowa.....	226.30	A
217.825.....	Oklahoma.....	226.375	H
223.700.....	Penn State.....	231.050	A
223.700.....	Minnesota.....	227.275	A
228.225.....	MPSF Champs.....(3rd).....A		
	Oklahoma.....	230.675	
	California.....	230.625	
	Stanford.....	226.000	
	BYU.....	225.875	
	Air Force.....	218.500	
	UC Santa Barbara.....	212.250	
226.400.....	NCAA Qualifier.....(5th).....A		
	Michigan.....	231.925	
	Ohio State.....	229.375	
	Penn State.....	229.125	
	Illinois.....	227.900	
	Massachusetts.....	222.150	
	Final Team Finish.....(9th)		

**2001: RECORD 7-6**

NU.....	Opponent .....	Result.....	Site .....
200.050.....	Rocky Mountain.....(2nd).....A		
	Oklahoma.....	209.750	
	Air Force.....	194.100	
207.100.....	UC Santa Barbara.....	200.200	A
	Air Force.....	198.550	
202.575.....	Iowa.....	206.575	H
200.950.....	Oklahoma.....	215.000	A
206.100.....	Air Force.....	196.650	H
205.650.....	Minnesota.....	207.550	H
205.325.....	MPSF Champs.....(3rd).....A		
	Oklahoma.....	217.725	
	California.....	213.925	
	Stanford.....	203.550	
	Air Force.....	196.550	
	UC Santa Barbara.....	195.525	

**2002: RECORD 5-12**

NU.....	Opponent .....	Result.....	Site .....
205.500.....	Illinois.....	210.500	A
204.750.....	Rocky Mountain.....(4th).....A		
	Oklahoma.....	214.325	
	Iowa.....	204.750	
	Army West Point.....	198.275	
	Air Force.....	197.600	

# NEBRASKA ALL-TIME RESULTS

206.750.....	Oklahoma .....	218.125 .....	A
	Michigan .....	208.450 .....	
202.175.....	Iowa .....	210.650 .....	A
206.600.....	Oklahoma .....	211.550 .....	H
202.925.....	Minnesota .....	214.250 .....	A
209.725.....	Ohio State .....	217.400 .....	H
210.350.....	Air Force .....	202.525 .....	H
205.825.....	MPSF Champs .....	(4th).....	A
	Oklahoma .....	219.225 .....	
	California .....	217.200 .....	
	Stanford .....	207.650 .....	
	Air Force .....	202.850 .....	
	UC Santa Barbara ..	202.500 .....	

**2003: RECORD 4-16**

NU.....	Opponent .....	Result.....	Site
204.075.....	Iowa .....	211.725 .....	A
206.550.....	Rocky Mountain ...	(2nd).....	A
	Oklahoma .....	214.475 .....	
	Air Force .....	196.375 .....	
	Arizona State .....	188.850 .....	
	Washington .....	170.900 .....	
210.550.....	Oklahoma .....	217.250 .....	A
212.350.....	Ohio State .....	220.500 .....	A
209.900.....	Oklahoma .....	218.975 .....	A
209.125.....	Stanford Quad .....	(4th).....	A
	California .....	216.325 .....	
	Stanford .....	213.000 .....	
	Michigan .....	211.075 .....	
213.575.....	Air Force .....	201.400 .....	H
214.625.....	Minnesota .....	211.660 .....	H
214.125.....	MPSF Champs .....	(4th).....	H
	Oklahoma .....	223.500 .....	
	California .....	216.025 .....	
	Stanford .....	215.250 .....	
	Air Force .....	197.600 .....	
207.425.....	NCAA Qualifier ...	(6th).....	A
	Oklahoma .....	221.125 .....	
	Michigan .....	217.950 .....	
	Illinois .....	217.675 .....	
	California .....	217.275 .....	
	Temple .....	209.400 .....	
	Final Team Finish..	(11th).....	

**2004: RECORD 13-16**

NU.....	Opponent .....	Result.....	Site
204.825.....	Rocky Mountain ...	(3rd).....	A
	Oklahoma .....	211.400 .....	
	Iowa .....	211.300 .....	
	Air Force .....	192.850 .....	
213.975.....	Iowa .....	217.75 .....	H
210.900.....	West Point Open ..	(2nd).....	A
	Penn State .....	214.625 .....	
	Army West Point ..	208.700 .....	
	Temple .....	206.150 .....	
	Navy .....	200.350 .....	
	Springfield .....	198.700 .....	
	Houston .....	198.550 .....	
	James Madison ...	188.000 .....	
	So. Conn. ....	187.400 .....	
	M.I.T. ....	142.900 .....	
214.925.....	Ohio State .....	213.475 .....	H
213.875.....	Oklahoma Quad ...	(3rd).....	A
	Oklahoma .....	221.475 .....	
	Michigan .....	218.225 .....	
	Minnesota .....	210.700 .....	
211.475.....	Minnesota .....	212.725 .....	A
218.525.....	Oklahoma .....	219.200 .....	H
	Air Force .....	203.125 .....	
211.525.....	MPSF Champs .....	(4th).....	A
	California .....	220.225 .....	
	Oklahoma .....	219.600 .....	
	Stanford .....	214.675 .....	
	Air Force .....	204.900 .....	
212.250.....	NCAA Qualifier ...	(6th).....	A
	California .....	220.875 .....	
	Ohio State .....	219.625 .....	
	Illinois .....	218.525 .....	
	Stanford .....	214.600 .....	
	Minnesota .....	214.525 .....	
	Final Team Finish..	(10th).....	

**2005: RECORD 13-13**

NU.....	Opponent .....	Result.....	Site
---------	----------------	-------------	------

206.625.....	Rocky Mountain ...	(2nd).....	A
	Oklahoma .....	215.425 .....	
	Arizona State .....	193.325 .....	
	Air Force .....	184.700 .....	
	Washington .....	184.625 .....	
210.800.....	West Point Open ..	(3rd).....	A
	Penn State .....	217.750 .....	
	Iowa .....	216.375 .....	
	Army West Point ..	209.450 .....	
	Temple .....	205.825 .....	
	Navy .....	203.000 .....	
	William & Mary .....	202.150 .....	
	Springfield .....	193.750 .....	
	James Madison ...	192.150 .....	
	M.I.T. ....	169.300 .....	
212.650.....	Oklahoma .....	224.050 .....	A
216.600.....	Ohio State .....	223.975 .....	A
216.100.....	Oklahoma .....	219.350 .....	H
215.325.....	Iowa .....	214.150 .....	A
217.425.....	Minnesota .....	214.925 .....	H
215.450.....	Air Force .....	195.350 .....	H
215.375.....	MPSF Champs .....	(4th).....	A
	Oklahoma .....	225.650 .....	
	California .....	219.725 .....	
	Stanford .....	217.925 .....	
	Air Force .....	197.200 .....	
214.350.....	NCAA Qualifier ...	(5th).....	A
	Illinois .....	225.250 .....	
	Oklahoma .....	223.550 .....	
	California .....	221.450 .....	
	Iowa .....	218.725 .....	
	Army West Point ..	211.825 .....	
	Final Team Finish..	(10th).....	

**2006: RECORD 4-15**

NU.....	Opponent .....	Result.....	Site
196.100.....	Rocky Mountain ...	(2nd).....	A
	Oklahoma .....	208.850 .....	
	Washington .....	171.950 .....	
	Arizona State .....	171.900 .....	
	Air Force .....	170.050 .....	
198.475.....	Stanford Open ...	(3rd).....	A
	Stanford .....	206.625 .....	
	California .....	206.425 .....	
	Washington .....	181.450 .....	
209.450.....	Iowa .....	209.60 .....	H
202.900.....	Minnesota .....	204.15 .....	A
208.650.....	Oklahoma .....	214.65 .....	H
201.100.....	Oklahoma .....	217.80 .....	A
	Stanford .....	216.90 .....	A
212.150.....	Air Force .....	184.775 .....	H
209.725.....	MPSF Champs .....	(4th).....	A
	Oklahoma .....	219.175 .....	
	Stanford .....	217.075 .....	
	California .....	216.450 .....	
	Air Force .....	184.725 .....	
204.975.....	NCAA Qualifier ...	(5th).....	A
	Oklahoma .....	217.225 .....	
	Illinois .....	214.775 .....	
	California .....	213.900 .....	
	Michigan .....	208.850 .....	
	Temple .....	196.925 .....	
	Final Team Finish..	(10th).....	

**2007: RECORD 6-14**

NU.....	Opponent .....	Result.....	Site
189.700.....	Rocky Mountain ...	(2nd).....	A
	Oklahoma .....	207.350 .....	
	Air Force .....	175.300 .....	
	Arizona State .....	172.350 .....	
203.300.....	Air Force .....	180.950 .....	A
	Oklahoma .....	213.200 .....	
202.900.....	Stanford Open ...	(3rd).....	A
	Stanford .....	209.650 .....	
	California .....	207.500 .....	
	Washington .....	85.1500 .....	
205.950.....	Oklahoma .....	213.300 .....	H
204.200.....	Iowa .....	205.050 .....	A
206.300.....	Stanford .....	216.850 .....	H
205.450.....	Minnesota .....	213.550 .....	H
207.750.....	Air Force .....	190.100 .....	H
203.450.....	MPSF Champs .....	(4th).....	A
	Oklahoma .....	217.950 .....	
	Stanford .....	216.100 .....	

California .....	215.000 .....		
Air Force .....	189.050 .....		
209.100.....	NCAA Qualifier ...	(5th).....	A
	Penn State .....	218.900 .....	
	Oklahoma .....	218.600 .....	
	Minnesota .....	216.900 .....	
	California .....	216.550 .....	
	Temple .....	205.400 .....	
	Final Team Finish..	(10th).....	

**2008: RECORD 7-14**

NU.....	Opponent .....	Result.....	Site
327.650.....	Rocky Mountain ...	(2nd).....	A
	Oklahoma .....	343.550 .....	
	Air Force .....	323.650 .....	
	Arizona State .....	305.850 .....	
	Washington .....	194.100 .....	
341.400.....	Air Force .....	323.650 .....	H
	Oklahoma .....	349.700 .....	
333.850.....	Stanford Open ...	(3rd).....	A
	Stanford .....	361.350 .....	
	California .....	357.900 .....	
337.750.....	Oklahoma .....	355.550 .....	H
341.750.....	Stanford .....	357.600 .....	A
341.900.....	Minnesota .....	342.800 .....	A
	Temple .....	326.100 .....	
353.600.....	Iowa .....	349.400 .....	H
353.650.....	Air Force .....	335.100 .....	H
337.750.....	MPSF Champs .....	(4th).....	H
	Oklahoma .....	359.150 .....	
	Stanford .....	357.200 .....	
	California .....	356.050 .....	
	Air Force .....	328.500 .....	
343.300.....	NCAA Qualifier ...	(5th).....	A
	Oklahoma .....	357.500 .....	
	Penn State .....	357.300 .....	
	Michigan .....	354.300 .....	
	Ohio State .....	351.800 .....	
	William & Mary .....	355.950 .....	
	Final Team Finish..	(9th).....	

**2009: RECORD 2-7**

NU.....	Opponent .....	Result.....	Site
332.400.....	Rocky Mountain ...	(2nd).....	A
	Oklahoma .....	355.000 .....	
	Air Force .....	317.900 .....	
	Washington .....	303.200 .....	
337.600.....	Oklahoma .....	354.300 .....	H
334.700.....	Stanford Open ...	(3rd).....	A
	California .....	356.450 .....	
	Stanford .....	352.300 .....	
343.500.....	Iowa .....	342.600 .....	A
	Minnesota .....	345.900 .....	
342.400.....	Oklahoma .....	358.300 .....	A
349.400.....	Minnesota .....	353.300 .....	H
	Arizona State .....	325.900 .....	
340.050.....	UIC .....	334.200 .....	A
	Air Force .....	325.300 .....	
341.850.....	MPSF Champs .....	(4th).....	A
	Stanford .....	363.750 .....	
	Oklahoma .....	358.350 .....	
	California .....	352.550 .....	
	Air Force .....	330.150 .....	
346.800.....	NCAA Qualifiers ...	(5th).....	A
	Stanford .....	361.100 .....	
	Michigan .....	358.300 .....	
	California .....	357.550 .....	
	Penn State .....	352.150 .....	
	Navy .....	327.000 .....	
	Final Team Finish..	(9th).....	

**2010: RECORD 8-10**

NU.....	Opponent .....	Result.....	Site
337.050.....	Rocky Mountain ...	(2nd).....	A
	Oklahoma .....	347.400 .....	
	Air Force .....	325.850 .....	
	Arizona State .....	319.400 .....	
	Washington .....	277.950 .....	
342.400.....	Minnesota .....	350.550 .....	A
	Air Force .....	325.850 .....	
335.400.....	Oklahoma .....	356.500 .....	A
348.250.....	Ohio State .....	346.600 .....	H
	UIC .....	340.200 .....	
	Air Force .....	332.700 .....	



# NEBRASKA ALL-TIME RESULTS

347.500	Stanford	361.650	H
	Oklahoma	360.300	
350.500	Minnesota	352.150	H
	Iowa	345.700	
341.650	MPSF Champs (4th)		A
	Oklahoma	354.550	
	California	354.450	
	Stanford	347.150	
	Air Force	329.500	
343.100	NCAA Qualifiers (5th)		A
	Michigan	359.800	
	Oklahoma	356.400	
	California	355.000	
	Minnesota	350.000	
	Iowa	341.550	
	Final Team Finish (9th)		

**2011: RECORD 6-16**

NU	Opponent	Result	Site
334.500	Rocky Mountain (2nd)		A
	Oklahoma	346.500	
	Air Force	327.300	
	Arizona State	311.600	
333.100	Minnesota	344.100	A
	Illinois	351.500	
343.000	Air Force	334.400	H
349.700	Oklahoma	360.600	H
	UIC	332.500	
342.900	Iowa	348.100	A
347.600	Stanford	359.000	H
334.550	Ohio State	350.350	A
	Illinois	346.350	
354.500	Iowa	351.800	H
	Minnesota	348.600	
346.500	MPSF Champs (4th)		A
	Stanford	362.250	
	Oklahoma	360.700	
	California	356.050	
	Air Force	344.800	
346.500	NCAA Qualifier (6th)		A
	Stanford	366.100	
	California	361.800	
	Michigan	360.650	
	Ohio State	353.750	
	Iowa	348.950	
	Final Team Finish (10th)		

**2012: RECORD 5-19**

NU	Opponent	Result	Site
331.300	Rocky Mountain (3rd)		A
	Oklahoma	343.700	
	Air Force	333.300	
	Arizona State	314.100	
	Washington	248.100	
336.550	Air Force	331.750	H
332.600	Stanford	348.400	A
	California	339.000	
336.500	Minnesota	340.000	A
	Iowa	334.500	
339.400	Minnesota	345.600	A
341.750	Arizona State	322.600	H
344.700	Illinois	353.650	H
	Minnesota	346.900	H
341.550	Oklahoma	352.400	A
	Air Force	327.950	A
349.600	Iowa	343.350	H
340.700	Big Ten Champs (7th)		A
	Illinois	352.950	
	Michigan	351.850	
	Penn State	350.000	
	Minnesota	345.800	
	Ohio State	343.650	
	Iowa	342.800	
340.550	NCAA Qualifier (5th)		A
	Michigan	353.450	
	Penn State	353.000	
	Stanford	348.500	
	Ohio State	345.350	
	Iowa	336.650	
	Final Team Finish (9th)		

**2013: RECORD 5-19**

NU	Opponent	Result	Site
418.900	Rocky Mountain (2nd)		A

	Oklahoma	423.500	
	Air Force	405.500	
	Arizona State	392.300	
421.900	Stanford Open (4th)		A
	Stanford	437.550	
	Oklahoma	433.450	
	California	425.900	
423.300	UIC	397.500	H
419.750	Minnesota	431.200	A
	UIC	392.100	
425.400	Iowa	427.500	A
426.350	Oklahoma	435.850	H
427.700	Minnesota	430.300	H
	Iowa	426.300	
425.400	Illinois	424.250	A
416.250	Big Ten Champs (7th)		A
	Michigan	438.900	
	Penn State	434.050	
	Minnesota	430.350	
	Ohio State	426.600	
	Illinois	424.450	
	Iowa	422.500	
417.550	NCAA Qualifier (6th)		A
	Michigan	443.850	
	Oklahoma	433.850	
	Illinois	426.900	
	Minnesota	424.700	
	Air Force	417.900	
	Final Team Finish (11th)		

**2014: RECORD 5-22**

NU	Opponent	Result	Site
423.700	Rocky Mountain (2nd)		A
	Oklahoma	443.150	
	Air Force	423.100	
	Arizona State	402.105	
	Washington	367.300	
420.650	Air Force	415.300	H
420.700	Minnesota	435.000	A
	Illinois	432.700	
416.05	Michigan	443.600	A
418.150	Iowa	433.050	A
	Minnesota	437.400	
424.750	Arnold Classic (4th)		A
	Michigan	437.500	
	Iowa	431.600	
	Ohio State	429.500	
	Arizona State	401.050	
422.050	Oklahoma	439.700	A
428.450	Iowa	437.350	H
	Illinois	434.850	
	Minnesota	432.000	
	Air Force	422.000	
428.150	Big Ten Champs (6th)		H
	Michigan	448.200	
	Ohio State	441.050	
	Penn State	438.000	
	Illinois	435.350	
	Minnesota	429.150	
	Iowa	425.600	
426.350	NCAA Qualifier (5th)		A
	Michigan	444.100	
	Ohio State	437.950	
	Penn State	433.100	
	Minnesota	429.550	
	Air Force	418.200	
	Final Team Finish (8th)		

**2015: RECORD 2-18**

NU	Opponent	Result	Site
420.150	Rocky Mountain (3rd)		A
	Oklahoma	441.550	
	Air Force	427.150	
	Arizona State	395.100	
	SC United	364.300	
418.050	California	423.550	A
	Oklahoma	440.550	
	Stanford	437.550	
421.750	Army West Point	412.800	H
422.050	UIC	402.600	A
	Minnesota	429.600	
420.250	Iowa	435.400	A
	Minnesota	433.600	
423.450	Illinois	436.700	A

426.050	Iowa	429.250	H
	Minnesota	434.000	
	Penn State	432.100	
420.100	Big Ten Champs (7th)		A
	Penn State	436.700	
	Illinois	436.100	
	Michigan	434.750	
	Minnesota	433.750	
	Ohio State	429.350	
	Iowa	427.600	
424.600	NCAA Qualifier* (NTF)		A
	Stanford	435.850	
	California	433.700	
	Penn State	432.900	
	Minnesota	432.700	
	Air Force	416.700	
	Final Team Finish* (NTF)		

\*Scores and team standings vacated by NCAA due to use of ineligible student-athlete.

**2016: RECORD 5-17-1**

NU	Opponent	Result	Site
420.300	Rocky Mountain (3rd)		A
	Oklahoma	448.550	
	Air Force	424.700	
	Arizona State	403.650	
	Oklahoma Club	399.700	
	Washington	392.250	
434.300	Air Force	425.950	H
428.100	Minnesota	435.100	A
	UMN Club Team	228.450	
428.700	Oklahoma	447.450	A
423.300	Iowa	431.150	A
	Penn State	424.000	
437.300	Iowa	426.400	A
	Ohio State	447.400	
431.100	Penn State	433.600	A
432.450	Iowa	432.450	H
	Minnesota	433.850	
421.450	Big Ten Champs (6th)		A
	Ohio State	434.450	
	Illinois	429.700	
	Minnesota	429.100	
	Penn State	427.150	
	Iowa	426.700	
	Michigan	417.250	
423.950	NCAA Qualifier (4th)		A
	Oklahoma	441.200	
	Minnesota	426.400	
	Penn State	423.950	
	California	421.350	
	Navy	410.100	
	Final Team Finish (7th)		

**2017: RECORD 12-17**

NU	Opponent	Result	Site
410.600	West Point Open (2nd)		A
	Penn State	412.350	
	Army West Point	393.550	
	Arizona State	392.750	
	Springfield College	390.550	
	Navy	391.250	
	Temple	372.250	
414.400	Oklahoma	426.600	H
396.700	Minnesota	400.750	A
	UMN Club Team	218.150	
408.800	Pac-12 Invite (2nd)		A
	Stanford	422.250	
	California	404.050	
	Arizona State	387.700	
406.300	UIC	367.950	A
418.350	Iowa	413.500	H
	Penn State	409.600	
400.000	Iowa	408.300	A
425.500	Minnesota	426.950	H
410.000	Big Ten Champs (5th)		A
	Ohio State	418.600	
	Illinois	419.400	
	Minnesota	413.300	
	Penn State	411.200	
	Iowa	402.150	
	Michigan	401.250	
413.050	NCAA Qualifier (3rd)		A

# NEBRASKA ALL-TIME RESULTS

Stanford.....	420.450
Ohio State.....	414.650
Penn State.....	410.500
Michigan.....	406.950
Air Force.....	403.800
412.900...NCAA Finals.....(6th).....	A
Oklahoma.....	431.950
Ohio State.....	423.700
Illinois.....	422.100
Stanford.....	421.500
Minnesota.....	414.200

**2018: RECORD 14-14**

NU.....	Opponent.....	Result.....	Site
407.700...Rocky Mountain.....(1st)	A		
Ohio State.....	404.450		
Arizona State.....	390.950		
Air Force.....	389.950		
USOTC.....	386.450		
Washington.....	370.600		
411.750...Ohio State.....	404.150	H	
403.800...Oklahoma Invite(3rd).....	A		
Oklahoma.....	418.000		
Stanford.....	410.500		
409.350...UIC.....	372.250	H	
402.800...Iowa.....	398.500	A	
404.000...Arnold Classic.....(1st).....	A		
Ohio State.....	401.600		
Air Force.....	390.250		
404.500...Penn State.....	401.550	A	
416.050...Minnesota.....	419.100	H	
Iowa.....	411.050		
404.750...Big Ten Champs(6th).....	A		
Illinois.....	413.900		
Michigan.....	408.600		
Penn State.....	406.350		
Ohio State.....	405.600		
Minnesota.....	405.450		
Iowa.....	398.550		
402.690...NCAA Qualifier.(3rd).....	A		
Stanford.....	407.390		
Minnesota.....	404.758		
Michigan.....	400.590		
Navy.....	390.921		
Air Force.....	385.688		
403.589...NCAA Finals.....(5th).....	A		
Oklahoma.....	414.858		
Minnesota.....	411.932		
Illinois.....	411.689		
Stanford.....	408.725		
Penn State.....	401.991		

**2019: RECORD 8-6**

NU.....	Opponent.....	Result.....	Site
404.350...Rocky Mountain(2nd).....	A		
Oklahoma.....	411.250		
Minnesota.....	403.900		
Ohio State.....	398.500		
Arizona State.....	392.750		
Air Force.....	384.550		
395.000...Penn State.....	409.700	A	
401.250...Oklahoma.....	400.750	H	
Illinois.....	218.150		
404.650...Minnesota.....	403.600	H	
UIC.....	399.150		
403.550...Iowa.....	406.700	A	
402.300...Minnesota.....	406.300	A	
Ohio State.....	405.550		
408.700...Michigan.....	403.800	H	
406.000...Big Ten Champs(4th).....	A		
Penn State.....	410.350		
Illinois.....	410.100		
Michigan.....	409.550		
Penn State.....	411.200		
Minnesota.....	404.800		
Ohio State.....	401.900		
Iowa.....	398.750		
405.723...NCAA Qualifier.(3rd).....	A		
Michigan.....	408.389		
Stanford.....	407.588		
Minnesota.....	396.059		
Navy.....	393.123		
California.....	390.859		

407.489...NCAA Finals.....(3rd).....	A		
Stanford.....	415.222		
Oklahoma.....	414.556		
Michigan.....	406.354		
Illinois.....	405.358		
Penn State.....	399.725		

**2020: RECORD 7-2**

*\*End of season canceled due to the coronavirus pandemic.*

NU.....	Opponent.....	Result.....	Site
403.500...Rocky Mountain.....(2nd)	A		
Oklahoma.....	409.900		
Minnesota.....	391.250		
Air Force.....	381.900		
Washington.....	375.350		
409.900...Iowa.....	402.950	H	
399.850...Illinois.....	407.050	A	
407.700...Army West Point.....	389.150	H	
Minnesota.....	404.700		
406.950...Penn State.....	403.200	H	
Minnesota.....	Canceled*		
Ohio State.....	Canceled*		
Michigan.....	Canceled*		
Big Ten Champs.....	Canceled*		
NCAA Finals.....	Canceled*		

**2021: RECORD 14-8**

NU.....	Opponent.....	Result.....	Site
403.050...Penn State.....	406.900	A	
407.700...Minnesota.....	397.800	H	
401.600...Illinois.....	405.550	A	
Michigan.....	413.300	A	
411.100...Ohio State.....	406.700	H	
406.650...Iowa.....	406.700	A	
398.000...Big Ten Champs(2nd).....	H		
Michigan.....	411.000		
Iowa.....	397.700		
Illinois.....	396.900		
Penn State.....	396.800		
Minnesota.....	395.950		
Ohio State.....	393.900		
408.623...NCAA Qualifier.(1st).....	A		
Oklahoma.....	406.190		
Illinois.....	400.721		
Ohio State.....	394.956		
Navy.....	390.990		
William & Mary.....	371.256		
406.624...NCAA Finals.....(4th)			
Stanford.....	414.521		
Oklahoma.....	411.591		
Michigan.....	410.358		
Minnesota.....	406.291		
Illinois.....	397.991		

**2022: RECORD 9-5**

NU.....	Opponent.....	Result.....	Site
404.350...Rocky Mountain(3rd).....	A		
Oklahoma.....	407.700		
Stanford.....	407.500		
Arizona State.....	375.900		
Air Force.....	323.250		
RMP.....	241.450		
400.350...Michigan.....	409.100	A	
408.650...Penn State.....	400.850	H	
403.300...Oklahoma.....	414.100	A	
408.050...Illinois.....	406.150	H	
Minnesota.....	358.500	H	
Iowa.....	379.000	H	
410.500...Air Force.....	398.800	A	
Army.....	387.500		
406.650...Ohio State.....	407.350	A	
404.350...Big Ten Champs(2nd).....	A		
Michigan.....	413.350		
Ohio State.....	402.700		
Illinois.....	396.950		
Penn State.....	395.800		
411.388...NCAA Qualifier.(2nd).....	A		
Stanford.....	426.325		
Illinois.....	406.691		
Penn State.....	397.889		
California.....	394.824		

Springfield.....	380.523
406.453...NCAA Finals.....(4th).....	A
Stanford.....	423.628
Oklahoma.....	414.555
Michigan.....	414.490
Ohio State.....	399.326
Illinois.....	398.523

**2023: RECORD 10-6**

NU.....	Opponent.....	Result.....	Site
399.050...West Point.....(2nd).....	A		
Penn State.....	407.600	A	
Navy.....	394.500	H	
Springfield.....	388.150	A	
405.300...Rocky Mountain(3rd).....	A		
Stanford.....	420.100	A	
Oklahoma.....	411.850	A	
Michigan.....	398.900	A	
Air Force.....	397.400	H	
399.550...Penn State.....	398.000	A	
406.250...Michigan.....	407.400	H	
417.550...Oklahoma.....	418.250	H	
Simpson.....	367.150	H	
395.250...Illinois.....	411.550	A	
410.400...Ohio State.....	401.470	H	
Greenville.....	382.050	H	
410.500...Big Ten Champ..(3rd).....	A		
Michigan.....	412.500		
Penn State.....	410.700		
Illinois.....	409.400		
Ohio State.....	405.500		
410.124...NCAA Qualifier.(2nd).....	A		
Stanford.....	421.488		
Illinois.....	405.524		
Air Force.....	399.222		
Navy.....	392.491		
Army.....	384.523		
412.427...NCAA Finals.....(5th).....	A		
Stanford.....	422.458		
Michigan.....	419.889		
Illinois.....	415.590		
Oklahoma.....	414.024		
Penn State.....	412.057		

**2024: RECORD 6-2**

NU.....	Opponent.....	Result.....	Site
403.300...Rocky Mountain.....(3rd).....	A		
Stanford.....	420.100		
Oklahoma.....	411.850		
Michigan.....	398.900		
Air Force.....	397.400		
Arizona State.....	381.450		
406.800...Penn State.....	403.200	H	
398.850...Michigan.....	407.700	A	
412.900...Greenville.....	395.700	H	
Army.....	393.550		
408.150...California.....	394.850	A	
Stanford.....	410.850	N	
Air Force.....	386.800	N	
416.550...Illinois.....	406.050	H	
418.200...Ohio State.....	414.500	A	
407.350...Big Ten Champ.....(3rd).....	A		
Michigan.....	418.100		
Illinois.....	413.750		
Ohio State.....	406.550		
413.123...NCAA Qualifier.....(2nd).....	A		
Stanford.....	417.389		
Illinois.....	410.461		
California.....	407.158		
Navy.....	396.290		
Greenville.....	389.157		
412.427...NCAA Finals.....(4th).....	A		
Stanford.....	425.324		
Michigan.....	419.689		
Oklahoma.....	412.956		
Illinois.....	411.659		
Ohio State.....	399.122		



# NEBRASKA COACHING RECORDS

\*Coaching records and series history records do not include the 1978 Rocky Mountain Open, the 1981 Windy City Invite, the 1981 Husky Classic, the 1986 Windy City Invite, the 1986 Titan Invite, the 1986 UCLA Invite or the 1986 Southwest Cup, as opponent information from these events is not available. Also, club teams are not included.

Year	Record	Pct.
<b>Charlie E. Miller (1939-48)</b>		
1939	5-3	.625
1940	2-3	.400
1941	4-2	.667
1942	1-9	.100
1943-46	No team - WWII	
1947	1-4-1	.250
1948	3-4-1	.438
<b>Career</b>	<b>16-25-2</b>	<b>.395</b>

<b>B.R. Patterson (1949)</b>		
1949	3-2	.600
<b>Career</b>	<b>3-2</b>	<b>.600</b>

<b>Jake Geier (1950-69)</b>		
1950	2-3	.400
1951	5-5	.500
1952	6-3	.667
1953	10-1	.909
1954	7-1	.875
1955	5-1	.833
1956	5-1	.833
1957	8-2	.800
1958	5-4-1	.550
1959	10-2	.833
1960	5-0	1.000
1961	7-2	.778
1962	8-2	.800
1963	13-1	.929
1964	11-1	.917
1965	9-4-1	.679
1966	6-9	.400
1967	8-9	.471
1968	8-7	.533
1969	2-12	.143
<b>Career</b>	<b>140-64-2</b>	<b>.684</b>

<b>Francis Allen (1970-2009)</b>		
1970	5-8	.385
1971	3-7	.300
1972	5-8	.385
1973	7-4	.636
1974	6-4	.600
1975	11-8	.579
1976	12-6	.667
1977	37-19	.661
1978	31-14	.689
1979	66-6	.917
1980	37-3	.925
1981	15-2	.882
1982	39-0	1.000
1983	45-0	1.000
1984	31-10	.756
1985	41-5	.891
1986	21-3	.875
1987	25-4-1	.850
1988	28-3	.903
1989	22-4	.846
1990	37-2-1	.937
1991	12-16	.429
1992	39-4	.907
1993	32-1	.967
1994	32-3	.914
1995	26-11-1	.697
1996	18-9	.667
1997	21-8	.724
1998	18-7	.720
1999	24-6-1	.790
2000	10-11	.476
2001	7-6	.538
2002	5-12	.294
2003	4-16	.200
2004	13-16	.448
2005	13-13	.500
2006	4-15	.211
2007	6-14	.200
2008	7-14	.333
2009	2-7	.222
<b>Career</b>	<b>817-309-4</b>	<b>.725</b>

<b>Chuck Chmelka (2010-Present)</b>		
2010	8-10	.444
2011	6-16	.272
2012	5-19	.208
2013	5-19	.208
2014	5-22	.185
2015	2-18	.100
2016	5-17-1	.239
2017	12-17	.414
2018	14-14	.500
2020	7-2	.777
2019	8-6	.571
2020	7-2	.777
2021	14-8	.636
2022	17-10	.630
2023	10-6	.625
2024	6-2	.750
<b>Career</b>	<b>131-188-1</b>	<b>.410</b>



In 2019, former head coach Francis Allen and gymnast Wes Suter were inducted into the Nebraska Athletics Hall of Fame.



In 1994, the Huskers claimed their eighth NCAA title at the Bob Devaney Sports Center.

# SERIES HISTORY

Series History vs. Individual Oppents and record scores through 1963-Present

Opponent	Series	Last Meeting	Record
Air Force	NU leads, 88-8	2023-24	NU, 408.150-386.800
Arizona State	NU Leads, 3-0	2022-23	NU, 402.050-375.900
Army West Point	NU leads, 11-1	2022-23	NU, 410.500-387.500
Bemidji	NU leads, 1-0	1963-64	NU, 87.0-24.0
Brigham Young	NU leads, 23-4	1996-97	NU, 227.60-223.70
California	Cal leads, 37-18	2021-22	NU, 411.388-394.824
California State Fullerton	NU leads, 8-0	1989-90	NU 284.50-273.20
Central Missouri State	NU leads, 1-0	1966-67	NU, 162.60-133.50
Colorado	NU leads, 29-11-1	1979-80	NU, 217.20-209.55
Colorado State	NU leads, 4-0	1964-65	NU, 78.50-39.50
Denver	Denver leads, 2-0	1966-67	Denver, 172.55-164.35
Fort Hays State	NU leads, 5-0	1967-68	NU, 153.65-130.40
Greenville	NU leads 2-0	2023-24	NU, 412.900-395.700
Houston Baptist	NU leads, 15-1	1989-90	NU, 279.85-274.30
Houston	NU leads, 1-0	2003-04	NU, 210.900-198.550
UIC	NU leads, 22-2	2018-19	NU, 404.650-399.150
Illinois State	NU leads, 8-0	1976-77	NU, 205.50-195.40
Illinois	Illinois leads 33-28	2021-22	NU, 406.453-398.523
Indiana	NU leads, 5-0	1978-79	NU, 309.350-233.250
Indiana State	ISU leads, 7-3	1984-85	NU, 276.000-263.450
Iowa	NU leads, 57-34-2	2020-21	NU, 398.000-397.700
Iowa State	NU leads, 74-40	1993-94	NU, 280.25-255.30
James Madison	NU leads, 3-0	1994-95	NU, 224.50-208.70
Kansas	NU leads, 26-12	1979-80	NU, 274.70-195.40
Kansas State	NU leads, 17-6	1974-75	NU, 216.15-131.55
Louisiana State	NU leads, 9-5	1983-84	NU, 278.85-270.30
Mankato State	NU leads, 5-2	1969-70	NU, 120.95-109.45
Michigan	Michigan leads, 30-20	2023-24	Michigan, 407.700-398.850
Michigan State	NU leads, 4-0	1998-99	NU, 225.980-225.675
Minnesota	Minnesota leads, 59-56-1	2021-22	NU, 408.050-358.500
MIT	NU leads, 2-0	2003-04	NU, 210.900-142.900
Montana	NU leads, 1-0	1976-77	NU (scores not available)
Navy	NU leads, 8-0	2020-21	NU, 408.623-390.990
New Mexico	NU leads, 35-7	1998-99	NU, 230.15-223.575
Northern Colorado	NU leads, 2-0	1978-79	NU, 432.900-226.450
Northern Illinois	NU leads, 14-1	1984-85	NU, 276.000-248.300
Northern Iowa	NU leads, 1-0	1971-72	NU, 148.30-106.30
Odessa	NU leads, 1-0	1976-77	412.250-367.450
Ohio State	NU leads, 42-40	2021-22	NU, 406.453-399.326
Oklahoma	OU leads, 116-108-2	2021-22	OU, 414.555-406.453
Oregon	NU leads, 4-0	1980-81	NU, 566.450-543.250
Penn State	NU leads, 39-36	2023-24	NU, 406.800-403.200
San Jose State	NU leads, 9-0	1993-94	NU, 284.40-259.05
Simpson	NU leads 1-0	2022-23	NU, 417.550-367.150
Southern Connecticut State	NU leads, 3-1	2003-04	NU, 210.90-187.40
Southern Illinois	NU leads, 31-14	1988-89	NU, 277.30-262.70
Springfield	NU Leads 1-0	2022-23	NU, 399.300-388.150
Stanford	Stanford leads, 54-23	2022-23	Stanford, 420.100-405.300
Texas	NU leads, 2-0	1983-84	NU, 277.100-171.100
UCLA	NU leads, 28-12	1993-94	NU, 279.55-270.975
UC Santa Barbara	NU leads, 16-0	2000-01	NU, 207.10-200.20
UMass	NU leads, 3-0	1999-00	NU, 226.400-222.150
Utah	Utah leads, 1-0	1970-71	Utah, 144.0-138.95
Western Michigan	NU leads, 5-0	1993-94	NU, 284.40-249.55
Wisconsin-LaCrosse	NU leads, 1-0	1976-77	NU, 397.600-258.900
Wisconsin-Oshkosh	NU leads, 2-0	1979-80	NU, (scores not available)
Wichita State	NU leads, 4-0	1968-69	NU, 140.475-131.94
William & Mary	NU leads, 4-0	2020-21	NU, 408.623-371.256



# NEBRASKA'S TEAM & INDIVIDUAL RECORDS

## NEBRASKA RECORDS - INDIVIDUAL RECORDS

### Floor Exercise

14.85	.....	Austin Epperson, 2017***
15.85	.....	Kyle King, 2016*
9.90	.....	Richard Grace, 1995
9.90	.....	Dennis Harrison, 1992
9.90	.....	Chris Riegel, 1984
9.90	.....	Scott Johnson, 1983
9.90	.....	Derek Leiter, 2000

### Pommel Horse

14.90	.....	Antonio Castro, 2017***
15.50	.....	Ethan Lottman, 2016*
15.50	.....	Eric Schryver, 2011*
9.90	.....	Che Bowers, 1993
9.90	.....	Kevin Davis, 1988
9.90	.....	Jim Hartung, 1982

### Still Rings

14.45	.....	Heath Anderson, 2017***
14.45	.....	Austin Epperson, 2017***
15.60	.....	Robbie Kocks, 2014*
9.90	.....	Jim Hartung, 1981
9.90	.....	Scott Johnson, 1981
9.90	.....	Ted Harris, 1995

### Vault

15.20	.....	Anton Stephenson, 2018***
15.40	.....	Wyatt Baier, 2012**
16.10	.....	John Robinson, 2008*
10.00	.....	Chris Riegel, 1984

### Parallel Bars

14.60	.....	Daniel Leal, 2017***
14.60	.....	Chris Stephenson, 2017***
15.50	.....	Sam Chamberlain, 2015*
9.95	.....	Kevin Davis, 1983

### Horizontal Bar

14.60	.....	Anton Stephenson, 2017***
15.20	.....	Kyle Shanahan, 2010*
9.95	.....	Scott Johnson, 1983

### All-Around

83.90	.....	Chris Stephenson, 2017***
88.90	.....	Anton Stephenson, 2016**
88.60	.....	Wyatt Aycock, 2011*
58.55	.....	Jim Hartung, 1981

## TEAM RECORDS (COUNT FIVE) - PAST

Floor Exercise	.....	48.625	.....	1990
Pommel Horse	.....	48.650	.....	1993
Still Rings	.....	48.725	.....	1994
Vault	.....	48.600	.....	1983
Parallel Bars	.....	48.800	.....	1992
Horizontal Bar	.....	48.900	.....	1983

## TEAM RECORDS (COUNT FOUR) - PAST

Floor Exercise	.....	38.950	.....	1998
Pommel Horse	.....	38.975	.....	1996
Still Rings	.....	39.175	.....	1995
Vault	.....	38.725	.....	1997
Parallel Bars	.....	39.150	.....	1997
Horizontal Bar	.....	38.975	.....	1999

## TEAM RECORDS (COUNT FOUR) - PAST\*

Floor Exercise	.....	59.750	.....	2012
Pommel Horse	.....	58.800	.....	2011
Still Rings	.....	59.650	.....	2008
Vault	.....	63.300	.....	2008/2011
	.....	59.750	.....	2012**
Parallel Bars	.....	59.000	.....	2012
Horizontal Bar	.....	58.850	.....	2010

## TEAM RECORDS (COUNT FIVE) - PAST\*\*

Floor Exercise	.....	75.450	.....	2016
Pommel Horse	.....	73.150	.....	2016
Still Rings	.....	74.050	.....	2014
Vault	.....	74.200	.....	2016
Parallel Bars	.....	72.850	.....	2013
Horizontal Bar	.....	72.700	.....	2016

## TEAM RECORDS (COUNT FIVE) - CURRENT \*\*\*

Floor Exercise	.....	72.55	.....	2017
Pommel Horse	.....	69.95	.....	2018
Still Rings	.....	69.85	.....	2017
Vault	.....	73.20	.....	2018
Parallel Bars	.....	70.80	.....	2017
Horizontal Bar	.....	70.40	.....	2017

## TOP 10 TEAM SCORES (COUNT FIVE) - PAST

1.288.95	.....	NCAA Team Finals, 1992
2.288.25	.....	NCAA Team Finals, 1994
3.288.20	.....	at New Mexico, 1993
4.288.15	.....	NCAA Team Finals, 1988
5.287.80	.....	NCAA Team Finals, 1983
6.287.775	.....	Big Eight Championships, 1994
7.287.40	.....	NCAA Team Finals, 1990
8.287.025	.....	NCAA West Regionals, 1994
9.286.925	.....	NCAA Preliminaries, 1992
10.286.85	.....	at Iowa, 1994

## TOP FIVE TEAM SCORES (COUNT FOUR) - PAST\*

1. 354.50	.....	vs. Minnesota/Iowa, 2011*
2. 353.65	.....	vs. Air Force, 2008*
3. 350.55	.....	vs. Minnesota/Iowa, 2010*
4. 349.60	.....	vs. Iowa, 2012**
5. 349.40	.....	vs. Minnesota/Arizona State, 2009*

## TOP FIVE TEAM SCORES (COUNT FIVE) - PAST\*\*

1.437.300	.....	at Arnold Classic, 2016**
2.434.300	.....	vs. Air Force, 2016**
3.432.450	.....	vs. Iowa/Minnesota, 2016**
4.431.100	.....	at Penn State, 2016**
5.428.700	.....	at Oklahoma, 2016**


## TOP FIVE TEAM SCORES (COUNT FIVE) - CURRENT\*\*\*

1. 425.550	.....	vs. Minnesota, 2017***
2. 418.350	.....	vs. Iowa/Penn State, 2017***
3. 414.400	.....	vs. Oklahoma, 2017***
4. 413.050	.....	at NCAA Qualifiers, 2017***
5. 412.900	.....	at NCAA Finals, 2017***

\*Denotes the scores after the NCAA's scoring system change during the 2008 season.

\*\*Denotes the scores following the NCAA's scoring system change on vault during the 2012 season through the season, as well as the switch from count four to count five.

\*\*\*Denotes the scores following the NCAA's scoring system change to the element group component prior to the 2017 season.



Jim Hartung was a two-time Olympian and seven-time NCAA Champion.

# TOTAL COMBINED INDIVIDUAL TITLES

Nebraska has 1908 Individual Titles. 254 on Floor; 287 titles on Pommel Horse; 239 titles on Still Rings; 232 titles on Vault; 296 on High Bar and 240 All-Around bringing a total to 1831 in current gymnastics events.

- 76**  
Jim Hartung (1979-1982)
- 63**  
Dennis Harrison (1991-1994)
- 56**  
Scott Johnson (1980-1983)
- 53**  
Richard Grace (1992-1995)
- 47**  
Patrick Kirksey (1987-1990)
- 45**  
Derek Leiter (1997-2000)
- 42**  
Phil Cahoy (1980-1983)  
Larry Gerard (1975-1979)
- 40**  
Marshall Nelson (1996-2000)
- 38**  
Tom Schlesinger (1985-1988)
- 37**  
Anton Stephenson (2016-2019)
- 36**  
Wes Suter (1983-1986)
- 35**  
Che Bowers (1991-1994)
- 33**  
Jason Hardabura (1998-2001)  
Edwin Reynolds (1935-1936)
- 31**  
Bruce Riley (1954-1965)
- 29**  
Jason Christie (1993-1996)  
Philip Sprague (1947-1949)
- 28**  
Kevin Davis (1985-1988)
- 25**  
Chris Riegel (1983-1984)
- 24**  
Bob Stelter (1987-1990)
- 23**  
Karl Byers (1958-1960)  
T.J. Schmidt (2006-2009)
- 22**  
Al Dunavan (1949-1951)  
Taylor Christopoulos (2021-present)  
Tom Kidd (1952-1954)  
Josh Rasile (2001-2004)
- 21**  
Mace Patterson (2002-2005)
- 20**  
Mark Warburton (1987-1990)
- 19**  
Foster Batten (1971-1973)
- 18**  
Duane West (1974-1977)  
Mark Williams (1977-1980)
- 16**  
Charles Ellis (1957-1959)
- 15**  
Rick Kieffer (1992-1995)
- 14**  
Grant Clinton (1999-2002)  
Gene Mackie (1972-1976)  
Wayne Strickler (1955-1957)
- 13**  
Jake Bonnay (2017-2022)  
Phil Hall (1958-1960)  
Jim Mikus (1981-1984)  
Grant Perdue (2012-2014)
- 12**  
Andreas Hofer (2010-2012)  
Jason Wassung (2004-2007)
- 11**  
Steve Elliot (1979-1982)  
Martin Fournier (1999-2002)  
Charlie Giles (2019-2022)  
Anthony Ingrelli (2008-2011)  
Malcolm Johnsen (1967)  
Jim Koziol (1995-1999)  
Sam Phillips (2020-2024)  
Pete Studenski (1972-1975)
- 10**  
Dennis Albers (1963-1964)  
Steve Dickey (1973-1976)  
Steve Friedman (2001-2005)  
Neil Palmer (1984-1987)  
Stephen Tétrault (2005-2008)  
Eric Schryver (2011-2014)  
Kyle Shanahan (2007-2010)  
Jim Unger (1972-1975)  
Derric Wood (2003-2006)
- 9**  
Wyatt Aycock (2011-2014)  
Cooper Giles (2020-2024)  
Burkett Powell (1991-1994)
- 8**  
Brad Bryan (1988-1991)  
Sumner Darling (1991-1994)  
Herb Hanich (1959-1961)  
Ted Harris (1994-1997)  
Kyle King (2015-2018)  
Donte McKinney (2022-2023)  
Josh Saegert (1990-1993)
- 7**  
Antonio Castro (2014-2018)  
Gary Duff (1973-1976)  
Dan Fogel (1952-1955)  
Gene Hart (1961-1963)  
Evan Kriley (2019-2022)  
Daniel Leal (2015-2018)  
Ryan McEwen (1995-1997)
- 6**  
Evan Hymanson (2017-2021)  
Gary Jeurink (1974-1977)  
Ethan Lottman (2013-2016)  
Tony Maras (2007-2010)  
Steve May (1967-1969)  
Ryan Sneed (2000-2003)  
John Robinson (2007-2010)
- 5**  
Dennis Anstine (1959-1961)  
Louis Ball (1992-1993)  
Paul Chumreolert (2004-2005)  
Barry Cook (1978)  
Austin Epperson (2014-2017)  
Mike Epperson (1985-1989)  
Jake Geier (1939-1941)  
Leo Geier (1947-1950)  
Chris Hiser (2022-present)  
Guy Johnson (1940-1941)  
Max Kennedy (1952-1954)  
Virgil Kubert (1960)  
Clarence Lefler (1947-1949)  
Kurt Mackie (1974-1977)  
Bill Mulholland (1994-1997)  
C.J. Schaaf (2011-2014)  
Tom Traver (1967-1969)  
Charles Williams (1960-1961)
- 4**  
Richard Brindisi (1977-1979)  
Louis Burkel (1961-1964)  
Tony Burtle (2002-2006)  
Sam Chamberlain (2013-2016)  
Barry Cross (1971-1974)  
Trent Dimas (1990)  
Jack Green (1936)  
Nickie Kallos (1947)  
Griffin Kehler (2018-2021)  
Dillan King (2019-2022)  
Ken Kohler (1957-1959)  
John Kocourek (1971-1973)  
Peter Kreischer (1941)  
Chris Stephenson (2015-2018)
- 3**  
Wyatt Baier (2011-2012)  
Larry Brown (1957-1959)  
Michael Cosgrove (1975-1977)  
Larry Evermann (1970-1973)  
Kirk Fridrich (1976-1979)  
Frank Hibbits (1980-1984)  
Art Hillman (1949-1951)  
Don Kinison (1995-1997)  
Louis Klein (2013-2015)  
Robbie Kocks (2012-2015)  
Erv Krist (1956-1958)  
Asher Lichterman (2000)  
Patrick McGill (1966-1968)  
J.D. Reive (1996-1997)  
Stanley Southwick (1939-1941)  
Zac Tideman (2023-present)
- 2**  
Edward Bignell (1936)  
Alan Cook (1968-1969)  
Bob Cooper (1942)  
Bear Danley (2008-2011)  
Josh Dilworth (2009-2010)  
Ted Dimas (1988-1991)  
Liam Doherty-Herwitz (2021-2023)  
Luke James (2023-Present)
- Bruce Kempkes (1968-1969)  
Jordan King (2016-2019)  
Kenneth Lamb (1968)  
Robert MacDonald (1956-1958)  
Collins McMaster (1942)  
Nick Moore (2003-2006)  
Bob Santorio (1966-1968)  
Gerarld Tubbs (1951)  
Rick Yates (1969)
- 1**  
Connor Adamsick (2015-2018)  
Mark Albanese (1971-1972)  
Heath Anderson (2016-2019)  
Donovan Arndt (2011-2014)  
Derek Blanks (1981)  
Daniel Brûlé (2007-2010)  
Blake Bukacek (1997-2000)  
Jack Bullington (1971)  
John Balluff (1980-1982)  
Gaius Cadwell (1939-1940)  
Chuck Chmelka (1978-1981)  
Burt Christopherson (1967)  
Asher Cohen (2023-Present)  
Don Elison (1958)  
Paul Engel (1985-1986)  
Travis Gollot (2014-2018)  
Jim Grant (1977-1978)  
Ray Hacker (2003-2006)  
Kenneth Harding (1947-1949)  
Don Hodge (1952-1955)  
George Hodges (1942)  
Paul Hughes (1950-1952)  
Brandon Hull (1981-1984)  
Khalil Jackson (2019-2022)  
David Jacobs (2010-2012)  
Jeff Johnson (1971-1974)  
Gabriel Jolley (2012-2013)  
Bruce Jones (1966-1968)  
Dylan LeClair (2019-2022)  
Alex Magsam (2015-2018)  
Nic Matthews (2003-2006)  
Burrel McMaster (1954)  
Dennis Moen (1969)  
Alex Nitashe (2024-Present)  
Max Odden (2024-Present)  
Don Pakieser (1958)  
Steve Parks (1978)  
Thomas Riesing (1968-1969)  
Mark Ringle (2011-2014)  
Dave Schulte (1972-1975)  
George Sederavisius (1967-1968)  
Sorenson (1951)  
David Spिटowski (2008)  
Steve Todd (1975-1979)  
Hal Traver (1971-1974)  
Dana Turpin (1941)  
Mitch Tyndall (2019-2021)  
Bob Yarwood (1950-1952)  
Dylan Young (2020-2023)



# NEBRASKA ALL-TIME LETTERWINNERS

<b>A</b>	Adamsick, Connor.....2015-16-17-18	Engel, Paul.....1985-86	Killeen, Michael.....2011-12	<b>R</b>	Rankin, William.....1948
	Adkins, R.F.....1917	Epperson, Austin.....2014-15-16-17	King, Dillan.....2019-20-21-22		Rasile, Josh.....2001-02-03-04
	Albanese, Mark.....1971-72	Epperson, Mike.....1985-86-88-89	King, Jordan.....2016-17-19		Raymond, Joseph.....1977
	Albers, Dennis.....1963-64	Epstein, Ira.....1951-52	King, Kyle.....2015-16-17-18		Ready, William.....1965-66-67
	Allen, Francis.....1963-64-65	Everett, Alan.....1971-72-73	Kinison, Don.....1995-96-97		Reive, J.D.....1996-97
	Anderson, Heath.....2016-17-18-19	Everitt, Joshua.....2016-17-18-19	Kirksey, Patrick.....1987-88-89-90		Reynolds, Edwin.....1935-36
	Anderson, Norman.....1950	Evermann, Larry.....1970-71-72-73	Klein, Louis.....2013-14-15		Riegel, Chris.....1983-84
	Anstine, Dennis.....1959-60-61	<b>F</b>	Kocks, Robbie.....2012-13-14-15		Riesing, Thomas.....1968-69
	Appel, Ricardo.....1981-83	Fallstead, Clarence R.....1954	Kocourek, John.....1971-72-73		Riley, Bruce.....1954-55-56
	Armstrong, Allen.....1965-66-67	Fogel, Danny.....1952-53-54-55	Kohler, Kenneth.....1957-58-59		Ringle, Mark.....2011-12-13-14
	Arndt, Donovan.....2011-12-13-14	Fournier, Martin.....1999-00-01-02	Koopman, Josh.....2002-03-04-05		Robinson, John.....2007-08-09-10
	Austin, Brian.....1978-79	Fridrich, Kirk.....1976-77-78-79	Koziol, Jim.....1995-96-98-99		Roth, Scott.....1974
	Aycock, Wyatt.....2011-12-13-14	Friedman, James.....2023-24	Kreischer, Peter.....1941		Roy, Sanjaya.....2015-16-17
<b>B</b>		Friedman, Steven.....2001-02-03-05	Kriley, Evan.....2019-20-21-22		Rusler, Josh.....2007-08-09-10
	Baier, Wyatt.....2011-12	<b>G</b>	Krist, Ervin.....1956-57-58	<b>S</b>	
	Ball, Louis.....1992-93	Gallegos, Ronald.....1981-82	Kubert, Virgil.....1960		Saegert, Josh.....1990-91-92-93
	Balluff, John.....1980-81-82	Geier, Jake.....1939-40-41	Kuhn, Robert.....1962		Sanchez, Gabriel.....2013
	Batliner, Nick.....2000	Geier, Leo.....1947-48-49-50	<b>L</b>		Sander, Ben.....1984
	Batten, Foster.....1971-72-73	Gerard, Larry.....1975-76-77-79	Lamb, Kenneth.....1968		Santorio, Robert.....1966-67-68
	Baumgarten, Cory.....2009-10	Giffin, J.L.....1921	Lambert, Eric.....1984		Schaaf, C.J.....2011-12-13-14
	Beal, Jim.....1978	Giles, Charlie.....2019-20-21-22	Leal, Daniel.....2015-16-17-18		Scheer, John.....1965-66-67
	Behrens, Dewayne.....1952	Giles, Cooper.....2020-21-22-23-24	LeClair, Dylan.....2019-20-21-22		Schieber, Lev.....1995-96
	Bell, Don.....1960	Gillespie, Terry.....1986-87	Lefler, Clarence.....1947-48-49		Schiefelbein, Mark.....1988
	Benak, Bo.....2010	Gollott, Travis.....2014-15-16-17-18	Leiter, Derek.....1997-98-99-00		Schlesinger, Tom.....1985-86-87-88
	Beran, Richard.....1965-66-67	Grace, Richard.....1992-93-94-95	Liang, Toby.....2023-24		Schmidt, T.J.....2006-07-08-09
	Bignell, Edward.....1936	Grant, Jim.....1977-78	Lichterman, Asher.....2000		Schomohr, Don.....1974-75-76
	Blocker, Jon.....1971-72	Green, Jack.....1936	Linn, Bert.....1953-54-55		Schryver, Eric.....2011-12-13-14
	Bolotsky, Nikita.....2020-21-22	Griffin, Ray.....1941	Lober, Austin.....2017-18-19		Schulte, David.....1972-75
	Bonny, Jake.....2017-18-19-20-21-22	Griffith, James.....1942	Lococo, Larry.....1971		Scripnick, Jonathan.....2018-19-20-21
	Bowden, Bob.....1973-74	Gump, James.....1971-72-73-74	Lococo, Steve.....1975-76-77-78		Sederavicus, George.....1967-68
	Bowers, Che.....1991-92-93-94	<b>H</b>	Lottman, Ethan.....2013-14-15-16		Seidel, Don.....1939
	Bowers, Dave.....1960	Hacker, Ray.....2003-04-05-06	Lowe, Marty.....1971		Shafer, Mike.....1986
	Bowers, Michael.....1982-83-85	Hall, Phillip.....1958-59-60	<b>M</b>		Shanahan, Kyle.....2007-08-09-10
	Brass, Bill.....1960-61	Hanich, Herbert.....1959-60-61	MacDonald, Robert.....1956-57-58		Simonson, Randy.....1991-92
	Brindisi, Richard.....1977-78-79	Hardabura, Jason.....1998-99-01	Mackie, Eugene.....1972-73-75-76		Sitzman, Thomas.....1962-63-64
	Brown, Larry.....1957-58-59	Harding, Kenneth.....1947-48-49	Mackie, Kurt.....1974-75-76-77		Sneed, Ryan.....2000-01-02-03
	Brulé, Daniel.....2007-08-09-10	Harkson, U.S.....1916	Mackie, Mark.....1975		Sommers, Brenon.....2015-16-17-18
	Bryan, Brad.....1988-89-90-91	Harris, Ted.....1994-95-96-97	Magsam, Alex.....2015-16-17-18		Southwick, Philip.....1914-15
	Bukacek, Blake.....1997-98-99-00	Harrison, Dennis.....1991-92-93-94	Maras, Tony.....2007-08-09-10		Southwick, Stanley.....1939-41
	Bullington, Jack.....1971	Hart, Gene.....1961-63	Martin, Joshua.....2018-19		Spitdowski, David.....2008
	Burkel, Louis.....1961-62-64	Hartung, Jim.....1979-80-81-82	Mathews, Nic.....2003-04-05-06		Sprague, A.J.....1957
	Burtle, Tony.....2002-03-04-06	Hedval, Zach.....2013-14	Mauldin, James.....2006-07-08-09		Sprague, Charles.....1953-54
	Byers, Karl.....1958-59-60	Heineman, Richard.....1976-77	May, Stephen.....1967-68-69		Sprague, Philip.....1947-48-49
<b>C</b>		Helgelson, Lloyd.....1949	McCoy, Richard.....1961-62-63		Stelter, Bob.....1987-88-89-90
	Cadwell, Gaius.....1939-40	Henriouille, Hayden.....2012	McCracken, Andrew.....1981		Stephenson, Anton.....2016-17-18-19
	Cahoy, Phil.....1980-81-82-83	Heredia, Michael.....2010	McEwen, Ryan.....1995-96-97		Stephenson, Chris.....2015-16-17-18
	Carter, Earl.....1988-89-90	Hernan, Floyd.....1935	McGill, Patrick.....1966-67-68		Stillwell, Connor.....2012-13
	Castro, Antonio.....2014-16-17-18	Hernandez, Adrion.....2007	McKinney, Donte.....2022-23		Stone, Vance.....1966
	Chamberlain, Sam.....2013-14-15-16	Hesson, James.....1968	McMaster, Burrell.....1954		Strickler, Wayne.....1955-56-57
	Charter, Jon.....2005-06-07	Hibbitts, Frank.....1980-81-82-84	McMaster, Collins.....1942		Studenski, Peter.....1972-73-74-75
	Chmelka, Chuck.....1978-79-80-81	Hillman, Arthur.....1948-49-50-51	McWilliams, Victor.....1969		Sundeen, Gene.....1947
	Chmelka, John.....1984	Hiser, Chris.....2022-23-24	Mikus, Jim.....1981-82-83-84		Suter, Wes.....1983-84-85-86
	Christensen, Micah.....2011-12-13	Hobson, Mark.....1978-79-80-81	Miller, Warren.....1923		Swihart, Steve.....1962
	Christie, Jason.....1993-94-95-96	Hodge, Donald.....1952-53-54-55	Mitchell, D.C.....1909	<b>T</b>	
	Christopherson, Burton.....1967	Hodges, George.....1942	Moen, Dennis.....1969		Tamane, Kenji.....2020
	Christopoulos, Taylor.....2021-22-23-24	Hofer, Andreas.....2010-11-12	Mondi, Chase.....2024		Tétrault, Stephen.....2005-06-07-08
	Chronopoulos, Yanni.....2021-22-23-24	Hoskovec, Michael.....1967-68-69	Moore, Douglas.....1960-61		Thurber, Dave.....1971
	Chumreontert, Paul.....2004-05	House, Andrew.....2011-12-14-15	Moore, Nicholas.....2003-04-05-06		Thurber, John.....1972
	Clinton, Grant.....1999-00-01-02	Howard, Harry.....1963-64-65	Mott, Mick.....1971		Tideman, Zac.....2023-24
	Cohen, Asher.....2023-24	Hughes, Paul.....1950-51-52	Morgan, A.J.....2022-23-24		Tietze, Adam.....2002-03-04-05
	Contreras, Dave.....1974	Hull, Brandon.....1981-82-83-84	Mueller, Moritz.....2020-21-22-23		Todd, Stephen.....1975-77-78-79
	Cook, Alan.....1968-69	Hymanson, Evan.....2017-19-20-21	Mulholland, Bill.....1994-95-96-97		Tokar, Coleman.....2014-16-17
	Cook, Barry.....1978	<b>I</b>	Murphy, William.....1961		Traver, Harold.....1971-72-73-74
	Cooper, Bob.....1942	Ingrelli, Anthony.....2008-09-10-11	<b>N</b>		Traver, Thomas.....1967-68-69
	Cosgrove, Mike.....1975-76-77	Inness, Jimmy.....1966	Nelson, Marshall.....1996-97-98-00		Tubbs, Gerald.....1951
	Craren, Eddie.....1951	Irick, Ryan.....2015-16	Nessi, Karl.....2002		Turley, Victor.....1965
	Critz, Jack.....2023	Ives, Jacob.....2006-09	Newstrom, Terry.....1976		Tyndall, Mitch.....2019-20-21
	Cross, Barry.....1971-72-73-74	<b>J</b>	Nitache, Alex.....2024	<b>U</b>	
	Cutshall, Bruce.....1965	Jacobs, David.....2010-11-12	Nowels, Terry.....1978-79		Ungar, Josh.....2012-13-14-15
<b>D</b>		Jackson, Khalil.....2019-21-22	Nystrom, Thomas.....1962		Unger, James.....1972-73-74-75
	Daigle, Eric.....2007-08	Jakub, Dusty.....1999-00	<b>O</b>		Urwiler, Noah.....2020-21-22
	Danley, Bear.....2008-09-10-11	James, Luke.....2023-24	O'Connor, Frank.....1974-75-76	<b>W</b>	
	Darling, Sumner.....1991-92-93-94	James, Melvin.....1948	Odden, Max.....2024		Waloff, Stefan.....2008-09-10
	Davis, Kevin.....1985-86-87-88	Jeurink, Gary.....1974-75-76-77	<b>P</b>		Warburton, Mark.....1987-88-89-90
	DeGrazia, Sanyi.....1989-90	Johnsen, Malcolm.....1967	Pakieser, Donald.....1958		Wassung, Jason.....2004-05-06-07
	Dickey, Steve.....1973-74-75-76	Johnson, Guy.....1940-41	Palmer, Neil.....1984-85-86-87		Wax, William.....1960
	Dilworth, Josh.....2009-10	Johnson, James.....1948	Parks, Steve.....1978		Weaver, L.W.....1911
	Dimas, Ted.....1988-89-90-91	Johnson, Jeff.....1971-73-74	Partridge, Cole.....2024		West, Duane.....1974-75-76-77
	Dimas, Trent.....1990	Johnson, Scott.....1980-81-82-83	Patterson, Mace.....2002-03-04-05		Williams, Charles.....1960-61
	Doherty-Herwitz, Liam.....2021-22-23	Jolley, Gabriel.....2012-13	Pauley, Stuart.....1969		Williams, Mark.....1977-78-79-80
	Drewing, C.J.....1916	Jones, Bruce.....1966-68	Pelcak, Emil.....1941-42		Winkelman, Jim.....1978-79-80
	Duff, Gary.....1973-74-75-76	Jones, Steven.....1971	Pepe, Joey.....2022-23-24		Wong, Travis.....2022-23-24
	Dunavan, Albert.....1949-50-51	<b>K</b>	Perdue, Grant.....2012-13-14		Wood, Derric.....2003-04-05-06
	Dunkley, Kevin.....1977-78-79-80	Kallos, Nickie.....1947	Peters, Zachary.....2018-19-20-21		Woodard, Terrance.....1965
	Durst, Garret.....2008	Kehler, Griffin.....2018-19-20-21	Pfeiff, Lawrence.....1963-64	<b>Y</b>	
<b>E</b>		Kempkes, Bruce.....1968-69	Phillips, Samuel.....2020-21-22-23-24		Yarwood, Bob.....1950-51-52
	Eastman, Will.....2011-12	Kelly, Jeff.....2000-01-02-03	Porter, Cecil.....1942		York, Nathan.....2023-24
	Elliott, Steve.....1979-80-81-82	Kennedy, Max.....1952-53-54	Powell, Burkett.....1991-92-93-94		Young, Dylan.....2020-21-22-23
	Ellis, Charles.....1957-58-59	Kidd, Thomas.....1952-53-54	Proffitt, Roy.....1939-40	<b>Z</b>	
	Ellison, Donald.....1958	Kieffer, Rick.....1992-93-94-95	Purdy, Charles.....1948		Zymball, Andrew.....2016-17-18-19

## NEBRASKA GYMNASTICS ALL-AMERICANS

**Gymnast Event Score Place**

Gymnast	Event	Score	Place
<b>2024</b>			
Taylor Christopoulos	AA	81.933	6th
	FX	14.500	2th
	V	15.000	4th
	HB	13.900	3rd
Asher Cohen	SR	13.966	6th
Cooper Giles	PH	14.300	6th
Sam Phillips	AA	80.33	7th
	HB	13.600	7th
Zac Tiderman	HB	13.900	2nd
	V	14.800	7th
<b>2023</b>			
Taylor Christopoulos	AA	84.166	2nd
	FX	14.600	5th
	PB	14.400	7th
Donte McKinney	HB	14.366	2nd
Zac Tiderman	V	14.700	8th
<b>2022</b>			
Dillan King	PB	14.03	8th
Donte McKinney	VT	14.60	7th
<b>2021</b>			
Taylor Christopoulos	V	14.66	5th
Charlie Giles	PH	13.56	7th
	V	14.70	4th
Evan Kriley	PH	13.70	3rd
Mitch Tyndall	PH	13.66	4th
<b>2020</b>			
<i>*due to the coronavirus pandemic, regular season honors were awarded.</i>			
<b>2019</b>			
Jake Bonnay	FX	14.40	8th
Charlie Giles	V	14.60	8th
Khalil Jackson	HB	13.83	7th
Josh Martin	PH	13.60	8th
Anton Stephenson	V	14.86	3rd
Anton Stephenson	AA	83.63	7th
<b>2018</b>			
Connor Adamsick	FX	14.30	4th
Griffin Kehler	FX	14.20	T5th
Anton Stephenson	V	14.80	T2nd
Chris Stephenson	PB	14.33	8th
<b>2017</b>			
Austin Epperson	FX	14.60	T2nd
Kyle King	FX	14.45	5th
<b>2016</b>			
Sam Chamberlain	PB	15.15	3rd
Austin Epperson	FX	14.70	T5th
Ethan Lottman	PH	15.25	3rd
Anton Stephenson	PB	14.70	T7th
<b>2015</b>			
Ethan Lottman	PH	14.45	5th
<b>2014</b>			
Wyatt Aycock	AA	88.50	8th
<b>2013</b>			
Wyatt Aycock	AA	85.20	7th
Sam Chamberlain	PB	14.925	3rd
Grant Perdue	V	15.175	4th
<b>2012</b>			
Grant Perdue	FX	15.40	4th
<b>2010</b>			
Anthony Ingrelli	SR	15.05	6th
<b>2007</b>			
T.J. Schmidt	PH	9.075	5th
Stephen Tétrault	AA	52.05	7th
	PH	8.975	6th
<b>2005</b>			
Paul Chumreontert	PH	9.587	5th
Stephen Tétrault	V	9.30	5th
<b>2004</b>			
Josh Rasile	SR	9.525	5th
<b>2003</b>			
Steven Friedman	PB	8.837	5th
<b>2000</b>			
Dusty Jakub	PB	9.6625	5th
Derek Leiter	AA	57.825	5th
	V	9.7375	3rd
Asher Lichterman	V	9.7125	4th
<b>1999</b>			
Blake Bukacek	HB	9.825	2nd
Jason Hardabura	AA	58.05	1st
	FX	9.80	1st
	HB	9.6875	4th
Jim Koziol	SR	9.5875	6th
<b>1998</b>			
Jim Koziol	SR	9.765	4th
Derek Leiter	AA	57.075	4th
Bill Mulholland	V	9.60	4th
Marshall Nelson	PH	9.775	2nd
	PB	9.7875	1st
<b>1997</b>			
Ryan McEwen	HB	9.7375	3rd
Marshall Nelson	V	9.6875	5th
	PB	9.95	1st
	HB	9.7875	1st
<b>1996</b>			
Jason Christie	PB	9.65	5th
	HB	9.775	6th
Ted Harris	SR	9.80	3rd
Marshall Nelson	PH	9.825	3rd
<b>1995</b>			
Richard Grace	AA	58.325	1st
	PB	9.80	1st
Rick Kieffer	HB	9.8375	1st
<b>1994</b>			
Che Bowers	PH	9.40	4th
Sumner Darling	AA	57.20	5th
Richard Grace	AA	57.40	4th
	PB	9.575	1st
	HB	8.95	6th
Dennis Harrison	AA	58.20	1st
	FX	9.20	2nd
	PH	8.85	6th
	V	9.60	2nd
	PB	9.35	4th
	HB	9.25	2nd
Rick Kieffer	SR	9.30	5th
Burkett Powell	PB	9.40	2nd
<b>1993</b>			
Che Bowers	PH	9.40	3rd
	HB	9.50	2nd
Richard Grace	FX	9.40	1st
Dennis Harrison	AA	57.55	3rd
	PB	8.90	6th
Rick Kieffer	SR	9.55	5th
<b>1992</b>			
Dennis Harrison	AA	113.95	5th
	HB	9.725	5th
Che Bowers	PH	9.90	1st
	HB	9.675	6th
Sumner Darling	PB	9.85	2nd
Rick Kieffer	HB	9.825	2nd
Josh Saegert	PB	9.80	4th
<b>1991</b>			
Dennis Harrison	V	9.475	6th
<b>1990</b>			
Trent Dimas	FX	9.775	2nd
	HB	9.90	2nd
Patrick Kirksey	AA	113.45	3rd
	PH	9.80	3rd
	PB	9.725	1st
Bob Stelter	AA	112.75	4th
Mark Warburton	SR	9.725	6th
	PB	9.75	2nd
<b>1989</b>			
Mike Epperson	HB	9.45	3rd
Patrick Kirksey	AA	112.60	1st
	PH	9.35	6th
	PB	9.70	3rd
	HB	9.35	5th
Bob Stelter	AA	111.30	4th
<b>1988</b>			
Kevin Davis	AA	113.00	1st
	SR	9.675	4th
	PB	9.90	1st
Patrick Kirksey	V	9.50	6th
Tom Schlesinger	AA	112.50	4th
	SR	9.65	5th
	HB	9.875	3rd
Bob Stelter	V	9.5375	5th
Mark Warburton	PB	9.80	2nd
<b>1987</b>			
Kevin Davis	AA	112.05	2nd
	PH	9.55	6th
	PB	9.75	1st
Tom Schlesinger	AA	113.25	1st
	PB	9.75	1st
	HB	9.90	2nd
<b>1986</b>			
Kevin Davis	PB	9.70	4th
Wes Suter	AA	56.90	4th
	PB	9.60	6th
Tom Schlesinger	PB	9.70	4th
<b>1985</b>			
Mike Epperson	PB	9.60	5th
Neil Palmer	HB	9.80	3rd
Wes Suter	AA	58.20	1st
	FX	9.80	1st
	HB	9.90	1st
<b>1984</b>			
Jim Mikus	FX	9.10	6th
	HB	9.50	6th
Chris Riegel	AA	113.95	4th
	FX	9.60	3rd
	V	10.00	1st
	PB	9.40	3rd
	HB	9.60	5th
<b>1983</b>			
Phil Cahoy	AA	115.20	4th
Scott Johnson	AA	115.95	2nd
	FX	9.90	1st
	SR	9.80	2nd
	V	9.80	4th
	PB	9.85	1st
	HB	9.95	1st
Jim Mikus	HB	9.80	3rd
Chris Riegel	AA	114.90	6th
	V	9.90	1st
<b>1982</b>			
John Balluff	PH	9.75	3rd
Phil Cahoy	AA	113.10	5th
	PH	9.65	5th
	PB	9.35	6th
Steve Elliott	FX	9.85	1st
	V	9.90	1st
Jim Hartung	AA	115.80	2nd
	FX	9.70	3rd
	PH	9.55	6th
	SR	9.85	1st
	PB	9.70	1st
	HB	9.80	3rd
Scott Johnson	AA	112.95	6th
	FX	9.70	3rd
Jim Mikus	AA	114.05	4th
	FX	9.55	6th
<b>1981</b>			
Phil Cahoy	AA	113.80	5th
	PB	9.70	1st
	HB	9.90	1st
Jim Hartung	AA	115.90	1st
	FX	9.80	2nd
	PH	9.80	3rd
	SR	9.90	1st
	PB	9.70	1st
	HB	9.80	2nd
Frank Hibbits	PH	9.35	6th
Scott Johnson	SR	9.75	2nd
	HB	9.70	6th
<b>1980</b>			
Phil Cahoy	AA	111.65	4th
	PB	19.55	1st
	HB	19.55	1st
Steve Elliott	FX	19.55	1st
	V	19.15	6th
Jim Hartung	AA	115.02	1st
	FX	19.10	6th
	PH	19.20	5th
	SR	19.45	1st
	PB	19.30	2nd
Scott Johnson	V	19.75	2nd
<b>1979</b>			
Larry Gerard	AA	112.25	5th
	SR	19.00	4th
	HB	19.125	4th
Jim Hartung	AA	114.15	3rd
	FX	19.075	3rd
	PH	19.20	4th
	SR	19.10	3rd
	PB	18.775	4th
<b>1978</b>			
Mark Williams	HB	18.75	6th
<b>1977</b>			
Larry Gerard	HB	18.75	4th
Kurt Mackie	SR	18.675	5th
<b>1976</b>			
Steve Dickey	PH	18.575	5th
Larry Gerard	AA	107.10	5th
	SR	18.50	6th
	HB	18.80	3rd
<b>1975</b>			
Gene Mackie	AA	106.70	4th
Pete Studenski	SR	18.70	5th
Jim Unger	FX	18.55	5th
<b>1964</b>			
Dennis Albers	V	9.17	3rd
Francis Allen	PB	9.27	4th



# NEBRASKA'S CONFERENCE HISTORY & HONORS

Note: Nebraska participated in the Big Eight Conference before 1995. After Iowa State dropped men's gymnastics following the 1994 season, the Big Twelve Conference opted not to sanction a league championship meet because NU and Oklahoma were the only schools sponsoring a varsity team. NU entered the Mountain Pacific Sports Federation (MPSF) in 1995. The Huskers joined the Big Ten Conference for the 2012 season.

## INDIVIDUAL CONFERENCE CHAMPIONS

Gymnast	Event	Score
<b>2023</b>		
Taylor Christophulos	V	14.900
<b>2019</b>		
Anton Stephenson	V	14.800
<b>2018</b>		
Anton Stephenson	V	14.950
	PB	14.150
<b>2017</b>		
Anton Stephenson	V	14.975
<b>2002</b>		
Josh Rasile	V	9.500
<b>2000</b>		
Derek Leiter	AA	58.300
<b>1999</b>		
Jason Hardabura	AA	58.075
<b>1998</b>		
Marshall Nelson	HB	9.800
Jason Hardabura	FX	9.725
<b>1997</b>		
Marshall Nelson	PH	9.800
	PB	9.900
Ted Harris	SR	9.750
<b>1996</b>		
Jason Christie	PB	9.780
<b>1995</b>		
Richard Grace	AA	58.200
	FX	9.825
	V	9.650
Jason Christie	PB	9.825
<b>1994</b>		
Dennis Harrison	AA	57.625
	PB	9.900
Jason Christie	HB	9.800
Rick Kieffer	SR	9.750
Che Bowers	PH	9.800
<b>1993</b>		
Che Bowers	PH	9.850
Dennis Harrison	PB	9.750
<b>1992</b>		
Dennis Harrison	FX	9.750
	V	9.500
	PB	9.700
Che Bowers	PH	9.750
	HB	9.800
Richard Grace	V	9.500
<b>1991</b>		
Brad Bryan	FX	9.800
Dennis Harrison	V	9.750
<b>1990</b>		
Patrick Kirksey	AA	115.000
	FX	9.800
	SR	9.650
	PB	9.750
	PH	9.750
Bob Stelter	V	9.600
Mark Warburton	HB	9.750
<b>1989</b>		
Patrick Kirksey	AA	111.550
	FX	9.850
	PH	9.800
	PB	9.750
Mark Warburton	SR	9.600

<b>1988</b>		
Kevin Davis	AA	112.100
	SR	9.650
Tom Schlesinger	SR	9.650
	PB	9.900
Mark Warburton	SR	9.650
Patrick Kirksey	PH	9.600
<b>1987</b>		
Tom Schlesinger	SR	9.800
	PB	9.850
Bob Stelter	V	9.450
<b>1986</b>		
Wes Suter	FX	9.650
	HB	9.700
Mike Epperson	V	9.600
	HB	9.700
Tom Schlesinger	PB	9.750
<b>1985</b>		
Wes Suter	AA	107.650
	PH	9.700
	V	9.800
	HB	9.800
Neil Palmer	HB	9.800
<b>1984</b>		
Chris Riegel	AA	113.500
	V	9.800
Jim Mikus	PB	9.600
Frank Hibbits	PH	9.700
<b>1983</b>		
Scott Johnson	AA	115.650
	SR	9.750
	PB	9.700
	V	9.700
	HB	9.900
Phil Cahoy	PH	9.800
<b>1982</b>		
Jim Hartung	AA	115.300
	PH	9.900
	SR	9.750
	HB	9.850
Steve Elliott	V	9.850
<b>1981</b>		
Jim Hartung	SR	19.450
	PH	19.450
<b>1980</b>		
Jim Hartung	AA	57.700
	SR	19.300
	HB	19.250
Phil Cahoy	PH	19.350
<b>1979</b>		
Jim Hartung	V	9.550
	SR	9.550
<b>1978</b>		
Mark Williams	HB	18.975
<b>1977</b>		
Larry Gerard	HB	18.875
Duane West	FX	18.550
<b>1976</b>		
Larry Gerard	AA	105.450
	HB	18.750
Gene Mackie	PB	17.85
<b>1975</b>		
Pete Studenski	SR	19.175
Gary Duff	PB	18.250
<b>1974</b>		
Hal Traver	PH	18.100

<b>1972</b>		
Hoppy Batten	HB	18.100
<b>1964</b>		
Dennis Albers	AA	520.000
	FX	90.000
	PH	87.750
	V	90.125
	T	87.500
Francis Allen	PB	87.250
<b>ADDITIONAL CONFERENCE MEDALISTS</b>		
<b>Gymnast Event Score</b>		
<b>2024</b>		
Taylor Christophulos	HB (3rd)	14.125
Cooper Giles	PH (3rd)	14.250
<b>2023</b>		
Donte McKinney	HB (3rd)	14.475
Nathan York	FX (3rd)	14.325
<b>2022</b>		
Dillan King	HB (3rd)	13.675
<b>2021</b>		
Taylor Christophulos	VT (2nd)	14.550
Charlie Giles	VT (3rd)	14.500
Sam Phillips	HB (3rd)	13.800
<b>2018</b>		
Anton Stephenson	FX (T2nd)	14.200
Jake Bonnay	FX (T2nd)	14.200
	V (2nd)	14.900
Kyle King	V (3rd)	14.775
Daniel Leal	PB (3rd)	13.950
<b>2017</b>		
Anton Stephenson	AA (3rd)	82.35
<b>2016</b>		
Daniel Leal	PB (2nd)	15.425
<b>2015</b>		
Kyle King	V (T3rd)	15.10
<b>2014</b>		
Robbie Kocks	SR (3rd)	15.60
<b>2013</b>		
Sam Chamberlain	PB (3rd)	14.775
Louis Klein	HB (2nd)	15.075
Grant Perdue	V (3rd)	15.15
<b>2012</b>		
Eric Schryver	PH (3rd)	14.20
<b>2009</b>		
T.J. Schmidt	PH (2nd)	15.05
<b>2008</b>		
T.J. Schmidt	PB (3rd)	15.40
<b>2007</b>		
T.J. Schmidt	PH (3rd)	8.70
Jason Wassung	V (T2nd)	9.10
<b>2006</b>		
Derric Wood	PH (2nd)	8.80
Jason Wassung	PH (3rd)	8.75
Nic Matthews	V (3rd)	9.325
<b>2005</b>		
Stephen Tétrault	AA (3rd)	53.075
Stephen Tétrault	V (2nd)	9.40
<b>2004</b>		
Mace Patterson	HB (3rd)	9.137
<b>2003</b>		
Steven Friedman	AA (3rd)	54.125

# NEBRASKA'S CONFERENCE HISTORY & HONORS

Note: Nebraska participated in the Big Eight Conference before 1995. After Iowa State dropped men's gymnastics following the 1994 season, the Big Ten Conference opted not to sanction a league championship meet because NU and Oklahoma were the only schools sponsoring a varsity team. NU entered the Mountain Pacific Sports Federation (MPSF) in 1995. The Huskers joined the Big Ten Conference for the 2012 season.

**2001**

Jason Hardabura.....	PH (3rd).....	8.85
Grant Clinton.....	SR (3rd).....	8.95
Grant Clinton.....	PB (3rd).....	8.70
Jason Hardabura.....	HB (3rd).....	8.70

**2000**

Dusty Jakub.....	PB (2nd).....	9.725
Asher Lichterman.....	V (T3rd).....	9.60

**1999**

Derek Leiter.....	AA (2nd).....	56.65
Jason Hardabura.....	PH (T3rd).....	9.6875
Jason Hardabura.....	SR (3rd).....	9.6625

**1998**

Marshall Nelson.....	PH (2nd).....	9.75
Derek Leiter.....	PH (3rd).....	9.725
Jim Koziol.....	SR (T3rd).....	9.625

**1997**

Derek Leiter.....	AA (2nd).....	56.975
Marshall Nelson.....	PH (2nd).....	9.725
JD Reive.....	PB (3rd).....	9.65
Ryan McEwen.....	HB (2nd).....	9.80

**1996**

Ted Harris.....	SR (2nd).....	9.5875
Jason Christie.....	PB (2nd).....	9.6375

**1995**

Rick Kieffer.....	AA (3rd).....	57.375
Rick Kieffer.....	FX (3rd).....	9.70
Richard Grace.....	PB (3rd).....	9.775

**1994**

Rick Kieffer.....	AA (2nd).....	57.30
Jason Christie.....	FX (2nd).....	9.80
Rick Kieffer.....	V (2nd).....	9.55
Burkett Powell.....	HB (3rd).....	9.75

**1993**

Burkett Powell.....	FX (2nd).....	9.675
Richard Grace.....	FX (3rd).....	9.625
Dennis Harrison.....	PH (2nd).....	9.65
Rick Kieffer.....	SR (2nd).....	9.55
Burkett Powell.....	SR (3rd).....	9.50
Dennis Harrison.....	V (T2nd).....	9.45
Richard Grace.....	V (T2nd).....	9.45
Burkett Powell.....	PB (9.50).....	9.65
Rick Kieffer.....	PB (3rd).....	9.45
Burkett Powell.....	HB (3rd).....	9.60

**1992**

Sumner Darling.....	AA (3rd).....	101.60
Sumner Darling.....	FX (T3rd).....	9.60
Che Bowers.....	FX (T3rd).....	9.60
Dennis Harrison.....	PH (2nd).....	9.65
Josh Saegert.....	PH (T3rd).....	9.55
Rick Kieffer.....	SR (2nd).....	9.65
Josh Saegert.....	PB (2nd).....	9.65
Burkett Powell.....	PB (3rd).....	9.65
Sumner Darling.....	HB (2nd).....	9.80
Dennis Harrison.....	HB (3rd).....	9.65

**1991**

Sumner Darling.....	FX (2nd).....	9.65
Che Bowers.....	PH (T2nd).....	9.55
Brad Bryan.....	PH (T2nd).....	9.55
Che Bowers.....	HB (T3rd).....	9.60
Sumner Darling.....	HB (T3rd).....	9.60

**1990**

Mark Warburton.....	AA (2nd).....	111.05
Bob Stelter.....	AA (3rd).....	110.50
Trent Dimas.....	FX (2nd).....	9.75
Bob Stelter.....	SR (T3rd).....	9.60
Mark Warburton.....	SR (T3rd).....	9.60
Patrick Kirksey.....	V (3rd).....	9.45
Bob Stelter.....	PB (3rd).....	9.45

**1989**

Bob Stelter.....	AA (2nd).....	109.80
Bob Stelter.....	FX (2nd).....	9.75
Mark Warburton.....	PH (2nd).....	9.50
Bob Stelter.....	PH (3rd).....	9.40
Patrick Kirksey.....	SR (2nd).....	9.40
Bob Stelter.....	SR (3rd).....	9.35
Bob Stelter.....	V (T2nd).....	9.55
Mark Warburton.....	PB (2nd).....	9.65
Mark Warburton.....	HB (2nd).....	9.60

**1988**

Tom Schlesinger.....	AA (2nd).....	111.150
Patrick Kirksey.....	FX (3rd).....	9.70
Patrick Kirksey.....	V (3rd).....	9.60
Kevin Davis.....	PB (T2nd).....	9.75
Tom Schlesinger.....	HB (2nd).....	9.80
Mike Schiefelbein.....	HB (T3rd).....	9.75
Mike Epperson.....	HB (T3rd).....	9.75
Kevin Davis.....	HB (T3rd).....	9.75

**1987**

Tom Schlesinger.....	AA (2nd).....	111.40
Kevin Davis.....	AA (3rd).....	109.150
Kevin Davis.....	FX (T2nd).....	9.70
Tom Schlesinger.....	FX (T2nd).....	9.70
Tom Schlesinger.....	PH (T2nd).....	9.70
Kevin Davis.....	SR (T2nd).....	9.75
Patrick Kirksey.....	V (3rd).....	9.35
Patrick Kirksey.....	PB (T3rd).....	9.60
Neil Palmer.....	PB (T3rd).....	9.60
Neil Palmer.....	HB (T2nd).....	9.75

**1986**  
Information not available.

**1985**

Kevin Davis.....	AA (3rd).....	104.600
Mike Epperson.....	FX (2nd).....	9.75
Wes Suter.....	FX (3rd).....	9.70
Kevin Davis.....	PH (2nd).....	9.60
Dave Bowers.....	PH (T3rd).....	9.50
Mike Epperson.....	SR (2nd).....	9.55
Wes Suter.....	SR (T3rd).....	9.50
Mike Epperson.....	V (3rd).....	9.65
Tom Schlesinger.....	PB (2nd).....	9.50
Kevin Davis.....	PB (T3rd).....	9.45
Wes Suter.....	PB (T3rd).....	9.45
Kevin Davis.....	HB (3rd).....	9.75

**1984**

Jim Mikus.....	AA (2nd).....	112.850
----------------	---------------	---------

**1983**

Phil Cahoy.....	AA (2nd).....	57.30
Chris Riegel.....	AA (3rd).....	56.10
Scott Johnson.....	FX (T2nd).....	9.70
Chris Riegel.....	FX (T2nd).....	9.70
Scott Johnson.....	PH (T3rd).....	9.55
Brandon Hull.....	PB (2nd).....	9.40
Chris Riegel.....	PB (3rd).....	9.35
Phil Cahoy.....	HB (2nd).....	9.80
Chris Riegel.....	HB (3rd).....	9.70

**1982 & 1981**  
Information not available.

**1980**

Phil Cahoy.....	AA (2nd).....	57.05
Jim Hartung.....	FX (2nd).....	19.15
Phil Cahoy.....	FX (3rd).....	18.85
John Balluf.....	PH (2nd).....	19.15
Jim Hartung.....	PH (3rd).....	19.10
Jim Hartung.....	V (2nd).....	19.45
Phil Cahoy.....	PB (2nd).....	19.20

**1979**

Jim Hartung.....	AA (2nd).....	112.40
Larry Gerard.....	AA (3rd).....	111.05
Jim Hartung.....	PH (2nd).....	9.45
Larry Gerard.....	SR (3rd).....	9.375
Larry Gerard.....	PB (2nd).....	9.50

**BIG TEN CHAMPIONS**

Year	Team	Score
2024	Michigan	412.400
2023	Michigan	413.350
2022	Michigan	413.350
2021	Michigan	411.000
2019	Penn State	410.350
2018	Illinois	413.900
2017	Ohio State	418.600
2016	Ohio State	434.450
2015	Penn State	436.700
2014	Michigan	448.200
2013	Michigan	438.900
2012	Illinois	352.950

**MPSF CHAMPIONS**

Year	Team	Score
2011	Stanford	362.250
2010	Oklahoma	354.550
2009	Stanford	363.750
2008	Oklahoma	359.150
2007	Oklahoma	217.950
2006	Oklahoma	219.175
2005	Oklahoma	225.650
2004	California	220.225
2003	Oklahoma	223.500
2002	Oklahoma	219.225
2001	Oklahoma	217.725
2000	Oklahoma	230.675
1999	Nebraska & Oklahoma	228.775
1998	California	229.050
1997	Nebraska	230.700
1996	California	228.970
1995	Stanford	229.000

**BIG EIGHT CHAMPIONS**

Year	Team	Score
1994	Nebraska	287.775
1993	Nebraska	283.300
1992	Nebraska	286.500
1991	Oklahoma	283.800
1990	Nebraska	282.150
1989	Nebraska	282.150
1988	Nebraska	284.400
1987	Oklahoma	285.150
1986	Nebraska	283.750
1985	Nebraska	284.900
1984	Oklahoma	279.650
1983	Nebraska	282.200
1982	Nebraska	281.050
1981	Oklahoma	558.650
1980	Nebraska	279.550
1979	Oklahoma	443.200
1978	Oklahoma	443.200
1977	Oklahoma	427.550
1976	Nebraska	419.000
1975	Iowa State	422.850
1974	Iowa State	325.050
1973	Iowa State	330.350
1972	Iowa State	317.050
1971	Iowa State	316.950
1970	Iowa State	165.550
1969	Iowa State	161.825
1968	Colorado	178.850
1967	Iowa State	187.450
1966	Iowa State	186.550
1965	Iowa State	178.500
1964	Nebraska	203.500

Jim Hartung..... HB (2nd).....9.25  
Mark Williams..... HB (3rd).....9.225

**1978**  
Kirk Fridrich..... HB (T3rd).....18.775

**1977**

Larry Gerard.....	AA (2nd).....	108.700
Larry Gerard.....	FX (2nd).....	18.450
Mike Cosgrove.....	PH (2nd).....	18.200
Larry Gerard.....	SR (2nd).....	18.650
Kurt Mackie.....	SR (3rd).....	18.600
Duane West.....	HB (3rd).....	18.550



# NEBRASKA'S CONFERENCE HISTORY & HONORS

**1976**  
 Gene Mackie ..... AA (2nd).....103.700  
 Steve Dickey ..... PH (2nd).....18.40  
 Larry Gerard ..... SR (2nd).....18.65  
 Gary Jeurink ..... V (2nd) .....18.40  
 Larry Gerard ..... PB (3rd).....17.50  
 Duane West ..... HB (2nd).....17.65

2022  
 2021  
 2020  
 2019  
 2018  
 2017  
 2012

Dillan King  
 Zach Peters  
 Charlie Giles  
 Andrew Zymball  
 Travis Gollott  
 Connor Adamsick  
 Andreas Hofer

Zach Peters  
 Sam Phillips  
 Mitch Tyndall  
 Noah Urwiler  
 Dylan Young  
 Jake Bonnay

**1975**  
 Gene Mackie ..... AA (2nd).....100.900  
 Jim Unger ..... FX (2nd) .....18.457  
 Steve Dickey ..... PH (2nd).....17.925  
 Jim Unger ..... V (2nd) .....18.325  
*\*Prior to 1975, information other than first-place conference finishes is not available.*

**BIG TEN DISTINGUISHED SCHOLARS**

2024  
 2023  
 2022  
 2021

Asher Cohen  
 Moritz Mueller  
 Moritz Mueller  
 Sam Phillips  
 Dylan Young  
 Jake Bonnay  
 Moritz Mueller  
 Zach Peters  
 Dylan Young  
 Evan Hymanson  
 Josh Martin  
 Joshua Everitt  
 Evan Hymanson  
 Anton Stephenson  
 Andrew Zymball  
 Joshua Everitt  
 Evan Hymanson

Khalil Jackson  
 Dylan LeClair  
 Zach Peters  
 Mitch Tyndall  
 Noah Urwiler  
 Jake Bonnay  
 Joshua Everitt  
 Evan Hymanson  
 Jordan King  
 Austin Lober  
 Josh Martin  
 Zach Peters

**BIG TEN FRESHMAN OF THE YEAR**  
 2022 Chris Hiser  
 2021 Taylor Christophulos

2020

Evan Hymanson

Austin Lober

**BIG TEN GYMNAST OF THE YEAR**  
 2023 Taylor Christophulos  
 2019 Anton Stephenson

2019

Joshua Everitt

Zach Peters

**BIG TEN MEDAL OF HONOR**  
 2019 Anton Stephenson

2018

Anton Stephenson

Anton Stephenson

**ALL-CONFERENCE TEAMS**  
 First-Team All-Big Ten  
 2024 Taylor Christophulos  
 2023 Taylor Christophulos  
 2022 Sam Phillips  
 2019 Anton Stephenson  
 2018 Anton Stephenson  
 2017 Anton Stephenson  
 Chris Stephenson

2016

Coleman Tokar  
 Ryan Irick

Alex Magsam

Second-Team All-Big Ten  
 2024 Cooper Giles  
 2023 Donte McKinney  
 Nathan York  
 2022 Dillan King  
 2021 Taylor Christophulos  
 Charlie Giles

2017

Chris Stephenson  
 Joshua Everitt  
 Sanjaya Roy  
 Anton Stephenson  
 Chris Stephenson  
 Coleman Tokar  
 Ryan Irick

Joshua Everitt  
 Travis Gollott  
 Evan Hymanson  
 Jordan King  
 Daniel Leal

2018 Sam Phillips  
 Jake Bonnay  
 Kyle King  
 Daniel Leal  
 2016 Daniel Leal  
 2015 Kyle King  
 2014 Robbie Kocks  
 2013 Louis Klein

2014

Ethan Lottman  
 Eric Schryver  
 Ryan Irick

Evan Hymanson  
 Jordan King  
 Daniel Leal

2013

Mark Ringle  
 C.J. Schaaf  
 Eric Schryver  
 Josh Ungar

Joshua Everitt  
 Travis Gollott  
 Jordan King  
 Daniel Leal

2012

Eric Schryver

Austin Lober  
 Alex Magsam  
 Sanjaya Roy

**BIG TEN GYMNAST OF THE WEEK**  
 Taylor Christophulos Feb. 12, 2024  
 Anton Stephenson March 29, 2019  
 Chris Stephenson Jan. 23, 2017  
 Anton Stephenson Feb. 27, 2017  
 Chris Stephenson March 6, 2017  
 Grant Perdue March 18, 2013

**ACADEMIC ALL-BIG TEN**

2024  
 2023

Asher Cohen  
 Taylor Christophulos  
 Liam Doherty-Herwitz  
 James Friedman

Brenon Sommers  
 Anton Stephenson  
 Chris Stephenson

**BIG TEN FRESHMAN OF THE WEEK**  
 Max Odden March 11, 2024  
 Chase Mondi Feb. 12, 2024  
 Travis Wong March 21, 2022  
 Chris Hiser March 14, 2022  
 Travis Wong March 8, 2022  
 Travis Wong February 21, 2022  
 Chris Hiser February 7, 2022  
 Chris Hiser January 31, 2022  
 Taylor Christophulos Feb. 13, 2021  
 Taylor Christophulos Feb. 21, 2021  
 Taylor Christophulos March 7, 2021  
 Charlie Giles March 5, 2019  
 Anton Stephenson Jan. 25, 2016  
 Anton Stephenson Feb. 29, 2016  
 Anton Stephenson March 7, 2016

2022

Cooper Giles  
 Chris Hiser  
 Moritz Mueller  
 Sam Phillips  
 Zac Tideman  
 Dylan Young  
 Jake Bonnay  
 Taylor Christophulos  
 Liam Doherty-Herwitz

Connor Adamsick  
 Antonio Castro  
 Austin Epperson  
 Joshua Everitt  
 Ryan Irick  
 Daniel Leal

2021

Cooper Giles  
 Evan Hymanson  
 Khalil Jackson  
 Dylan LeClair  
 Moritz Mueller

Ethan Lottman  
 Josh Ungar  
 Donovan Arndt  
 Austin Epperson  
 Ryan Irick

**BIG TEN SPORTSMANSHIP AWARD**  
 2023 Moritz Mueller

Moritz Mueller

Ethan Lottman  
 Grant Perdue

# NEBRASKA'S CONFERENCE HISTORY & HONORS

2013  
 Mark Ringle  
 C.J. Schaaf  
 Eric Schryver  
 Josh Ungar  
 Donovan Arndt  
 Wyatt Baier  
 Ryan Irick  
 Micah Christensen  
 Gabriel Jolley  
 Mark Ringle  
 Gabriel Sanchez  
 Eric Schryver  
 Josh Ungar  
 Donovan Arndt  
 Wyatt Baier  
 Will Eastman  
 Micah Christensen  
 Andreas Hofer  
 Michael Killeen  
 Mark Ringle  
 Eric Schryver

2008  
 2007  
 2006  
 2005  
 2004  
 2003  
 2002  
 2001

**BIG TEN POSTGRADUATE SCHOLARSHIPS**  
 2021  
 2019

1991-92  
 Cory Baumgarten  
 Stephen Tétrault  
 Eric Daigle  
 Garret Durst  
 Kyle Shanahan  
 Josh Rusler  
 Stephen Tétrault  
 Eric Daigle  
 Jason Wassung  
 T.J. Schmidt  
 Stephen Tétrault  
 Steven Friedman  
 Adam Tietze  
 Adam Tietze  
 Ryan Sneed  
 Adam Tietze  
 Ryan Sneed  
 Steven Friedman  
 Ryan Sneed

1990-91  
 1988-89  
 1989-90  
 1987-88

**BIG EIGHT END-OF-THE-YEAR HONOR ROLL**  
 1995-96

Sumner Darling  
 Dennis Harrison  
 Burkett Powell  
 Josh Saegert  
 Brad Bryan  
 Josh Saegert  
 Brad Bryan  
 Mike Epperson  
 Patrick Kirksey  
 Mark Warburton  
 Brad Bryan  
 Patrick Kirksey  
 Mark Warburton  
 Bob Stelter  
 Patrick Kirksey  
 Tom Schlesinger  
 Mark Warburton

**MPSF COACH OF THE YEAR**  
 1999

Francis Allen

**MPSF GYMNAST OF THE YEAR**

2002  
 2000  
 1999  
 1998

Grant Clinton  
 Derek Leiter  
 Jason Hardabura  
 Marshall Nelson

**BIG 12 POSTGRADUATE SCHOLARSHIPS**

2008  
 1999  
 1997

Stephen Teatraul  
 Jim Koziol  
 Ted Harris

1994-95

**BIG EIGHT POSTGRADUATE SCHOLARSHIPS**

1990  
 1984

Mark Warburton  
 Phil Cahoy

**MPSF ACADEMIC ALL-CONFERENCE**

2011  
 2010  
 2009

Wyatt Baier  
 Andreas Hofer  
 Michael Killeen  
 Mark Ringle  
 Stefan Wallof  
 Tony Maras  
 Kyle Shanahan  
 Josh Rusler  
 Cory Baumgarten  
 T.J. Schmidt  
 Jacob Ives  
 Josh Rusler  
 Kyle Shanahan

**ACADEMIC ALL-BIG EIGHT**

1993-94  
 1992-93

Che Bowers  
 Jason Christie  
 Sumner Darling  
 Ted Harris  
 Dennis Harrison  
 Burkett Powell  
 Louis Ball  
 Jason Christie  
 Sumner Darling  
 Dennis Harrison  
 Rick Kieffer  
 Burkett Powell  
 Josh Saegert



The 1994 men's gymnastics team claimed the Big Eight title for the third consecutive year.



# NEBRASKA'S HISTORIC NCAA DOMINANCE

## ALL-TIME NCAA TEAM TITLES

School	No.
1. Penn State.....	12
2. Oklahoma.....	12
3. Illinois.....	10
Stanford.....	10
5. <b>Nebraska</b> .....	8
6. Michigan.....	7
7. Southern Illinois.....	4
California.....	4
9. Iowa State.....	3
Ohio State.....	3
11. Florida State.....	2
UCLA.....	2
13. Arizona State.....	1
Chicago.....	1
Iowa.....	1
Michigan State.....	1
Temple.....	1

## NCAA TEAM TITLES SINCE 1980

School	No.	Last Title
1. Stanford.....	11	2024
2. Oklahoma.....	10	2018
3. <b>Nebraska</b> .....	7	1994
4. Michigan.....	4	2014
5. Ohio State.....	3	2001
Penn State.....	3	2007
7. California.....	2	1998
Illinois.....	2	2012
UCLA.....	2	1987
10. Arizona State.....	1	1986

## ALL-TIME NCAA RUNNER-UP FINISHES

School	No.
1. Oklahoma.....	13
2. Illinois.....	8
3. <b>Nebraska</b> .....	7
Penn State.....	7
5. Southern Illinois.....	5
Stanford.....	5
Ohio State.....	5
Michigan.....	5
9. Southern California.....	4
Minnesota.....	4
11. Iowa State.....	3

## ALL-TIME NCAA INDIVIDUAL TITLES

School	No.
1. Illinois.....	64
2. Stanford.....	59
3. Penn State.....	56
4. Oklahoma.....	51
5. Michigan.....	44
6. <b>Nebraska</b> .....	42
7. UCLA.....	29
8. California.....	31
9. Ohio State.....	30
10. Southern California.....	24

## INDIVIDUAL NCAA TITLES SINCE 1980

School	No.
1. <b>Nebraska</b> .....	42
2. Oklahoma.....	31
3. UCLA.....	23
4. Ohio State.....	22
5. Penn State.....	18

## NCAA ALL-AROUND TITLES SINCE 1980

School	No.	Last Title
1. <b>Nebraska</b> .....	7	1999
Oklahoma.....	7	2018
Ohio State.....	7	2002
4. Michigan.....	6	2023
Stanford.....	6	2024
6. Minnesota.....	3	1993
Penn State.....	3	2008
UCLA.....	3	1984
9. Illinois.....	1	1998

## NCAA FLOOR EXERCISE TITLES SINCE 1980

School	No.	Last Title
1. Oklahoma.....	11	2021
2. <b>Nebraska</b> .....	6	1999
3. Stanford.....	5	2023
4. Arizona State.....	4	1989
5. UCLA.....	2	1991
Michigan.....	2	2014
Minnesota.....	2	2007
Ohio State.....	2	2000
California.....	2	2005
Penn State.....	2	2015
11. Iowa.....	1	1995
Northern Illinois.....	1	1984
New Mexico.....	1	1987
Oregon.....	1	1981
Temple.....	1	1998

## NCAA POMMEL HORSE TITLES SINCE 1980

School	No.	Last Title
1. Penn State.....	10	2022
2. California.....	7	2012
Illinois.....	7	2023
4. UCLA.....	5	1989
Ohio State.....	5	2019
6. Oklahoma.....	4	2015
Minnesota.....	4	2014
8. New Mexico.....	2	1982
9. <b>Nebraska</b> .....	1	1992
Cal State Fullerton.....	1	1987
Northern Illinois.....	1	1983

## NCAA STILL RINGS TITLES SINCE 1980

School	No.	Last Title
1. Oklahoma.....	6	2017
2. Penn State.....	5	2004
Stanford.....	5	2022
4. New Mexico.....	4	1994
Ohio State.....	4	2011
Illinois.....	4	2023
7. <b>Nebraska</b> .....	3	1982
UCLA.....	3	1992
9. Iowa State.....	2	1986
Brigham Young.....	2	2000
11. California.....	1	2009
William & Mary.....	1	1996
Temple.....	1	1995
Houston Baptist.....	1	1987

## NCAA VAULT TITLES SINCE 1980

School	No.	Last Title
1. Stanford.....	9	2024
2. Oklahoma.....	7	2021
3. New Mexico.....	5	1993
Michigan.....	5	2019
5. <b>Nebraska</b> .....	3	1984
Illinois.....	3	2013
Ohio State.....	3	2007
California.....	3	2004
9. UCLA.....	2	1994
Brigham Young.....	2	2000
Iowa.....	2	2005
13. Iowa State.....	1	1980
SUNY Cortland.....	1	1985
Penn State.....	1	1991
Syracuse.....	1	1992

## NCAA PARALLEL BARS TITLES SINCE 1980

School	No.	Last Title
1. <b>Nebraska</b> .....	13	1998
2. Stanford.....	9	2024
3. Michigan.....	6	2023
4. Illinois.....	4	2011
Ohio State.....	4	2001
6. California.....	3	2008
Oklahoma.....	3	2018
UCLA.....	3	1991
Minnesota.....	3	2021
10. Arizona State.....	2	1986
11. Temple.....	1	1992
William & Mary.....	1	2004

## NCAA HORIZONTAL BAR TITLES SINCE 1980

School	No.	Last Title
1. Stanford.....	9	2022
2. Illinois.....	8	2024
3. <b>Nebraska</b> .....	6	1997
4. UCLA.....	5	1994
Michigan.....	5	2023
6. Oklahoma.....	3	2007
7. Iowa.....	2	2003
Arizona State.....	2	1986
California.....	2	2001
Ohio State.....	2	2016
11. New Mexico.....	1	1991
Temple.....	1	1996

## NCAA TOP TEN AWARD

The highest honor the NCAA can bestow on a student-athlete is the "NCAA Today's Top Ten" award. Based not only on outstanding athletic accomplishments, the award also considers excellent academic records and leadership ability in community and campus activities. The University of Nebraska has produced a nation-leading 18 Top Ten Award winners, including three Husker men's gymnasts.

Year	Winner
2020	Anton Stephenson
1991	Patrick Kirksey
1989	Tom Schlesinger

## NCAA POSTGRADUATE SCHOLARSHIPS

Year	Winner
2021	Evan Hymanson
2019	Anton Stephenson
2014	Eric Schryver
2008	Stephen Tétrault
2003	Ryan Sneed
1999	Jim Koziol
1990	Patrick Kirksey, Mark Warburton
1985	Jim Mikus

## ELITE 90 AWARD WINNERS

Year	Winner
2015	Ethan Lottman

## CGA GYMNAST OF THE WEEK

Winner	Date
Taylor Christopulos	March 26, 2024
Taylor Christopulos	Feb. 16, 2024
Chris Stephenson	Jan. 24, 2017
Wyatt Aycock	March 20, 2011

## CGA SPECIALIST OF THE WEEK

Winner	Date
Cooper Giles	Feb. 7, 2021

## CGA ROOKIE OF THE WEEK

Winner	Date
Chase Mondl	March 26, 2024
Cole Partridge	Jan. 20, 2024
Taylor Christopulos	Feb. 13, 2021
Taylor Christopulos	March 7, 2021
Taylor Christopulos	March 22, 2021
Taylor Christopulos	April 20, 2021

## NCAA COACH OF THE YEAR

Year	Winner
1981	Francis Allen
1980	Francis Allen
1979	Francis Allen

## NATIONAL COACH OF THE YEAR WINNER

Year	Winner
1994	Francis Allen
1990	Francis Allen
1988	Francis Allen
1983	Francis Allen
1982	Francis Allen
1981	Francis Allen
1980	Francis Allen
1979	Francis Allen

## COLLEGE GYMNASTICS ASSOCIATION NATIONAL ACADEMIC TEAM CHAMPION

Year	Team
2017	Nebraska

# ALL-TIME CONFERENCE CHAMPIONSHIPS

## REGULAR SEASON CHAMPIONSHIPS

In 2019, the Big Ten began crowning regular-season championships based on conference standings.

School	Score	Year
Iowa, Minnesota, Michigan*	.667	2019
Michigan	.311	**2020
Michigan	1.000	2021
Michigan Ohio State*	.750	2022
Michigan	.750	2023
Nebraska	.750	2024

\*Indicates tie

\*\*Season Canceled due to COVID Pandemic

## MISSOURI VALLEY CONFERENCE CHAMPIONSHIPS STANDINGS (1907-1922)

Only conference champions through 1964-1994

### 1907

School	Score
Minnesota	25.00
Wisconsin	19.50
Nebraska	16.00
Chicago	2.00

### 1908

School	Score
Wisconsin	31.50
Chicago	10.00
Minnesota	7.00
Nebraska	5.50

### 1911

School	Score
Illinois	1103.75
Chicago	1018.25
Wisconsin	970.00
Minnesota	945.00
Nebraska	596.00

### 1914

School	Score
Chicago	1103.00
Wisconsin	1000.00
Illinois	949.75
Indiana	203.25
Nebraska	167.75

### 1922

School	Score
Chicago	1117.25
Wisconsin	1071.25
Minnesota	1016.00
Illinois	956.75
Purdue	703.00
Nebraska	339.00
Ohio State	276.75

## BIG EIGHT CONFERENCE CHAMPIONSHIPS STANDINGS

Only conference champions through 1964-1994

School	Year
Iowa State	1964-67
Colorado	1968
Iowa State	1969-75
Nebraska	1976
Oklahoma	1977-79
Nebraska	1980
Oklahoma	1981
Nebraska	1982-83
Oklahoma	1984
Nebraska	1985
Nebraska	1985-86
Oklahoma	1987
Nebraska	1988-90
Oklahoma	1991
Nebraska	1992-94

## BIG 12 CONFERENCE CHAMPIONSHIPS (1997-2011)

### 1997

School	Score
Nebraska	196.20
Oklahoma	196.075
Iowa State	195.475
Missouri	192.175

### 1998

School	Score
Nebraska	196.55
Iowa State	195.80
Oklahoma	193.50
Missouri	191.92

### 1999

School	Score
Nebraska	196.75
Iowa State	195.65
Oklahoma	193.50
Missouri	191.92

### 2000

School	Score
Iowa State	196.775
Nebraska	196.75
Oklahoma	195.55
Missouri	194.375

### 2001

School	Score
Nebraska	197.65
Iowa State	197.05
Oklahoma	196.70
Missouri	193.675

### 2002

School	Score
Nebraska	196.725
Iowa State	196.65
Oklahoma	196.125
Missouri	195.475

### 2003

School	Score
Nebraska	197.50
Oklahoma	197.025
Missouri	196.70
Iowa State	195.70

### 2004

School	Score
Oklahoma	196.95
Iowa State	196.925
Missouri	196.425
Nebraska	196.175

### 2005

School	Score
Nebraska	196.65
Iowa State	196.00
Oklahoma	195.55
Missouri	194.875

### 2006

School	Score
Iowa State	196.425
Nebraska	196.275
Oklahoma	195.35
Missouri	194.85

### 2007

School	Score
Nebraska	196.425
Oklahoma	195.325
Missouri	194.45
Iowa State	193.975

### 2008

School	Score
Oklahoma	195.875
Iowa State	195.775
Missouri	195.225
Nebraska	194.975

### 2009

School	Score
Oklahoma	196.125
Nebraska	196.075
Missouri	195.925
Iowa State	195.775

### 2010

School	Score
Oklahoma	197.175
Nebraska	196.625
Missouri	195.900
Iowa State	194.850

### 2011

School	Score
Nebraska	196.775
Oklahoma	196.500
Iowa State	195.150
Missouri	194.975

## BIG TEN CONFERENCE CHAMPIONSHIPS

### 2012

School	Score
Illinois	352.950
Michigan	351.850
Penn State	350.000
Minnesota	430.350
Ohio State	343.650
Iowa	342.800
Nebraska	340.700

### 2013

School	Score
Michigan	438.900
Penn State	434.050
Minnesota	430.350
Ohio State	426.600
Illinois	424.450
Iowa	422.500
Nebraska	416.250

### 2014

School	Score
Michigan	448.200
Ohio State	441.050
Penn State	438.000
Illinois	435.350
Minnesota	429.150
Nebraska	428.150
Iowa	425.600

### 2015

School	Score
Penn State	436.700
Illinois	436.100
Michigan	434.750
Minnesota	433.750
Ohio State	429.350
Iowa	427.600
Nebraska	420.100

### 2016

School	Score
Ohio State	434.450
Illinois	429.700
Minnesota	429.100
Penn State	427.150
Iowa	427.600
Nebraska	420.100



# ALL-TIME CONFERENCE CHAMPIONSHIPS

## 2017

School	Score
Ohio State	434.450
Illinois	416.400
Minnesota	413.400
Penn State	411.200
Nebraska	410.000
Iowa	402.150
Michigan	401.250

## 2018

School	Score
Illinois	413.900
Michigan	408.600
Penn State	406.350
Ohio State	405.600
Minnesota	405.450
Nebraska	404.750
Iowa	398.550

## 2019

School	Score
Penn State	410.350
Illinois	410.100
Michigan	409.550
Nebraska	406.000
Minnesota	404.800
Ohio State	402.400
Iowa	398.750

## 2020

No Meet Held

## 2021

School	Score
Michigan	411.000
Nebraska	398.000
Iowa	397.700
Illinois	396.900
Penn State	396.800
Minnesota	395.950
Ohio State	394.900

## 2022

School	Score
Michigan	413.350
Nebraska	404.350
Ohio State	402.700
Illinois	396.950
Penn State	395.800

## 2023

School	Score
Michigan	412.400
Penn State	410.700
Nebraska	410.500
Illinois	409.400
Ohio State	405.500

## 2024

School	Score
Michigan	418.100
Illinois	413.750
Nebraska	407.350
Ohio State	406.550
Penn State	404.050



The 2023-24 Huskers won the Big Ten regular-season championship with a .750 winning percentage. The team also placed third at the Big Ten Championships.



Senior Yanni Chronopoulos travelled to Paris for the 2024 Olympics as an alternate with Team Canada.

# NEBRASKA'S HISTORIC NCAA DOMINANCE

## CSC ACADEMIC ALL-AMERICANS

Year	Name (Team)
2024	Asher Cohen (Third Team)
2019	Anton Stephenson (First Team)
2015	Ethan Lottman (Second Team)
2008	Stephen Tétrault (First Team)
2007	Stephen Tétrault (Third Team)
2003	Ryan Sneed (Second Team)
2000	Marshall Nelson (Second Team)
1999	Jim Koziol (Third Team)
1997	Ted Harris (Second Team)
1996	Jason Christie (Third Team)
1995	Rick Kieffer (First Team)
1994	Sumner Darling (First Team)
1993	Sumner Darling (First Team)
1992	Sumner Darling (Third Team)
1990	Mark Warburton (First Team)
	Patrick Kirksey (Third Team)
1988	Tom Schlesinger (First Team)
1986	Tom Schlesinger (Honorable Mention)

## CSC ACADEMIC ALL-AMERICANS




**ASHER COHEN**  
2024



**ANTON STEPHENSON**  
2019



**ETHAN LOTTMAN**  
2015



**STEPHEN TÉTRAULT**  
2007, 2008



**RYAN SNEED**  
2003




**MARSHALL NELSON**  
2000




**JIM KOZIOL**  
1999




**TED HARRIS**  
1997



**JASON CHRISTIE**  
1996



**RICK KIEFFER**  
1995



**SUMNER DARLING**  
1992, 1993, 1994



**PATRICK KIRKSEY**  
1990



**MARK WARBURTON**  
1990



**TOM SCHLESINGER**  
1986, 1988

# HUSKERS



# NEBRASKA'S HISTORIC NCAA DOMINANCE

## COLLEGE GYMNASTICS ASSOCIATION ALL-AMERICA SCHOLAR-ATHLETES

Year	Name (s)	
2024	Taylor Christopulos	
	Asher Cohen	
	James Friedman	
	Cooper Giles	
	Chris Hiser	
	Luke James	
	Chase Mond	
	Cole Partridge	
	Sam Phillips	
	Zac Tiderman	
2023	Taylor Christopulos	
	Asher Cohen	
	Jack Critz	
	James Friedman	
	Cooper Giles	
	Liam Doherty-Herwitz	
	Chris Hiser	
	Luke James	
	Toby Liang	
	Moritz Mueller	
2022	Zac Tiderman	
	Jake Bonnay	
	Taylor Christopulos	
	Charlie Giles	
	Donte McKinney	
	Sam Phillips	
	2021	Taylor Christopulos
		Jake Bonnay
		Khalil Jackson
		Dylan LeClair
Sam Phillips		
Dylan Young		
2020		Cooper Giles
		Evan Hymanson
		Dylan LeClair
		Josh Martin
	Moritz Mueller	
	Zach Peters	
	Sam Phillips	
	Kenji Tamane	
	Noah Urwiler	
	Dylan Young	
2019	Joshua Everitt	
	Evan Hymanson	
	Dillan King	
	Dylan LeClair	
	Josh Martin	
	Zach Peters	
	Anton Stephenson	
	Andrew Zymball	
	2018	Connor Adamsick
		Antonio Castro
Joshua Everitt		
Travis Gollott		
Kyle King		
Austin Lober		
Alex Magsam		
Josh Martin		
Zach Peters		
Anton Stephenson		
2017	Chris Stephenson	
	Andrew Zymball	
	Connor Adamsick	
	Jake Bonnay	
	Austin Epperson	
	Joshua Everitt	
	Travis Gollott	

2008	Evan Hymanson	
	Jordan King	
	Kyle King	
	Daniel Leal	
	Alex Magsam	
	Sanjaya Roy	
	2003	Anton Stephenson
		Chris Stephenson
		Brenon Sommers
		Coleman Tokar
Andrew Zymball		
Ryan Irick		
2002		Anton Stephenson
		Joshua Everitt
		Chris Stephenson
		Ethan Lottman
	Alex Magsam	
	Sanjaya Roy	
	2001	Brenon Sommers
		Andrew Zymball
		Jordan King
		Antonio Castro
Austin Epperson		
Coleman Tokar		
Daniel Leal		
Connor Adamsick		
Josh Ungar		
Ryan Irick		
2000	Ethan Lottman	
	Chris Stephenson	
	Sanjaya Roy	
	Alex Magsam	
	Andrew House	
	Daniel Leal	
	Eric Schryver	
	Eric Schryver	
	Ethan Lottman	
	Josh Ungar	
1999	Ryan Irick	
	Mark Ringle	
	C.J. Schaaf	
	Wyatt Baier	
	Donovan Arndt	
	Andrew House	
	Gabriel Jolley	
	Eric Schryver	
	Josh Ungar	
	Hayden Henriouille	
1998	Michael Killeen	
	Andreas Hofer	
	Mark Ringle	
	Wyatt Baier	
	Micah Christensen	
	Gabriel Jolley	
	Wyatt Baier	
	Michael Killeen	
	Mark Ringle	
	Micah Christensen	
1997	Andreas Hofer	
	Kyle Shanahan	
	Cory Baumgarten	
	Stefan Wallof	
	Tony Maras	
	Andreas Hofer	
	Josh Dilworth	
	Matthew Forrest	
	Stefan Wallof	
	Josh Rusler	
1996	Tony Maras	
	Andreas Hofer	
	Josh Dilworth	
	Matthew Forrest	
	Stefan Wallof	
	Josh Rusler	
	Tony Maras	
	Jacob Ives	
	T.J. Schmidt	

1995	Stephen Tétrault
	Stephen Tétrault
	Stephen Tétrault
	Steven Friedman
	Stephen Tétrault
	Ryan Sneed
	Ryan Sneed
	Steven Friedman
	Ryan Sneed
	Asher Lichterman
1994	Marshall Nelson
	Ryan Sneed
	Martin Fournier
	Jim Koziol
	Derek Leiter
	Derek Leiter
	Jim Koziol
	Ted Harris
	Derek Leiter
	Ryan McEwen
1993	Marshall Nelson
	Ted Harris
	Jim Koziol
	Marshall Nelson
	Ted Harris
	Jim Koziol
	Marshall Nelson
	Ted Harris
	Jason Christie
	Rick Kieffer



James Friedman earned his second CGA all America Scholar Athlete Accolade.

# ALL-TIME NCAA CHAMPIONS

## NCAA TEAM CHAMPION (8)

Year	Team	Score
1938	Chicago	22.000
1939	Illinois	21.000
1940	Illinois	20.000
1941	Illinois	68.500
1942	Illinois	39.000
1948	Penn State	55.000
1949	Temple	28.000
1950	Illinois	26.000
1951	Florida State	26.000
1952	Florida State	89.500
1953	Penn State	91.500
1954	Penn State	137.000
1955	Illinois	82.000
1956	Illinois	123.500
1957	Penn State	88.500
1958	Michigan State	79.000
	Illinois	79.000
1959	Penn State	152.000
1960	Penn State	112.500
1961	Penn State	88.500
1962	Southern California	95.500
1963	Michigan	129.000
1964	Southern Illinois	84.500
1965	Penn State	68.500
1966	Southern Illinois	187.200
1967	Southern Illinois	189.550
1968	California	188.250
1969	Iowa	161.175
	Michigan*	161.175
1970	Michigan	164.150
	Michigan*	164.150
1971	Iowa State	319.075
1972	Southern Illinois	315.925
1973	Iowa State	325.150
1974	Iowa State	326.100
1975	California	437.325
1976	Penn State	432.075
1977	Indiana State	434.475
	Oklahoma	434.475
1978	Oklahoma	439.350
1979	Nebraska	448.275
1980	Nebraska	563.300
1981	Nebraska	284.600
1982	Nebraska	285.500
1983	Nebraska	287.800
1984	UCLA	287.300
1985	Ohio State	285.350
1986	Arizona State	283.900
1987	UCLA	285.300
1988	Nebraska	288.150
1989	Illinois	283.400
1990	Nebraska	287.400
1991	Oklahoma	288.025
1992	Stanford	289.575
1993	Stanford	276.500
1994	Nebraska	288.250
1995	Stanford	232.400
1996	Ohio State	232.150
1997	California	233.825
1998	California	231.200
1999	Michigan	232.550
2000	Penn State	231.975
2001	Ohio State	218.125
2002	Oklahoma	219.300
2003	Oklahoma	222.600
2004	Penn State	223.350
2005	Oklahoma	225.675
2006	Oklahoma	221.400
2007	Penn State	221.000
2008	Oklahoma	363.200
2009	Stanford	362.800
2010	Michigan	360.500
2011	Stanford	363.450
2012	Illinois	358.850
2013	Michigan	443.200
2014	Michigan	445.050
2015	Oklahoma	447.050
2016	Oklahoma	443.400
2017	Oklahoma	431.950
2018	Oklahoma	414.858
2019	Stanford	415.222
2021	Stanford	414.52
2022	Stanford	423.628
2023	Stanford	422.458
2024	Stanford	425.324

## NCAA TEAM RUNNER-UP (7)

Year	Team	Score
1938	Illinois	18.000
1939	Army	17.000
1940	Navy	17.000
1941	Minnesota	52.500
1942	Penn State	30.000
1948	Temple	34.500
1949	Minnesota	18.000
1950	Temple	25.000
1951	Illinois	23.500
1952	Southern California	75.000
1953	Illinois	68.000
1954	Illinois	68.000
1955	Penn State	69.000
1956	Penn State	67.500
1957	Illinois	80.000
1958	No runner up. (First-place tie)	
1959	Illinois	87.500
1960	Southern California	65.500
1961	Southern Illinois	80.500
1962	Southern Illinois	75.000
1963	Southern Illinois	73.000
1964	Southern California	69.500
1965	Washington	51.500
1966	California	185.100
1967	Michigan	187.400
1968	Southern Illinois	188.150
1969	Penn State	160.450
	Colorado State	160.450
1970	Iowa State	164.050
	New Mexico State	164.050
1971	Southern Illinois	316.650
1972	Iowa State	312.325
1973	Penn State	323.025
1974	Arizona State	322.050
1975	LSU	433.700
1976	LSU	425.125
1977	Indiana State	434.475
	Oklahoma	434.475
1978	Arizona State	437.075
1979	Oklahoma	446.625
1980	Iowa State	557.650
1981	Oklahoma	281.950
1982	UCLA	281.050
1983	UCLA	283.900
1984	Penn State	281.250
1985	Nebraska	284.550
1986	Nebraska	283.600
1987	Nebraska	284.750
1988	Illinois	287.150
1989	Nebraska	282.300
1990	Minnesota	287.300
1991	Penn State	285.500
1992	Nebraska	288.950
1993	Nebraska	275.500
1994	Stanford	285.925
1995	Nebraska	231.525
1996	California	231.775
1997	Oklahoma	232.725
1998	Iowa	229.625
1999	Ohio State	230.850
2000	Michigan	231.850
2001	Oklahoma	217.775
2002	Ohio State	218.650
2003	Ohio State	220.700
2004	Oklahoma	222.300
2005	Penn State	225.450
2006	Illinois	220.975
2007	Oklahoma	220.200
2008	Stanford	362.750
2009	Michigan	362.500
2010	Stanford	359.800
2011	Oklahoma	361.600
2012	Oklahoma	357.450
2013	Oklahoma	440.100
2014	Oklahoma	441.650
2015	Stanford	440.450
2016	Stanford	434.050
2017	Ohio State	423.700
2018	Minnesota	411.923
2019	Oklahoma	414.556
2021	Oklahoma	411.591
2022	Oklahoma	414.555
2023	Michigan	419.889
2024	Michigan	419.689

## NCAA INDIVIDUAL ALL-AROUND (9)

Year	Team	Score
1938	Joe Giallombardo	Illinois
1939	Joe Giallombardo	Illinois
1940	Joe Giallombardo	Illinois
1940	Paul Fina	Illinois
1941	Courtney Shanken	Chicago
1942	Newton Loken	Minnesota
1948	Ray Sorenson	Penn State
1949	Joe Kotys	Kent
1950	Joe Kotys	Kent
1951	Bill Roetzheim	Florida State
1952	Jack Beckner	Southern California
1953	Jean Cronstedt	Penn State
1954	Jean Cronstedt	Penn State
1955	Karl Schwenzfeier	Penn State
1956	Don Tonry	Illinois
1957	Armando Vega	Penn State
1958	Abie Grossfeld	Illinois
1959	Armando Vega	Penn State
1960	Jay Werner	Penn State
1961	Gregor Weiss	Penn State
1962	Robert Lynn	Southern California
1963	Gil Larose	Michigan
1964	Ron Barak	Southern California
1965	Mike Jacobson	Penn State
1966	Steve Cohen	Penn State
1967	Steve Cohen	Penn State
1968	M. Sakamoto	Southern California
1969	Mauno Nissinen	Washington
1970	Yoshi Hayasaki	Washington
1971	Yoshi Hayasaki	Washington
1972	Steve Hug	Stanford
1973	Steve Hug	Stanford
1973	Marshall Avener	Penn State
1974	Steve Hug	Stanford
1975	Wayne Young	Brigham Young
1976	Peter Kormann	So. Conn. State
1977	Kurt Thomas	Indiana State
1978	Bart Conner	Oklahoma
1979	Kurt Thomas	Indiana State
1980	Jim Hartung	Nebraska
1981	Jim Hartung	Nebraska
1982	Peter Vidmar	UCLA
1983	Peter Vidmar	UCLA
1984	Mitch Gaylord	UCLA
1985	Wes Suter	Nebraska
1986	Jon Louis	Stanford
1987	Tom Schlesinger	Nebraska
1988	Kevin Davis	Nebraska
1989	Patrick Kirksey	Nebraska
1990	Mike Racanelli	Ohio State
1991	John Roethlisberger	Minnesota
1992	John Roethlisberger	Minnesota
1993	John Roethlisberger	Minnesota
1994	Dennis Harrison	Nebraska
1995	Richard Grace	Nebraska
1996	Blaine Wilson	Ohio State
1997	Blaine Wilson	Ohio State
1998	Travis Romagnoli	Illinois
1999	Jason Hardabura	Nebraska
2000	Jamie Natalie	Ohio State
2001	Jamie Natalie	Ohio State
2002	Raj Bhavsar	Ohio State
2003	Daniel Furney	Oklahoma
2004	Luis Vargas	Penn State
2005	Luis Vargas	Penn State
2006	Jonathan Horton	Oklahoma
2007	Taqiy Abdullah-Simmons	Oklahoma
2008	Casey Sandy	Penn State
2009	Steven Legendre	Oklahoma
2010	Chris Cameron	Michigan
2011	Sam Mikulak	Michigan
2012	Jake Dalton	Oklahoma
2013	Sam Mikulak	Michigan
2014	Sam Mikulak	Michigan
2015	Akash Modi	Stanford
2016	Yul Moldauer	Oklahoma
2017	Akash Modi	Stanford
2018	Yul Moldauer	Oklahoma
2019	Brody Malone	Stanford
2021	Brody Malone	Stanford
2022	Paul Juda	Michigan
2023	Fred Richard	Michigan
2024	Khoi Young	Stanford



# NCAA CHAMPIONS SINCE 1980

## FLOOR EXERCISE (6)

Year	Gymnast	Team
1980	Steve Elliott	Nebraska
1981	James Yuhashi	Oregon
1982	Steve Elliott	Nebraska
1983	Scott Johnson	Nebraska
1983	David Branch	Arizona State
	Donnie Hinton	Arizona State
1984	Kevin Ekburg	Northern Illinois
1985	Wes Suter	Nebraska
1986	Jerry Burrell	Arizona State
	Brian Ginsberg	UCLA
1987	Chad Fox	New Mexico
1988	Chris Wyatt	Temple
1989	Jody Newman	Arizona State
1990	Mike Racanelli	Ohio State
1991	Brad Hayashi	UCLA
1992	Brian Winkler	Michigan
1993	Richard Grace	Nebraska
1994	Mark Booth	Stanford
1995	Jay Thornton	Iowa
1996	Ian Bachrach	Stanford
1997	Jeremy Killen	Oklahoma
1998	Darin Gerlach	Temple
1999	Jason Hardabura	Nebraska
2000	Jamie Natalie	Ohio State
2001	Clay Strother	Minnesota
2002	Clay Strother	Minnesota
2003	Josh Landis	Oklahoma
2004	Graham Ackerman	California
2005	Graham Ackerman	California
2006	Jonathan Horton	Oklahoma
2007	Adam Reichow	Minnesota
2008	Steven Legendre	Oklahoma
2009	Steven Legendre	Oklahoma
2010	Steven Legendre	Oklahoma
2011	Jacob Dalton	Oklahoma
2012	Eddie Penev	Stanford
2013	Trevor Howard	Penn State
2014	Sam Mikulak	Michigan
2015	Thad Lawson	Penn State
2016	Colin Van Wicklen	Oklahoma
2017	Yul Moldauer	Oklahoma
2018	Yul Moldauer	Oklahoma
2019	Brody Malone	Stanford
2021	Gage Dyer	Oklahoma
2022	Bryan Perla	Stanford
2023	Nick Kuebler	Stanford
2024	Paul Juda	Michigan

## POMMEL HORSE (1)

Year	Gymnast	Team
1980	David Stoldt	Illinois
1981	Mark Bergman	California
1981	Steve Jennings	New Mexico
1982	Peter Vidmar	UCLA
1983	Doug Kieso	Northern Illinois
1984	Tim Daggett	UCLA
1985	Tony Pineda	UCLA
1986	Curtis Holdsworth	UCLA
1987	Li Xiao Ping	Cal State Fullerton
1988	Mark Sohn	Penn State
1989	Mark Sohn	Penn State
	Chris Waller	UCLA
1990	Mark Sohn	Penn State
1991	Mark Sohn	Penn State
1992	Che Bowers	Nebraska
1993	John Roethlisberger	Minnesota
1994	Jason Bertram	California
1995	Drew Durbin	Ohio State

1996	Drew Durbin	Ohio State
1997	Drew Durbin	Ohio State
1998	Josh Birkelbaw	California
1999	Brandon Stefaniak	Penn State
2000	Brandon Stefaniak	Penn State
2001	Clay Strother	Minnesota
2002	Clay Strother	Minnesota
2003	Josh Landis	Oklahoma
2004	Robert Rogers	Illinois
2005	Luis Vargas	Penn State
2006	Tim McNeill	California
2007	Casey Sandy	Penn State
2008	Tim McNeill	California
2009	Daniel Ribeiro	Illinois
2010	Alex Naddour	Oklahoma
2011	Alex Naddour	Oklahoma
	Daniel Ribeiro	Illinois
2012	Glen Ishino	California
2013	Michael Newburger	Ohio State
2014	Ellis Mannon	Minnesota
2015	Michael Reid	Oklahoma
2016	Brandon Ngai	Illinois
2017	Stephen Nedoroscik	Penn State
2018	Stephen Nedoroscik	Penn State
2019	Alec Yoder	Ohio State
2021	Ian Skirkey	Illinois
2022	Chase Clingman	Penn State
	Brody Malone	Stanford
2023	Ian Skirkey	Illinois
2024	Patrick Hoopes	Air Force

## STILL RINGS (3)

Year	Gymnast	Team
1980	Jim Hartung	Nebraska
1981	Jim Hartung	Nebraska
1982	Jim Hartung	Nebraska
1983	Alex Schwartz	UCLA
1984	Tim Daggett	UCLA
1985	Mark Diab	Iowa State
1986	Mark Diab	Iowa State
1987	Paul O'Neill	Houston Baptist
1988	Paul O'Neill	New Mexico
1989	Paul O'Neill	New Mexico
1990	Wayne Cowden	Penn State
1991	Adam Carton	Penn State
1992	Scott Keswick	UCLA
1993	Chris LaMorte	New Mexico
1994	Chris LaMorte	New Mexico
1995	Dave Frank	Temple
1996	Scott McCall	William & Mary
	Blaine Wilson	Ohio State
1997	Blaine Wilson	Ohio State
1998	Dan Fink	Oklahoma
1999	Cortney Bramwell	BYU
2000	Cortney Bramwell	BYU
2001	Chris Lakeman	Penn State
2002	Marshall Erwin	Stanford
2003	Kevin Tan	Penn State
2004	Kevin Tan	Penn State
2005	David Henderson	Oklahoma
2006	Jonathan Horton	Oklahoma
2007	Alex Schorsch	Stanford
2008	Jonathan Horton	Oklahoma
2009	Evan Roth	California
2010	Brandon Wynn	Ohio State
2011	Brandon Wynn	Ohio State
2012	C.J. Maestas	Illinois
2013	Michael Squires	Oklahoma
2014	Michael Squires	Oklahoma
2015	Michael Squires	Oklahoma

2016	Dennis Zaremski	Stanford
2017	Yul Moldauer	Oklahoma
2018	Alex Diab	Illinois
2019	Alex Diab	Illinois
2021	Shane Wiskus	Minnesota
2022	Riley Loos	Stanford
2023	Ashton Anaya	Illinois
2024	Asher Hong	Stanford

## VAULT (3)

Year	Gymnast	Team
1980	Ron Galimore	Iowa State
1981	Ron Galimore	Iowa State
1982	Randall Wickstrom	California
	Steve Elliott	Nebraska
1983	Chris Riegel	Nebraska
	Mark Oates	Oklahoma
1984	Chris Riegel	Nebraska
1985	Derrick Cornelius	Cortland State
1986	Chad Fox	New Mexico
1987	Chad Fox	New Mexico
1988	Chad Fox	New Mexico
1989	Chad Fox	New Mexico
1990	Brad Hayashi	UCLA
1991	Adam Carton	Penn State
1992	Jason Hebert	Syracuse
1993	Steve Wiegel	New Mexico
1994	Steve McCain	UCLA
1995	Ian Bachrach	Stanford
1996	Jay Thornton	Iowa
1997	Blaine Wilson	Ohio State
1998	Travis Romagnoli	Illinois
1999	Guard Young	BYU
2000	Guard Young	BYU
2001	Daren Lynch	Ohio State
2002	Dan Gill	Stanford
2003	Andrew DiGiore	Michigan
2004	Graham Ackerman	California
2005	Michael Reavis	Iowa
2006	David Sender	Stanford
2007	David Sender	Stanford
2008	Steven Legendre	Oklahoma
2009	Steven Legendre	Oklahoma
2010	Eddie Penev	Stanford
2011	Jacob Dalton	Oklahoma
2012	Paul Ruggeri	Illinois
	Eddie Penev	Stanford
2013	Fred Hartville	Illinois
2014	Sam Mikulak	Michigan
2015	Sean Senters	Stanford
2016	Anthony McCallum	Michigan
2017	Anthony McCallum	Michigan
2018	Yul Moldauer	Oklahoma
2019	Anthony McCallum	Michigan
2021	Gage Dyer	Oklahoma
2022	Paul Juda	Michigan
2023	Asher Hong	Stanford
2024	Asher Hong	Stanford

# NCAA CHAMPIONS SINCE 1980

## PARALLEL BARS (14)

Year	Gymnast	Team
1980	Phil Cahoy	Nebraska
1981	Phil Cahoy/Jim Hartung	Nebraska
	Peter Vidmar	UCLA
1982	Jim Hartung	Nebraska
1983	Scott Johnson	Nebraska
1984	Tim Daggett	UCLA
1985	Dan Hayden	Arizona State
	Noah Riskin	Ohio State
	Seth Riskin	Ohio State
1986	Dan Hayden	Arizona State
1987	Kevin Davis	Nebraska
	Tom Schlesinger	Nebraska
1988	Kevin Davis	Nebraska
1989	Tim Ryan	Stanford
	Patrick Kirksey	Nebraska
1990	Patrick Kirksey	Nebraska
1991	Scott Keswick	UCLA
	John Roethlisberger	Minnesota
1992	Dom Minicucci	Temple
1993	Jair Lynch	Stanford
1994	Richard Grace	Nebraska

## PARALLEL BARS (14)

Year	Gymnast	Team
1995	Richard Grace	Nebraska
1996	Jamie Ellis	Stanford
	Blaine Wilson	Ohio State
1997	Marshall Nelson	Nebraska
1998	Marshall Nelson	Nebraska
1999	Justin Toman	Michigan
2000	Justin Toman	Michigan
2001	Raj Bhavsar	Ohio State
2002	Cody Moore	California
2003	Daniel Furney	Oklahoma
2004	Ramon Jackson	William & Mary
2005	Justin Spring	Illinois
2006	Justin Spring	Illinois
2007	Tim McNeill	California
2008	Tim McNeill	California
2009	Paul Ruggeri	Illinois
2010	Ryan Lieberman	Stanford
2011	Tyler Mizoguchi	Illinois
2012	Jake Dalton	Oklahoma
2013	Sam Mikulak	Michigan
2014	Sam Mikulak	Michigan
2015	Brian Knott	Stanford
2016	Akash Modi	Stanford
2017	Akash Modi	Stanford
2018	Yul Moldauer	Oklahoma
2019	Shane Wiskus	Minnesota
2021	Shane Wiskus	Minnesota
2022	Curran Phillips	Stanford
2023	Fred Richard	Michigan
2024	Asher Hong	Stanford

## HORIZONTAL BAR (6)

Year	Gymnast	Team
1980	Phil Cahoy	Nebraska
1981	Phil Cahoy	Nebraska
1982	Peter Vidmar	UCLA
1983	Scott Johnson	Nebraska
1984	Charles Lakes	Illinois
1985	Dan Hayden	Arizona State
1985	Wes Suter	Nebraska
1986	Dan Hayden	Arizona State
1987	David Moriel	UCLA
1988	Jeff Dow	Iowa
1989	David Zeddies	Illinois
1990	Chris Waller	UCLA
1991	Luis Lopez	New Mexico
1992	Jair Lynch	Stanford
1993	Steve McCain	UCLA
1994	Jim Foody	UCLA
1995	Rick Kieffer	Nebraska
1996	Carl Imhauser	Temple
1997	Marshall Nelson	Nebraska
1998	Todd Bishop	Oklahoma
1999	Todd Bishop	Oklahoma
2000	Michael Ashe	California
2001	Michael Ashe	California
2002	Daniel Diaz-Loung	Michigan
2003	Linas Gaveika	Iowa
2004	Justin Spring	Illinois

2005	Ronald Ferris	Ohio State
2006	Justin Spring	Illinois
	Dylan Carney	Stanford
2007	Dylan Carney	Stanford
2008	Paul Ruggeri	Illinois
2009	Paul Ruggeri	Illinois
2010	Ryan McCarthy	Michigan
2011	Alex Buscaglia	Stanford
2012	Sam Mikulak	Michigan
2013	Sam Mikulak	Michigan
2014	Jordan Valdez	Illinois
2015	C.J. Maestas	Illinois
2016	Akash Modi	Stanford
	Alex Johnson	Ohio State
2017	Robert Neff	Stanford
2018	Robert Neff	Stanford
2019	Brody Malone	Stanford
2021	Brody Malone	Stanford
2022	Brody Malone	Stanford
2023	Fred Richard	Michigan
2024	Tate Costa	Illinois



The 2021-22 Nebraska Cornhuskers placed second at Big Ten Championships with a score of 404.350.



# NEBRASKA'S INDIVIDUAL NATIONAL CHAMPIONS



**JASON HARDABURA**  
 1999 AA 58.05  
 1999 FX 9.80




**MARSHALL NELSON**  
 1998 PB 9.7875  
 1997 PB 9.95  
 1997 HB 9.7875




**RICHARD GRACE**  
 1995 AA 58.325  
 1995 PB 9.80  
 1994 PB 9.575  
 1993 FX 9.40




**RICK KIEFFER**  
 1995 HB 9.8375



**DENNIS HARRISON**  
 1994 AA 58.20



**CHE BOWERS**  
 1992 PH 9.90




**PATRICK KIRKSEY**  
 1990 PB 9.725  
 1989 AA 112.60  
 1989 PB 9.70




**KEVIN DAVIS**  
 1988 AA 113.00  
 1988 PB 9.90  
 1987 PB 9.75




**TOM SCHLESINGER**  
 1987 AA 113.25  
 1987 PB 9.750




**WES SUTER**  
 1985 AA 58.20  
 1985 FX 9.80  
 1985 HB 9.90



**CHRIS RIEGEL**  
 1984 V 10.00  
 1983 V 9.90



**SCOTT JOHNSON**  
 1983 FX 9.90  
 1983 PB 9.85  
 1983 HB 9.95



**STEVE ELLIOTT**  
 1982 FX 9.85  
 1982 V 9.90  
 1980 FX 19.55



**PHIL CAHOY**  
 1981 PB 9.70  
 1981 HB 9.90  
 1980 PB 19.55  
 1980 HB 19.55



**JIM HARTUNG**  
 1982 SR 9.85  
 1982 PB 9.70  
 1981 AA 115.90  
 1981 SR 9.90  
 1981 PB 9.70  
 1980 AA 115.02  
 1980 SR 19.45

## INDIVIDUAL NCAA TITLES BY SCHOOL

School	All-Time Champions
1. Illinois*	64
2. Stanford*	44
3. Penn State*	56
4. Oklahoma*	51
5. Michigan*	44
6. Nebraska*	42
7. California*	31
8. Ohio State*	30
9. UCLA	29
10. USC	24
11. Iowa State	18
Michigan State	18
New Mexico	18
14. Minnesota	18
15. Southern Illinois	15
16. Iowa	13
17. Arizona State	10
Indiana State	10
19. UIC	9
Navy*	9
21. Florida State	7
22. Army West Point*	6
Cal State Los Angeles	6
Kent	6
Syracuse	6
Washington	6
27. Northern Illinois	5
BYU	5
29. Cal State Northridge	3
30. William & Mary*	2

\*Indicates active NCAA Division I programs

# NEBRASKA'S CHAMPIONSHIP TRADITION

College gymnastics' highest honor, the Nissen-Emery Award, has been presented annually since 1966 to an outstanding senior collegiate gymnast based on gymnastic achievement, sportsmanship and academic excellence.

The original Nissen Award was named in honor of George Nissen, a former NCAA champion, for his contributions to men's gymnastics. The award was re-named the Nissen-Emery Award in 1998 to honor Dr. Robert Emery, a Penn State graduate, who won the Nissen Award in 1969.

The "Heisman Trophy" of gymnastics, the Nissen-Emery Award is inscribed with the following motto:

"The true champion seeks excellence physically, mentally, socially and morally."

Nebraska's dominance of men's gymnastics throughout the 1980s is best illustrated by the three Huskers who captured the Nissen Award within a period of seven years.

Tom Schlesinger was the third NU recipient of the Nissen. He won the award in 1988, following former Huskers Jim Hartung (1982) and Wes Suter (1986).

## HUSKER FINALISTS

Year	Student Athletes
2024	Sam Phillips
2023	Donte McKinney
2022	Charlie Giles, Evan Kriley
2020	Jake Bonnay
2019	Anton Stephenson
2018	Kyle King
2016	Ethan Lottman
2010	Kyle Shanahan
2009	T.J. Schmidt
2002	Grant Clinton
1999	Jim Koziol
1998	Bill Mulholland
1996	Jason Christie
1995	Richard Grace, Rick Kieffer
1994	Dennis Harrison
1991	Brad Bryan
1990	Patrick Kirksey
1989	Mike Epperson
1988	Tom Schlesinger
1987	Neil Palmer
1986	Wes Suter
1983	Phil Cahoy, Scott Johnson
1982	Jim Hartung
1979	Larry Gerard
1976	Gene Mackie

## ALL-TIME NISSEN-EMERY AWARD WINNERS


Year	Winner	School
2024	Colt Walker	Stanford
2023	Paul Juda	Michigan
2022	Brody Malone	Stanford
2021	Shane Wiskus	Minnesota
2020	Stephen Nedoroscik	Penn State
2019	Yul Moldauer	Oklahoma
2018	Sean Melton	Ohio State
2017	Akash Modi	Stanford
2016	Jesse Glenn	Army West Point
2015	Ellis Mannon	Minnesota
2014	Sam Mikulak	Michigan
2013	Eddie Penev	Stanford
2012	Paul Ruggeri	Illinois
2011	Steven Legendre	Oklahoma
2010	Luke Stannard	Illinois
2009	Casey Sandy	Penn State
2008	Jonathan Horton	Oklahoma
2007	Matt Cohen	Penn State
2006	Justin Spring	Illinois
2005	Guillermo Alvarez	Minnesota
2004	Dan Gill	Stanford
2003	Daniel Furney	Oklahoma
2002	Justin Toman	Michigan
2001	Jamie Natalie	Ohio State
2000	Jeff LaVallee	Massachusetts
1999	Todd Bishop	Oklahoma
1998	Dan Fink	Oklahoma
1997	Blaine Wilson	Ohio State
1996	Darren Elg	Brigham Young
1995	Josh Stein	Stanford
1994	Kip Simons	Ohio State
1993	John Roethlisberger	Minnesota
1992	Scott Keswick	UCLA
1991	Jarrod Hanks	Oklahoma
1990	Mike Racanelli	Ohio State
1989	David Zeddies	Illinois
1988	Tom Schlesinger	Nebraska
1987	Michael Maxwell	Penn State
1986	Wes Suter	Nebraska
1985	Matt Arnot	New Mexico
1984	Roy Palassou	San Jose State
1983	Peter Vidmar	UCLA
1982	Jim Hartung	Nebraska
1981	Bart Conner	Oklahoma
1980	Mario McCutcheon	So. Conn. State
1979	Kurt Thomas	Indiana State
1978	Tim LaFleur	Minnesota
1977	Peter Kormann	So. Conn. State
1976	Gene Whelan	Penn State
1975	Jay Whelan	So. Conn. State
1974	Steve Hug	Stanford
1973	John Crosby	So. Conn. State
1972	Tom Lindner	Southern Illinois
1971	Brent Simmons	Iowa State
1970	Pete Difurio	Temple
1969	Robert Emery	Penn State
1968	Dave Thor	Michigan State
1967	Steve Cohen	Penn State
1966	James Curzi	Michigan State

## NEBRASKA NISSEN-EMERY AWARD WINNERS



**JIM HARTUNG, 1982**

Jim Hartung captured Nebraska's first Nissen Award in 1982. A seven-time NCAA champion, Hartung led the Huskers to their first four NCAA team titles. The Omaha native capped his career as a member of the gold medal winning 1984 U.S. Olympic Team.



**WES SUTER, 1986**

Wes Suter won the Nissen Award in 1986 to cap a brilliant career in which he won the 1985 NCAA all-around title and two NCAA individual event championships. He competed for the United States in the 1988 Olympic Games.



**TOM SCHLESINGER, 1988**

Tom Schlesinger earned the Nissen en route to winning the 1987 NCAA all-around title. He earned NCAA All-America status seven times and went on to capture a spot on the 1988 Olympic Team as the United States' top alternate.



Nebraska's Nissen-Emery Award winners include Wes Suter, Jim Hartung and Tom Schlesinger. This photo, taken in 1988 after Schlesinger won the award, includes (from left) Bob Devaney, Suter, Jim Howard, George Nissen, Francis Allen, Hartung and Schlesinger.



# NEBRASKA'S OLYMPIANS

One of the nation's premier programs, Nebraska has produced nine athletes who have earned 11 U.S. Olympic positions, including a two-time Olympic appearance by current Nebraska assistant coach Jim Hartung. Former Head Coach Francis Allen was also a two-time Olympic team head coach for the 1980 and 1992 teams.




**JIM HARTUNG: 1980, 1984**

A two-time Olympian, Jim Hartung helped the 1984 U.S. squad to the gold medal. It marked the only time in Olympic history that the U.S. men have claimed team gold. A 22-time NCAA All-American and seven-time NCAA champion, Hartung won NCAA all-around titles in 1980 and 1981, was second in 1982 and third in 1979. In addition, Hartung won three straight NCAA still rings titles (1980-82) and back-to-back NCAA parallel bars crowns (1981-82). As a freshman in 1979, Hartung led NU to its first national championship. During his Husker career, Hartung guided NU to four straight national championships. An Omaha native and South High School graduate, Hartung was a product of the Cahoy School of Gymnastics. In 1982, Hartung became NU's first Nissen Award winner.



**PHIL CAHOY: 1980**

One of three Huskers on the 1980 Francis Allen-coached U.S. Olympic team, Phil Cahoy was a 10-time NCAA All-American at Nebraska. Like Jim Hartung, Cahoy was an Omaha South High School graduate. He trained under his father, Phil Cahoy Sr., at the Cahoy School of Gymnastics before coming to Nebraska. As a Husker, he was a key figure on four NU squads that won national championships (1980-83). Individually, he was a four-time NCAA champion, winning back-to-back NCAA parallel bars and horizontal bar national titles in 1980 and 1981.



**SCOTT JOHNSON: 1984, 1988**

One of two Huskers who were two-time Olympians, Scott Johnson was a member of the gold medal winning U.S. squad in 1984. An 11-time NCAA All-American, Johnson was a three-time national champion at NU. At the 1983 NCAA Championships, Johnson won the floor exercise, parallel bars and horizontal bar national titles and placed second in the all-around.




**JIM MIKUS: 1984**

The alternate for the gold medal winning 1984 U.S. squad, Jim Mikus was a five-time NCAA All-American at Nebraska. He was a valuable contributor for NU's national championship teams in 1981, 1982 and 1983. Mikus was a two-time NCAA All-American on the floor exercise and horizontal bar, and finished fourth in the all-around in 1982.



**FRANCIS ALLEN: 1980, 1992**

A two-time Olympic team head coach, Francis Allen was selected to guide the U.S. squad in 1980 and in 1992. During his 40 seasons at NU, the Huskers won eight national titles, including an unprecedented five straight titles from 1979 to 1983, and finished second on seven other occasions.



**LARRY GERARD: 1980**

One of three Huskers on the Francis Allen-coached 1980 U.S. Olympic team, Larry Gerard was a seven-time NCAA All-American while at Nebraska. In 1979, Gerard finished fifth in the all-around to help Nebraska win its first national championship.




**WES SUTER: 1988**

One of three Huskers on the 1988 U.S. Olympic squad, Wes Suter became NU's second Nissen Award winner in 1986. A five-time NCAA All-American at Nebraska, Suter finished his Husker career as a three-time NCAA champion. At the 1985 NCAA Championships, Suter won national titles in the all-around, floor exercise and horizontal bar.


# NEBRASKA'S OLYMPIANS

One of the nation's premier programs, Nebraska has produced nine athletes who have earned 11 U.S. Olympic positions, including a two-time Olympic appearance by current Nebraska assistant coach Jim Hartung. Former Head Coach Francis Allen was also a two-time Olympic team head coach for the 1980 and 1992 teams.



**KEVIN DAVIS: 1988**

A member of the 1988 U.S. Olympic team, Kevin Davis was a seven-time NCAA All-American for the Huskers. Davis was a two-time NCAA champion, winning parallel bars titles in 1987 and 1988. He helped NU to the 1988 national title, finishing third in the all-around.



**TRENT DIMAS: 1992**

A standout on the high bar, Trent Dimas won the only U.S. gymnastics medal at the 1992 Olympics with a 9.875 for a gold medal on the high bar. Dimas picked up two NCAA All-America awards for the Huskers in 1990, placing second in both the floor exercise and horizontal bar. Dimas' gold medal is the only individual gold medal an NU gymnast has won.



**TOM SCHLESINGER: 1988**

One of three Huskers on the 1988 U.S. Olympic team, Tom Schlesinger was a seven-time NCAA All-American at Nebraska. At the 1987 NCAA Championships, Schlesinger won the all-around and parallel bars national titles on his way to winning the Nissen Award in 1988.



**YANNI CHRONOPOULOS: 2024**

Yanni Chronopoulos was selected as an alternate for Team Canada during the 2024 Olympics held in Paris. Chronopoulos was competing with Team Canada during the 2023 World Championships in October of 2023, where the team placed seventh. Before qualifying last year, Canada had not qualified in team events since 2008.





# THIS IS NEBRASKA

NEBRASKA MEN'S GYMNASTICS: EIGHT-TIME NCAA CHAMPIONS



# ACADEMIC SUCCESS





**ZAC TIDERMAN, 2024 MAY GRADUATE**



**DYLAN LECLAIR, STUDENT-ATHLETE OF THE YEAR**



**LIAM DOHERTY-HERWITZ, MAY 2023 GRADUATE**



**CHRIS STEPHENSON, STUDENT-ATHLETE OF THE YEAR**



# ACADEMIC EXPERIENCE







**ANTON  
STEPHENSON**  
MEN'S GYMNASTICS

**2020 NCAA TOP TEN AWARD WINNER**



**ASHER  
COHEN**  
MEN'S GYMNASTICS

**2023 CSC ACADEMIC ALL-AMERICAN**

## **CSC ACADEMIC ALL-AMERICANS** DIVISION I SCHOOLS, ALL-TIME

	<b>373</b>
	<b>362</b>
	<b>278</b>

As of July 17, 2024

### **ACADEMIC COUNSELING**

A team of 14 academic staff members are in place to monitor daily academic progress, promote skill development, receive consistent course feedback, assist with the advising/registration process and monitor eligibility and progress toward graduation.

### **TUTORIAL SUPPORT**

A tremendous resource for all academic abilities, tutorial support is available from day one up to college graduation in all subject areas. Tutorial support is provided both in-person and virtually. Nebraska's tutorial program is certified by the College Reading and Learning Association.

### **STUDY HALL**

Student-athletes attend a supervised study hall within the newly-opened Osborne Legacy Complex that features day, evening and weekend hours. Student athletes are required to complete a specific number of study hours each week and/or a list of academic tasks as determined by their academic counselor, learning specialist and coach.

### **MENTORING**

Academic staff serve as mentors to all incoming student-athletes and select returning student-athletes. The student-athletes meet with their mentor weekly to develop time management skills, gather and report academic progress information and discuss academic success strategies.

### **EDUCATIONAL ASSESSMENTS**

Assessments are administered upon the request of the student-athlete, academic counselor or coach. Learning specialists are available to administer and score informal assessments, which include a reading comprehension and a writing assessment. When more in-depth assessments are necessary, referrals are made to a neuropsychologist who conducts the assessments. If it is determined a student-athlete has a learning disability or another medical condition that impedes the student from reaching their academic potential, appropriate accommodations are implemented by the Office of Services for Students with Disabilities.

### **STUDENT-ATHLETE ORIENTATION**

Each new student-athlete attends an orientation at the beginning of their academic career. Student-athletes are introduced to staff, faculty, administrators and a variety of resources that help facilitate the transition into college while enhancing awareness of support services in the Athletic Department and across campus.

### **PERSONAL COUNSELING**

Student-athletes will find a supportive and caring environment at Nebraska. Transitional issues, stress management, time management, academic focus and problem resolution are all addressed in a proactive manner throughout the year. If necessary, counseling referrals are also made to designated practitioners.

### **COMPUTER RESOURCES**

All student-athletes are provided the opportunity to have a laptop for use during their academic career at Nebraska. The Osborne Legacy Complex has printers and desktop computers available for student-athletes to use in the facility. A full-time computer specialist is on-site and available to assist with technology needs.





**WES SUTER, ATHLETIC HALL OF FAME**



**CHRIS HISER, SAM FOLTZ HERO 27 AWARD**



**LEADERSHIP AND NETWORKING EVENT**



**TAYLOR CHRISTOPULOS, SAM FOLTZ HERO 27 AWARD**



**SERVICE TRIP TO PANAMA (2024)**

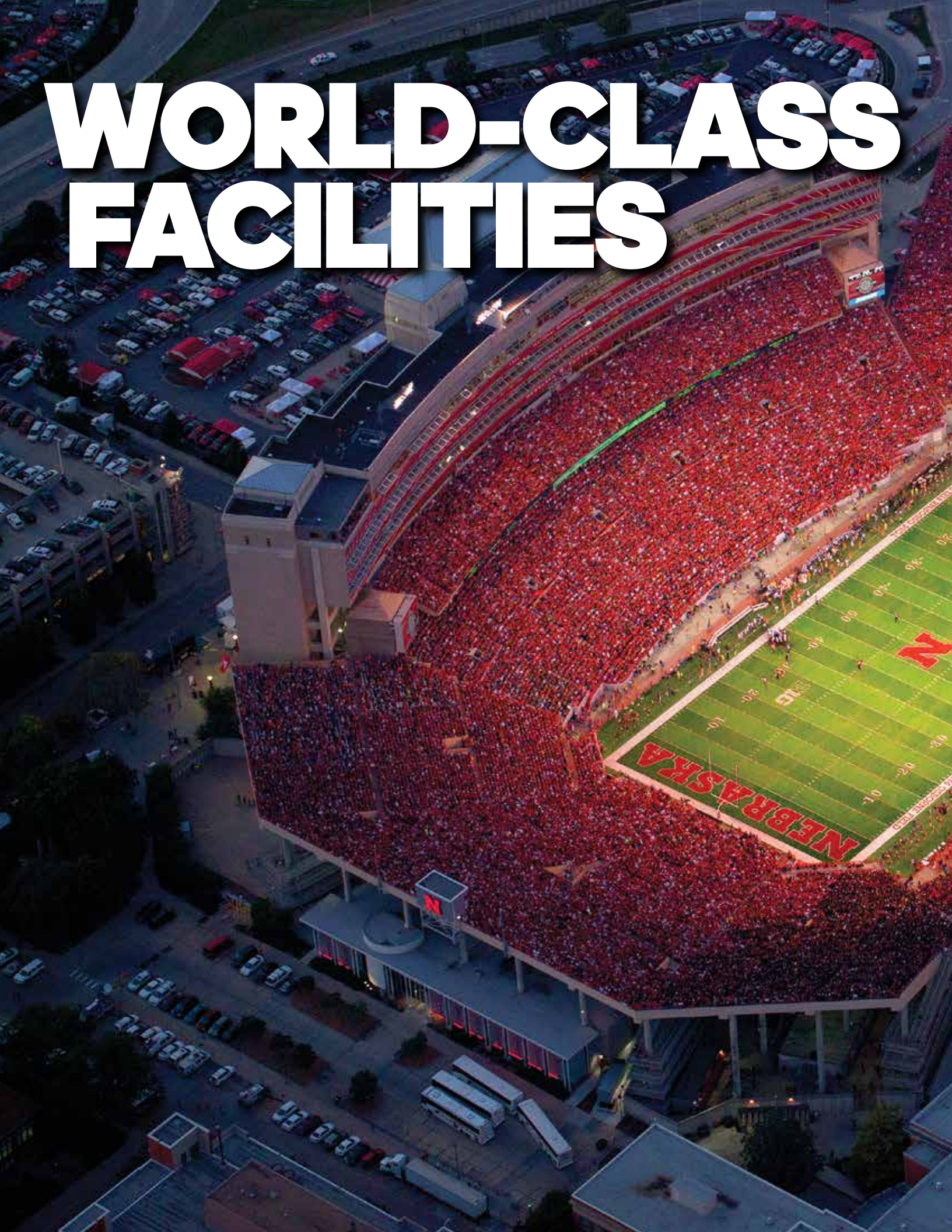


# LIFE SKILLS





# WORLD-CLASS FACILITIES







**PINNACLE BANK ARENA**



**HAWKS FIELD**

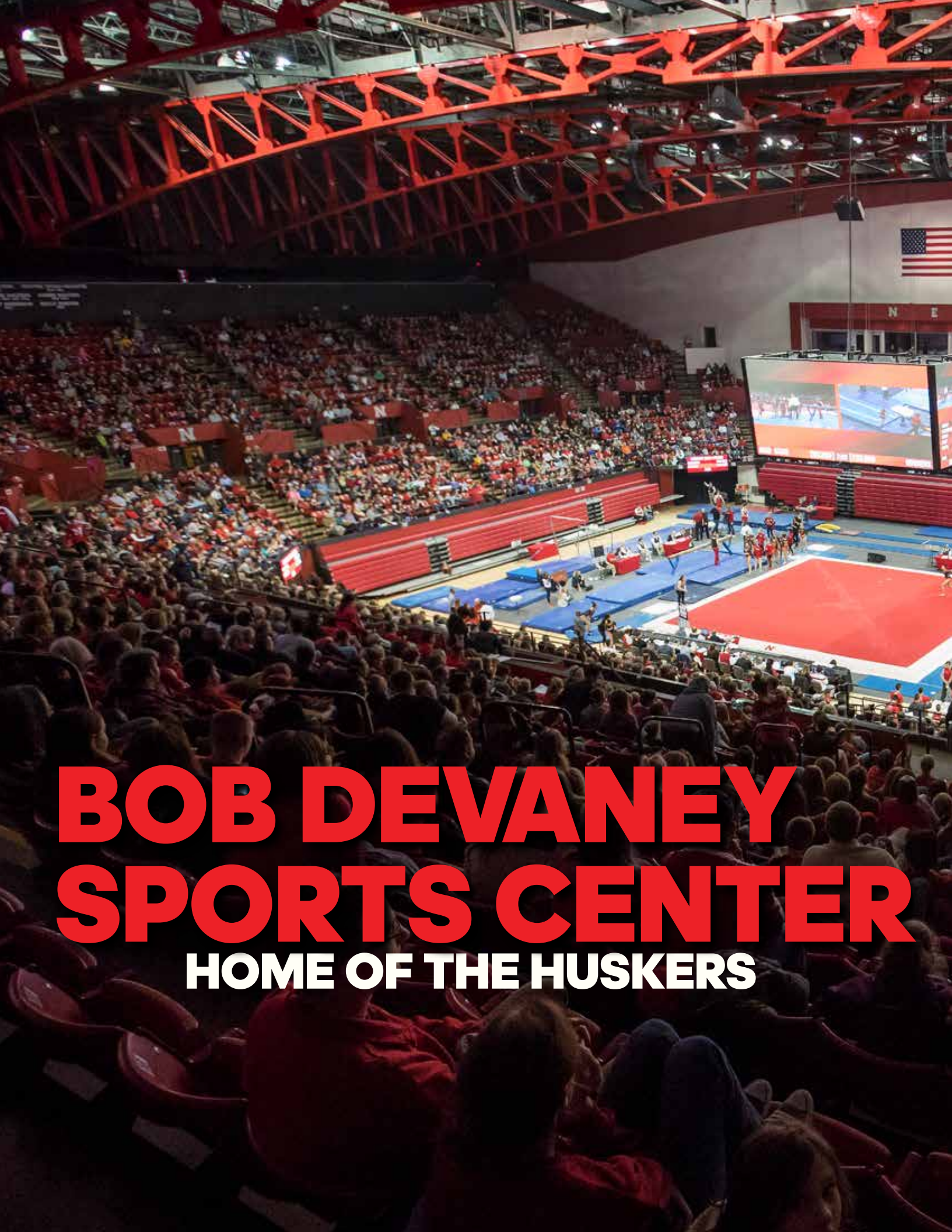


**BOB DEVANEY SPORTS CENTER**



**BARBARA HIBNER STADIUM**





# **BOB DEVANEY SPORTS CENTER**

**HOME OF THE HUSKERS**



TEAM	NEBRASKA	48,800
UNIV	UTAH	48,000
UPPERMICH	47,200	
UTAH STATE	46,000	
UTAH VALLEY	45,700	
UTAH STATE	45,000	
UTAH VALLEY	44,000	



NEBRASKA

# NEBRASKA MEN'S GYMNASTICS NATIONAL ATTENDANCE RANKINGS

**2022** 1st

**2020** 1st

**2019** 3rd

**2018** 1st

\*DUE TO COVID-19 PANDEMIC FANS WERE NOT PERMITTED FOR ATTENDANCE DURING 2021 SEASON



# FRANCIS ALLEN TRAINING COMPLEX

OPENED IN MARCH 2020

**N** NEBRASKA  
GYMNASTICS

A wide-angle photograph of a large indoor gymnastics training complex. The facility is filled with various pieces of equipment. In the foreground, there's a long red mat with a green section and a blue mat. To the right, there's a blue trampoline with a white mat and a red cross. Further back, there are several foam pits filled with black and red foam blocks. A thick yellow rope hangs vertically from the ceiling. The walls are white, and the ceiling has a complex network of pipes and lights. The overall atmosphere is bright and professional.






**ATHLETIC THERAPY ROOMS**



**LOCKER ROOM**



**VAULT FOAM PIT**



# FRANCIS ALLEN TRAINING COMPLEX

THE NEW HOME OF NEBRASKA GYMNASTICS

- 14** MILLION DOLLARS  
USING PRIVATE DONATIONS AND ATHLETIC FUNDS
- 47** THOUSAND SQUARE FEET  
OCCUPIED BY BOTH MEN'S & WOMEN'S GYM PROGRAMS
- 6** COACHES AND SUPPORT STAFF OFFICES
- 2** FULL-SIZED LOCKER ROOMS  
FOR THE MEN'S AND WOMEN'S GYMNASTICS TEAMS
- 2** SATELLITE ATHLETIC THERAPY SITES  
WITH COLD TANKS, ICING AND TAPING AREAS
- 1** BRAND NEW DEDICATED LOBBY  
FOR THE NORTH ENTRANCE







**GRAND OPENING**



**TROPHY DISPLAY**



**TRAINING ROOM**



**COACHES OFFICES**

ALLEN T

Allen Dining Complex  
Dedication  
Allen Dining Complex  
Dedication

# ATHLETIC MEDICINE



**MICROGRAVITY TREADMILLS**




**HYDROTHERAPY POOLS**



**20 STATIONS FOR STUDENT-ATHLETES**







**GENETIC MEDICINE**



# NAPL

## NEBRASKA ATHLETIC PERFORMANCE LAB

A ONE-OF-A-KIND RESEARCH AND TESTING FACILITY THAT PROVIDES NEBRASKA STUDENT-ATHLETES WITH THE LATEST ADVANCEMENTS IN EQUIPMENT, TRAINING TECHNIQUES AND MEDICAL TECHNOLOGY.



**NAPL COLLABORATING WITH COACHES**

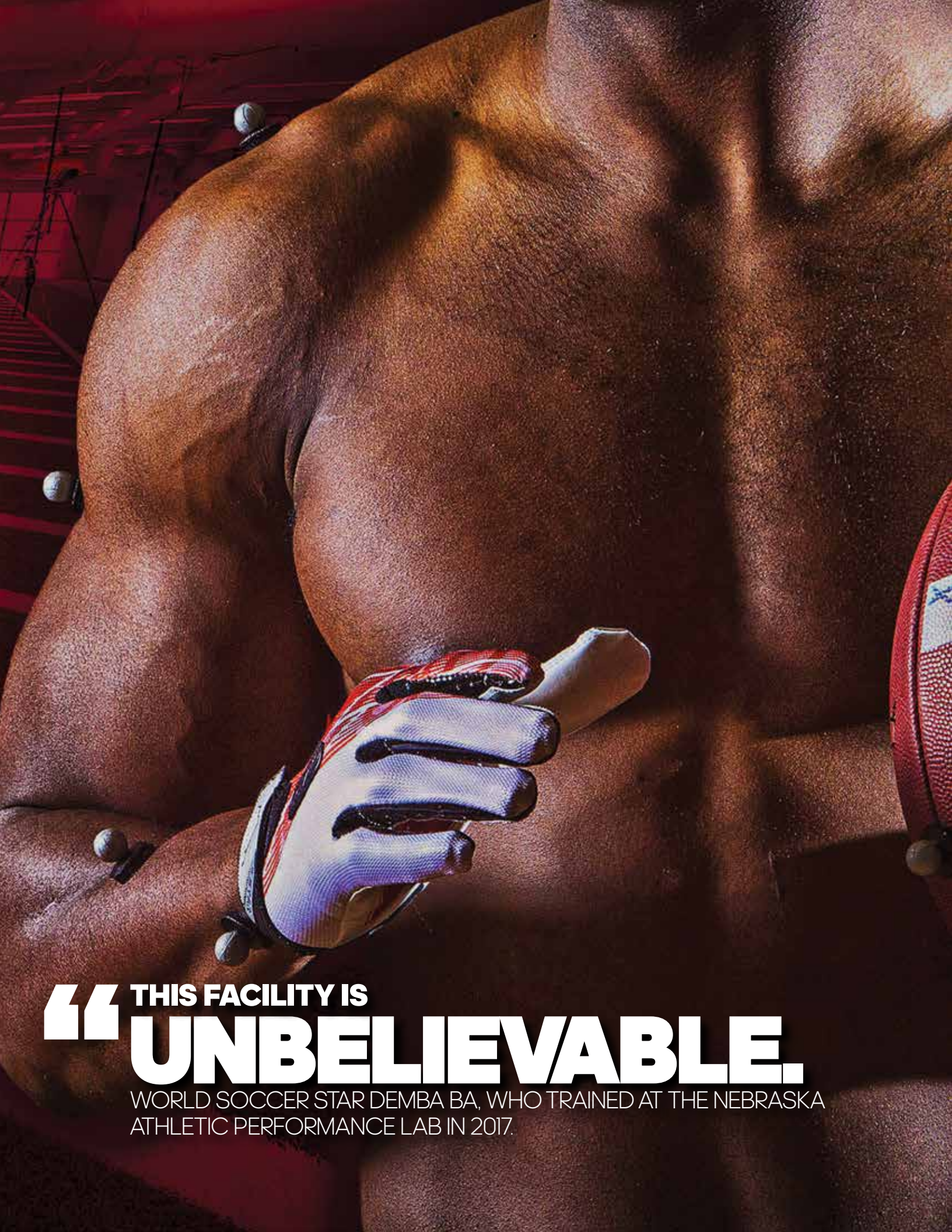


**TESTING TO ENHANCE TRAINING METHODS**



**STATE-OF-THE-ART EQUIPMENT**



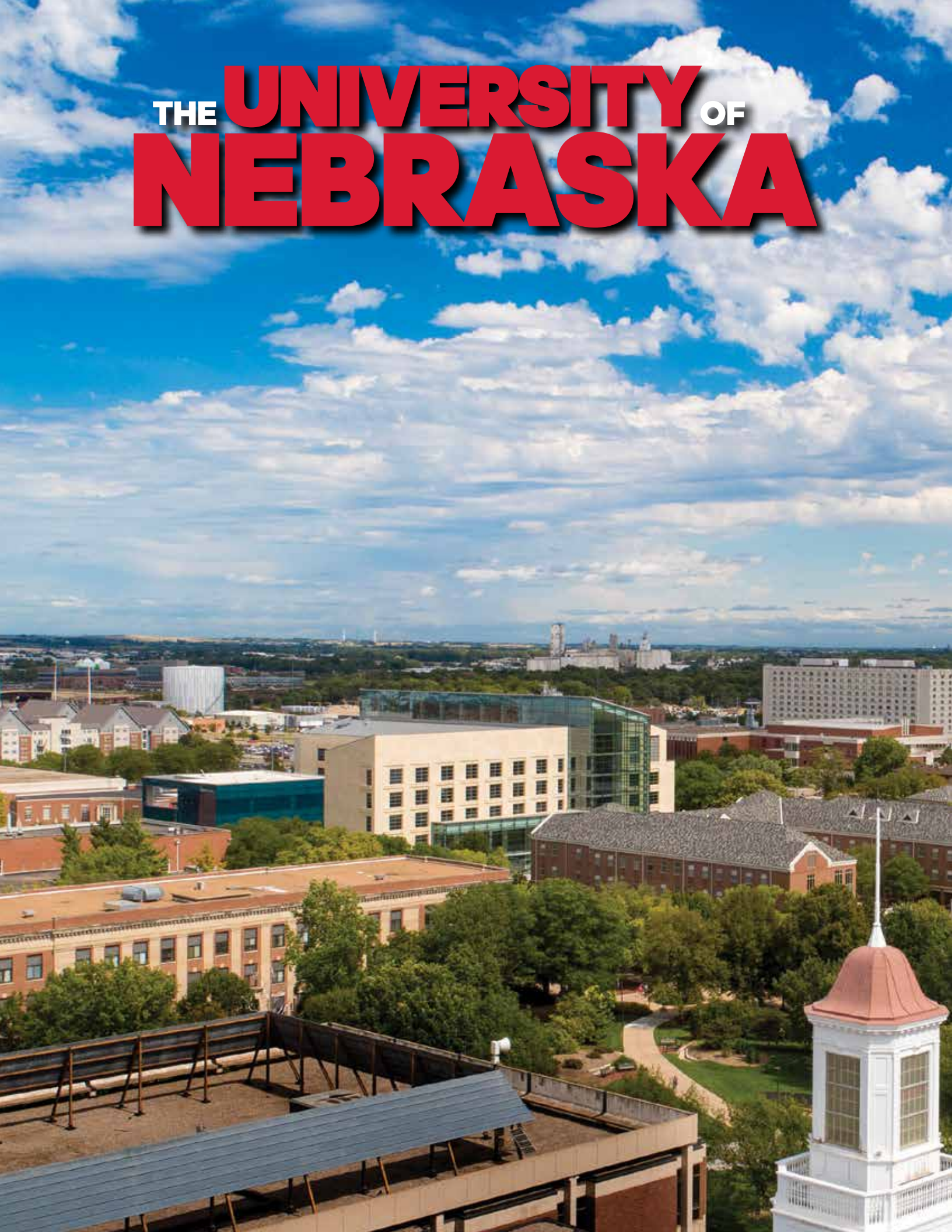


**“ THIS FACILITY IS  
UNBELIEVABLE.**

WORLD SOCCER STAR DEMBA BA, WHO TRAINED AT THE NEBRASKA  
ATHLETIC PERFORMANCE LAB IN 2017.



# THE UNIVERSITY OF NEBRASKA







## THE UNIVERSITY OF NEBRASKA

Chartered in Lincoln by the Nebraska Legislature in 1869, the University of Nebraska was expanded in 1968 into a university system now comprising four campuses under the guidance of a Board of Regents and a central administration. The flagship University of Nebraska–Lincoln is an educational institution of international stature. Nebraska is classified within the Carnegie “R1: Doctoral Universities – Highest Research Activity” category. Nebraska is also a land-grant university and a member of the Association of Public and Land-grant Universities. The university is accredited by the Higher Learning Commission.

## BIG TEN ACADEMIC ALLIANCE

As a member of the Big Ten, the University of Nebraska–Lincoln is a member of the Big Ten Academic Alliance (BTAA), which is the academic consortium of the universities in the Big Ten Conference. The BTAA includes all 18 Big Ten Institutions and partners with the University of Chicago. Being in the Big Ten Academic Alliance gives Nebraska several advantages, including: access to library collections across the conference, reduced costs through tech collaborations, lower student costs on course materials through collective purchasing and licensing, and study abroad partnerships and course-sharing agreements — students can take courses across Big Ten institutions.

## NATIONAL RANKINGS

- 2023 Top 100 universities worldwide in earning U.S. patents (7th straight year) (National Academy of Inventors and Intellectual Property Owners Association)
- 2024 Top 20 U.S. Colleges That Produce the Most Local Business Founders (SwitchOnBusiness)
- 2024 America’s Best Large Employers (Forbes)
- 2024 Best MBA Programs for Your Money (Money)
- 2024 Best Engineering Master’s Programs for Your Money (Money)
- 2024 Best Law Schools for Your Money (Money)
- 2023 Best Value Colleges (The Princeton Review)







**“LINCOLN IS  
CLEARLY  
ON THE RISE.”**

VIA SILICON PRAIRIE NEWS

**TOP 100 PLACES TO LIVE IN THE U.S.**  
LIVABILITY

**TOP 25 BEST PLACES TO LIVE IN 2024**  
U.S. NEWS & WORLD REPORT

**TOP 25 COLLEGE TOWNS IN 2024**  
COLLEGE TRANSITIONS

**NO. 17 MOST BEAUTIFUL CITY IN THE USA**  
THE CULTURE TRIP

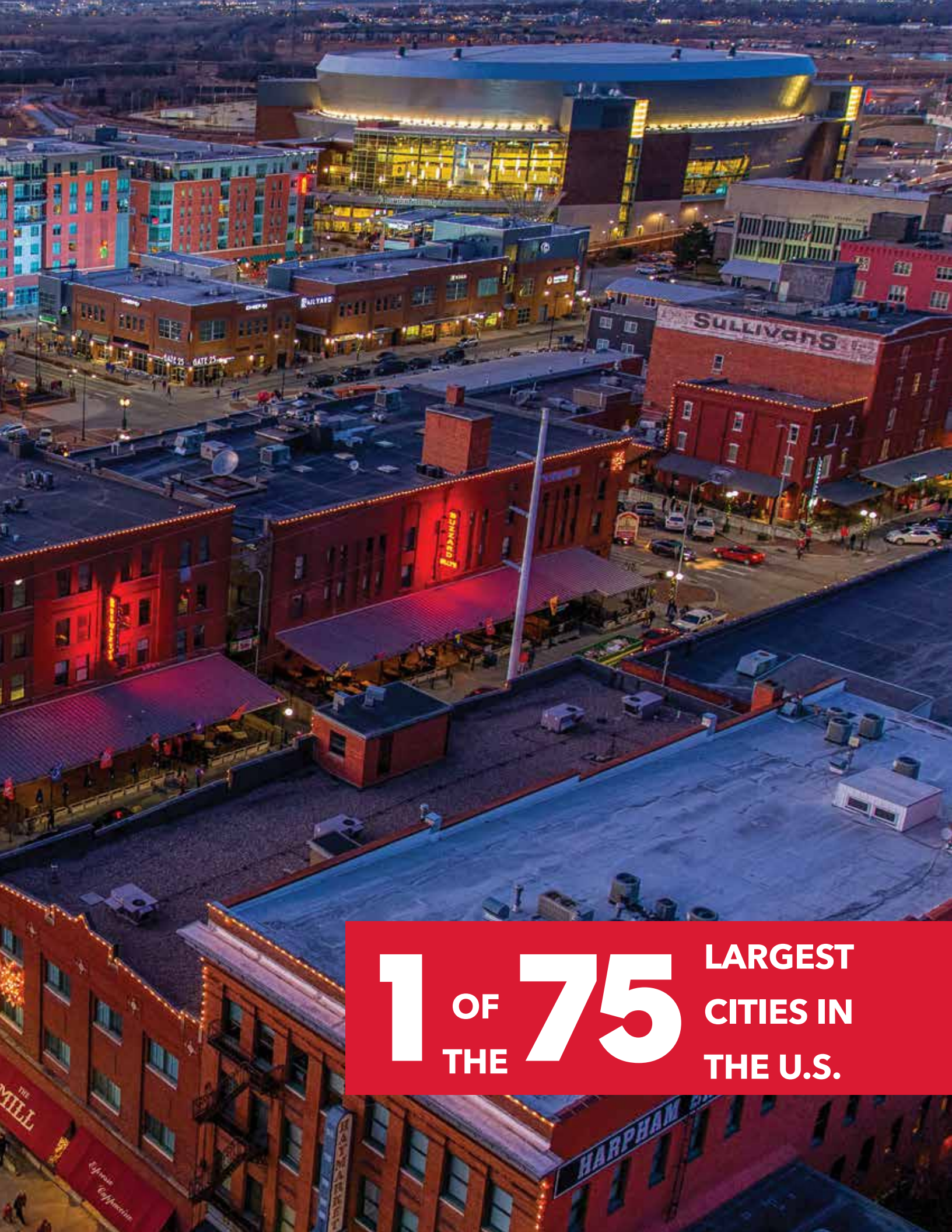
**NO. 1 MOST CONTENT CITY**  
24/7 WALLSTREET

**NO. 1 CITY IN BEST PLACES  
FOR BUSINESS AND CAREERS**  
FORBES

**NO. 2 CITY IN HIGHEST QUALITY OF LIFE**  
HUFFINGTON POST

**NO. 3 MOST LIVEABLE CITY IN THE U.S.**  
SMARTASSET





**1** OF **75**  
THE

**LARGEST  
CITIES IN  
THE U.S.**



# ATHLETIC SUCCESS

NEBRASKA WON FIVE BIG TEN TITLES IN 2023-24



2024 BIG TEN TOURNAMENT  
CHAMPIONS

**BASEBALL**



2023 NCAA RUNNER-UP  
2023 BIG TEN CHAMPIONS

**VOLLEYBALL**



WORLD RECORD FOR MOST ATTENDED  
WOMEN'S SPORTING EVENT (92,003)





**5 NATIONAL TITLES  
(2ND MOST SINCE 1970)**



**FOOTBALL**



**2023 BIG TEN CHAMPIONS**

**WOMEN'S SOCCER**

**2024 BIG TEN CHAMPIONS  
8 NATIONAL TITLES**



**MEN'S GYMNASTICS**

**2024 BIG TEN CHAMPIONS**



**MEN'S TRACK AND FIELD**

**3 INDOOR  
NATIONAL TITLES  
(4TH IN NCAA HISTORY)**



**WOMEN'S TRACK AND FIELD**





On July 1, 2011, the University of Nebraska became an official member of the Big Ten Conference, increasing the Big Ten's membership to 12 institutions for the first time in conference history. The addition of Nebraska marked the Big Ten's first expansion since Penn State joined the conference in June of 1990. The nation's oldest conference continued to grow with the addition of Maryland and Rutgers in the summer of 2014. The Big Ten Conference is a union of 14 world-class academic institutions – who share a common mission of research, graduate, professional and undergraduate teaching and public service. The conference's 100-plus years of history, strong tradition of competitive intercollegiate athletic programs, vast and passionate alumni base, and consistent leadership in innovations position the Big Ten and its entire community firmly on the Big Stage.

The Big Ten has sustained a comprehensive set of shared practices and policies that enforce the priority of academics and emphasize the values of integrity, fairness and competitiveness in all aspects of its student-athletes' lives, with the ultimate goal of ensuring that each individual has the opportunity to live a Big Life.

#### **BIG TEN CONFERENCE HIGHLIGHTS**

- Big Ten universities provide approximately \$200 million in direct financial aid to nearly 9,500 student-athletes on 350 teams across 42 sports.
- The Big Ten sponsors 28 official conference sports, 14 for men 14 for women.
- More than 120 years after its inception, the Big Ten remains a national leader in intercollegiate athletics on and off the field. Big Ten programs have combined to win more than 450 team and 1,800 individual national championships, consistently taking home individual honors for athletic and academic accomplishments and fulfilling the Big Ten's mission of academic achievement and athletic success.
- The Big Ten leads the nation in total student-athletes and participation opportunities, while sponsoring more official sports than all conferences other than the Ivy League.
- Nearly 1,400 Big Ten student-athletes and coaches have participated in the Olympics, winning at least 480 medals, including nearly 250 gold.
- The Big Ten leads all conferences with more than 5.7 million living alumni and 520,000 students.

#### **BIG TEN NETWORK**

Headquartered in Chicago, the Big Ten Network is the first internationally distributed television network dedicated to covering one of America's premier collegiate conferences.

With more than 400 live sports events, and virtually all of them in high definition, the Big Ten Network is the ultimate destination for Big Ten fans and alumni across the country. The network is on the air 24 hours a day, 365 days a year.

The network is available to an estimated 60 million households. The network is carried by all major cable, satellite and telecommunications providers and BTN2Go is also available on smartphones, tablets and the internet.







# THE BIG TEN CONFERENCE




# THIS IS NEBRASKA

Nebraska has built a legacy unparalleled by any men's gymnastics program in the nation over the past 73 years.

Nebraska has placed first or second at the NCAA Championships 15 times in the past 44 years.

Nebraska gymnasts have won nine NCAA individual all-around titles and 221 All-America awards.

The Huskers have won eight NCAA titles since 1979. Nebraska is the only team in the nation to win five consecutive crowns.



Top: The Nebraska men's gymnastics program owns one of the richest traditions in the history of the sport at the collegiate level. The Huskers have won eight NCAA team crowns in school history, including a nation-leading seven since 1980. NU has also claimed seven NCAA runner-up finishes.

Bottom: Nine Huskers have earned spots on the U.S. Olympic team, including Scott Johnson, who joined current NU assistant Jim Hartung on the 1984 Olympic gold-medal winning team. Johnson, who was also a member of the 1988 U.S. Olympic team, was a three-time national champion and 11-time All-American.

Left: Jake Bonnay (top) captured All-America honors on floor at the NCAA Championships in 2019 and was a Nissen-Emery Award Finalist as a senior in 2020. Anton Stephenson (bottom) was a Nissen-Emery Award Finalist in 2019. Stephenson finished his Husker career as a four-time All-American and was the 2019 NCAA runner-up on vault. He won three consecutive conference titles on vault in 2017, 2018 and 2019.