

# QUIKLITTER™

## BLIZZARD LITE

REF #30-0088

Multi-Use Disposable Litter with  
Orange Blizzard Hypothermia Blanket

Rated to 750 lbs (340 kg)

Size: 72" x 27" Weight: 21.3 oz



RESCUE ESSENTIALS

[www.rescue-essentials.com](http://www.rescue-essentials.com)

[info@rescue-essentials.com](mailto:info@rescue-essentials.com) | 910-830-0286 | North Carolina USA



Tri-Tech Forensics, Inc. dba Rescue Essentials  
3811 International Blvd NE, Ste 100, Leland, NC 28451 USA



LOT



# QuikLitter™ Blizzard Lite Instructions

The QuikLitter™ Lite is rated to transport up to 750 pounds (340 kg). It is recommended to use at least four people to ensure safe transport and transfer, minimizing the chance of accident or injury. Not recommended when spinal stability is an issue. Improper handling or use of damaged QuikLitter™ Lite can result in death or serious injury. Please follow all instructions for best results.

## CONTRAINDICATIONS AND WARNINGS

- Do not use QuikLitter™ Lite if unit is excessively worn or punctured.
- Avoid contact with sharp objects.
- Avoid dragging QuikLitter™ Lite over rough surfaces.
- Do not store QuikLitter™ Lite in contact with heat sources greater than 190°F.
- Not to be used in conjunction with any type of mechanical lifts for either vertical or horizontal movement.

## PATIENT HANDLING

- Do not exceed load capacity of 750 pounds.
- Use a minimum of 4 people to lift patient.
- Ensure proper grasping technique before lifting patient.

## CLEANING

- Soiled QuikLitter™ Lite can be cleaned using a damp cloth with soap, detergent, or a mild disinfectant.
- Do not machine wash.
- If the entire device is contaminated, place it in a red biohazard bag and dispose according to your hazardous waste protocol.
- Avoid use of harsh detergents or disinfectants.

## INTENDED USE

The QuikLitter™ Lite is intended for use by healthcare professionals for general patient stabilization, transport, and transfer. Due to the lightweight and compact construction of the device, it is especially useful in austere environments where rapid casualty evacuations are needed.

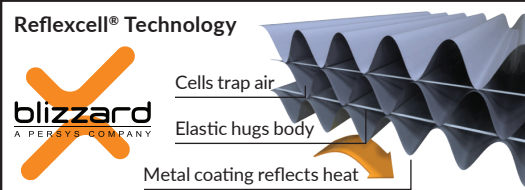
<b>MD</b>	Medical Device	<b>EC REF</b>	Authorized European Representative	<b>LOT</b>	Lot Number	<b>PK</b>	Country Code
<b>LATEX</b>	Not Made with Natural Rubber Latex		Manufacturer		Consult Instructions For Use		Date of Manufacture

Notice: Any serious incident that has occurred in relation to this device should be reported to Tri-Tech Forensics and the Competent Authority of the Member State in which the user and/or patient is established.


## BLIZZARD HYPOTHERMIA BLANKET

- Blanket is attached with hook and loop and can easily be removed if desired.

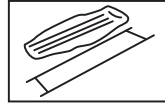
**Reflexcell® Technology**




Cells trap air  
Elastic hugs body  
Metal coating reflects heat




Unroll the blanket and expand it by carefully stretching it sideways.




Lay the blanket out with the red tape facing up.




Position person in the center of the blanket. Remove the red backing from the self-adhesive strip along the edge of the blanket.




Wrap the blanket around the person. Use adhesive strips to close the blanket. Strips are resealable in order to examine the person inside.



Once the blanket is closed, tug it lengthways to help the cells inflate properly. Repeat this if cells lose their shape.



Manufacturer  
+44 (0) 1248 600666  
www.blizzardsurvival.com



Distributor  
888.737.7978  
www.ps-med.com  
info@ps.med.com



www.rescue-essentials.com  
910-830-0286 | info@rescue-essentials.com