

# QUIKLITTER™ DRAG

REF #50-5000

Multi-Use Draggable Disposable Litter

Capacity: 500 lbs (226 kg)

Size: 72" x 27" Weight: 1 lb 9 oz



**RESCUE ESSENTIALS**




[www.rescue-essentials.com](http://www.rescue-essentials.com)

[info@rescue-essentials.com](mailto:info@rescue-essentials.com) | 910-830-0286




 Tri-Tech Forensics, Inc. dba Rescue Essentials  
3811 International Blvd NE, Ste 100, Leland, NC 28451 USA



  MedEnvoy Global B.V. Prinses Margrietplantsoen 33,  
Suite 123 2595AM The Hague, The Netherlands 

# QuikLitter™ Drag Instructions

The QuikLitter™ Drag is rated to transport up to 500 pounds (226 kg). It is recommended to use at least two people to ensure safe transport and transfer, minimizing the chance of accident or injury. Not recommended when spinal stability is an issue. Improper handling or use of damaged QuikLitter™ Drag can result in death or serious injury. Please follow all instructions for best results.



## PATIENT HANDLING

- Do not exceed load capacity of 500 pounds.
  - Use a minimum of 2 people to lift patient. When dragging solo, use handle at head of QuikLitter™ Drag.
  - Ensure proper grasping technique before lifting or dragging patient.
1. Lay patient flat on the QuikLitter™ Drag with legs apart.
  2. Pull end of QuikLitter™ Drag near patient's feet up to handles where retention strap is located.
  3. Thread retention strap through the handles from the foot end.
  4. Tighten retention strap.
  5. Push patient's legs together.
  6. Grab handle(s) at head of QuikLitter™ Drag and begin drag.

*Notice: Any serious incident that has occurred in relation to this device should be reported to Tri-Tech Forensics and the Competent Authority of the Member State in which the user and/or patient is established.*

## CONTRAINDICATIONS AND WARNINGS

- Do not use QuikLitter™ Drag if unit is excessively worn or punctured.
- Avoid contact with sharp objects.
- Do not store QuikLitter™ Drag in contact with heat sources greater than 190°F.
- Not to be used in conjunction with any type of mechanical lifts for either vertical or horizontal movement.

## CLEANING

- Soiled QuikLitter™ Drag can be cleaned using a damp cloth with soap, detergent, or a mild disinfectant.
- Do not machine wash.
- If the entire device is contaminated, place it in a red biohazard bag and dispose according to your hazardous waste protocol.
- Avoid use of harsh detergents or disinfectants.

## INTENDED USE

The QuikLitter™ Drag is intended for use by healthcare professionals for general patient stabilization, transport, and transfer. Due to the lightweight and compact construction of the device, it is especially useful in austere environments where rapid casualty evacuations are needed.

MD	Medical Device	EC REP	Authorized European Representative	LOT	Lot Number	PK	Country Code
LATEX	Not Made with Natural Rubber Latex	Manufacturer		i	Consult Instructions For Use	Date	Date of Manufacture

Made in Pakistan

**RESCUE ESSENTIALS**

[www.rescue-essentials.com](http://www.rescue-essentials.com)

910-830-0286 | [info@rescue-essentials.com](mailto:info@rescue-essentials.com)