



**JUNIOR GOLF HUB**

## *COLLEGE GOLF CHECKLIST*

## Early Years



Prior to high school, focus on fostering a love of the game and a desire to compete. Play in age-appropriate tournaments. It's unlikely that prospects will be recruited prior to high school, although for a select few top players this may be the case. Start to work regularly with a trusted coach or advisor who can steer you along the right developmental path as you enter high school.



### Freshman Year

Freshman year is key towards setting yourself up for long-term success in the recruiting process. This is a perfect time to develop proper study habits, conduct initial research on colleges and golf programs, set goals and create a long-term plan to attain them, and play in skill level appropriate tournaments. The level of coach contact in Freshman year varies by association, division and athlete skill level, although in general it tends to be limited. Prospects are free to reach out to coaches to introduce themselves if appropriate, however, coaches in NCAA D-I and D-II are not allowed to initiate contact with prospects during Freshman year. Here is Junior Golf Hub's Freshman year checklist:

#### Academics

- Check with guidance counselor to ensure you are on track to take NCAA core courses
- Prioritize academics and develop strong study habits



#### College and Golf Program Research

- Consider creating initial target college list (30+ colleges)
- Conduct initial research on target colleges and their golf programs 
- Understand scoring stats at golf programs of interest and set a goal to be at this level 

#### Golf Readiness

- Create long-term development plan with trusted coach
- Ensure plan addresses key elements of success (golf skills, physical, mental)


#### Tournaments

- Play an active tournament schedule (ideally 8-12 tournaments) 
- Recognize the difference between Local (18-hole events close to home), State/Regional (36-hole events, often Ranked) and National (AJGA, HJGT, USGA) events. 
- Play in events appropriate to your skill level



#### College Visits

- Consider unofficial visits to school campuses when you are traveling for tournaments
  - Note that for NCAA Division I only, as of May 2019, there can be no in person meeting with the coach during an unofficial visit before 8/1 prior to junior year in high school

#### Resume

- Create Profile on Junior Golf Hub so coaches can track your progress 

#### Other

- Understand basics of recruiting rules and regulations across divisions and associations 
- Consider a college golf camp 



# Sophomore Year

 = Use Junior Golf Hub

Sophomore year marks an important turning point. The preparatory phase of Freshman year is over, and prospects should move into full swing researching colleges and conducting initial outreach to coaches. On the tournament front, many players will move up and play in 36-hole ranked Regional events and even begin considering National events if appropriate. On the academic front, prospects should take the pre-SAT or pre-ACT to adequately prepare for the exams in Junior year. Be careful not to push too much of this into junior year, as that will leave you short of time.

Here is Junior Golf Hub's Sophomore year checklist:

## College and Golf Program Research

- Create and/or refine initial target college list (30+ colleges)
- Conduct initial research on target colleges and golf programs (if not done in Freshman year) 
- Understand scoring stats at golf programs of interest and set a goal to be at this level 




## Academics

- Start to take preparatory tests including pre-SAT, pre-ACT


## Golf Readiness

- Execute long-term development plan



## Tournaments

- Play an active tournament schedule (ideally 10-12 tournaments) 
- Play in 36-hole Regional and Ranked events (Junior Golf Scoreboard, GolfWeek) 
- Consider the AJGA, HJGT, USGA and other National tournaments (if skill appropriate). Orient Regional tournament schedule to AJGA PBE map to start earning Performance Stars to carry over into junior year 


## Resume

- Create and refine Junior Golf Hub Profile 





## Coach Communication

- Start your proactive outreach to college golf coaches 
  - Note that for NCAA Division I only, as of May 2019, electronic correspondence can begin 6/15 after sophomore year
  - Target programs where your scoring average is within ~10% of fifth player average
- Use 'triple threat approach' of e-mail, phone call and hand-written note
  - Request that the coach 'Follow' you on Junior Golf Hub to track progress
- Maintain correspondence log to track messages out and in. Be punctual and professional
- Respond to all inbound communication, even from coaches and programs that may be off your radar
- Target two coach-friendly windows for outreach: Winter (Nov – Feb) or late spring/early summer (May – Aug)
- Prepare a list of questions for the coach and a list of questions that the coach may ask you prior to meeting 
- Role play with parent or other authority figure by phone or in person prior to meeting with a coach

## College Visits

- Take unofficial visits when traveling to your Local / Regional / National events 
  - Note that for NCAA Division I only, as of May 2019, there can be no in person meeting with the coach during an unofficial visit before 8/1 prior to junior year in high school

## Other

- Understand basics of junior golf rankings 
- Understand basics of recruiting rules and regulations across divisions and associations 
- Consider a college golf camp 
- Understand social media do's and don'ts 

# Junior Year

 = Use Junior Golf Hub

Junior year is crunch time in college golf recruiting. Prospects register for the appropriate Eligibility center(s), take standardized tests (SAT, ACT), move into full swing on college visits, and play an active tournament schedule. Coach communication is in full swing and coaches at NCAA D-I and D-II can initiate contact with prospects. In addition, many prospects verbally commit to their program of choice in Junior year. Here is a Junior year checklist:

## Academics

- Take core standardized tests (SAT, ACT) and other standardized tests (SAT II etc.) if applicable


## Eligibility

- Register for NCAA eligibility center (D-I, D-II) and or NAIA Eligibility Center - \$90






## College and Golf Program Research

- Refine and narrow initial target college list based on current academic and golfing performance

## Resume

- Update Junior Golf Hub Profile regularly 

## Coach Communication

- Players conduct proactive outreach to college golf coaches
  - Target programs where your scoring average is at or below the #3-#5 players on team 
  - Request that the coach 'Follow' you on Junior Golf Hub to track progress 
- Use 'triple threat approach' of e-mail, phone call and hand-written note
- Maintain correspondence log to track messages out and in. Be punctual and professional
- Respond to all inbound communication, even from coaches and programs that may be off your radar
- Target two coach-friendly windows for outreach: Winter (Nov – Feb) and late spring/early summer (May – Aug)
- Carefully prepare list of questions for your discussions with the coach 
- Create list of questions that the coach may ask you prior to a meeting and role play with parent or other authority figure to prepare 
- Send coaches your summer tournament schedule. Ask them what events they will be attending and plan on playing in those events 




## College Visits

- Take unofficial visits when you are traveling for tournaments
- Official visits for NCAA D-I, D-II and D-III

## Golf Readiness

- Continue to execute long-term development plan

## Tournaments

- Play an active tournament schedule (ideally 10-15 tournaments) 
- Continue to play in 36-hole Regional and Ranked events (Junior Golf Scoreboard, GolfWeek) 
- Consider moving up to AJGA or National tournaments (if skill appropriate).
  - If playing in AJGA, orient Regional tournament schedule to AJGA PBE map to earn Performance Stars 

# Senior Year

 = Use Junior Golf Hub

Senior year is the last mile in the recruiting process. Players will refine their college choices, submit applications, and apply for financial aid and scholarships. Players in NCAA D-I and D-II may participate in the National Letter of Intent process during designated windows and players in other divisions or associations will finalize their offer letters. Get ready for college golf!

## College and Golf Program Research

- Finalize target college list (5-10 colleges)

## Applications and Financial Aid

- Finalize and submit all college applications
- Complete FAFSA form (financial aid) and submit by January 1
- Apply for scholarships



## Eligibility

- Keep information in Eligibility center(s) up to date


## Academics

- SAT or standardized test retakes (if applicable)

## Coach Communication

- Last mile communication with coaches (be transparent) 
- Finalize offer letter or National Letter of Intent (NCAA D-I and D-II) in designated windows 

## College Visits

- Conduct official visits and unofficial visits 

## Resume

- Keep Junior Golf Hub Profile updated 

## Golf Readiness

- Continue to execute long-term development plan

## Tournaments

- Continue to play an active tournament schedule (10-18 tournaments) to keep skills sharp for college golf 