



322



# HOW TO GET STARTED TRANSFORMING YOUR GARAGE

IT'S TIME TO RETHINK THE GARAGE.®





**IT'S TIME TO RETHINK THE GARAGE.®**





# TRANSFORM YOUR GARAGE INTO SOMETHING MORE

Imagine a Gladiator® GarageWorks garage, a garage that predicts your needs and easily adapts to accommodate them, a garage organization system so advanced that clutter concerns are a thing of the past. Imagine a garage that looks as amazing as it works, a garage that's a focal point of your home rather than an afterthought.

Now, imagine that garage being yours...  
**IT'S TIME TO RETHINK THE GARAGE.®**

## **1** AT A GLANCE 4-5

A quick overview of the complete Gladiator® GarageWorks system.

## **2** INSPIRATION 6-17

These garage spreads are guaranteed to get you going!

## **3** GETTING STARTED 18-21

Every great journey begins with a first step.

## **4** PLANNING 22-23

All the resources you need to develop a great plan of action.

## **5** HOW-TO 24-31

Building your dream garage is easier than you might think.

## **6** PRODUCTS 32-51

A great system starts with great parts. See for yourself.



# Gladiator Brand at a Glance

A flexible organization system designed to create a seamless look in your garage



## GET GEAR OFF THE FLOOR AND ONTO THE WALL



### Wall Systems

GearTrack® Channels & GearWall® Panels are patented "slat wall" style tracks for hanging hooks, accessories and GearBoxes.

Pages 24-25, 35



## GIVE EVERY ITEM A HOME OF ITS OWN



### Hooks & Accessories

From hooks and baskets to shoe racks and shelves, the full line of Gladiator® accessories gives every item a home.

Pages 25, 36-38



## KEEP CLUTTER HIDDEN BEHIND CLOSED DOORS



### Cabinet Systems

Stylish, rugged cabinet systems keep gear organized and out of sight. Choose from our Premier or Ready-To-Assemble series.

Pages 26, 39-44



## WORK SURFACES THAT WORK FOR YOU




### Work Surfaces

Gladiator® Work Surfaces and Modular Workbenches provide superior support and versatility for projects large and small.

Pages 27, 45-47



## WE'VE GOT THE FLOOR COVERED



### Floor Coverings

Thanks to our variety of floor coverings that install quickly and without adhesives, transforming your garage has never been easier.

Page 28, 48



## APPLIANCES THAT TALK TOUGH AND BACK IT UP



### Appliances

Gladiator® appliances are built to deal with the harsh conditions of the garage so the items they store will never have to.

Page 29, 49-51

Gladiator brand features two series of cabinets that suit any storage style



Ready-To-Assemble Series Modular GearBox

## Ready-To-Assemble Series


The Ready-To-Assemble Series features lighter weight versions of several Gladiator® products. With a smaller depth and streamlined steel construction, RTA products are an easy-to assemble, cost-effective solution ideal for outfitting any size garage with the strength and style of Gladiator® GarageWorks products.



Do-It-Yourself



Steel



## Premier Series

Step up to the Premier Series when you're ready for welded steel cabinets, superior strength and standard solid rubber casters. Also, most Gladiator® Premier Series products come already assembled, so you can start getting organized right away.



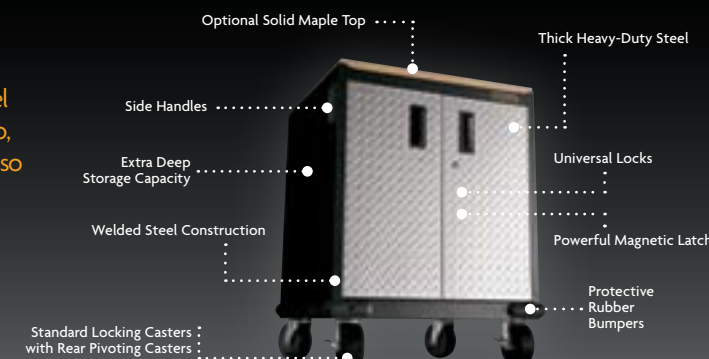
Magnetic Latches



Welded Steel



Extra Deep



Premier Series Modular GearBox

DISCOVER HOW  
INSPIRING  
GLADIATOR®  
GARAGEWORKS  
CAN BE







# ROOM TO ZOOM


## IT'S WHAT YOUR GARAGE WAS MADE FOR

Vehicles need homes, too. After all, that's why the garage was first invented. Gladiator® GarageWorks has revolutionized this concept, providing a system that surrounds your automobile in well-organized luxury and clears clutter from the floor.

- A** Tall GearLocker
- B** GearTrack® Channels
- C** 48" Shelf
- D** 30" Wall GearBox
- E** 24" VersaTop™ Work Surface
- F** Modular GearDrawer
- G** Charcoal, Silver, and Red Tile Floor Covering
- H** Powerstrip
- I** GearWall® Panels
- J** 8' Modular Workbench

A series of GearDrawers is perfect for storing all the small parts needed for automotive repairs.

**SMOOTH MOVES**  
 Gladiator® Modular GearDrawers feature various-sized, full-extension drawers with steel ball-bearing drawer slides for smooth opening and closing. Easily get to whatever part you need without missing a beat.  
 SEE PAGE 43



**READY-TO-ASSEMBLE SERIES**



**Modular GearDrawer**  
 Perfect for storing all your tools in a mobile unit.  
 Pg 43



**Modular GearBox**  
 Store larger items like jacks and tire irons at ground level, where you need them most.  
 Pg 43



**Floor Covering**  
 Quickly covers cracks and stains for a professional look.  
 Pg 48



**Small Item Bins**  
 Great for storing small items like screws, nuts and bolts.  
 Pg 38





Drain floor covering makes it easy to wash away any mess gardening gets your garage into.

# GATEWAY TO THE GARDEN

**FULLY STACKED**  
Stop stumbling over those pesky terra-cotta pots! Gladiator® Shelves are perfect for keeping unused pots, buckets and baskets organized and out from underfoot.  
SEE PAGE 38




**GREENHOUSE EFFECT**  
Gladiator® products provide limitless options for the gardener. With Workbenches that conveniently dock GearBoxes and GearDrawers, keep everything—from soil to seeds—right where you need it most.  
SEE PAGES 43-45

## ZEN GARDEN, ZEN GARAGE

Your garden is a peaceful retreat. A place you can go to escape from everyday stresses and unwind. Experience that same calm from your perfectly organized garage, thanks to Gladiator® GarageWorks. Every item in your garage gets a home, while you get a sense of serenity matched only by a relaxing afternoon in the yard.

- A** Fold-Away Workstation
- B** Tall GearLocker with Premier Bracket Kit
- C** Silver and Charcoal Tile Floor Covering
- D** 48" Shelf
- E** 24" Wall GearBox
- F** 30" Shelf
- G** GearWall® Panels
- H** Clean-Up Caddy
- I** J & L Hooks
- J** Powerstrip



**Gladiator® Shelves**  
Store pots and soil off the floor, but still within arm's reach.  
Pg 38



**24" Wall GearBox**  
Keep seeds and spades easily organized and securely stored.  
Pg 39



**Avoid accidents by storing lawn products like weed killers and fertilizers in locking cabinets.**





# SPRING TRAINING

## BOWL OVER THE COMPETITION

Make your garage a shrine to all things sports. Proudly display your golf clubs on a Gladiator® Hook or hide them away inside a Tall GearLocker. Regardless of how you shoot, Gladiator® GarageWorks delivers all-star storage solutions for you and the rest of your team.

- A** Tall GearLocker
- B** Wire Basket
- C** GearTrack® Channels
- D** Jumbo GearBox with included Bracket Kit
- E** Charcoal and Silver Tile Floor Covering
- F** Hooks
- G** 48" Shelf
- H** Mesh Basket
- I** 30" Shelf
- J** Fold-Away Workstation



**Tall GearLocker**  
Huge open space that's great for large items like baseball bats and golf bags.  
*Pg 41*



**Mesh Basket**  
Strong, flexible mesh basket is ideal for keeping sports balls from rolling around the floor.  
*Pg 38*

## READY-TO-ASSEMBLE SERIES



## TEAM PLAYERS

Let the entire family get in the game by giving everyone their own personal GearBox or GearLocker. This will provide your kids with a place for their stuff that isn't your garage floor.

SEE PAGE 41



Use hooks, baskets and shelves to store frequently used equipment, such as bikes, balls and yard games on the wall nearest to the garage door, reducing the chances of a disorganized "trail of toys."





Adding a Powerstrip puts 9 electrical outlets on any Modular Workbench.

**STRONG, REAL STRONG**  
 Gladiator® Modular Workbenches are strong enough to support an engine block. So unless you plan on repairing something bigger, like an elephant, you've got our complete support.  
 SEE PAGE 45



**KEEP MOVING**  
 Gladiator® Modular GearBoxes feature useful side handles designed to make moving them around and docking them under Modular Workbenches easy.  
 SEE PAGES 43-45

# FREE YOUR CREATIVE SPIRIT

## EMBRACE YOUR INNER INVENTOR


A buzzing circular saw. A pounding hammer. The smell of sweat and sawdust. For many, these images represent an oncoming headache. For you, they mean an ideal morning in the garage. By designing a garage tough enough to tackle any project you have for it, we've done our part creating. Now, it's your turn.

- A** 30" Wall GearBox
- B** 8' Modular Workbench
- C** Modular GearBox
- D** 24" VersaTop™ Work Surface
- E** Clean-Up Caddy
- F** Powerstrip
- G** Small Item Bins
- H** Deep Hook
- I** Chillerator® Garage Refrigerator
- J** Modular Garage Trash Compactor



**8' Modular Workbench**  
 Solid maple surface with room to store up to three Gladiator® modules underneath.  
 Pg 45


**VersaTop™ Work Surface**  
 MDF surface easily installs on top of two Gladiator® modules, creating a mobile workstation.  
 Pg 46

 **Use a cabinet or drawer near your workstation to keep a first aid kit close at hand, in case you cut yours.**





**WELL SEASONED**  
 The steel construction on all Gladiator® GearBoxes allows you to store your seasonal gear inside a cabinet that won't be affected by the extreme conditions of a constantly changing climate.  
 SEE PAGES 39-44



**HOME FOR WAYWARD GEAR**  
 Some items tend to get lost in the shuffle. That's where organization ends and chaos begins. Gladiator® Hooks come in a variety of shapes and sizes and rearrange easily to give all those random garage items a home of their own.  
 SEE PAGES 36-38

# A GARAGE FOR ALL SEASONS

## STORE IT SMART, STRONG AND ALL YEAR LONG

Keep your seasonal gear up and out of the way, but easy to get to. Never miss another March sledding opportunity or November camping trip. No matter what nature has in store for you, spend your time doing what you love, not searching for what you need.

- A** Scoop Hook
- B** GearWall® Panels
- C** Tall GearBox with Premier Bracket Kit
- D** 48" Shelf
- E** Deep Hook
- F** 30" Wall GearBox
- G** Wire Basket
- H** Freezerator® Convertible Refrigerator/Freezer
- I** Small Item Bins
- J** 6' Modular Workbench



**GearWall® Panels**  
 Easily supports all Gladiator® wall products, creating a full-wall storage solution.  
 Pg 35

**Freezerator® Convertible Refrigerator/Freezer**  
 Chill beverages, or turn the dial to freeze ice packs with an upper compartment that quickly converts from a freezer to a refrigerator.  
 Pg 49





GETTING  
STARTED  
**HAS NEVER  
BEEN EASIER**





## CLEANING OUT YOUR GARAGE

Unfortunately, you can't transform your garage without clearing out the one you already have. Here's some helpful tips to get you on your way.



### GET YOUR GARAGE READY FOR ACTION IN FIVE EASY STEPS

	What to do...	How to do it...	For example...
1	<b>CLEAR EVERYTHING OUT</b>	Clearing out the entire garage forces you to make a storage decision on every item. No cheating.	There's no example needed here. Get everything out of there!
2	<b>DIVIDE &amp; CONQUER</b>	"Keep or toss" decisions are made easier by separating your stuff into smaller groups of similar items.	Group all of your bikes and bike equipment together. This will help you see that you have 7 bike helmets and 2 bikes. We'll leave the math to you.
3	<b>FINAL DESTINATION</b>	What stays? What goes? What items are headed to the trash heap? Now is the time to decide.	That TV has needed fixing since the late 80s. Designate items like this as the clutter they are. Move them to the trash and get on with your life.
4	<b>KEEP THE BEST</b>	Let's face it, some clutter has sentimental value. Hang on to these memories.	Your child's first fishing pole certainly deserves a place of honor in the garage. Their first fish on the other hand...
5	<b>TOSS THE REST</b>	If you hate it, don't need it, don't want it, can't fix it or can't use it...why is it still in your garage?	Stop banishing wheel-less wheelbarrows, hideous rocking chairs and never-before-used waffle makers to the garage. Find a constructive way to get rid of these items, or toss them.


### AVOID DISASTER

Cleaning can be hazardous to your health! A few simple precautions should get you through the day safe and sound.




#### CHECK THE WEATHER

Nothing's worse than working in bad weather. Schedule your organization for a day with a positive forecast.




#### DRESS FOR SUCCESS

To protect yourself from sharp and rusty objects, proper clothing is a must. Wear shoes (not sandals), gloves, long sleeves and pants.



#### LIFT WITH YOUR LEGS

If you're going to be lifting heavy objects, use your legs. Your back will thank you.

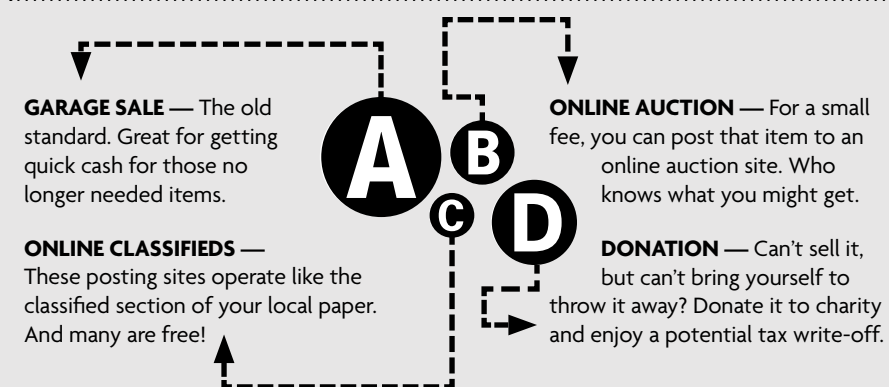


#### WATCH FOR FALLING OBJECTS

Cleaning off those perilously stacked shelves can be risky business. Take extra care in these hazardous situations.

### CLEARING CLUTTER

Four constructive ways to eliminate garage hodgepodge.



### MAKE IT FUN!

Cleaning the garage doesn't have to be a chore.

#### JAM OUT

Make a mix CD or a funky playlist and rock out with your mop out.

#### CLEAN TO WIN

Make it a game or friendly competition. This works great for motivating kids.

#### RACE YOURSELF

Set a timer for tasks and see if you can beat the buzzer. You'll win every time.

#### MAKE IT AN EVENT

Since the garage holds the entire family's stuff, use cleaning as an excuse to spend time together.



### HOW LONG WILL IT TAKE?

How much stuff you have and how fast you can make decisions are two big factors in how long it could take you to clean out your garage.

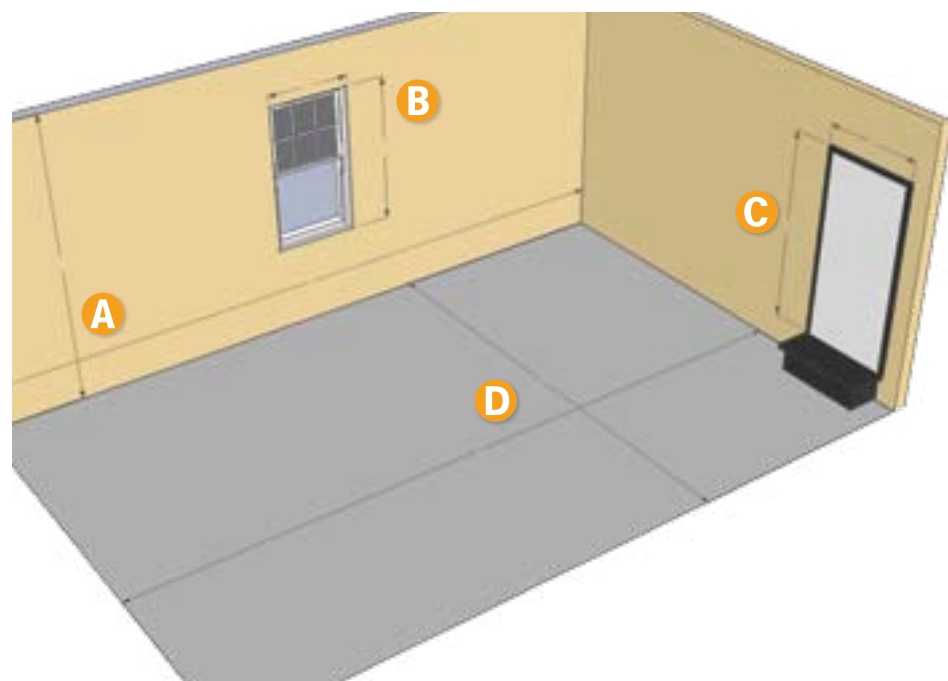
Since these factors vary from person to person and garage to garage, you are the only one who can figure this one out.

As a rule of thumb, always give yourself more time than you think you need. This way, you won't end up in a major time crunch.



## A LITTLE PLANNING...

Can go a long way and can help you avoid unnecessary headaches later. Plus, a little bit of foresight can save you time and money in the future.



### GET YOUR DIMENSIONS

Make sure to measure these things first:

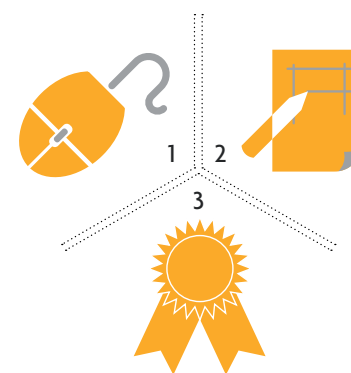
- A. Front, back and side walls
- B. Windows, outlets and switches
- C. Doors, including doorstep
- D. Floor space

Once you get these measurements, use the Gladiator Brand Blueprint Estimator at [GladiatorGW.com](http://GladiatorGW.com) to help you design a layout that works best for you.

The product pages found later in this guide feature the dimensions for all of our products. Compare these to your newly acquired garage measurements for easy planning.

### PLAN YOUR WAY

Remember those awesome garage spreads we showed you? Use them to develop a garage plan that's perfect for you. Then, use our planning resources to visualize your plan.



You don't have to stick to one way of planning. A combination of planning styles could work best for you.

#### 1. PLAN ONLINE

**BLUEPRINT ESTIMATOR** — The Gladiator Brand Blueprint Estimator allows you to plan your garage online. Simply enter your garage's dimensions and witness, first hand, the difference Gladiator® GarageWorks can provide. Check it out at [GladiatorGW.com](http://GladiatorGW.com)

#### 2. SKETCH IT OUT


Get out a piece of paper and sketch your ideal garage. Don't worry if you're not an artist, the sketch is just a place to start.

#### 3. ASK THE PROS

Want more help? Get some personal advice from your local garage dealer. These experts can help get you back on the fast track if you find yourself lost.


### WHAT'S YOUR STYLE?

Keep these preferences in mind when planning your new garage.



#### OUT AND ABOUT?

If you like to showcase your items while keeping them off the floor and easily accessible, consider a garage plan featuring an assortment of shelves and hooks.



#### FLEXIBLE, VISIBLE AND CONTAINED?

If you want your stuff visible, but safely secured and easy to move, you'll want to stock your garage full of flexible, easily adjustable baskets and bins.



#### HIDDEN AWAY?

If you prefer to hide your clutter behind the sleek look of cabinets, Gladiator brand provides a series of stylish cabinets and drawers that will create that desired look without sacrificing storage space.

There are many ways to store any item you own. Luckily, the Gladiator® system maximizes flexibility. Here's a list to help you explore the best way to store several common garage items.

X = Our recommendation O = Other options


ITEMS TO STORE	HOW TO STORE IT				
	Hook	Basket	Shelf	Drawer	Cabinet
Balls		X			O
Beach toys		X	O		O
Bicycles	X				
Brooms, Rakes	X				O
Camping equipment		O	X		O
Canoes, Kayaks	X				
Car seats	X		O		O
Cleaning products			O	O	X
Cords, Hoses, Rope	X	O		O	
Fishing rods	X				O
Hand tools	X			O	O
Holiday decorations		O	O		X
Ladders	X				
Lawn chairs	X				O
Lumber	O		X		
Paint cans			O	O	X
Pesticides		O	O	O	X
Plumbing supplies				X	O
Power tools	O			X	O
Skis, Snowboards	X				O
Weed trimmers	X				O
Wheelbarrows	X				

Using this table as a template, create your own to include any other items you have that need to be stored in the garage. This will help you determine which products you will need.




## CREATING A WALL ORGANIZATION SYSTEM

Using your walls for storage is a great way to get gear up off the floor and maximize space. It also provides you with flexible storage options that transform your garage into a space you can actually use.



**GearTrack® Channels**

**GearWall® Panels**



1

### CHOOSE A WALL SYSTEM

Gladiator® Wall Systems are patented "slat wall" style tracks made for hanging Gladiator® Hooks, GearBoxes, Shelves, Baskets, Bins and Accessories.

Choose between GearTrack® Channels, GearWall® Panels or combine them for a customized look.

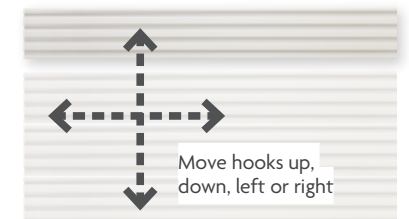


#### GEARTRACK® CHANNELS

Provide a simple solution to quickly organize your garage without needing to make a full-wall commitment.

#### GEARWALL® PANELS

Provide a full-coverage wall organization system that offers complete storage flexibility for those often-rearranged items.



2

### INSTALL THE TRACK

Gladiator® Wall Systems easily install on a variety of walls, including masonry, wood studs or drywall over wood studs.

Here's an example of how to install GearWall® Panels on drywall over studs.

#### 1. LOCATE AND MARK WALL STUDS

To support accessories and storage items, the panels must be securely fastened to wall studs.



#### 2. INSTALL THE BOTTOM PANEL

Start from the bottom of the wall and secure one side of the panel with appropriate screws. Set a level on the top of the panel and slide the panel up or down until level and then secure the other side.

#### 3. INSTALL THE REMAINING PANELS

Now, just slide the remaining panels left or right until they're properly aligned with the bottom. Stagger the panels for a more visually appealing look and install them with screws.

#### 4. CUT PANELS AS NEEDED

Easily customize panels to fit around garage windows and doors with a simple circular saw or miter saw.



FOR COMPLETE INSTALLATION INSTRUCTIONS, VISIT [GLADIATORGW.COM](http://GLADIATORGW.COM).

3

### ADD ACCESSORIES

Adding hooks, shelves, baskets, bins and GearBoxes to your GearTrack® or GearWall® system is a snap.

Installing hooks & accessories on Gladiator® Wall Systems is as easy as 1, 2, 3.

#### INSERT BRACKET INTO TOP CHANNEL



#### SECURE BOTTOM TAB



#### PUSH DOWN TO "LOCK" IN PLACE



COMPLETE FLEXIBILITY:  
ALL ACCESSORIES EASILY REPOSITION  
ALONG GLADIATOR® WALL SYSTEMS  
TO ADAPT TO YOUR CHANGING NEEDS.



## USING GEARBOX CABINETS TO ORGANIZE AND STORE YOUR GEAR

Cabinets are a great choice for people who want to clear items from the floor and keep them safely hidden behind stylish, lockable Tread Plate doors.

### CHOOSING THE RIGHT SIZE

Some people don't need a lot of storage space, others can't get enough. Fortunately, Gladiator® GearBoxes come in various sizes to meet any need.



### WHAT MAKES A GLADIATOR® GEARBOX THE PERFECT GARAGE CABINET?



#### SAFETY

Not being able to lock up gear can be a real hazard, especially if there are young children about. Most Gladiator® GearBoxes feature universal lock systems, keeping your family, and your gear, safe.

#### CONSTRUCTION

Gladiator® GearBoxes are designed to handle the harsh garage environment. Heavy-duty steel construction won't warp or crack in intense climates, and they're guaranteed to hold up over years of use.

### ON THE WALL OR ON THE FLOOR

Gladiator® GearBoxes are engineered for the wall, the floor or both. Which is right for you?

#### ON THE WALL

Wall GearBoxes hang on Gladiator® wall systems to help free up floor space, giving you room for other things in the garage. This is especially useful if your garage is prone to flooding.

#### ON THE FLOOR

Gladiator® Modular GearBoxes and larger Gladiator® GearBoxes are designed to rest on the floor. The Premier Series comes with standard rubber casters, and the RTA Series Modular GearBox has an optional Caster Kit available, making it easier than ever to rearrange your garage.

#### YOUR CHOICE

Many larger Gladiator® GearBoxes offer the flexibility to choose between resting them on the floor or hanging them on Gladiator® Wall Systems. Assess your needs and choose the option that best suits you. Wall Bracket Kits are included with some GearBoxes and sold separately for others.



### GEARBOX HOW-TO

#### ADJUST SHELIVING

Simply choose a position, insert the side tabs of the shelf above the built-in cabinet grooves and set the shelf into place.

#### LOCK CASTERS


Turn the lever located on the casters clockwise to lock them and counterclockwise to unlock them.

#### INSTALL BRACKET KIT

The Premier and RTA Bracket Kits connect with a few screws, making it easy to hang larger GearBoxes on our wall systems.

## CHOOSING THE RIGHT WORK SURFACE

For many, a good work surface is an essential part of the garage. Choosing the surface that suits you best guarantees you'll always have a solid foundation to build upon.



### WHAT WORK SURFACE DO YOU NEED?

With a variety of work surfaces to choose from, pick the ones that best fit your needs.

#### A. MODULAR MAPLE WORKBENCH

Ideal for the consummate handyman. Supports up to 1,000 lbs. to handle almost any project you may have planned for it.

#### B. VERSATOP™ WORK SURFACE

Solid MDF surface installs on two Gladiator® modular components, creating a Workbench wherever and whenever you need it. Great for smaller spaces in need of some versatility.

#### C. MODULAR MAPLE TOP

Fits on top of any Premier Modular GearBox or GearDrawer, creating a simple work top perfect for the occasional, small repair.

#### D. FOLD-AWAY WORKSTATION

Saves floor space by hanging on Gladiator® Wall Systems and folding away when not in use. Ideal for light repairs in a tight space. Great for potting plants, too!

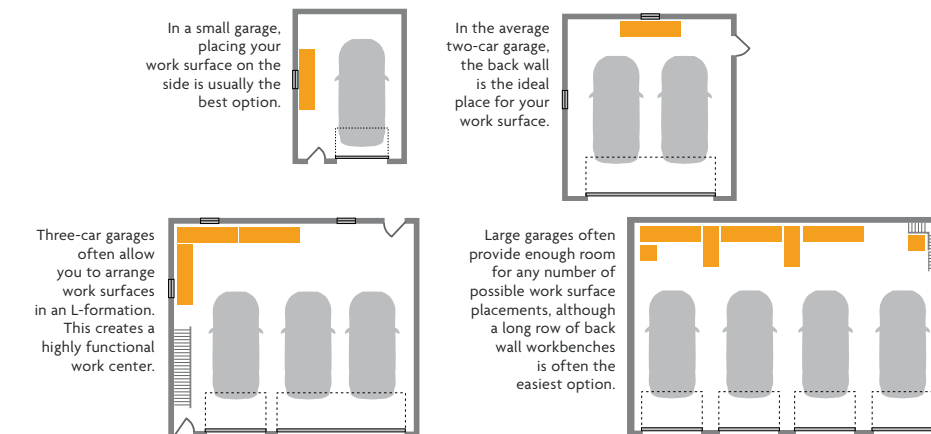
### CHOOSING THE BEST LOCATION FOR YOUR WORK SURFACE

The best location for your work area usually depends on the size of your garage.

Here are some pointers to help you set up a workstation that works best for you.

#### WHEN CHOOSING A SPOT FOR YOUR WORK SURFACE, BE SURE TO LOOK FOR:

1. Good lighting
2. Room to work
3. Access to electrical outlets



### TIPS FOR KEEPING A TIDY SURFACE

#### KEEP A TRASH CAN NEARBY

A garbage can or compactor will help keep debris from cluttering up your work area.

#### HANG TOOLS CLOSE TO YOUR BENCH

It's much easier to put a tool in its proper place when that proper place is right next to your work area.

#### HANG PLENTY OF BINS

Keeping screws, nails and other small items stored away in a group of bins will help keep your surface tidy.

#### DOCK A MODULAR GEARBOX

Dock a Modular GearBox or GearDrawer under your Workbench for easy access to frequently used items.



## PROTECTING YOUR FLOOR

A covered garage floor is easier to install than you might think and adds style and protection to an area of the garage that's often overlooked.



### ROLL FLOOR COVERING

- Roll floor covering has fewer seams, providing you with the greatest protection.
- Easy to install. Unrolls easily and sets into place without adhesives.
- Great for a complete, wall-to-wall finished look.



### TILE FLOOR COVERING

- Easy to install. Snaps in place quickly and stays without adhesives.
- Customizable. Design a floor that's all you with a variety of available colors.
- Go all out or tile only those places where you need it.

#### BEFORE YOU INSTALL, REMEMBER TO:

##### MEASURE

"Measure twice, floor once," that's our motto. Maybe not, but being as precise as possible will save you time, money and sanity.

##### CLEAN

Cleaning a floor that you're about to cover may seem silly, but it's necessary to keep dirt and debris from bothering you later.



#### ROLL FLOOR INSTALLATION

1. To avoid warping, take your floor covering outside and let it sit in the sun before installation.
2. Unroll the floor covering from side to side, moving out toward the door.
3. Remember to brush out air bubbles as you lay the floor covering.
4. At the opposite wall, leave extra covering, then cut for a precise fit.
5. Repeat steps 1-4, butting the remaining pieces together at the seams.



#### TILE FLOOR INSTALLATION

1. Place the tile from front to back in a 'T' shape. This will help determine if you'll need to cut tiles to fit.
2. If you need to cut tile, cut it so the tile will have to be placed around the whole perimeter. It's more work, but it looks much better.
3. After you have cut and placed the perimeter tiles, fill in the rest of your garage using the male and female interlocking loops.



### WHY COVER THE GARAGE FLOOR?

You may be wondering what the point is to improving the look of a floor that takes a beating on a regular basis.

Gladiator® floor coverings add style to your garage floor, but also protect it from the daily hazards of the garage environment.

Imagine a garage floor that doesn't chip when you drop a hammer, crack in cold weather or allow oil spills to set in and stain.

Now, imagine a floor that does all this, and looks incredible.



## USING APPLIANCES IN THE GARAGE

Other appliances aren't meant for the garage, Gladiator® appliances weren't meant for anyplace else.



### BENEFITS OF USING APPLIANCES DESIGNED SPECIFICALLY FOR THE GARAGE

- + Other appliances may sweat when the heat is on, but Gladiator® refrigerators and freezers keep their cool, even in the hottest garages.
- + Never be forced to work around appliances again. Heavy-duty locking rubber casters provide complete mobility.
- + The garage may be freezing, but your food never will. Unless, of course, it's inside a freezer.
- + The heavy-duty steel design won't crack, chip or fade—even in extreme garage conditions.

### MAXIMIZE YOUR GARAGE BY REDUCING YOUR GARBAGE

The garage is famous for accumulating trash and junk. That's just not our style. Owning a trash compactor makes it easy to decrease the size of that unwanted mess. Reduce the amount of trash bags needed and save time by making trips to the curb a less frequent affair. See Page 51



### UNCONVENTIONAL USES FOR GARAGE REFRIGERATORS OR FREEZERS

You don't need us to tell you that a refrigerator is a good place for food and drinks (at least we hope you don't). With that in mind, we have compiled a list of uses for a garage refrigerator or freezer that you might not have considered.



#### GARDENERS:

> Store bulbs and seeds in the garage refrigerator or freezer to help them keep their viability and stay ready for quick planting.

#### SOCCER MOMS (AND DADS):

> Keep cold packs in the freezer to combat swelling in case of a sprained ankle.  
> Fill spray bottles with water and keep them in the fridge for a refreshing spritz after working out or winning the game.

#### FOR FISHING:

> The garage refrigerator is the perfect place to keep any type of bait for your next fishing trip.

#### WHEN PAINTING:

> Instead of cleaning brushes you plan on using again the next day, store them in the freezer. The paint will thaw when you take them out and be ready to go!

#### HOBBYISTS:

> Storing your glues in the refrigerator will help them last longer and reduce dangerous glue fumes.



# CREATIVE PLACES FOR GLADIATOR® PRODUCTS

Gladiator® GarageWorks: It's not just for the garage anymore. (Okay, it still is, but here are some other neat ideas.)

Create a key organizer in minutes.  
Keep track of all those keys...and never be late to work again!

**ALL YOU NEED:**

- 1 - GearTrack® Channel cut in half
- 5 - J Hooks
- 2 - GearTrack® End Caps
- 1 - Box of Color Matched Screws



Key Organizer

Hang coats, hats and other items right by the door, keeping you organized and on your way.

**ALL YOU NEED:**

- 2 - GearWall® Panels
- 13 - J Hooks
- 9 - L Hooks
- 1 - Box of Color Matched Screws
- 1 - Small Item Bin



Entry Way

Quickly and easily create a personalized laundry caddy that's actually strong enough to hold everything you need it to.

**ALL YOU NEED:**

- 3 - GearWall® Panels cut in half
- 2 - L Hooks
- 2 - Wire Baskets
- 1 - Box of Color Matched Screws



Laundry Room

Easily turn the ultimate organization system for your garage into an ultimate entertainment system.

**ALL YOU NEED:**

- 1 - Fold-Away Workstation
- 4 - GearTrack® Channels
- 4 - 30" Shelves
- 4 - GearTrack® End Caps
- 1 - Box of Color Matched Screws



Game Room



A GREAT  
GARAGE  
STARTS  
WITH  
GREAT  
PRODUCTS







# Wall Systems

The secret to the Gladiator® system hangs on the strength of our innovative wall systems.

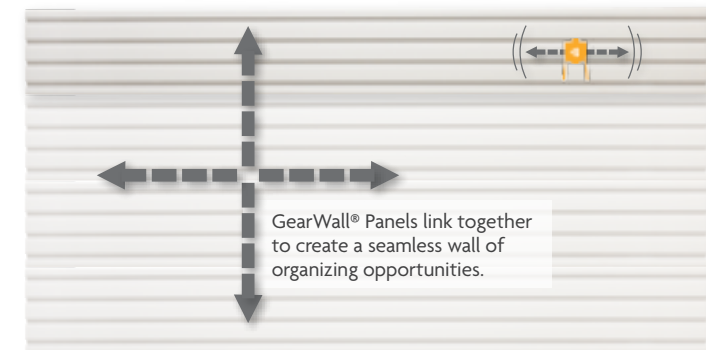
## GearWall® Panels

### FEATURES

- + Heavy-duty composite material
- + Patented Double Channel design holds gear securely in place until you're ready to move it
- + Wall components easily reposition left or right
- + Optional GearWall® Panel Trim offers a finished look
- + 10-Year Limited Warranty\*

### SPECIFICATIONS

- + 96" W x 12" H x 0.75" D
- + Weight Capacity: 75 lbs. per Linear Foot
- + Model # GAWP082PMY



GearWall® Panels link together to create a seamless wall of organizing opportunities.

Use optional Color Matched Screws and GearWall® Panel Trim to create a seamless look. See Page 37



## GearTrack® Channels

Mix and match GearTrack® Channels and GearWall® Panels for a custom look that fits your needs.

### FEATURES

- + Heavy-duty composite material
- + Patented Double Channel design holds gear securely in place until you're ready to move it
- + Wall components easily reposition left or right
- + Optional GearTrack® End Caps offer a finished look
- + 10-Year Limited Warranty\*

### SPECIFICATIONS

- + 48" W x 6" H x 0.75" D
- + Weight Capacity: 75 lbs. per Linear Foot
- + Model # GAWC042PPY



Versatile installation options: GearTrack® Channels easily secure to wood studs, masonry walls or drywall over wood studs.

Use optional GearTrack® End Caps to create a finished look. See Page 37

Hooks install with ease: **no drilling required!**



Hooks and accessories easily slide left or right along GearTrack® Channels, making reorganization simple.



\*Visit [GladiatorGW.com](http://GladiatorGW.com) for complete warranty details.



# Hooks

Get things up off the floor and onto the wall with a variety of innovative hooks.

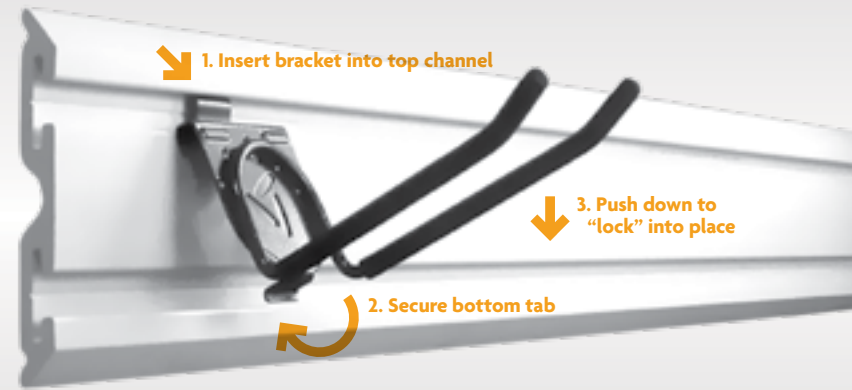


# Hooks & Accessories

From wheelbarrows to garden hoses, store even more on our extended line of unique hooks and accessories.



Installing and repositioning our hooks is a breeze, thanks to the flexibility of our track-style wall systems.




All Gladiator® Hooks & Accessories are compatible with both GearTrack® Channels and GearWall® Panels.




### Big Hook

- Great for weed trimmers and leaf blowers
- Rated weight capacity: 50 lbs.
- Model # GAWUXXBHRH



### Cradle Hook

- Great for hoses and electrical cords
- Rated weight capacity: 25 lbs.
- Model # GAWUXXCLRH




### Deep Hook

- Great for ladders, hoses and sawhorses
- Rated weight capacity: 30 lbs.
- Model # GAWUXXDHRH



### Horizontal Bike Hook

- Great for securing a bike horizontally on the wall
- Rated weight capacity: 30 lbs.
- Model # GAWUXXHBTG



### J & L Hooks / Loop Hook

- Great for storing small tools within easy reach
- Rated weight capacity: 10 lbs.
- Model # GAWAJL8PPH / GAWALP8PPH




### Scoop Hook

- Great for long-handled tools and lawn chairs
- Rated weight capacity: 25 lbs.
- Model # GAWUXXSCRH




### S Hook

- Great for brooms, rakes and snow shovels
- Rated weight capacity: 25 lbs.
- Model # GAWUXXSHRH



### Tool Hook

- Great for shovels, rakes and racquets
- Rated weight capacity: 25 lbs.
- Model # GAWUXXTHRH



### Twin Hook

- Great for rakes, shovels and long-handled tools
- Rated weight capacity: 25 lbs.
- Model # GAWUXXTWRH



### Utility Hook

- Great for sledgehammers and lawn chairs
- Rated weight capacity: 50 lbs.
- Model # GAWUXXUHRH




### Vertical Bike Hook

- Great for securing a bike to the wall
- Rated weight capacity: 30 lbs.
- Model # GAWUXXVBRH



### Wheelbarrow Hook


- Great for securing a wheelbarrow to the wall
- Rated weight capacity: 50 lbs.
- Model # GAWUXXWHRH



### Wide Hook

- Great for leaf rakes and difficult to hang items
- Rated weight capacity: 25 lbs.
- Model # GAWUXXWDRH

Whether you want a finished look or need more mobility, we have the perfect accessory.



- Premier Bracket Kit**
- Hangs a Tall GearLocker®/GearBox on all Gladiator® Wall Systems
  - Model # GABK30IPRS



- RTA Bracket Kit**
- Hangs an RTA Large GearBox on all Gladiator® Wall Systems
  - Model # GABK366PSS



- RTA Caster Kit**
- Adds mobility to the RTA Modular GearBox
  - Model # GACK04KDSX



### Color Matched Screws

- Custom color matching helps create a seamless look
- Model # GAAC0232RY



### GearTrack® End Caps

- Snaps onto GearTrack® Channel ends to create a finished look
- Model # GAACGE4PPM



### GearWall® Panel Trim

- Adds a finished look to your GearWall® Panels
- Model # GAWTI06PMY



### Powerstrip

- Provides nine outlets to either Modular Workbench
- Model # GAAC68PSPG



### Starter Kit

- Includes: 2 Tool Hooks, 1 Deep Hook, 1 Utility Hook and 1 Wire Basket
- Model # GAWA18SKRH



### Completer Kit

- Includes: 2 Tool Hooks, 2 Big Hooks, 2 Twin Hooks, 1 Deep Hook, 1 Utility Hook, 1 Mesh Basket, 1J & L Hooks (8 Pack), 1 Scoop Hook, 1 Wide Hook and 1 Small Item Bins (6 Pack)
- Model # GAWA24SKRH



# Shelves, Baskets & Bins

Create your ideal garage with a unique series of shelves, baskets and bins designed with you in mind.



# Wall GearBoxes

Get your gear up, up and away with the powerfully designed Premier Series of Wall GearBoxes.



With Gladiator® Shelves that easily reposition on GearTrack® Channels and GearWall® Panels, it's never been simpler to meet your changing storage needs.



**30" Shelf**

- Great for storing cleaners and automotive fluids
- Rated weight capacity: 50 lbs.
- Model # GAWA30SFRG



**48" Shelf**

- Great for grass seed, fertilizer and gardening tools
- Rated weight capacity: 50 lbs.
- Model # GAWA48SFRG



**Shoe Rack**

- Great for shoes, boots and in-line skates
- Rated weight capacity: 35 lbs.
- Model # GAWA30SRRH



**24" Wire Shelf**

- Great for keeping frequently used items up off the floor
- Rated weight capacity: 35 lbs.
- Model # GAWA24WSSH

No matter what kind of item you're storing, we've got a basket or bin to hold it.



**Small Item Bins**

- Great for organizing small items, such as nails and screws
- Rated weight capacity: 10 lbs.
- Model # GAWESB6PSM



**24" Mesh Basket**

- Great for sports balls, athletic equipment and other difficult to store items
- Rated weight capacity: 35 lbs.
- Model # GAWA24MBSH



**18" Wire Basket**

- Great for sports equipment, automotive supplies and other difficult to hang items
- Rated weight capacity: 35 lbs.
- Model # GAWA18BKS

Here's an example of innovation at work...



**Clean-Up Caddy**

- Great for holding paper towels and cleaning supplies
- Holds one large towel roll
- Rated weight capacity: 35 lbs.
- Model # GAWU12CCTG



**GearLoft™ Shelf**

- Great for storing items high on the wall, out of the way
- Available 2008

## 30" WallGearBox

PremierSeries

### FEATURES

- Heavy-duty welded steel construction
- Locking Tread Plate doors with magnetic latch
- Included Bracket Kit makes the Wall GearBox easy to hang and reposition on Gladiator® Wall Systems
- Lifetime Limited Warranty\*

### SPECIFICATIONS

- 30" W x 30" H x 12" D
- Weight Capacity: 200 lbs. per Cabinet 50 lbs. per Shelf
- Model # GAWG302DRG



## 24" WallGearBox

PremierSeries

### FEATURES

- Heavy-duty welded steel construction
- One adjustable shelf with three possible placements
- Included Bracket Kit makes the Wall GearBox easy to hang and reposition on Gladiator® Wall Systems
- Lifetime Limited Warranty\*

### SPECIFICATIONS

- 24" W x 24" H x 12" D
- Weight Capacity: 150 lbs. per Cabinet 50 lbs. per Shelf
- Model # GAWG241DRG



\*Visit [GladiatorGW.com](http://GladiatorGW.com) for complete warranty details.



# Wall GearBoxes

The Ready-To-Assemble Series of Wall GearBoxes assembles easily and gets your gear up in style.



# Tall GearBoxes

Store more with cabinets especially engineered for superior strength and versatility.



## 28" WallGearBox

Ready-To-Assemble Series

### FEATURES

- + Heavy-duty steel construction
- + One full-width adjustable shelf for flexibility and one open bottom shelf for easy access
- + Included Bracket Kit makes the Wall GearBox easy to hang and reposition on Gladiator® Wall Systems
- + Some assembly required
- + 10-Year Limited Warranty\*

### SPECIFICATIONS

- + 28" W x 28" H x 12" D
- + Weight Capacity: 150 lbs. per Cabinet 40 lbs. per Shelf
- + Model # GAWG28KDSG



Innovative power cord access slot keeps wires and cords out of the way.



**NOT ONLY DO OUR CABINETS KEEP ALL YOUR CLUTTER HIDDEN AND OUT OF SIGHT, BUT STANDARD UNIVERSAL LOCKS HELP KEEP YOUR GEAR SAFE, TOO!**

\*Visit [GladiatorGW.com](http://GladiatorGW.com) for complete warranty details.

## TallGearBox

Premier Series

### FEATURES

- + Heavy-duty welded steel construction
- + One fixed and two adjustable shelves
- + Hangs on Gladiator® Wall Systems with optional Premier Bracket Kit
- + Lifetime Limited Warranty\*

### SPECIFICATIONS

- + 30" W x 66" H x 18" D
- + Weight Capacity: 300 lbs. per Cabinet 50 lbs. per Shelf
- + Model # GATB302DRG



Locking Tread Plate doors with magnetic latch ensure security for every item stored.

Solid rubber casters provide excellent mobility and securely lock into place when you're ready to settle down.

## TallGearLocker

Premier Series

### FEATURES

- + Heavy-duty welded steel construction
- + Hangs on Gladiator® Wall Systems with optional Premier Bracket Kit
- + Locking Tread Plate doors with durable magnetic latch
- + Solid rubber casters provide excellent mobility
- + Lifetime Limited Warranty\*

### SPECIFICATIONS

- + 30" W x 66" H x 18" D
- + Weight Capacity: 300 lbs. per Cabinet 50 lbs. per Shelf
- + Model # GATL302DRG



Four adjustable shelves provide flexible storage options.

Tall locker space is great for storing tall items like golf clubs and rain jackets.

\*Visit [GladiatorGW.com](http://GladiatorGW.com) for complete warranty details.



# Large GearBoxes

Larger Gladiator® GearBoxes are built bigger, fun to customize and allow you to store more gear.



# Modular GearBoxes and GearDrawers

Look, under the bench. It's a cabinet. It's a workstation. It's a Gladiator® Modular GearBox or GearDrawer!



## Large GearBox

## Ready-To-Assemble Series

### FEATURES

- + Heavy-duty steel construction
- + Locking Tread Plate doors with magnetic latch
- + Hangs on Gladiator® Wall Systems with optional RTA Bracket Kit
- + Some assembly required
- + 10-Year Limited Warranty\*

### SPECIFICATIONS

- + 36" W x 72" H x 18" D
- + Weight Capacity: 225 lbs. per Cabinet 45 lbs. per Shelf
- + Model # GALG36KD5G



One fixed and two adjustable shelves provide flexibility.

Stands alone, or mounts on Gladiator® Wall Systems with an optional RTA Bracket Kit. See Page 37

## Modular GearBox


## Premier Series

### FEATURES

- + Heavy-duty welded steel construction
- + Full-extension adjustable shelf with cushioned liner
- + Locking Tread Plate doors with durable magnetic latch
- + 26.6" Wide x 24" Deep usable work surface
- + Lifetime Limited Warranty\*

### SPECIFICATIONS

- + 34.5" W x 28" H x 25" D
- + Weight Capacity: 1,400 lbs. per Cabinet 65 lbs. per Shelf
- + Model # GAGB272DRG



Optional work surface turns the Modular GearBox into a mobile workstation. See Page 47



Bucket top design keeps tools and other objects from falling off.

Pull out shelf for easy access.

Locking casters allow the Modular GearBox to move where you need it.

## Jumbo GearBox

## Premier Series

### FEATURES

- + Heavy-duty steel construction
- + Locking Tread Plate doors with magnetic latch
- + Three full-width adjustable shelves
- + Some assembly required
- + Lifetime Limited Warranty\*

### SPECIFICATIONS

- + 36" W x 72" H x 24" D
- + Weight Capacity: 300 lbs. per Cabinet 50 lbs. per Shelf
- + Model # GAJG36FDTG



Extra-deep cabinet space for those hard to store items.



Hangs on Gladiator® Wall Systems with included Bracket Kit.

Leveler legs adjust to compensate for uneven floors.

## Modular GearDrawer

## Premier Series

### FEATURES

- + Heavy-duty welded steel construction
- + 5 Full-extension adjustable drawers with cushioned liners
- + Locking Tread Plate doors with durable magnetic latch
- + 26.6" Wide x 24" Deep usable work surface
- + Lifetime Limited Warranty\*

### SPECIFICATIONS

- + 34.5" W x 28" H x 25" D
- + Weight Capacity: 1,400 lbs. per Cabinet 65 lbs. per Drawer
- + Model # GAGD275DRG



Optional work surface turns the Modular GearDrawer into a mobile workstation. See Page 47



Bucket top design keeps tools and other objects from falling off.

Various drawer sizes easily keep your smaller items organized.

Locking casters allow the Modular GearDrawer to move where you need it.

\*Visit GladiatorGW.com for complete warranty details.

\*Visit GladiatorGW.com for complete warranty details.



# Modular GearBoxes

Keep your gear stocked, docked and ready to rock inside Gladiator® Modular GearBoxes.



# Modular Workbenches

With solid maple tops, modular docking space and steel construction, our workbenches work better.



## 28" Modular GearBox

## Ready-To-Assemble Series

### FEATURES

- + Heavy-duty steel construction
- + Full-width adjustable shelf
- + Locking Tread Plate doors with large recessed handles
- + Ball-bearing slides for smooth operation
- + Some assembly required
- + 10-Year Limited Warranty\*

### SPECIFICATIONS

- + 28" W x 31" H x 18" D
- + Weight Capacity: 300 lbs. per Cabinet, 45 lbs. per Shelf, 30 lbs. per Drawer
- + Model # GAGB28KDSG



Optional 18" VersaTop™ Work Surface creates a garage workstation. See Page 46

Optional Gladiator™ Caster Kit creates a mobile work center. See Page 37

\*Visit [GladiatorGW.com](http://GladiatorGW.com) for complete warranty details.

## 8' Modular Workbench


## Premier Series

### FEATURES

- + Heavy-duty steel frame and tubular steel legs
- + 1.75" Thick, solid maple work surface
- + UV-cured surface resists common garage chemicals
- + 1-Year Limited Warranty on wooden top\*
- + Lifetime Limited Warranty on steel frame\*

### SPECIFICATIONS

- + 96" W x 38" H x 25" D
- + Weight Capacity: 1,000 lbs.
- + Model # GAWB08MTRG



Dock up to three Premier or RTA modular components underneath, creating a fully versatile workstation.



## 6' Modular Workbench


## Premier Series

### FEATURES

- + Heavy-duty steel frame and tubular steel legs
- + 1.75" Thick, solid maple work surface
- + UV-cured surface resists common garage chemicals
- + 1-Year Limited Warranty on wooden top\*
- + Lifetime Limited Warranty on steel frame\*

### SPECIFICATIONS

- + 72" W x 38" H x 25" D
- + Weight Capacity: 1,000 lbs.
- + Model # GAWB06MTRG



Dock up to two Premier or RTA modular components underneath, creating a fully versatile workstation.

\*Visit [GladiatorGW.com](http://GladiatorGW.com) for complete warranty details.



# Work Surfaces

VersaTop™ Work Surfaces transform mild-mannered Modular GearBoxes into super workstations.



# Work Surfaces

Strong, versatile work surfaces and workstations ensure you'll always have a strong foundation to build upon.



## 24" VersaTop™ Work Surface

for the PremierSeries

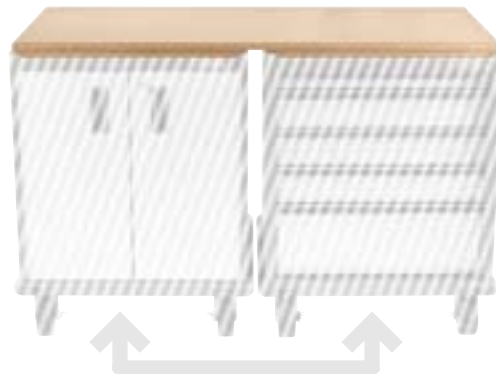
### FEATURES

- + 1.5" Thick, solid work surface for all garage projects
- + Sets into place on any two Premier Gladiator® modules
- + Clear coat sealed surface resists staining and moisture absorption
- + Easily wipes clean with a wet cloth
- + 1-Year Limited Warranty\*

### SPECIFICATIONS

- + 54.25" W x 1.5" H x 23.7" D
- + Weight Capacity: 600 lbs.
- + Model # GAVT24SPSX

↓ Durable MDF construction.



Create a mobile workstation by placing the 24" VersaTop™ Work Surface on any two Premier Series modular components.

## Modular Maple Top

for the PremierSeries


### FEATURES

- + 1" Thick, solid maple work surface
- + Clear coat sealed surface resists staining and moisture absorption
- + Easily wipes clean with a wet cloth
- + 1-Year Limited Warranty\*

### SPECIFICATIONS

- + 26.375" W x 1" H x 23.625" D
- + Weight Capacity: 600 lbs.
- + Model # GAAC27MTRX

↓ Heavy-duty solid maple top.



Makes your Modular GearBox or GearDrawer ideal for potting and small garage projects.

## 18" VersaTop™ Work Surface

for the Ready-To-AssembleSeries


### FEATURES

- + 1.42" Thick, solid work surface for all garage projects
- + Sets into place on any two Ready-To-Assemble Gladiator® modules
- + Clear coat sealed surface resists staining and moisture absorption
- + Easily wipes clean with a wet cloth
- + 1-Year Limited Warranty\*

### SPECIFICATIONS

- + 56.4" W x 1.42" H x 17.7" D
- + Weight Capacity: 600 lbs.
- + Model # GAVT18SPSX

↓ Durable MDF construction.



Create a mobile workstation by placing the 18" VersaTop™ Work Surface on any two Ready-To-Assemble Series modular components.

## Fold-Away Workstation

Ready-To-AssembleSeries

### FEATURES

- + 1.5" Thick, heavy-duty stainless steel, fold-away work surface
- + Great for small repair jobs, gardening tasks or a garage-based office
- + Access slot accommodates power cords for various uses
- + Some assembly required
- + 10-Year Limited Warranty\*

### SPECIFICATIONS

- + 42" W x 30.5" H x 10" D
- + Weight Capacity: 200 lbs. for the Workstation 50 lbs. per Shelf
- + Model # GAFS42KDGS

Functions as a secure cabinet...



Space-saving work surface folds away when not in use.



...and a sturdy work surface.



\*Visit [GladiatorGW.com](http://GladiatorGW.com) for complete warranty details.

\*Visit [GladiatorGW.com](http://GladiatorGW.com) for complete warranty details.



# Floor Coverings

Gladiator® floor coverings quickly cover cracks and stains while stylishly finishing off your garage.



# Appliances

Tough designs and innovative, garage-specific features mean Gladiator® appliances can weather any weather.




## Tile Floor Covering

### FEATURES

- + Deep durable tiles support vehicles and other heavy equipment
- + Snap together easily and quickly with no adhesives
- + Slip-resistant Tread Plate pattern
- + 10-Year Limited Warranty\*


### SPECIFICATIONS

- + 12" W x 0.5" H x 12" D
- + Weight Capacity: 250 lbs. per Square Inch
- + Model #  
Charcoal: GAFT04TTPC, GAFT48TTPC  
Silver: GAFT04TTPS, GAFT48TTPS  
Red: GAFT48TTTR  
Drain Tile: GAFT04DTPC, GAFT04DTPS  
Edge Trim: GAFA06MEPB, GAFA06FEPB



UL Classified for fire resistance and slip resistance.

Drain tiles make sure water and garage liquids have an easy out. Silver and Charcoal drain tiles available in 4 packs.



Charcoal and Silver tiles available in 4 and 48 packs.

Red tiles available in 48 packs.

Black, White and Blue tiles available in 24 packs (Coming Soon).



Installs in a snap.



Cleans easily with the spray of a hose.



Optional Trim creates a finished look.

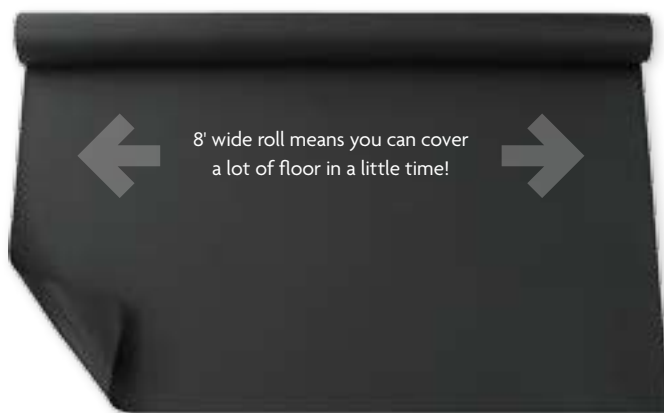
## Roll Floor Covering

### FEATURES

- + Easily installs and stays in place without adhesives
- + Quickly hides unsightly cracks, stains and chipped or peeling paint
- + Slip-resistant Tread Plate pattern
- + 10-Year Limited Warranty\*

### SPECIFICATIONS

- + 8' x 24', 8' x 30' and 8' x 36' sizes
- + Weight Capacity: 300 lbs. per Square Inch
- + Model # GAFC0824PN, GAFC0830PN, GAFC0836PN



UL Classified for fire resistance and slip resistance.

8' wide roll means you can cover a lot of floor in a little time!



Easy to install, just lay it and leave it.



Wipes clean in a flash.



Strong enough to easily support all sizes of garage vehicles.

## Chillerator® Garage Refrigerator

### FEATURES

- + Traditional combination of refrigerator and freezer space
- + ENERGY STAR® qualified
- + Signature Tread Plate design
- + Keeps internal temperatures consistent, even in extreme heat/cold
- + 1-Year Limited Warranty\*

### SPECIFICATIONS

- + 29.5" W x 73.125" H x 31.5" D
- + 14 cu. ft. refrigerator on bottom
- + 5 cu. ft. freezer on top
- + Model # GARF19XXPK



Frost free defrost results in energy savings and less freezer burn.



Double Pass Heat Loop reduces condensation buildup.



Built-in heater ensures that refrigerated items remain chilled, not frozen, even in harsh garage environments.

Solid rubber casters make rearranging smooth and simple.



Reversible door swing can be changed to fit your style.



\*Visit [GladiatorGW.com](http://GladiatorGW.com) for complete warranty details.





# Appliances

Gladiator® appliances are the only garage appliances designed and built by Whirlpool Corporation.



# Appliances

Gladiator® appliances coordinate with the rest of your Gladiator® products to create an attractive, uniform look.



## Freezerator® Convertible Refrigerator / Freezer

### FEATURES

- + Unique upper compartment can be changed from a refrigerator to a freezer
- + Signature Tread Plate design
- + Keeps internal temperatures consistent, even in extreme heat/cold
- + Casters for easy mobility
- + 1-Year Limited Warranty\*

### SPECIFICATIONS

- + 32.5" W x 73.125" H x 31.5" D
- + 15 cu. ft. freezer compartment on bottom
- + 6 cu. ft. convertible refrigerator/freezer compartment on top
- + Model # GAFZ21XXRK



Choose your chill factor with an upper compartment that changes from a refrigerator to a freezer at your convenience.



Large lower compartment keeps food frozen, even in sweltering summer heat.



Double Pass Heat Loop reduces condensation buildup. Built-in heater ensures that refrigerated items remain chilled, not frozen, even in harsh garage environments.

Door-mounted beverage rack holds 24 12-oz. cans or 20-oz. bottles.



With a turn of the dial, the refrigerator becomes a freezer.

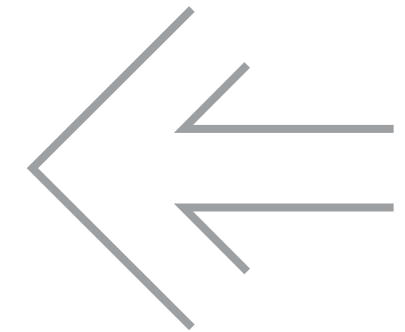


Extra-wide, extra-deep baskets store more items.



\*Visit [GladiatorGW.com](http://GladiatorGW.com) for complete warranty details.

DID YOU KNOW THAT  
GLADIATOR® GARAGeworks IS  
THE ONLY GARAGE BRAND TO  
OFFER APPLIANCES DESIGNED  
SPECIFICALLY FOR THE GARAGE?



## Modular Garage Trash Compactor

### FEATURES

- + Easily handles heavy-duty compacting
- + Automatic Anti-Jam
- + Signature Tread Plate design
- + Casters for easy mobility
- + 1-Year Limited Warranty\*

### SPECIFICATIONS

- + 15" W x 36.75" H x 24.5" D
- + 1.4 cu. ft. capacity
- + 1/3 Horsepower motor
- + 4 to 1 compaction ratio
- + Model # GACPI5XXMG



\*Visit [GladiatorGW.com](http://GladiatorGW.com) for complete warranty details.



Heavy-duty trash compactor is strong enough to crush cans and other tough garage waste.



Automatic Anti-Jam safety feature won't allow this compactor to jam up under a heavy work load.





**SO YOU'VE PICKED OUT EVERYTHING YOU NEED TO TRANSFORM YOUR GARAGE INTO THE SPACE YOU'VE ALWAYS DREAMED OF... NOW, HERE ARE SOME EASY WAYS TO BRING GLADIATOR® GARAGEWORKS HOME:**



**Online**

Visit [GladiatorGW.com](http://GladiatorGW.com) and see just how easy it can be to shop for everything you need right from home. With an easy to use interface, [GladiatorGW.com](http://GladiatorGW.com) will have you on your way in no time.



**Retail**

With a number of major retailers carrying our product, transforming your garage with Gladiator® GarageWorks is easier than ever. For a list of all Gladiator Brand retailers in your area, visit [GladiatorGW.com](http://GladiatorGW.com).



**Garage Dealers**

If you're looking for superior professional advice, planning and installation, ask your local contractor about Gladiator® products. These guys are serious!

**STILL NEED HELP PUTTING TOGETHER THE PIECES?**

Our dedicated customer loyalty team is available from 8 a.m. to 6 p.m. ET Monday through Friday to answer questions about Gladiator® products and features, provide garage planning advice and facilitate warranty repair issues.

**CONTACT US AT: 1-866-342-4089**

**[www.GladiatorGW.com](http://www.GladiatorGW.com)**







[www.GladiatorGW.com](http://www.GladiatorGW.com)