

Detecting LTE-U Duty Cycling Misbehavior for Fair Sharing with Wi-Fi in Shared Bands

Xuhang Ying
Electrical Engineering
University of Washington
Seattle, WA 98195
Email: xhying@uw.edu

Radha Poovendran
Electrical Engineering
University of Washington
Seattle, WA 98195
Email: rp3@uw.edu

Sumit Roy
Electrical Engineering
University of Washington
Seattle, WA 98195
Email: sroy@uw.edu

Abstract—Coexistence of Wi-Fi and LTE Unlicensed (LTE-U) in shared or unlicensed bands has drawn growing attention from both academia and industry. An important consideration is fairness between Wi-Fi and duty cycled LTE-U, which is often defined in terms of channel access time, as adopted by the LTE-U Forum. Despite many studies on duty cycle adaptation design for fair sharing, one crucial fact has often been neglected: LTE-U systems unilaterally control LTE-U duty cycles; hence, as self-interested users, they have incentives to misbehave, e.g., transmitting with a larger duty cycle that exceeds a given limit, so as to gain a greater share in channel access time and throughput. In this paper, we propose a scheme that allows the spectrum manager managing the shared bands to estimate the duty cycle of a target LTE-U cell based on PHY layer observations from a nearby Wi-Fi AP, without interrupting normal Wi-Fi operations. We further propose a thresholding scheme to detect duty cycling misbehavior (i.e., determining if the duty cycle exceeds the assigned limit), and analyze its performance in terms of detection and false alarm probabilities. The proposed schemes are implemented in *ns3* and evaluated with extensive simulations. Our results show that the proposed scheme provides an estimate within $\pm 1\%$ of the true duty cycle, and detects misbehavior with a duty cycle 2.8% higher than the limit with a detection probability of at least 95%, while keeping the false alarm probability less than or equal to 1%.

I. INTRODUCTION

The exponential growth of data services, such as mobile multimedia and Internet applications on portable devices like smartphones and tablets, has translated into a proportionate surge in demand for additional wireless network capacity. One solution that has received great attention from both academia and industry is to deploy existing technologies (e.g., small cells) in *shared or unlicensed bands* to enable more efficient spectrum utilization and provide greater broadband capacity. To date, the FCC has opened up several bands for broadband access, including TV white spaces (TVWS) [1], the 2.4GHz and 5GHz unlicensed bands for proposed unlicensed LTE operations [2], and the Citizens Broadband Radio Service (CBRS) bands in 3.5GHz [3].

In the current paradigm of shared spectrum, there typically exists a spectrum manager (e.g., geo-location database in TVWS or spectrum access server in CRBS bands) that manages shared bands. Unlicensed devices and networks operating in shared bands usually have equal spectrum access priorities, and are expected to *coexist* in the same frequency, time and space. It is widely believed that Wi-Fi and LTE are among the most dominant technologies that will be deployed in shared bands in the next few years, which have different channel access mechanisms. With CSMA/CA¹, each Wi-Fi device senses the medium, and allows others to finish transmission before attempting its own transmission, while LTE transmits continuously without sensing, as it traditionally operates exclusively in bands owned by operators. As a result, LTE would block Wi-Fi transmissions during coexistence, resulting in degraded Wi-Fi performance [4].

In order to achieve time-division-multiplexing (TDM) based coexistence with Wi-Fi, two types of LTE have been proposed for unlicensed operations: LAA and LTE-U. The former employs listen-before-talk (LBT) mechanisms, while the latter is duty-cycle based and proposed for supplementary downlink. LTE-U exploits existing LTE functionality (e.g., almost blank subframes [5]) to create alternating ON/OFF periods so as to accommodate Wi-Fi transmissions. In this paper, we are interested in LTE-U that is intended for earlier commercialization in markets where regulations do not require LBT, such as China, Korea, India and the USA.

Wi-Fi/LTE-U coexistence has drawn growing attention from different aspects [5]–[7], and one important consideration is *fairness*. Since both are TDM based, one natural criterion is fair sharing in channel access time, i.e., fraction of LTE-U ON duration in each cycle (aka. duty cycle, a quantity between 0 and 1) should not be more than a limit. For example, when coexisting with a Wi-Fi network, the LTE-U AP² should not transmit for

This work was supported in part by NSF CNS 1617153 and NSF CPS award CNS 1446866.

¹Carrier-Sense Multiple Access with Collision Avoidance

²Throughout the paper, LTE-U eNB (Evolved Node B) is referred to as access point (AP) for the purpose of convenience.

more than 50% of the time. In fact, this criterion has already been adopted by the LTE-U Forum as part of the coexistence specifications [8].

Although many researchers have studied LTE-U duty cycle adaptation design for fair sharing (e.g. [9]–[11]), a crucial fact has often been neglected: Wi-Fi nodes, as benign users, can only access the channel during LTE-U OFF time, while ON/OFF time is under unilateral control of LTE-U APs. Therefore, LTE-U APs, as self-interested users, will have incentives to *misbehave*, that is, transmitting with a larger duty cycle that exceeds the limit, so as to gain a greater share in channel access time and throughput. This is a realistic concern (from Wi-Fi operators and users), especially when LTE-U operators are not likely to disclose details of their proprietary duty cycle adaptation algorithms. Such concern persists, unless a proper fairness monitoring scheme that consists of duty cycle estimation and misbehavior detection is in place, and this need has also been acknowledged in [12].

In this work, we propose monitoring of Wi-Fi/LTE-U channel access time fairness as part of the spectrum manager’s functionality and responsibility. Specifically, the spectrum manager assigns a reasonable duty cycle limit to a LTE-U AP, and estimates its duty cycle to see if it exceeds the assigned limit. To the best of our knowledge, this is the first paper that discusses fairness monitoring for Wi-Fi/LTE-U coexistence in shared bands.

For the above purpose, the spectrum manager may deploy a LTE-compatible device close to the target LTE-U AP to measure LTE-U ON time and estimate its duty cycle. But deploying such device for each LTE-U AP can be costly. Alternatively, an energy detector may be deployed to measure the total ON duration, and subtract the portion due to Wi-Fi activities (e.g., by detecting Wi-Fi preambles). In fact, such energy detector is already available at each Wi-Fi device, which is able to measure ON duration with $1\mu\text{s}$ granularity. It means that the spectrum manager can collect PHY layer observations from a Wi-Fi AP close to the target LTE-U AP, and estimate its duty cycle to detect possible misbehavior.

Our primary contributions are as follows:

- We consider coexistence between a LTE-U cell and a Wi-Fi network, and propose a scheme that allows the spectrum manager to estimate the LTE-U duty cycle in a cycle period based on observed busy periods from a local Wi-Fi AP without interrupting normal operations of the Wi-Fi network.
- We propose a thresholding scheme for misbehavior detection. We analyze its detection performance in terms of detection probability P_d and false alarm probability P_{fa} . Our analysis shows that smaller Wi-Fi packets and a larger LTE-U cycle period would improve P_d and reduce P_{fa} .
- We implement the proposed schemes in *ns3* and evaluate their performance with extensive experi-

ments. Our results show that for a typical LTE-U cycle period of 160ms with a 2ms idle gap every 20ms ON duration [9], the estimation error is within $\pm 1\%$ of the true duty cycle. Besides, the proposed scheme detects misbehavior with a duty cycle that is 2.8% larger than the limit with P_d at least 95% and P_{fa} less than or equal to 1%.

The rest of this paper is organized as follows. In Section II, a brief review of related work is provided. In Sections III and IV, we describe our system model, and present fairness monitoring schemes, respectively. We evaluate the proposed schemes in Section V, and conclude this study in Section VI.

II. RELATED WORK

Wi-Fi and LTE-U coexistence is being actively studied in the recent years. In [5], Almeida *et al.* implemented LTE-U duty cycles by modifying the almost blank subframe functionality. Such duty cycle can be static as in [13], or adaptive as in Carrier Sensing Adaptive Transmission (CSAT), which was proposed by Qualcomm [9]. It allows a LTE-U AP to sense and measure medium utilization during OFF time, and adjust duty cycles accordingly. In [14], Cano *et al.* proposed a duty-cycle mechanism to achieve proportional fairness among LTE-U and WiFi, by selecting an appropriate probability to access the channel and transmission duration. Other techniques include Q-learning [10] and the multi-armed bandit approach [11], which dynamically adjust duty cycles based on channel usage.

In reality, duty cycle adaptation schemes are most likely to be proprietary, and their details would not be revealed by LTE-U operators. Thus, without a proper duty cycle estimation and misbehavior detection scheme, fair sharing between Wi-Fi and LTE-U can only be at the mercy of LTE-U operators. In this paper, we propose a scheme that allows the spectrum manager to estimate LTE-U duty cycle, and detects possible misbehavior.

III. SYSTEM MODEL

In this section, we provide brief background on Wi-Fi, and describe the duty cycled LTE-U model. Then we formally define channel access time fairness, and present our fairness monitoring architecture.

A. Wi-Fi Basics

The Wi-Fi standard [15] employs CSMA/CA that implements the Distributed Coordination Function (DCF) – a distributed slotted medium access scheme with an exponential back-off. In DCF, each node attempting to transmit must ensure the medium has been idle for a DIFS (DCF Interframe Spacing) period (i.e., $34\mu\text{s}$). Then it selects a back-off (BO) counter uniformly at random from $[0, CW - 1]$, where CW is the contention window with an initial value of CW_{\min} . Each failed transmission doubles CW , up to CW_{\max} , and each

successful transmission resets CW to CW_{\min} . After a DIFS idle period, the counter is reduced by one every BO slot (i.e., $9\mu\text{s}$), if no other transmissions are detected during the countdown. Otherwise, the counter is frozen until the medium is once again idle for a DIFS period.

Each Wi-Fi node performs Clear Channel Assessment (CCA) to determine if medium is idle or busy. It has two functions:

- *Carrier sense (CS)*: The ability to detect the preamble of a valid Wi-Fi transmission at a signal level equal to or greater than $-82\text{dBm}/20\text{MHz}$.
- *Energy detection (ED)*: The ability to detect the energy of non-Wi-Fi transmissions (or Wi-Fi transmissions with missed preamble) at a signal level equal to or greater than $-62\text{dBm}/20\text{MHz}$.

A typical CSMA/CA access cycle is shown in Fig. 1. When a packet is successfully received, the intended receiver will transmit an acknowledgement (ACK) after a SIFS (Short Interframe Space) period (i.e., $16\mu\text{s}$).

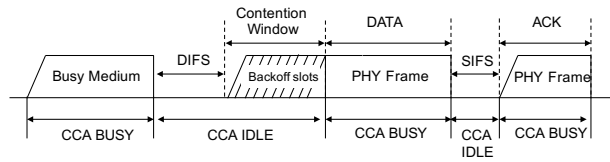


Fig. 1. Typical CSMA/CA access cycle.

B. Duty Cycled LTE-U

Fig. 2 illustrates the duty cycling behavior of a LTE-U AP as in CSAT [9]. It operates in the shared channel with a period of T (ms), ranging from 10s to 100s of ms (typical values are 80ms and 160ms, or as large as 640ms [9]). In each cycle, it transmits (i.e., ON) for a fraction of time $\alpha \in (0, 1)$, i.e., *duty cycle*, and stays OFF in the remaining time. To protect Wi-Fi flush delay-sensitive data, frequent idle gaps (of few msec) are introduced in ON duration [9] such that the maximum *continuous* ON duration is no greater than a limit (e.g., 20ms) [8]. We assume that the minimum continuous ON time is larger than the maximum transmission time of Wi-Fi packets.

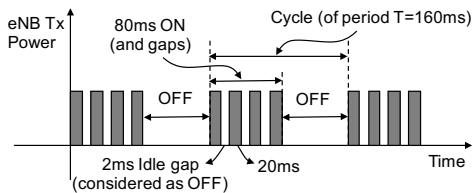


Fig. 2. Example of duty cycled LTE-U with a cycle of 160ms and a duty cycle of 0.5 (i.e., 80/80ms ON/OFF). Idle gaps are introduced every 20ms ON duration.

C. Fairness in Channel Access Time

In this work, we are interested in fair sharing of channel access time between one LTE-U cell³ and one Wi-Fi network that share one 20MHz channel. We assume that Wi-Fi nodes are interfered by the LTE-U AP (i.e., received LTE-U interference at each Wi-Fi node exceeds the CCA-ED threshold), and they are within each other's CS range. It is important to note that multiple Wi-Fi networks that are overlapping or in close range can be considered as a single larger network if we assume that no hidden nodes exist⁴. In this case, Wi-Fi nodes will sense LTE-U interference and deter their transmissions until LTE-U ON time is over; during OFF time, they will contend for the next transmission opportunity.

Given a cycle of period T , define ON_i as the i -th *continuous* ON duration, where $1 \leq i \leq n$. According to the coexistence specifications proposed by the LTE-U Forum [8], it is required that the duty cycle be less than or equal to a limit α_{\max} , i.e.,

$$\alpha = \frac{1}{T} \sum_{i=1}^n ON_i \leq \alpha_{\max} \in (0, 1). \quad (1)$$

For instance, if a LTE-U cell is coexisting with a Wi-Fi network, α_{\max} may be set to 50%; with two Wi-Fi networks, α_{\max} may be set to 33% instead.

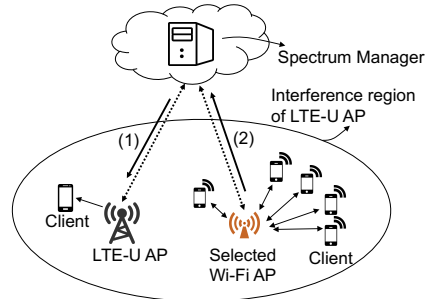


Fig. 3. Co-channel deployment of a LTE-U cell and a Wi-Fi network. (1) The spectrum manager determines a reasonable duty cycle limit for the LTE-U AP. (2) Then it gathers PHY layer observations from a nearby Wi-Fi AP, so as to estimate the duty cycle of the LTE-U AP and detect any misbehavior.

D. Fairness Monitoring

In shared bands (e.g., TVWS and CBRS bands), there exists a spectrum manager that manages infrastructure-based LTE-U and Wi-Fi networks (Fig. 3). Every AP is required to first register with the spectrum manager and obtain permission to operate. Moreover, they need to follow any instructions (like power/channel assignments)

³When multiple LTE-U cells are present, they may coordinate and transmit in different portions of the same cycle. For instance, with two LTE-U cells A and B , A only transmits in the first half of the cycle, while B only transmits in the second half. If so, LTE-U cells can be monitored separately.

⁴The impact of hidden Wi-Fi nodes is deterred for future work.

from the spectrum manager. Therefore, it is natural to propose fairness monitoring as part of the spectrum manager’s extended functionality and responsibility.

The fairness monitoring procedure is as follows. First, the spectrum manager assigns a reasonable duty cycle limit to a LTE-U AP based on the current channel usage, which would serve as input to the duty cycle adaptation algorithm. Then the spectrum manager collects information from a local Wi-Fi AP for duty cycle estimation without interrupting its normal network operations. If it is decided that the LTE-U AP is misbehaving (i.e., violating the rule in Eq. (1)), it will be punished accordingly (e.g., temporary suspension)⁵.

We assume that the selected Wi-Fi AP can be configured to always physically senses the medium (regardless of RTS/CTS messages sent by other nodes), and try to receive every Wi-Fi packet during the monitoring process. We also assume that it reports requested information honestly; robust duty cycle estimation against possible misreporting is left as future work. The start time and period of LTE-U cycles are honestly reported by LTE-U APs to the spectrum manager, since they have no incentives to misreport. But the actual duty cycle in each cycle is not reported due to signaling overhead, or can be easily misreported to avoid punishment.

IV. DUTY CYCLE ESTIMATION AND MISBEHAVIOR DETECTION

In this section, we discuss the information collected by the selected Wi-Fi AP, and present our duty cycle estimation and misbehavior detection schemes.

A. PHY Layer Observations

We first discuss what a Wi-Fi AP (as the observer node) that is interfered by the target LTE-U AP would observe at the PHY layer. As shown in Fig. 1, normal Wi-Fi operations are characterized by frequent idle periods (e.g., SIFS, DIFS and BO periods), which can only be seen during LTE-U OFF time. On the other hand, ON time will cause the observer node to detect busy medium for duration longer than any normal Wi-Fi packets. By physically sensing the medium, the observer node can easily observe idle/busy periods, which will be useful for duty cycle estimation.

Now let us take a closer look at the PHY layer state machine of the observer node. For duty cycle estimation, we are mainly interested in four PHY states: IDLE, CCA_BUSY, TX_BUSY and RX_BUSY, as shown in Fig. 4. Transitions between the four states are triggered by medium busy/idle events as well as Tx/Rx events, and indicated by primitives that are already available at the MAC layer as per the Wi-Fi standard.

Consider an observer node in IDLE. When it starts transmission, the `PHY_TXSTART.confirm` primitive

⁵Designing an appropriate punishment scheme is out of the scope of this paper and left as future work.

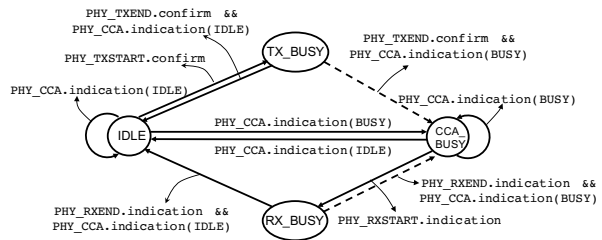


Fig. 4. Wi-Fi PHY layer state machine. Transitions in dashed arrows are mainly caused by LTE-U transmissions.

is issued, and it enters TX_BUSY; the end of transmission is indicated by `PHY_TXEND.confirm`. If other node transmits, the medium will become busy, and the `PHY_CCA.indication(BUSY)` primitive will be issued. The observer node will go to CCA_BUSY, looking for valid Wi-Fi preambles. If a valid Wi-Fi preamble and header are received, `PHY_RXSTART.indication` is issued, and the observer node goes to RX_BUSY. It stays there till the end of predicted duration (indicated by `PHY_RXEND.indication`). If the preamble or header is missed, it stays in CCA_BUSY for a period equal to the Wi-Fi packet transmission duration. Under normal conditions, the observer node is expected to return to IDLE after transmission or reception of a Wi-Fi packet. Note that it is possible that two Wi-Fi packets collide, and the node (i.e., the observer node) transmitting a shorter packet detects busy medium (CCA_BUSY) immediately after transmission (TX_BUSY). But this rare case can be ignored safely.

Since a LTE-U AP may transmit anytime without notifying Wi-Fi nodes, the PHY layer state machine is impacted in the following way. If ON time starts when the medium is idle, the observer node will immediately transit from IDLE to CCA_BUSY, and stay there till the end of ON time, since no Wi-Fi preamble or header will be received. If ON time starts during TX_BUSY or RX_BUSY, the observer node operates as usual, since it cannot immediately detect the presence of LTE signals. But it enters CCA_BUSY instead of IDLE after Tx/Rx is over, since ON time is longer than a Wi-Fi packet.

As we can see, the observer node can indeed observe idle (\mathcal{I}) and busy (\mathcal{B}) periods that appear alternately very easily, as well as Tx/Rx duration, by keeping track of related primitives available at the MAC layer. Although the time spent in the three busy states (i.e., CCA_BUSY, TX_BUSY and RX_BUSY) is counted towards busy periods, a busy period will be labeled differently with \mathcal{B}_{tx} or \mathcal{B}_{rx} , if TX_BUSY or RX_BUSY is visited.

In practice, when a Wi-Fi AP receives a monitoring request from the spectrum manager, it starts recording observed busy periods for the requested time window chronologically. Let the i -th observed busy period be $(t_i, label_i, d_i, d'_i)$, where t_i is the start time, $label_i \in \{\mathcal{B}, \mathcal{B}_{tx}, \mathcal{B}_{rx}\}$ is the label, d_i is the duration of that

busy period, and d'_i is the time spent in TX_BUSY or RX_BUSY, if $label_i = \mathcal{B}_{tx}$ or \mathcal{B}_{rx} (otherwise 0). Note that in each busy period, either TX_BUSY or RX_BUSY may be visited at most once, since it is not possible for a Wi-Fi node to transit directly from TX_BUSY to RX_BUSY (or vice versa) without visiting IDLE. Finally, this Wi-Fi AP reports observed busy periods to the spectrum manager for duty cycle estimation.

B. Duty Cycle Estimation

Since the spectrum manager knows the start time and period of LTE-U cycles, it can focus on duty cycle estimation for each individual cycle of period T . Although a busy period may be caused by either Wi-Fi or LTE-U transmissions, an *abnormal* busy period with duration that is much longer than a Wi-Fi packet must contain a continuous LTE-U ON period. In fact, it may also contain a portion of a Wi-Fi packet (Fig. 5), due to LTE-U/Wi-Fi collision.

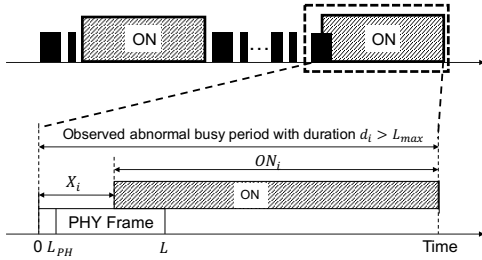


Fig. 5. In addition to a continuous LTE-U ON period, an abnormal busy period may contain a portion of a Wi-Fi packet due to collision.

Denote the set of abnormal busy periods in a cycle as $S' = \{(t_i, label_i, d_i, d'_i) : label_i \in \{\mathcal{B}, \mathcal{B}_{tx}, \mathcal{B}_{rx}\}, d_i > L_{max}\}$, where $|S'| = m$ and L_{max} is the maximum transmission duration of Wi-Fi packets. For convenience, elements in S' are relabeled from 1 to m . As mentioned earlier, LTE-U ON time may or may not overlap with an ongoing Wi-Fi transmission (Fig. 5). If the LTE-U AP starts transmission before any Wi-Fi node transmits during an idle period, the observer node will sense the medium to be busy and back off. In this case, the observed abnormal busy period contains only CCA_BUSY duration⁶, which is equal to the ON duration. In other words, we have $ON_i = d_i$, if $label_i = \mathcal{B}$.

However, if ON time starts during an ongoing Wi-Fi transmission, then the observed abnormal busy period includes a portion of the Wi-Fi packet at the beginning, followed by an ON period. There exist two cases here. In the first case, the observer node is currently transmitting

⁶Note that it is possible that the ON period overlaps with the Wi-Fi preamble and header, or with two Wi-Fi packets that happen to collide, in which case RX_BUSY is not visited, and the observer node stays in CCA_BUSY. In the first case, we still have $ON_i \approx d_i$, since the Wi-Fi preamble and header length (in 10s of μs) is much smaller than the ON period (in 10s of ms). We intentionally ignore the second case, since the probability is small (especially when RTS/CTS is enabled).

a packet of duration L . In the second case, the observer node has detected a valid Wi-Fi preamble and header (of length L_{PH}), and is currently receiving the payload of predicted duration $(L - L_{PH})$ (which can be inferred from the LENGTH field in the header). In both cases, it will stay in TX_BUSY or RX_BUSY for duration L before going to CCA_BUSY.

Denote the portion of the Wi-Fi packet that is not overlapping with the ON period as X_i . We can see that

$$ON_i = d_i - X_i,$$

where $X_i \in [0, L]$ if $label_i = \mathcal{B}_{tx}$, and $X_i \in [L_{PH}, L]$ if $label_i = \mathcal{B}_{rx}$. Due to lack of information about X_i , we model it as a uniform random variable when $label_i$ is \mathcal{B}_{tx} or \mathcal{B}_{rx} . Then we have

$$ON_i \sim \begin{cases} d_i, & \text{if } label_i = \mathcal{B} \\ Unif[d_i - L, d_i], & \text{if } label_i = \mathcal{B}_{tx} \\ Unif[d_i - L, d_i - L_{PH}], & \text{if } label_i = \mathcal{B}_{rx}, \end{cases}$$

where $L = d'$ in our model. It is reasonable to assume that $\{X_i\}$ are independent of each other. The spectrum manager adopts the following estimator for ON_i ,

$$\hat{ON}_i = \begin{cases} d_i, & \text{if } label_i = \mathcal{B} \\ d_i - \frac{1}{2}d'_i, & \text{if } label_i = \mathcal{B}_{tx} \\ d_i - \frac{1}{2}(d'_i + L_{PH}), & \text{if } label_i = \mathcal{B}_{rx} \end{cases}$$

and $\mathbb{E}[\hat{ON}_i] = ON_i$, which means that \hat{ON}_i is an unbiased estimator. The spectrum manager estimates the duty cycle $\hat{\alpha}$ as follows,

$$\hat{\alpha} = \frac{1}{T} \sum_{i=1}^m \hat{ON}_i,$$

which is also an unbiased estimator, since $\mathbb{E}[\hat{\alpha}] = \alpha$.

Note that although in practical LTE systems, one subframe of 1ms duration is usually the minimum time unit for resource allocation, we do not make this assumption, and stay with the general case. Nevertheless, such knowledge can potentially increase estimation accuracy, and our logic is still applicable to this special case.

C. Misbehavior Detection

After obtaining $\hat{\alpha}$, the spectrum manager needs to determine whether the LTE-U AP violates the rule in Eq. (1). The detection scheme is as follows,

$$Result = \begin{cases} \text{Violated}, & \text{if } \hat{\alpha} > (1 + \gamma)\alpha_{max} \\ \text{Not violated}, & \text{Otherwise,} \end{cases}$$

where $\gamma \geq 0$ is a parameter set by the spectrum manager.

Its performance is measured by *probability of detection* P_d and *probability of false alarm* P_{fa} , i.e.,

$$P_d(\alpha, \gamma) = \Pr(\hat{\alpha} > (1 + \gamma)\alpha_{max} | \alpha > \alpha_{max}) \\ P_{fa}(\alpha, \gamma) = \Pr(\hat{\alpha} > (1 + \gamma)\alpha_{max} | \alpha \leq \alpha_{max}).$$

To understand P_d and P_{fa} , we consider the example in Fig. 2, in which the LTE-U AP transmits continuously

for ON_{\max} of 20ms and pauses for a short period of 2ms, before transmitting again for another duration equal to (or less than) ON_{\max} . We set α_{\max} to 0.5. We consider the worst case that each ON period overlaps with a Wi-Fi packet of length L_{\max} , and ignore L_{PH} when $label_i = \mathcal{B}_{rx}$ for simplicity. Then we have

$$\begin{aligned}\hat{\alpha} &= \frac{1}{T} \sum_{i=1}^m \left(d_i - \frac{1}{2} L_{\max} \right) = \frac{1}{T} \sum_{i=1}^m \left(ON_i + X_i - \frac{1}{2} L_{\max} \right) \\ &= \alpha + \frac{1}{T} \left(\sum_{i=1}^m X_i - \frac{1}{2} m L_{\max} \right),\end{aligned}$$

where $X_i \in \text{Unif}[0, L_{\max}]$ and $m = \lceil \frac{\alpha T}{ON_{\max}} \rceil$.

Define $X'_i = \frac{X_i}{L_{\max}} \in \text{Unif}[0, 1]$. Then the sum of m i.i.d. random variables $Y = \sum_{i=1}^m X'_i$ follows the Irwin-Hall (or uniform sum) distribution, that is,

$$F_Y(y) = \Pr(Y \leq y) = \frac{1}{m!} \sum_{k=0}^{\lfloor y \rfloor} (-1)^k \binom{m}{k} (y-k)^m, \quad (2)$$

and it has a mean of $\frac{m}{2}$ and a variance of $\frac{m}{12}$. When m is large, the distribution of Y can be well approximated by a Gaussian distribution $N(\frac{m}{2}, \frac{m}{12})$. But m may be small in our case, and we will use Eq. (2). Then the probability of $\hat{\alpha} > (1 + \gamma)\alpha_{\max}$ is given by

$$\begin{aligned}\Pr\{\hat{\alpha} > (1 + \gamma)\alpha_{\max}\} \\ &= \Pr\left\{\alpha + \frac{L_{\max}}{T} \left(Y - \frac{m}{2}\right) > (1 + \gamma)\alpha_{\max}\right\} \\ &= 1 - F_Y\left(\frac{m}{2} + \frac{T}{L_{\max}}[(1 + \gamma)\alpha_{\max} - \alpha]\right).\end{aligned} \quad (3)$$

Note that if the true duty cycle α is greater than α_{\max} , the probability in Eq. (3) is P_d ; otherwise, it becomes P_{fa} . For instance, with $L_{\max} = 0.5\text{ms}$, $T = 160\text{ms}$ and $\gamma = 0$ (i.e., the black curve in Fig. 6), if the LTE-U AP transmits with a duty cycle of 0.498, the probability of mistakenly identifying that AP as misbehaving is 14.0%. If $\alpha = 0.502$, the probability of correctly detecting that misbehaving user is 83.4%.

Next we study the impact of γ , L_{\max} and T on Eq. (3). In Fig. 6, the setting with $L_{\max} = 0.5\text{ms}$, $T = 160\text{ms}$ and $\gamma = 0$ is considered as the baseline. When γ is increased to 0.01, the curve is shifted to the right, which implies smaller P_{fa} for any $\alpha \leq \alpha_{\max}$ but also smaller P_d for any $\alpha > \alpha_{\max}$. Hence, it implies a tradeoff between P_d and P_{fa} when adjusting γ .

Then we increase L_{\max} to 1.0ms while keeping other parameters the same with the baseline. We can see an increase in P_{fa} and a decrease in P_d , which means that larger Wi-Fi packets will adversely impact the detection performance of the proposed scheme. In contrast, when T is increased to 320ms, the overall detection performance is better, i.e., smaller P_{fa} and larger P_d .

V. EVALUATION

In this section, we evaluate the proposed duty cycle estimation and misbehavior detection schemes.

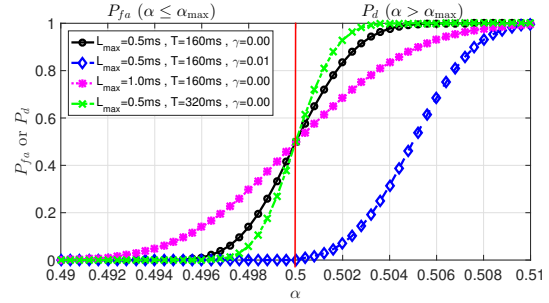


Fig. 6. P_d and P_{fa} as function of α with different values of γ , L_{\max} and T , where α_{\max} is set to 0.5.

A. Simulation Setup

We implement and evaluate the proposed schemes in *ns3* [16], a widely used network simulator. We consider the coc-channel coexistence of a LTE-U cell and a Wi-Fi network that consists of an AP and 20 clients, all of which are located close to each other. Simulation parameters are provided in Table I.

Each Wi-Fi node has a full outgoing buffer of 1000-byte UDP packets. By adjusting the A-MSDU threshold (for all Wi-Fi nodes), variable maximum transmission duration of Wi-Fi (data) packets is obtained. An adaptive but idealized, feed-back Wi-Fi rate control is used, where adjustments are made immediately upon feedback from the peer. PHY layer state information is obtained by tracing the PHY state machine of the Wi-Fi AP.

TABLE I
SIMULATION PARAMETERS

Parameter	Value
Wi-Fi standard	802.11n (Mixed Format)
Channel	20MHz (5170-5190MHz)
Wi-Fi AP/client Tx power	24/18 dBm
CCA-CS/ED threshold	-82/-62dBm
Traffic model	Full buffer UDP
RTS/CTS	Disabled
Frame aggregation	A-MSDU enabled
Min./max. continuous ON period	6/20ms [8]
Idle gaps between ON periods	2ms
LTE-U cycle period (T)	80-480ms
Max. Wi-Fi packet duration (L_{\max})	300-1100 μ s
Max. duty cycle (α_{\max})	0.5

Since LTE-U performance (e.g., throughput) is not our concern in this work, we implement the LTE-U AP as a non-communicating device that switches on or off. We consider the typical duty cycling pattern in Fig. 2, in which the LTE-U AP transmits continuously for 20ms and pauses for 2ms before transmitting for another 20ms (or less) [9]. Although the transmission duration a Wi-Fi packet can be up to 3ms, it makes little sense for Wi-Fi data packets to be much larger than 1ms when coexisting with LTE-U, since the idle gap is only 2ms. Consistent with [8], we set α_{\max} to 0.5.

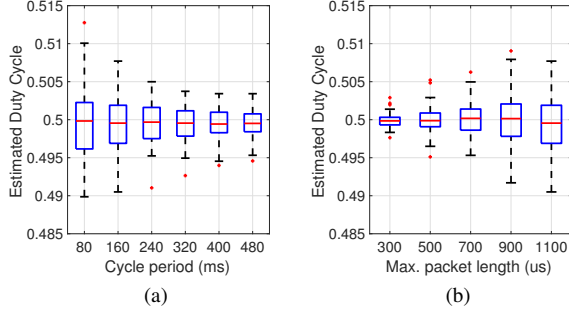


Fig. 7. Box plot of estimated duty cycle. (a) Impact of T ($L_{\max} = 1100\mu\text{s}$). (b) Impact of L_{\max} ($T = 160\mu\text{s}$).

B. Duty Cycle Estimation

In this experiment, we evaluate the proposed duty cycle estimation scheme. We first set $\alpha = 0.5$, $L_{\max} \approx 1100\mu\text{s}$, and vary T from 80ms to 480ms. Each experiment is repeated 100 times for each setting, and results are shown in Fig. 7a. As we can see, the median of $\hat{\alpha}$ is very close to α for different T values. As T increases, the deviation of $\hat{\alpha}$ is smaller, and the estimation is more accurate. In all cases, $\hat{\alpha}$ is within $\pm 1\%$ of α .

Then we fix T to $160\mu\text{s}$, and vary L_{\max} from $300\mu\text{s}$ to $1100\mu\text{s}$. Results from 100 experiments are shown in Fig. 7b. We observe that $\hat{\alpha}$ is less accurate as L_{\max} increases, but $\hat{\alpha}$ is still within $\pm 1\%$ of the true duty cycle. In practice, smaller Wi-Fi packets would help estimate α more accurately, but could potentially decrease Wi-Fi throughput due to PHY and MAC overhead.

C. Detection Performance

In this experiment, we evaluate the proposed misbehavior detection scheme in terms of P_d and P_{fa} with different choices of γ values. We consider a typical cycle period of 160ms [9], and set α_{\max} to 0.5, L_{\max} to 1100ms. The true α is varied from 0.49 and 0.52. For each α value, the experiment is repeated 200 times. Results are shown in Fig. 8.

As we can see, with $\gamma = 0$, P_{fa} is as high as 45% when $\alpha = 0.5$, which is undesirable in practice. By setting γ to 0.01 or 0.014, the spectrum manager can keep P_{fa} under 5% or 1%, but it also leads to a smaller P_d for each $\alpha > \alpha_{\max}$. If the LTE-U AP transmits with a duty cycle higher than 0.514, i.e., 2.8% deviation from α_{\max} , the proposed detection scheme with $\gamma = 0.014$ can detect such misbehavior with a probability higher than 95% while keeping P_{fa} less than or equal to 1%.

VI. CONCLUSION

In this paper, we proposed a scheme that allows the spectrum manager to estimate LTE-U duty cycle via a local Wi-Fi AP. We further proposed a scheme to detect possible misbehavior, and analyzed its performance in terms of detection and false alarm probabilities. We

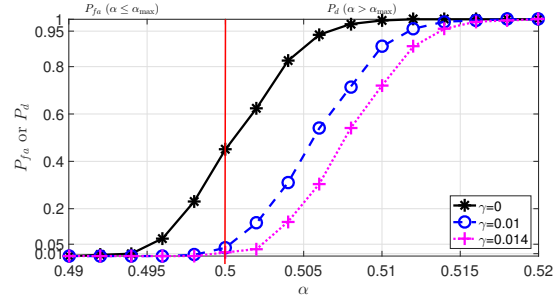


Fig. 8. Performance of detecting duty cycling misbehavior with different γ values, where $\alpha_{\max} = 0.5$. Note that $\gamma = 0$ is the baseline (in black curve), and the other two γ values are chosen such that P_{fa} is less than 5% (in dashed blue curve) and 1% (in dashed pink curve).

implemented and evaluated the proposed schemes in *ns3*. Our results have shown that the proposed schemes are able to estimate LTE-U duty cycle accurately, and detect misbehavior with a high detection probability and a low false alarm probability.

REFERENCES

- [1] "In the matter of unlicensed operation in the TV broadcast bands: Second report and order and memorandum opinion and order," no. FCC Std. 08-260, Nov 2008.
- [2] "Summary of a workshop on LTE in unlicensed spectrum," no. 3GPP TSG-RAN Meeting 63, 2014.
- [3] FCC, "In the matter of amendment of the commission's rules with regard to commercial operations in the 3550-3650 MHz band," Tech. Rep. FCC Document 12-148, Dec 2012.
- [4] A. M. Cavalcante *et al.*, "Performance evaluation of lte and wi-fi coexistence in unlicensed bands," in *Vehicular Technology Conference (VTC Spring), 2013 IEEE 77th*, pp. 1–6.
- [5] E. Almeida *et al.*, "Enabling lte/wifi coexistence by lte blank subframe allocation," in *Communications (ICC), 2013 IEEE International Conference on*. IEEE, 2013, pp. 5083–5088.
- [6] A. K. Sadek *et al.*, "Extending lte to unlicensed band-merit and coexistence," in *Communication Workshop (ICCW), 2015 IEEE International Conference on*. IEEE, 2015, pp. 2344–2349.
- [7] S. Sagari *et al.*, "Coordinated dynamic spectrum management of lte-u and wi-fi networks," in *IEEE DySPAN 2015*.
- [8] "LTE-U SDL coexistence specifications v1.3," LTE-U Forum, Tech. Rep., Oct 2015.
- [9] "LTE-U technology and coexistence," Qualcomm Technologies, Inc., Tech. Rep., May 2015.
- [10] N. Rupasinghe *et al.*, "Reinforcement learning for licensed-assisted access of lte in the unlicensed spectrum," in *Wireless Comm. and Net. Conference (WCNC), 2015 IEEE*.
- [11] I. Parvez *et al.*, "CBRS spectrum sharing between lte-u and wifi: A multiarmed bandit approach," *Mobile Information Sys.*, 2016.
- [12] S. Bhattarai *et al.*, "An overview of dynamic spectrum sharing: Ongoing initiatives, challenges, and a roadmap for future research," *IEEE Transactions on Cognitive Communications and Networking*, vol. 2, no. 2, pp. 110–128, 2016.
- [13] T. Nihtilä *et al.*, "System performance of lte and ieee 802.11 coexisting on a shared frequency band," in *Wireless Communications and Networking Conference (WCNC), 2013 IEEE*.
- [14] C. Cano *et al.*, "Coexistence of wifi and lte in unlicensed bands: A proportional fair allocation scheme," in *Communication Workshop (ICCW), 2015 IEEE International Conference on*.
- [15] "Part 11 : Wireless LAN Medium Access Control (MAC) and Physical Layer (PHY) Specifications," IEEE Std 802.11-2012, Tech. Rep.
- [16] "ns-3." [Online]. Available: <http://www.nsnam.org>