

BICKNELL
RACING PRODUCTS



CUSTOMER NUMBER

VOL 15

PARTS CATALOG

CATALOG SECTIONS

APPAREL

INDEX

STEERING & QUICK RELEASES

RADIUS RODS & ROD ENDS

STREET STOCK BUMPERS

OEM SUSPENSION

NE MOD FRONT SUSPENSION

NE MOD REAR SUSPENSION

REAR ENDS

HUBS & DRIVE FLANGES

BRAKES & ACCESSORIES

SHOCKS & ACCESSORIES

COIL OVER KITS

SPRINGS & ACCESSORIES

WHEELS & ACCESSORIES

PLUMBING & FITTINGS

ENGINE & ACCESSORIES

LUBRICATION & FILTERS

STARTERS & DRIVETRAIN

GASKETS

ELECTRICAL & GAUGES

RADIATORS & COOLING

BELTS & PULLEYS

FUEL SYSTEM & ACCESSORIES

HEADERS & EXHAUST

TOOLS, TIRE GAUGES & SCALES

PIT EQUIPMENT

SEATS & ACCESSORIES

FASTENERS & ACCESSORIES

CHASSIS & COMPONENTS

SPRINT CARS

MINI / MICRO SPRINT

KART & ACCESSORIES

DWARF / MOD LITE

Bicknell Racing Customer relations policy:

Our company policy has always focused on customer service. Our company has thrived by being available at various race tracks, trade shows, or just visiting with our racers, and or Bicknell dealers.

During the race season, a Bicknell representative from our factory in St Catharines Ontario, will be at various race tracks during the season, to assist you with race car handling and performance

In the unlikely event that a Bicknell product might be thought to be defective, it will have to be returned to the factory, or inspected by a Bicknell representative. Due to the nature of auto racing, Bicknell reserves the right to determine if a failure or defect might have been caused by the rigors of competition.

For any possible warranty issues, please consult our sales staff to determine the most effective means to assess a failure. Bicknell Racing Products, requires the original invoice from the original purchaser to be provided with the product or part.

Peter Bicknell, Randy Williamson, Bob Slack
Bicknell Racing Products

e-mail general questions to:

administrator@bicknellracingproducts.com



www.facebook.com/bicknellracing



www.twitter.com/bicknellracing



www.instagram.com/bicknell_racing_products



Bicknell Racing Products Inc.

For technical support on chassis setup,
machine shop inquiries, and
chassis / body sales please call:

PHONE: 905-685-4291
SELECT OPTION 3 @ MENU

4 EASY WAYS TO SHOP:



1- SHOP ON-LINE DAY OR NIGHT @
www.bicknellracingproducts.com

Our website offers the following payment options:



2- E-MAIL YOUR ORDER
send your e-mail to:



IN CANADA E-MAIL YOUR ORDER TO:

cdnsales@bicknellracingproducts.com

IN USA E-MAIL YOUR ORDER TO:

usasales@bicknellracingproducts.com



3- E-MAIL YOUR ORDER
CALL OUR SALES STAFF



IN CANADA CALL:

PHONE: 905-685-7223
SELECT OPTION 1 @ MENU

IN USA CALL:

PHONE: 716-285-7502
SELECT OPTION 2 @ MENU



4- VISIT OUR SHOWROOMS



Canadian Retail Store Hours

Monday - Thursday: 8:00am - 5:30pm
 Friday: 8:00am - 4:30pm
 Saturday 9:00am - 12:00pm

Open Saturdays From Jan 1st until 1 week after Labour Day

Canadian Retail Store Address is:

117 Cushman Road
 St. Catharines, Ontario (FRONT)
 L2M 6S9

Canadian Retail Store Offers The Following Payment Options:



U.S.A. Retail Store Hours

Monday - Thursday: 8:00am - 5:30pm
 Friday: 8:00am - 4:30pm
 Saturday 9:00am - 12:00pm

We Are Closed For All Major Holidays

U.S.A. Retail Store Address is:

1733 Maryland Ave.
 Niagara Falls, NY
 14305

U.S.A. Retail Store Offers The Following Payment Options:



A	
AFCO SHOCKS	90-91
AIR DUCT HOSE	83
AIR DUCTS	83
AIR DRYERS	172
AIR FILTERS	162
AIR FILTER OIL	162
ALUMINUM ROD ENDS	13
ALTERNATORS	153, 155
ALUMINUM SHEETING	187
ALUMINUM SPACERS	16, 17
ALUMINUM TAP TUBING	16
AN FITTINGS	115-123
APPAREL	4-5
ARM RESTRAINTS	176
AXLES	55
- DIRT MODIFIED FRONTS	22
- FRONT AXLE BRACKETS	23
- MICROSPRINT	203,204
- MOD LITE	52, 195
- KART	207
- WIDE 5 REAR	55
B	
BALANCE BAR	80
BALANCE BAR ADJUSTER	82
BALLAST MOUNTS	188
BALLAST WEIGHT	188
BALL JOINTS	20
BALL JOINT SLEEVES	20
BATTERIES	142
BATTERY BOXES	142
BATTERY CABLES	142
BATTERY POSTS	142
BEAD BREAKER	163
BEAD LOCKS	109-110
BELTS-ENGINE	143-151
BELL HOUSING	130
BELTS AND PULLEYS	143-151
BERT TRANSMISSION	132-135
BILSTEIN SHOCKS	88-90
BIRDCAGES	31-36
BIRDCAGE BEARINGS	31-35, 205
BODIES (MODIFIED)	192-195
BODY SUPPORTS/MOUNTS	195
BOLT KITS	202
BRAIDED HOSE	115-117
BRAKES AND ACCESSORIES	65-80
- ADJUSTERS	82
- BALANCE BARS	80
- BIAS PANEL	81,146
- BLEEDERS	123
- CALIPERS	68,69
- CALIPER BRACKETS	74-76
- CALIPER BRACKETS CHART	74,76
- DUCTS	83
- FITTINGS	122-123
- FLUID	77
- HATS	72
- LINE DEFLECTORS	76
- LINES & CLAMPS	77-78
- MASTER CYLINDERS	80-82,207
- PAD SPACERS	72
- PADS	70-72
- PEDALS	78,82
- PRESSURE GAUGE	81
- PROPORTIONING VALVE	78
- RESIDUAL VALVES	78
- ROTOR ADAPTOR	29,72,92

- ROTOR MOUNTS	75
- ROTORS	73,204-207,211
- SHUTOFF VALVES	78
- SLAVE CYLINDERS	80
BREATHERS	131
BRIDGE PARTS (REAR END)	47
BUMPERS AND MOUNTS	189
- CLIPS	201
- DOOR MOUNTS	189
- FRONT / REAR BUMPERS	189
QUARTER PANEL MOUNTS	189
- ROOF MOUNTS	189
- SIDE BARS	189
BUMP RUBBERS	94
BUTTON TOOL	173
C	
CALIPER BOLTS	72
CARBURETORS	159
- ADAPTORS	162
- FITTINGS	161
- GASKETS	140
- JETS	159
- POWER VALVES	159
- SPACERS	159
CASTER/CAMBER GAUGE	170
CHASSIS AND COMPONENTS	176-186
CHASSIS PARTS BREAKDOWN	196-201
CLAMP-ON BRAKE BRACKETS	75,82
CLECOS & PLIERS	173
CLEVISSES	13
CLUTCHES (CONVENTIONAL)	139
CLUTCH FORKS	139
CLUTCH PEDALS	82
CLUTCH SLAVE CYLINDER	80
- THROWOUT BEARINGS	139
COG BELTS AND PULLEYS	156
COIL OVER BEARINGS	94,107
COIL OVER BRACKETS	36,95,96
COIL OVER KITS	98-102
COIL OVER SPRINGS	103-107
COIL SPRING BUCKETS	108
COIL SPRING COVERS	93,106
COIL SPRING RUBBERS	94,106
COIL SPRING SPACERS	107
COM BEARINGS	13
CONTROL ARM BUSHINGS	19, 21
CONTROL ARM MOUNTS	20
CONTROL ARMS	19
CRANK FLANGES	137
CRASH POCKETS	196-200
CRATE ENGINE (602)	124
CROSS SHAFTS	19,202
CYLINDER HEADS	126
CYLINDER LEAKDOWN GAUGES	127
D	
DECALS	5
DIAPER PINS	93
DISTRIBUTORS & PARTS	143
DMI QC REAR END	47-51
DRAG LINK	24
DRAIN PAN	47,57
DRILLS	67,173
DRIVE FLANGES	60-64,66
DRIVE SHAFT COVERS	138
DRIVE SHAFT SAFETY HOOPS	43
DRIVE SHAFTS	137-138
DRIVE YOKES	137
DRIVING SUITS	178-179
DRY BRAKES	163

DRY SUMP TANKS	126
DUROMETERS	171
DWARF / MOD LITE	211-212
DZUS BUTTONS	186
DZUS PLATES	186
DZUS SPRINGS	186
DZUS TOOL	173
E	
ELECTRICAL AND GAUGES	142-146
ENGINE AND ACCESSORIES	124-127
ENGINE DOWELS	127
ENGINE LIFT PLATE	127
ENGINE MOUNTS AND PLATES	127
ENGINE OIL LINES	127
EXHAUST	166-168
- ELBOWS & TURNOUTS	167
- HANGERS	168
- MUFFLERS	167
- PIPES	167
- WRAP	168
EXPANSION TANK	148
F	
FAN SHROUDS	148
FANS & SPACERS	147
FASTENERS & ACCESSORIES	186-188
- BUTTONS	186
- CLECOS & PLIERS	173
- DZUS TOOL	173
- PLATES	186
- RIVETS	186
- SPRINGS	186
FIBERGLASS PARTS	192
FIRE SYSTEMS	175
FITTINGS	116-123
FLEX PLATES	139
FLOORS	42-43,201
FORD 9 INCH REAR ENDS	50-51
GRAND NATIONAL 5 X 5	54
MINI 3/4 TON FLOATER	54,58
WIDE 5	54
FOX SHOCKS	86-87
FRONT CLIPS	201
FUEL SYSTEM & ACCESSORIES	152-157
- CELLS	164-165
- FILTERS	161-163
- FUNNELS	174
- JETS	159
- JUGS	174
- LOGS	160
- POWER VALVES	159
- PRESSURE REGULATOR	161
- PUMPS	161
- SHUTOFF VALVES	163
G	
GAS PEDALS	202
GASKETS	140-141
GAUGES & PANELS	144-146
GEARS (QUICK CHANGE)	55-56
GEAR TOTE BOX	47,57
GEAR LUBE	49,129-131
GLOVES	178
GUSSETS	186
H	
HANS DEVICES	180
HEADERS AND EXHAUST	166-168
- WRAP	168
HELMET FANS	184
HELMET HOOKS	184
HELMET RESTRAINTS	176

HELMETS	181-183
HELMET SHIELDS	182
HOOD PIN KITS	188
HOODS (MOD/SPORTS.)	192
HOSES	115-117,149,163
- BRAIDED	115,117
- CLAMPS	149
- FIRE SLEEVE	117
- PUSH ON	116
- RADIATOR	148
HUBS AND DRIVE FLANGES	57-64
- KART	206,210
- LARGE BEARING	25-29, 35-36, 61-66
- LATE MODEL IMPALA	66
- LIVE AXLE	59, 204-205
- MICRO SPRINT	203-205
- MIDGET	203-205
- MINI 3/4 TON	58,66
- SIX PIN	29-30
- WIDE 5	60-64
I	
IGNITION SYSTEM	143
INTAKE MANIFOLDS	126
INTEGRA SHOCKS	83-85
INTERNATIONAL SPINDLE	30
J	
JACK BOLTS	95
JACKS-ALUMINUM	174
JAM NUTS	13
JET PLATE	159
JETS	159
K	
KART PARTS	206-210
- AIR FILTERS & ADAPTORS	209
- AXLES	207
- BRAKE PARTS	207
- BRAKE PEDALS	206
- CARB PARTS	209
- CHAIN LUBE	208
- CHAINS	208
- CLAMP BRACKETS	209
- CLUTCHES	208
- ENGINE OIL	208
- EXHAUST PARTS	209
- FRONT HUBS	206
- FUEL FILTERS	208
- FUEL TANK	209
- GAS PEDALS	206
- GASKETS	208
- MASTER CYLINDERS	207
- MOTOR MOUNTS	209
- MUFFLERS	209
- REAR HUBS	207
- ROTORS	207
- SEATS	209
- SPINDLES	206
- SPROCKETS	208
- STEERING WHEEL	209
- TIE RODS	206
- TIRES	210
KING PINS	25-28, 30, 206
KNEE GUARD	10
L	
LARGE BEARING PARTS	25, 28-29, 61-65
LEAD BALLAST	188
LEAF SPRINGS & PARTS	107-108
LIFT ARM COIL MOUNT	97
LIVE REAR PARTS	59
LOWERING BLOCKS	59

LUBRICANTS & FILTERS	128-131
LUG NUT WRENCH	67,173
LUG NUTS	67
M	
MANDRELS	155-157
MASTER CYLINDERS	80-82,207
MICRO SPRINT	187-189
MINI SPRINT	189-189
MINISPOOLS	57
MOD LITE	211-212
MOTOR MOUNTS	126,209
MSD ACCESSORIES	143,144
MUD PLUGS	111,113
MUDD OFF	176
MUFFLERS	166,167,209
N	
NECK BRACES	178
NOMEX CLOTHING	179
NE MOD FRONT SUSPENSION	22-30
NE MOD REAR SUSPENSION	31-46
O	
OEM SUSPENSION COMP.	19-20
OIL SYSTEM	
- DRY SUMP TANKS	127
- OIL	128-131
- OIL COOLERS	128
- OIL FILTERS	128
- OIL FILTER ADAPTORS	128
- OIL PAN HEATER	127
OIL PUMP - 12v	131
ORINGS	119
OUTERWEAR PREFILTERS	162
P	
PANEL FASTENERS	186
PANHARD BAR	23,39-41
PANHARD SLIDERS	23,25,59
PANHARD MOUNTS	23,39-41
PEDALS	78,82,202
PILOT BUSHING	139
PIT AND SAFETY	174-184
PIT SOCKETS	67,173
PITMAN ARMS	24
PLASTIC (ROLLS)	187
PLASTIC CLEANER	176
PLUMBING AND FITTINGS	115-123
POWER STEERING	6-12
- BRACKETS	9
- FILTERS	10
- FITTINGS	8,10,11,121,122
- FLUID	10,129-131
- HOSES	8,122
- PUMPS	8
- RESERVOIRS	11
PRECISION CONTROL LINK	37
PRE-FILTERS	162
PRO SHOCKS	91-92
PULLEYS	150-158
Q	
QC GEARS	55-56
QC REAR END PARTS	47-53
QC REARS	47-52
QC THIRD LINK MOUNT	59
QUADLOCK	31-33,47,53
QUICK FILL PARTS	163
QUICK RELEASES	6,7
R	
RACEIVERS	174
RACK & PINION	212
RADIATORS AND COOLING	147-149

RADIATORS	148
RADIATOR HOSES & CLAMPS	149
RADIATOR MOUNTS	202
RADIATOR NECKS	147
RADIO RECEIVERS	174
RADIUS ROD SLUGS	16
RADIUS RODS AND ROD ENDS	13-17, 38-39
REDUCER BUSHINGS	16
REAMERS	21
REAR AXLE TUBES	53-54
REAR AXLES	53-54
REAR CLIP	196,198,199
REAR END FILLER	47,57
REAR ENDS AND ACCESSORIES	47-59
RING & PINION	49,50,51
RIVETS	18,187
ROD END SPACERS	16-17
ROD ENDS	12, 13
ROLLER CHANGING TOOL	44,173
ROLL BAR PADDING	176
ROOF MOUNTS	189,195
ROTOR ADAPTORS	29,62,75
ROTORS	73,204,205,207,211
ROOFS-MODIFIED	192
RUBBER REAR PANHARD	39
S	
SAFETY ACCESSORIES	174-184
SAFETY WIRE & PLIERS	173
SCALES	169
SEATS AND ACCESSORIES	185
SEAT BELTS	177
SEAT COVERS	185
SEAT SUPPORTS	185
SERPENTINE PULLEYS	150-155
SETUP STANDS	202
SHACKLE BOLTS & PLATES	107
SHIFTER BALL	139
SHIFTER EXTENSION	138
SHOCKS AND ACCESSORIES	83-97
- AFCO	90-91
- BILSTEIN	88-90
- FOX	86-87
- INTEGRA	83-85
- PRO	91-92
SHOCK COVERS	93,106
SHOCK INFLATION UNIT	93
SHOCK MOUNTS	31,95-97
SHOCK OIL	93
SHOCK SLIDERS	25,95-97
SHOCK TOWERS	197,200
SHOCK TOWER/TUBING CAPS	186
SHOES	178
SIX PIN PARTS	29-30
SLAVE CYLINDER	80
SLIP YOKES	137,138
SOCKS (NOMEX)	168
SPACERS	17
SPARK PLUG WIRES	144
SPARK PLUGS	144
SPINDLES	25-28,30,32,203,206
- 8 BOLT	54
- 10 DEGREE	25-28
- INTERNATIONAL WIDE 5	30
- KART	206
- LARGE BEARING	25, 28
- MICRO SPRINT	203
- NUT WRENCHES	26, 30, 65
SPOILERS	194
SPRINGS AND ACCESSORIES	103-108

- COIL OVER SPRINGS	103-105
- CONVENTIONAL COILS	107
- DZUS	186
- MINI	38
- LEAF	108
- PIGTAIL	107
- STREET STOCK	107
- TAKE-UP	105
- TENDER / LINEAR TENDER	105
SPRING RODS	37-38
SPRING SEAT (REAR)	108
SPRING SMASHERS	170
SPRING SPACER	104
STABILIZER BAR PARTS	19
STARTERS	138
STARTERS AND DRIVETRAIN	132-139
STAT O SEALS	120
STEEL CLEAVISES	13
STEEL REDUCER BUSHINGS	16
STEEL TAPER SPACERS	17
STEEL TUBING	12, 16
STEERING & QUICK RELEASES	6-12
- ARMS	24
- BOX MOUNTS	10
- BOXES	11
- COUPLERS	12
- KNEE GUARDS	10
- QUICK RELEASES	6
- QUICKENERS	12
- ROD ENDS (OVERSIZE)	12
- SHAFT COLLARS	12
- SHAFTS	12
- SUPPORT BEARINGS	12
- UNIVERSAL JOINTS	12
- WHEEL CENTER PADS	7
- WHEEL SPACERS	7
- WHEELS	7,209
STREET STOCK BUMPER	18
STOP WATCHES	173
SURGE TANK	148
SWAY ARMS	30
SWITCHES & PANELS	144-146
T	
TACHOMETERS	145
TAP TUBING	16
TAPE	18,188
TEAROFFS	184
TEMPERATURE GUN	171
THERMOSTAT HOUSINGS	149
THREADED SLUGS	16
THROTTLE ROD KITS	160
THROWOUT BEARINGS	139
THRUSHAFTS	49,52
TIE RODS	14, 24
TIE WRAPS	187
TIRE GRINDER	172
TIRE GROOVER	172
TIRE IMPROVER	172
TIRE PRESSURE GAUGE	171
TIRE SIPER	172
TIRE TAPE	171
TIRE VALVE STEMS	111,113
TOE PLATES	111
TOOLS, TIRE & GAUGES	161-165
TORQUE ARM SLIDERS	42-44
TORQUE ARMS	44
TORQUE TUBES	59
TORSION ARMS	45-46,205
TORSION BARS	46

TORSION BEARINGS	45
TORSION BUSHINGS	45
TORSION RACKS	46
TORSION STOPS	45,205
TQ MIDGETS	203-205
TRAILING ARM BRACKETS	32, 36
TRANSMISSIONS	132-136
TRANSMISSION FLUID	131
TRANSPONDERS	174
TUBES (STEEL & ALUMINUM)	53,54
TUBING (RAW STEEL & ALUM.)	16
U	
U BOLTS	57,108,137,138
UNIVERSAL JOINTS	12,137,138
- DRIVELINE	137-138
- STEERING	12
UNDERWEAR	179
UPPER CONTROL ARM MOUNTS	20
UPPER CONTROL ARMS	19
V	
V BELT PULLEYS	156-159
VALVE STEMS	111,113
VENT TANK	127,148
W	
WARNING LIGHTS	145
WATER OUTLETS	149
WATER PUMPS	147
WATER WETTER	149
WEDGE BOLTS	95,108
WEGNER ENGINE (W16)	125
WEIGHT JACKS	97,108
WELD IN BUNGS (ALUMINUM)	121
WELD ON SLUGS (STEEL)	16
WHEELS AND ACCESSORIES	109-114
- ADAPTORS (STOCK)	114
- ADAPTORS (WIDE 5)	114
- ALUMINUM WHEELS	109
- BEARING GREASE	131
- NUTS	67
- SPACERS (ALUMINUM)	113,114
- STEEL WHEELS	112
- STUDS	67
- WRENCH	112
- WIDE 5	26,27,60,63,65
WINDOW NETS	176
WINDOW SCREENS	202
WING SLIDERS	205
WINTERS QC REAR	51-52
- COVER GASKETS	57,140
- GEARS	55-56
- GEAR COVER	49,51,52
- INSPECTION PLUGS	49,51,52
- O RINGS (SIDE BELL)	49,52
- POSI LOCK	49,52
- RING & PINION	49,52
- SIDE BELLS	49,52
- SPOOLS	49,52
- SPOOL SEALS	49,52
- U-BOLTS (U JOINTS)	55,137
- VENT TUBE KIT	57
WINTERS TRANSMISSION	136
WRENCHES	112
Y	
YOKES	137-138

UNISEX APPAREL



DESCRIPTION	P/N
Black Logo Shirt	APP 495-SIZE
Available Sizes: S, M, L, XL, XXL, XXXL, XXXXL	



DESCRIPTION	P/N
Black Logo Hoodie	APP 500-SIZE
Available Sizes: S, M, L, XL, XXL, XXXL, XXXXL	



* Embroidered
Left Chest
Logo!

DESCRIPTION	P/N
Charcoal Heather Full Zip Hoodie	APP 600-SIZE
Available Sizes: S, M, L, XL, XXL, XXXL	



DESCRIPTION	P/N
Fitted "B" Black FlexFit Hat	APP 120S/M APP 120L/XL

DESCRIPTION	P/N
Fitted New Era Black/White Hat	APP 127S/M APP 127L/XL

DESCRIPTION	P/N
Black and Grey Winter Beanie	APP 134

DESCRIPTION	P/N
Space Dyed Purple and Grey Winter Beanie	APP 136

DESCRIPTION	P/N
Fitted Tonal Camo Hat	APP 137S/M APP 137L/XL

LADIES APPAREL

* ALL LADIES APPAREL ITEMS FEATURE A LEFT CHEST EMBROIDERED LOGO *



DESCRIPTION	P/N
Ladies Cotton Polo	APP 55-SIZE
Available Sizes: S, M, L, XL, XXL	



DESCRIPTION	P/N
Ladies Royal Blue Hoodie	APP 505-SIZE
Available Sizes: XS, S, M, L, XL, XXL, XXXL	



DESCRIPTION	P/N
Ladies Charcoal Hoodie	APP 510-SIZE
Available Sizes: S, M, L, XL, XXL, XXXL	

MEN'S / LADIES JACKETS



DESCRIPTION	P/N
Men's Glacier Jacket	APP 410-SIZE
Available Sizes: M, L, XL, XXL, XXXL	

DESCRIPTION	P/N
Ladies Glacier Jacket	APP 415-SIZE
Available Sizes: S, M, L, XL, XXL	

DESCRIPTION	P/N
Unisex Winter Jacket	APP 420-SIZE
Available Sizes: S, M, L, XL, XXL, XXXL	

MISCELLANEOUS ITEMS



DESCRIPTION	P/N
5 3/4" X 9 1/2" BRP Decal	APP 525



DESCRIPTION	P/N
Sublimated Face Mask	APP 70



DESCRIPTION	P/N
3' X 8' BRP Banner	APP 537



DESCRIPTION	P/N
Beverage Koozie	APP 15-10

STEERING QUICK RELEASES

Did You Know...

Do not mix with other manufacturers' products. Sure they may look the same, but the locking mechanism may not match and could fail!



BRP 191

Lightweight Hex Aluminum Shaft O.D. - 1" Hex

DESCRIPTION	RED P/N	BLACK P/N
Complete 5/8" I.D. weld on assembly (red)	BRP 191	BRP 191BK
Complete 3/4" I.D. weld on assembly (red)	BRP 192	BRP 192BK
Complete 17 spline I.D. assembly - Profile, GME or Nields steering Box (red)	BRP 193*	
Quick Release Hub only	BRP 194	BRP 194BK
5/8" I.D. weld on shaft only	BRP 195	
3/4" I.D. weld on shaft only	BRP 196	
17 Spline I.D. shaft only	BRP 184*	

*Includes BRP 184W and BOL 051502FZ

Did You Know...

Bolt pattern on most of our quick releases is 3 ON 1.75"




BRP 186

Standard Hex Aluminum Shaft O.D. - 1" Hex

DESCRIPTION	P/N
Complete 5/8" I.D. weld on assembly (red)	BRP 186
Complete 3/4" I.D. weld on assembly (red)	BRP 188
Complete 17 spline I.D. assembly - Profile, GME or Nields steering Box (red)	BRP 190*
5/8" I.D. weld on shaft only	BRP 180
3/4" I.D. weld on shaft only	BRP 182
17 Spline I.D. shaft only	BRP 184*
Quick Release Hub only	BRP 185

*Includes BRP 184W and BOL 051502FZ

Aluminum & Steel Rim Hex Type Shaft O.D. - 1" Hex



BRP 177

BRP 177S

DESCRIPTION	RED ALUM P/N	BLACK ALUM P/N	STEEL P/N
Complete 5/8" I.D. assembly	BRP 177	BRP 177BK	BRP 177S
Complete 3/4" I.D. assembly	BRP 178	BRP 178BK	BRP 178S
Complete 17 spline I.D. assembly fits Profile, GME or Nields steering Box	BRP 179*	BRP 179BK*	
5/8" I.D. weld on shaft only	BRP 173	BRP 173	BRP 173
3/4" I.D. weld on shaft only	BRP 174	BRP 174	BRP 174
17 Spline I.D. shaft only	BRP 175*	BRP 175*	BRP 175*
Quick Release Hub Only	BRP 176	BRP 176BK	BRP 176S

*Includes BRP 184W and BOL 052002FZ

Aluminum Body - Aluminum Rim - Multi Spline - Push Lock Style



BRP 159

BRP 160BK

DESCRIPTION	RED P/N	BLACK P/N
Complete 5/8" I.D. weld on assembly	BRP 160	BRP 160BK
Complete 3/4" I.D. weld on assembly	BRP 161	BRP 161BK
Complete 17 spline I.D. assembly Profile, GME or Nields steering Box	BRP 162*	BRP 162BK*
Quick Release Hub only	BRP 159	BRP 159BK
17 Spline I.D. Shaft only		BRP 162-1*
5/8" I.D. weld on shaft only		BRP 160-1
3/4" I.D. weld on shaft only		BRP 161-1

*Includes BRP 184W and BOL 051002FZ

Did You Know...

You don't have to pull the ring to put this on. Just push it and it snaps into place!



BRP 167

Aluminum Body - Steel Rim - Multi Spline - Rim Type

DESCRIPTION	P/N
Complete 5/8" I.D. weld on assembly	BRP 167
Complete 3/4" I.D. weld on assembly	BRP 168
Complete 17 spline I.D. assembly Profile, GME or Nields steering Box	BRP 169*
17 Spline I.D. Shaft only	BRP 163*
5/8" I.D. weld on shaft only	BRP 164
3/4" I.D. weld on shaft only	BRP 165
Quick Release Hub only	BRP 166

*Includes BRP 184W and BOL 051502FZ

Aluminum Body - Aluminum Rim - Multi Spline - Rim Type



BRP 2127

DESCRIPTION	RED P/N	BLACK P/N
Complete 5/8" I.D. weld on assembly	BRP 2127	BRP 2127BK
Complete 3/4" I.D. weld on assembly	BRP 2128	BRP 2128BK
Complete 17 spline I.D. assembly Profile, GME or Nields steering Box	BRP 2129*	BRP 2129BK*
Quick Release Hub only	BRP 2121	BRP 2121BK
5/8" weld on shaft only		BRP 164
3/4" weld on shaft only		BRP 165
Splined Shaft only		BRP 163*

*Includes BRP 184W and BOL 051502FZ

Lightweight Aluminum - Multi Spline - Pin Type



DESCRIPTION	P/N
Complete 5/8" I.D. weld on assembly	BRP 2137
Complete 3/4" I.D. weld on assembly	BRP 2138
Quick Release Hub only	BRP 2131
5/8" I.D. weld on shaft only	BRP 2133
3/4" I.D. weld on shaft only	BRP 2134

STEERING WHEELS

Sweet Aluminum Steering Wheels



DESCRIPTION	P/N
13" Flat Aluminum Wheel (with Knuckle Grips)	SWE 601-70131
13" Dish Aluminum Wheel (3" Dish with Knuckle Grips)	SWE 601-70132
15" Flat Aluminum Wheel (with Knuckle Grips)	SWE 601-70151
15" Dish Aluminum Wheel (3" Dish with Knuckle Grips)	SWE 601-70152
17" Flat Aluminum Wheel (with Knuckle Grips)	SWE 601-70171
17" Dish Aluminum Wheel (3" Dish with Knuckle Grips)	SWE 601-70172

Bolt Pattern - 3 on 1.75"

Longacre Aluminum Steering Wheels

DESCRIPTION	P/N
15" Dish Aluminum Wheel	LON 52-56801
17" Dish Aluminum Wheel	LON 52-56811

Bolt Pattern - 3 on 1.75"

Longacre Steel Steering Wheels

DESCRIPTION	P/N
15" Dish Steel Wheel	LON 52-56841
17" Dish Steel Wheel	LON 52-56851

Bolt Pattern - 3 on 1.75"

STEERING WHEEL SPACERS



DESCRIPTION	RED P/N	BLACK P/N
1/2" Thick Aluminum Spacer	BRP 189-50	BRP 189-50BK
1" Thick Aluminum Spacer	BRP 189-100	BRP 189-100BK
1 1/2" Thick Aluminum Spacer	BRP 189-150	BRP 189-150BK
2" Thick Aluminum Spacer	BRP 189-200	BRP 189-200BK

All spacers include bolts
Bolt Pattern - 3 on 1.75"

KART STEERING WHEELS



DESCRIPTION	P/N
12" Aluminum Kart Wheel (no grip)	BRP 4363
14" Aluminum Kart Wheel (no grip)	BRP 4601

BRP 4363 and 4601 have big (3 on 1.755") and small (3 on 1-5/8") bolt pattern.

Did You Know...
Aluminum Kart Wheels weigh less than 1 pound, while the steel Kart Wheel weighs 2.5 pounds.

STEERING WHEEL PADS




DESCRIPTION	P/N
Black 6" Round Pad	KIR 00001
Black Sprint Style Pad	KIR 00021
Molded Steering Wheel Pad	ALL 52322

POWER STEERING PUMPS

Did You Know...

Aluminum Power Steering Pumps weigh 3.15 pounds and operate at 1500 PSI, while a cast iron pump weighs 4.30 pounds and operates at 1200 PSI.



Maximum RPM for a power steering pump is 7000 RPM. Power steering pumps reach their max pressure at approx. 1500 RPM's. To calculate power steering pump RPM, use the following formula:

$$\frac{\text{p/s pulley diameter}}{\text{crank pulley diameter}} \times \text{max engine RPM} = \text{steering pump RPM}$$

Power Steering Pump Only - NO PULLEY

DESCRIPTION	P/N
Steel Power Steering Pump Only - No Pulley	BRP 579
Aluminum Power Steering Pump Only - No Pulley	JRP PS-9008-AL
Aluminum Elite Series Power Steering Pump - No Pulley	KRC 10096000
Aluminum Elite Series Power Steering Pump With Reservoir - No Pulley	KRC 10096100

Power Steering Pump - WITH PULLEY INSTALLED

DESCRIPTION	P/N	REPLACEMENT PULLEY
Steel Power Steering Pump with 6" V Pulley (1/2" Belt)	BRP 580	BRP 996
Steel Power Steering Pump with 6" V Pulley (3/8" Belt)	BRP 580-1	BRP 996-1
Steel Power Steering Pump with 4 1/4" Serpentine Pulley	BRP 581	BRP 9682
KRC Aluminum Power Steering Pump with 6" V Pulley	KRC 580	BRP 996
KRC Aluminum Power Steering Pump with 4 1/4" Serpentine Pulley	KRC 581	BRP 951
Steel Power Steering Pump with 7MM Pulley	BRP 9288	BRP 9272
Jones Aluminum Power Steering Pump with 7MM Pulley	JRP 9288	BRP 9272
Steel Power Steering Pump for W16		
Note - Includes pump, and press on hub only (no pulley)	BRP 9515	WEGWAO354
Jones Aluminum Power Steering Pump for W16		
Note - Includes pump, and press on hub only (no pulley)	BRP 9616	WEGWAO354

See pages 147, 148, and 152 for power steering pulley dimensions.

Replacement Pump Parts

DESCRIPTION	P/N
AN 9 O-ring to AN 10 (commonly used on return side of pump)	BRP 5026
AN 9 O-ring to 3/8" NPT Female (used on return side of pump)	BRP 5027
Rear Pump Cover O-ring	NIA 138
Outlet Pressure Fitting (threads into pump body)	BRP 579-1
AN 6 Outlet Fitting (threads into BRP 579-1)	BRP 579-2
Pressure Relief Valve	BRP 579-3
AN 6 Pressure Outlet Fitting - 2 gal/min flow (replaces BRP 579-1 & 579-2)	
* FOR RACK AND PINION *	AFC 37130
AN 6 Pressure Outlet Fitting - 5 gal/min flow	
* FOR DIRT MODIFIEDS *	BRP 9551
Pump Seal O-Ring Repair Kit	BRP 579-7



POWER STEERING HOSES

Pre-Made Power Steering Hoses

DESCRIPTION	P/N
Pre-Made 46" Power Steering Pressure Hose for Profile Steel Box 1 straight AN6 fitting, 1 45° AN6 fitting	BRP 577
Pre-Made 52" Power Steering Pressure Hose for GME/Profile Aluminum box 1 straight AN6 fitting, 1 45° AN6 fitting	BRP 578-1

Power Steering Hose Kits

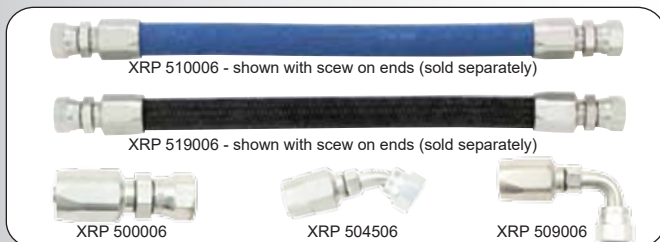
DESCRIPTION	BLUE P/N	BLACK P/N
Power Steering Pressure Hose and Fitting Kit - Includes AN6 Bulkhead Thru Engine Plate, hoses / fittings	BRP 578-3	BRP 578-3BK
Power Steering Return Hose and Fitting Kit - Includes AN10 Bulkhead Thru Engine Plate, hoses / fittings	BRP 582-3	BRP 582-3BK
Power Steering Return Hose and Fitting Kit - Includes AN10 feed hose / fittings and AN6 return hoses / fittings	BRP 582	BRP 582BK

Re-usable Power Steering Hoses & Fittings

DESCRIPTION	P/N
BLUE AN6 Bulk High Pressure Hose (sold per foot)	XRP 510006
BLACK AN6 Bulk High Pressure Hose (sold per foot)	XRP 519006
Straight AN6 High Pressure screw on fitting for XRP 510006 hose	XRP 500006
45° AN6 High Pressure screw on fitting for XRP 510006 hose	XRP 504506
90° AN6 High Pressure screw on fitting for XRP 510006 hose	XRP 509006

Quick Disconnect Power Steering Hoses

DESCRIPTION	P/N
AN6 Pressure line Pump Side (11" long with male disconnect)	SFP BICRAC-39
AN6 Pressure line Box Side (34" long with female disconnect)	SFP BICRAC-40
AN10 Feed line Pump Side (19" long with female disconnect)	SFP BICRAC-41
AN10 Feed line Box Side (33" long with male disconnect)	SFP BICRAC-42



POWER STEERING BRACKETS



Big Block Chevrolet - Head Mount

DESCRIPTION	RED P/N	BLACK P/N
Big Block Chevrolet cylinder head mount power steering pump bracket kit	BRP 7154	BRP 7154BK
Big Block Chevrolet head bracket only	BRP 7152	BRP 7152BK
1/8" Spacer between bracket and cylinder head	BRP 7150	BRP 7150BK



Big Block Chevrolet - Block Mount

DESCRIPTION	RED P/N
Big Block Chevrolet Block mount power steering pump bracket	BRP 271

Use BRP 1631, 1633, 1633-1 or 1634 to adapt power steering pump to this bracket.



Power Steering Pump Spacers

DESCRIPTION	RED P/N
1/8" Thick power steering pump bracket adaptor or spacer	BRP 1631
3/8" Thick power steering pump bracket adaptor or spacer	BRP 1633
1/2" Thick power steering pump bracket adaptor or spacer	BRP 1633-1
5/8" Thick power steering pump bracket adaptor or spacer	BRP 1634



Small Block Chevrolet - Head Mount

DESCRIPTION	RED P/N	BLACK P/N
Small Block Chevrolet cylinder head power steering pump bracket kit	BRP 277	BRP 277BK
Small Block Chevrolet head bracket only	BRP 275	BRP 275BK
Replacement Nut Retainer Plate	BRP 275-1	
Replacement Square Nut	BOL 057C	
Spacer Between bracket and cylinder head (.380" thick X 3/8" hole)	BRP 277S	
3/16" Long Spacer, 3/8" Hole - 2 required	BRP 275-2	



Small Block Chevrolet Block Mount

DESCRIPTION	RED P/N	BLACK P/N
Small Block Chevrolet power steering bracket kit	BRP 268	BRP 268BK
Replacement Square Nut - 5/16"-18NC		BOL 057C



Small Block Chevrolet Head Mount - Electric Water Pump

DESCRIPTION	RED P/N	BLACK P/N
Small Block Chevrolet head mount power steering bracket		BRP 9292
604 Crate power steering bracket		BRP 9542



Small Block Ford V Pulley - Head Mount

DESCRIPTION	RED P/N	BLACK P/N
Small Block Ford V-Pulley power steering pump bracket kit	BRP 936	
Small Block Ford V-Pulley bracket only	BRP 935	BRP 935BK
Spacer from bracket and cylinder head (4.885" long)	BRP 934	



Small Block Ford Serpentine Pulley - Head Mount

DESCRIPTION	BLACK P/N
Small Block Ford Serpentine Head mount power steering bracket kit	BRP 1421BK
Small Block Ford Serpentine Mount only	BRP 935BK
Spacer from bracket and cylinder head (.850" O.D. X 2 1/2" L - 7/16" hole)	BRP 499BK




Power Steering Block Mount Bracket Spacers

DESCRIPTION	RED P/N
1/8" Thick BB/SB Wet Sump- Block Mount Power Steering Spacer	BRP 270
1/4" Thick BB/SB Wet Sump- Block Mount Power Steering Spacer	BRP 270-1
3/8" Thick BB/SB Wet Sump- Block Mount Power Steering Spacer	BRP 270-2

STEERING & QUICK RELEASES

GM POWER STEERING BOX FITTINGS



GM Power Steering Fittings - 80 & up

DESCRIPTION	P/N
Small 16mm-1.50 O-Ring Style to AN6 (return)	ALL 48210
Large 18mm-1.50 O-Ring Style to AN6 (pressure)	ALL 48212

GM Power Steering Fittings - up to '79

DESCRIPTION	P/N
Small 5/8"-18 to AN6 (return)	ALL 48215
Large 11/16"-18 to AN6 (pressure)	ALL 48217

DESCRIPTION	P/N
Small 14mm-1.50 O-Ring Style to AN6	ALL 48211
9/16"-18 O-Ring Style to AN 6	ALL 48214

Did You Know...

Synthetic power steering fluid is formulated to reduce foaming!

POWER STEERING FLUID / FILTERS



BRP 585

Power Steering Filter

DESCRIPTION	P/N
Power Steering Filter Assembly - AN10 IN AND OUT (can be used for power steering or fuel)	BRP 585
Replacement Stainless Steel Filter Only	ALL 40222
AN6 Power Steering Cooler	ALL 52102



SWE 301-30179



CHO 4182H



MAX 89-01901S

Power Steering Fluid

DESCRIPTION	P/N
Sweet Power Steering Fluid (1 quart)	SWE 301-30179
Sweet Power Steering Fluid (case of 6 quarts)	SWE 301-30178
Champion Power Steering Fluid (1 quart)	CHO 4182H
Maxima Power Steering Fluid (1 quart)	MAX 89-01901S

CENTER STEER KNEE GUARDS



BRP 9046



BRP 9591

DESCRIPTION	P/N
Padded Center Steer Knee Guard	BRP 9046
Half Box Knee Guard (Only Required for Half Boxes)	BRP 9591

Did You Know...

BRP 9046 will fit almost all steering boxes! It is covered in high density padding to stop your knees from hitting the steering box on rough tracks or impacts.

STEERING BOX MOUNTS

Center Steering Box Mounts

DESCRIPTION	RED P/N	BLACK P/N
Center Steering Hanger Assembly for Standard Chassis	BRP 274	BRP 274BK
Center Steering Hanger Assembly for Driver Back Chassis	BRP 274-6	BRP 274-6BK
Replacement 4" Standard Strap (sold each)	BRP 274-2	BRP 274-2BK
Replacement 6" Driver Back Strap (sold each)		BRP 274-3

Side Steering Box Mount

DESCRIPTION	RED P/N	BLACK P/N
3" Bolt Spacing Side Steering Box Mount (TEO STYLE)	BRP 273	BRP 273BK
2 1/2" Bolt Spacing Side Steering Box Mount (BRP Cars)	BRP 215	BRP 215BK
3" Bolt Spacing Non Binding Steering Box Mount (TEO STYLE)		BRP 9303
2 1/2" Bolt Spacing Non Binding Steering Box Mount (BRP cars)		BRP 9298

Box mount without Right Side Tube


DESCRIPTION	P/N
Right Mounting Plate - 2 1/4" I.D. (KSE / GME / PROFILE) middle or back mounting location	BRP 9044
Right Mounting Plate - 2 1/4" I.D. (KSE / GME / PROFILE) front mounting location only	BRP 9639
Right Mounting Plate - 2" I.D. (PROFILE / NIELDS) middle or back mounting location	BRP 9045
Right Mounting Plate - 2" I.D. (PROFILE / NIELDS) front mounting location only	BRP 9638
Upper Steel Weld On Chassis Tab	CHA 216
Lower Steel Weld On Chassis Tab	CHA 215
1 1/8" Long Spacer - For half boxes with right side bells (goes between weld on tab and 9044/9639) 4 req.	BRP 9674



BRP 274



BRP 274-6BK



BRP 215



BRP 9303



BRP 9298



BRP 9044



BRP 9639

MODIFIED STEERING BOXES



Profile Steering Boxes

DESCRIPTION	P/N
Profile Aluminum Full Steering Box-190 Spool Valve (12:1 Ratio)	PRF PRO
Profile Steel Full Steering Box Light Spool Valve (14:1 Ratio)	PRF BOX-190
Profile Aluminum Full Steering Box - 190 Spool Valve (9:1 Ratio)	PRF PRO-9
Profile Aluminum Half Steering Box - 190 Spool Valve (9:1 Ratio)	PRF 91230BM-1/2

Profile Rebuild Parts

DESCRIPTION	P/N
Seal Kit	PRF KIT
Right Side Tube for Steering Box	BRP PROFILE
Aluminum Box Fittings -both fittings (comes with o-ring)	XRP 980006
Replacement O-Ring for XRP 980006	NIA 112
Steel Box Return Fitting (commonly red) Small 5/8" -18 Flare type	ALL 48215
Steel Box Pressure Fitting (commonly blue) Large 1 1/16" - 16 Flare type	ALL 48217
GM Power Steering Fitting '80 and up M16 X 1.5 with O-Ring	ALL 48210
GM Power Steering Fitting '80 and up M18 X 1.5 with O-Ring	ALL 48212
Aluminum Box - Sector Shaft	PRF SECTOR
Steel Box - Sector Shaft	PRF SECTOR-STEEL



GME Steering Boxes

DESCRIPTION	P/N
GME Aluminum Half Box - 9:1 Ratio	GME GA951850NH
GME Aluminum Full Box - 9:1 Ratio	GME GA951850NF
GME Aluminum Full Box - 12:1 Ratio	GME GA125183NF
GME Aluminum Half Box - 12:1 Ratio	GME GA125183NH

GME Rebuild Parts

DESCRIPTION	P/N
GME Gear Seal Kit	GME 135-01
GME 9:1 Sector Shaft	GME 135-02

Did You Know...
Steel Boxes weigh 34.3 pounds,
Aluminum boxes weigh 29.6 pounds.



POWER STEERING RESERVOIRS



Did You Know...

This has a billet end and cap with an o-ring. No more wornout stamped caps and ends- This one will be the only one you will buy!

FIG	DESCRIPTION	P/N
1	Aluminum round tank with billet cap (no mount)	BRP 563
2	Mounting bracket for round tank to mount on horizontal tubing	BRP 564
3	Aluminum round tank with flat mounting bracket and billet cap	BRP 563B
4	Replacement billet cap for BRP 563 & BRP 563B - RED	BRP 563F
4	Replacement billet cap for BRP 563 & BRP 563B - BLACK	BRP 563FBK
-	Replacement O-Ring for BRP 563F billet cap	NIA 216
5	Mounting plate for BRP 563B (common on DIRT Modifieds)	BRP 562M
6	Cockpit Mounted Power Steering Tank	BRP 9372
7	Replacement Twist Lock Power Steering / Dry Sump Tank Cap	ALL 36124
8	Art's Steering Box Mounted Power Steering Reservoir	ART 100504
9	KRC Power Steering Reservoir Bolt On, Elite Series Pump	KRC 91312000

STEERING & QUICK RELEASES

STEERING ROD ENDS AND SUPPORT BEARINGS

Did You Know...
Made Oversized for 3/4" shaft- no hassles, no sanding!



.007" Oversized Rod Ends

rod end will slide over 3/4" shaft

DESCRIPTION	P/N
Steel Rod End	AFC 10400
3/4" F Steel Jam Nut	BRP 788
3/4" F Alum. Jam Nut	BRP 772
Oversize Rod End Kit	ALL 52132



Firewall/Midplate Support Bearing

DESCRIPTION	P/N
.750" Support Bearing	ALL 52130
.757" Support Bearing	AFC 30321

Did You Know...
Steering shaft tubing is available in different lengths. You can cut the shaft to desired length to make a custom steering shaft! SEE CHART BELOW FOR LENGTHS

STEERING SHAFT TUBING AND MOUNTS



BRP 9151



12 GAUGE STEEL

BRP 5108

DESCRIPTION	P/N
11" Long - Multi Slot Steering Shaft Mount	BRP 5108
10" Long - Multi Slot Steering Shaft Mount	ALL 52126
3/4" X .120" wall DOM steering shaft 18" Long	BRP 197
3/4" X .120" wall DOM steering shaft 36" Long	BRP 198
3/4" X .120" wall DOM steering shaft 48" Long	BRP 199
3/4" X .120" wall DOM steering shaft 72" Long	BRP 199-1
Weld on .760" ID X 2 1/2" long shaft coupler for 3/4" tubing	BRP 9151


STEERING SHAFT COLLARS



DESCRIPTION	P/N
5/8" Shaft Collar, plain - sold each	BRP 181A
3/4" Shaft Collar, plain - pkg of 2	BRP 181-1A
3/4" Shaft Collar, black - pkg of 2	BRP 181-1ABK

Did You Know...
These aluminum collars mount on the steering shaft with set screws to keep the shaft from sliding. Also, file a small flat on the steering shaft so it doesn't gall the shaft!


STEERING QUICKENERS



DESCRIPTION	P/N
1.5:1 Ratio	HOW 5225
2:1 Ratio	HOW 522B2

Did You Know...
Both sides of the steering quickener are 3/4" X 36 Spline.

UNIVERSAL JOINTS AND COUPLERS




U-JOINT

COUPLER

APPLICATION	SPLINE A	DESCRIPTION	SPLINE B	U-JOINT P/N	COUPLER P/N
Smooth	3/4" Smooth		3/4" Smooth	SWE 401-50606	
Stiletto Spline (.620)	3/4" Smooth		5/8" 36 Spline	SWE 401-50607	
Smooth	3/4" Smooth		5/8" Smooth	SWE 401-50608	
Sweet Spline / Sweet Rack	3/4" Smooth		3/4" 48 Spline	SWE 401-50610	SWE 301-30100
Chevy Power / Sweet Steering Box	3/4" Smooth		13/16" 36 Spline	SWE 401-50611	SWE 301-30110
Chevy Manual / Pinto Power / Howe	3/4" Smooth		3/4" 36 Spline	SWE 401-50612	SWE 301-30120
Pinto Manual	3/4" Smooth		9/16" 26 Spline	SWE 401-50613	SWE 301-30130
Vega Spline (.600)	3/4" Smooth		5/8" 36 Spline	SWE 401-50614	SWE 301-30140
New Chevy Power / Appleton	3/4" Smooth		3/4" 30 Spline	SWE 401-50615	SWE 301-30150
Chevy Column	3/4" Smooth		1" 48 Spline	SWE 401-50618	
Double D	3/4" Smooth		3/4" Double D	SWE 401-50619	
Smooth	5/8" Smooth		5/8" Smooth	SWE 401-50808	
Double D Both Ends	3/4" Double D		3/4" Double D	SWE 401-51919	
3/4" Double D to 36 Spline	3/4" Double D		3/4" 36 Spline	SWE 401-51219	
3/4" 36 Spline to 36 Spline	3/4" 36 Spline		3/4" 36 Spline	SWE 401-51212	
5/8" Smooth to 36 Spline	5/8" Smooth		5/8" 36 Spline	SWE 401-50814	
9/16" 26 Spline to 3/4" Double D	9/16" 26 Spline		3/4" Double D	SWE 401-51319	

ROD ENDS



ROD END SPECS			COMMERCIAL GRADE ZINC 1 PIECE		MOLY 1 PIECE BLACK OXIDE		PRECISION GRADE ZINC 2 PIECE		AIRCRAFT GRADE 4130 ZINC PLATED		ALUMINUM ROD END ANODIZED RED	
BORE	SHANK	TYPE	LH THREAD	RH THREAD	LH THREAD	RH THREAD	LH THREAD	RH THREAD	LH THREAD	RH THREAD	LH THREAD	RH THREAD
3/16"	3/16"F	Male	BRE 1031L	BRE 1031R								
	3/16"F	Female	BRE 1032L	BRE 1032R								
1/4"	1/4"F	Male	BRE 1041L	BRE 1041R								
	1/4"F	Female	BRE 1042L	BRE 1042R								
	1/4"F	Stud/Fem.	BRE 1042LS	BRE 1042RS								
5/16"	5/16"F	Male	BRE 1051L	BRE 1051R								
	5/16"F	Female	BRE 1052L	BRE 1052R								
	3/8"F	Male					BRE 4061L	BRE 4061R				
3/8"	3/8"F	Male	BRE 1061L	BRE 1061R			BRE 2061L	BRE 2061R				
	3/8"F	Female	BRE 1062L	BRE 1062R								
	7/16"F	Male					BRE 4071L	BRE 4071R				
7/16"	7/16"F	Male	BRE 1071L	BRE 1071R			BRE 2071L	BRE 2071R				
	7/16"F	Female	BRE 1072L	BRE 1072R								
	1/2"F	Male					BRE 4081L	BRE 4081R				
1/2"	1/2"F	Male	BRE 1081L	BRE 1081R	BRE 8081L	BRE 8081R	BRE 2081L	BRE 2081R			BRE 6081L	BRE 6081R
	1/2"F	Female	BRE 1082L	BRE 1082R			BRE 2082L	BRE 2082R				
	5/8"F	Male			BRE 5081L	BRE 5081R	BRE 4101L	BRE 4101R			BRE 7101L	BRE 7101R
5/8"	5/8"F	Male	BRE 1101L	BRE 1101R	BRE 5101L	BRE 5101R	BRE 2101L	BRE 2101R	BRE 3101L*	BRE 3101R*	BRE 6101L	BRE 6101R
	5/8"F	Female	BRE 1102L	BRE 1102R					BRE 3102L	BRE 3102R		
	3/4"F	Male					BRE 4121L	BRE 4121R				
3/4"	3/4"F	Male	BRE 1121L	BRE 1121R			BRE 2121L	BRE 2121R	BRE 3121L*	BRE 3121R*	BRE 6121L	BRE 6121R
	3/4"F	Female	BRE 1122L	BRE 1122R								


***NOTE: Add T for Teflon**

JAM NUTS




SIZE	THICKNESS	STEEL		ALUMINUM	
		RH THREAD	LH THREAD	RH THREAD	LH THREAD
3/16" F	7/32"	BRP 774	BRP 775		
1/4"F	7/32"	BRP 776	BRP 777		
5/16"F	1/4"	BRP 778	BRP 779		
3/8"F	1/4"	BRP 780	BRP 781		
7/16"F	1/4"	BRP 782	BRP 783	BRP 782A	
1/2"F	5/16"	BRP 784	BRP 785	BRP 784A	BRP 785A
5/8"F	3/8"	BRP 786	BRP 787	BRP 770	BRP 771
3/4"F	7/16"	BRP 788	BRP 789	BRP 772	BRP 773

STEEL COM BEARINGS



DESCRIPTION	P/N
1/2" I.D. COM Bearing	BRE COM8
5/8" I.D. COM Bearing	BRE COM10
3/4" I.D. COM Bearing	BRE COM12

STEEL CLEVIS



DESCRIPTION	P/N
5/8"F RH Thread, 3/8" hole with 3/8" wide slot	BRP 690
5/8"F LH Thread, 3/8" Hole with 3/8" wide slot	BRP 691

RADIUS RODS & TIE RODS



BRP 1090

1" O.D. Aluminum Radius Rod X 5/8" F threads

LENGTH	RED P/N	BLACK P/N
4"	BRP 1040	BRP 1040BK
6"	BRP 1060	BRP 1060BK
6 1/2"	BRP 1065	BRP 1065BK
7"	BRP 1070	
8"	BRP 1080	
8 1/2"	BRP 1085	
9"	BRP 1090	BRP 1090BK
10"	BRP 1100	
10 1/2"	BRP 1105	
11" (Rear LS Adjust. Inner Panhard)	BRP 1110	BRP 1110BK
11 1/2"	BRP 1115	BRP 1115BK
12" (Rear Panhard - Left Side)	BRP 1120	BRP 1120BK
12 1/2"	BRP 1125	
13"	BRP 1130	BRP 1130BK
13 1/2"	BRP 1135	BRP 1135BK
14"	BRP 1140	BRP 1140BK
14 1/2"	BRP 1145	BRP 1145BK
15" (Rear Panhard - Right Side)	BRP 1150	BRP 1150BK
15 1/2"	BRP 1155	BRP 1155BK
16"	BRP 1160	BRP 1160BK
16 1/2"	BRP 1165	BRP 1165BK
17"	BRP 1170	BRP 1170BK
17 1/2"	BRP 1175	
18"	BRP 1180	
18 1/2"	BRP 1185	
19"	BRP 1190	
19 1/2"	BRP 1195	BRP 1195BK
20 1/2"	BRP 1205	BRP 1205BK
21" (Front Panhard Bar)	BRP 1210	BRP 1210BK
21 1/2"	BRP 1215	
22"	BRP 1220	BRP 1220BK
22 1/2"	BRP 1225	BRP 1225BK
23"	BRP 1230	
23 1/2"	BRP 1235	
24"	BRP 1240	BRP 1240BK
24 1/2"	BRP 1245	BRP 1245BK
25" (Front Radius Rods)	BRP 1250	BRP 1250BK
25 1/2"	BRP 1255	
26"	BRP 1260	
26 1/2"	BRP 1265	BRP 1265BK
27"	BRP 1270	
27 1/2"	BRP 1275	
28"	BRP 1280	BRP 1280BK
28 1/2"	BRP 1285	BRP 1285BK
29"	BRP 1290	BRP 1290BK
29 1/2"	BRP 1295	

6" and 8" Lengths of Material are also available to make your own radius rods. See page 16 for details.

NOTE: All Lengths under 36" are anodized red or black, over 36" are polished.



BRP 9362

BRP 9371



BRP RR18

1 1/4" O.D. Aluminum Radius Rod X 5/8" F threads

LENGTH	RED P/N	BLACK P/N
15"	BRP RR15	
17"	BRP RR17	BRP RR17BK
17 1/2" (Left Rear Short Link)	BRP RR171/2	BRP RR171/2BK
18"	BRP RR18	BRP RR18BK
18 1/2" (Right Rear Short Link)	BRP RR181/2	BRP RR181/2BK
19"	BRP RR19	BRP RR19BK
19 1/2"	BRP RR191/2	
20"	BRP RR20	BRP RR20BK
20 1/2"	BRP RR201/2	
21"	BRP RR21	BRP RR21BK
21 1/2"	BRP RR211/2	BRP RR211/2BK
22"	BRP RR22	BRP RR22BK
22 1/2"	BRP RR221/2	BRP RR221/2BK
23"		BRP RR23BK
23 1/2"		BRP RR231/2BK
24"	BRP RR24	BRP RR24BK
24 1/2"	BRP RR241/2	BRP RR241/2BK
25" (HD Front Radius Rods)	BRP RR25	BRP RR25BK
25 1/2"	BRP RR251/2	BRP RR251/2BK
26"	BRP RR26	
26 1/2"	BRP RR261/2	
27"	BRP RR27	BRP RR27BK
27 1/2" (Left Rear Long Rod)	BRP RR271/2	BRP RR271/2BK
28"	BRP RR28	BRP RR28BK
28 1/2"	BRP RR281/2	BRP RR281/2BK
29"	BRP RR29	BRP RR29BK
29 1/2"		BRP RR291/2BK
30"	BRP RR30	BRP RR30BK
32"	BRP RR32	BRP RR32BK
32 1/2"	BRP RR321/2	BRP RR321/2BK

LENGTH	PLAIN P/N
44"	BRP RR44
45"	BRP RR45
45 1/2"	BRP RR451/2
46"	BRP RR46
46 1/2"	BRP RR461/2
47"	BRP RR47
47 1/2" (Tie Rod - Bert Spindles)	BRP RR471/2
48"	BRP RR48
48 1/2" (Tie Rod - BRP spindles)	BRP RR481/2
50"	BRP RR50
62"	BRP RR62
63"	BRP RR63
64"	BRP RR64
64" Bent (drag link standard car)	BRP RR64B
65"	BRP RR65
66"	BRP RR66
66" Bent (drag link driver back)	BRP RR66B
67"	BRP RR67
67 Bent	BRP RR67B
68"	BRP RR68
68 Bent	BRP RR68B
68 1/2"	BRP RR681/2

DESCRIPTION	P/N
Radius Rod Wrench For 1 1/4" Rods	BRP 9371
Radius Rod Length Setter - Used to set center to center length of radius rods	BRP 9362



BRP 75220

Did You Know...
Economy Radius Rods are not anodized and do not have tapers or flats on them.

ECONOMY RADIUS RODS
(AVAILABLE IN PLAIN ONLY)

3/4" O.D. Aluminum X 1/2" F Threads

LENGTH	P/N
8"	BRP 75080
8 1/2"	BRP 75085
9"	BRP 75090
13"	BRP 75130
13 1/2"	BRP 75135
14"	BRP 75140
14 1/2"	BRP 75145
16"	BRP 75160
17"	BRP 75170
22"	BRP 75220
24"	BRP 75240
25 3/4"	BRP 75257
26 3/4"	BRP 75267

1" O.D. Aluminum X 5/8" F Threads

LENGTH	P/N
14 1/2"	BRP 1000-145
15"	BRP 1000-150
21"	BRP 1000-210
25"	BRP 1000-250

1 1/4" O.D. Aluminum X 5/8" F Threads

LENGTH	P/N
25"	BRP R250
27"	BRP R270
27 1/2"	BRP R275

7/8" O.D. Chrome Moly Steel Radius Rods
1/2" F Threads (used for rear end bridge)

LENGTH	P/N
10"	BRP 78100
10 1/2"	BRP 78105
11"	BRP 78110
12"	BRP 78120
18"	BRP 78180

Spring Rod Radius Rods



BRP 1385-18

DESCRIPTION	RED P/N	BLACK P/N
5/8" F Thread X 5 1/2" Long Radius Rod	BRP 1385-5.5	
5/8" F Thread X 8" Long Radius Rod	BRP 1385-8	
5/8" F Thread X 8 1/2" Long Radius Rod	BRP 1385-8.5	
5/8" F Thread X 9" Long Radius Rod	BRP 1385-9	
5/8" F Thread X 15 1/2" Long Radius Rod	BRP 1385-151/2	BRP 1385-151/2BK
5/8" F Thread X 16" Long Radius Rod	BRP 1385-16	BRP 1385-16BK
5/8" F Thread X 17" Long Radius Rod	BRP 1385-17	BRP 1385-17BK
5/8" F Thread X 17 1/2" Long Radius Rod	BRP 1385-171/2	BRP 1385-171/2BK
5/8" F Thread X 18" Long Radius Rod	BRP 1385-18	BRP 1385-18BK
5/8" F Thread X 18 1/2" Long Radius Rod	BRP 1385-181/2	BRP 1385-181/2BK
5/8" F Thread X 19" Long Radius Rod	BRP 1385-19	BRP 1385-19BK
3/4" F Thread X 18" Long Radius Rod	BRP 1386-18	


SEE PAGE 38 FOR SPRING RODS



BRP 13180

1" O.D. Aluminum Radius Rod 3/4" F threads

LENGTH	RED P/N	LENGTH	RED P/N
6"	BRP 13060	21"	BRP 13210
9"	BRP 13090	22"	BRP 13220
10"	BRP 13100	23"	BRP 13230
11"	BRP 13110	23 3/4"	BRP 13237
12"	BRP 13120	24"	BRP 13240
13"	BRP 13130	24 3/4"	BRP 13247
14"	BRP 13140	26 1/4"	BRP 13262
15"	BRP 13150	27"	BRP 13270
16"	BRP 13160	28"	BRP 13280
17"	BRP 13170	30"	BRP 13300
18"	BRP 13180	32"	BRP 13320
18 1/2"	BRP 13185	34"	BRP 13340
19"	BRP 13190	34 1/2"	BRP 13345
20"	BRP 13200	36"	BRP 13360



Made From 1 1/8" X .065 Chrome Moly
BRP RR25SC

4130 Chrome Moly Steel
Ultra Light Radius Rods

LENGTH	BLACK P/N	CHROME P/N
22" 1" O.D. with 1/2" fine threads	BRP 1220S-1/2	
25" 1" O.D. with 1/2" Fine Threads	BRP 1250S-1/2	
15"		BRP 1150SC
21" (Front Panhard Bar)	BRP RR21S	BRP 1210SC
25" (Front Radius Rods)	BRP RR25S	BRP RR25SC
25 1/2"	BRP RR25 1/2S	BRP RR251/2SC
27"	BRP RR27S	
27 1/2" (Left Rear Radius Rod)	BRP RR271/2S	BRP RR271/2SC
28"	BRP RR28S	
46 1/2"	BRP RR46 1/2S	
47"	BRP RR 47S	
47 1/2" (Tie Rod for Bert Spindles)	BRP RR471/2S	
48 1/2" (Tie Rod for BRP Spindles)	BRP RR481/2S	BRP RR481/2SC
64" Bent (Drag Link - Standard Car)	BRP RR64BS	BRP RR64BSC
66" Bent (Drag Link - Driver Back Car)	BRP RR66BS	BRP RR66BSC
68" Bent	BRP RR68BS	

Hydraulic Spring Rod Radius Rods



BRP 9408-11.000

LENGTH	P/N
Hydraulic Spring Rod Radius Rod - 10 1/2"	BRP 9408-10.500
Hydraulic Spring Rod Radius Rod - 11"	BRP 9408-11.000
Hydraulic Spring Rod Radius Rod - 12 1/2"	BRP 9408-12.500
Hydraulic Spring Rod Radius Rod - 13"	BRP 9408-13.000
Hydraulic Spring Rod Radius Rod - 13 3/4"	BRP 9408-13.750

NOTE: only available in black anodize
SEE PAGE 37 FOR HYDRAULIC SPRING RODS

ALUMINUM TAP TUBING



NOTE: We can only ship lengths up to 9 ft

Did You Know...
Tap tubing is ready to be tapped for all your custom projects. We also carry left and right handed taps. See below for more details.

DESCRIPTION	LENGTH	P/N
5/8" O.D. X .156" Wall 6061T6 - Taps 3/8"F	6 FT	BRP 4340-720
1" O.D. X .220" Wall 6061T6 - Taps 5/8"F	6 FT	BRP 1000
1" O.D. X .220" Wall 6061T6 - Taps 5/8"F	8 FT	BRP 1000-8
1 1/4" O.D. X .330" Wall 6061T6 - Taps 5/8"F	6 FT	BRP RR72
1 1/4" O.D. X .330" Wall 6061T6 - Taps 5/8"F	8 FT	BRP RR96

TAPS

PIPE THREAD	NPT P/N	FINE THREAD	LEFT HAND P/N	RIGHT HAND P/N	COURSE THREAD	LEFT HAND P/N	RIGHT HAND P/N
1/8"-27 NPT	ALL 11056	1/4"-28 UNF	BRT TO428L	ALL 11061	1/4"-20 UNC		ALL 11060
1/4"-18 NPT	ALL 11057	5/16"-24 UNF	BRT TO524L	BRT TO624R	5/16"-18 UNC		
3/8"-18 NPT	ALL 11058	3/8"-24 UNF	BRT TO624L	ALL 11063	3/8"-16 UNC		ALL 11062
1/2"-14 NPT	ALL 11059	7/16"-20 UNF	BRT TO720L	N/A	7/16"-14 UNC		
		1/2"-20 UNF	ALL 11065	ALL 11064	1/2"-13 UNC		
		5/8"-18 UNF	ALL 11067	ALL 11066	5/8"-11 UNC		
		3/4"-16 UNF	ALL 11069	ALL 11068	3/4"-10 UNC		



Did You Know...
Steel tubing up to 9 feet can be shipped by UPS. Cutting charges will be assessed on pieces less than 9 feet.

STEEL TUBING

NOTE: We can only ship lengths up to 9 ft



TUBING SIZE	1020 DOM	4130 CHROMEMOLY	ERW
1" X .065" Wall	MAT 1.00X065DOM	MAT 1.00X065CM	MAT 1.00X065ERW
1" X .095" Wall	MAT 1.00X095DOM	MAT 1.00X095CM	MAT 1.00X095ERW
1 1/8" X .065" Wall		MAT 1.125X065CM	
1 1/8" X .095" Wall		MAT 1.125X095CM	
1 1/8" X .120" Wall	MAT 1.125X120DOM		
1 1/4" X .065" Wall	MAT 1.25X065DOM	MAT 1.25X065CM	MAT 1.25X065ERW
1 1/4" X .095" Wall	MAT 1.25X095DOM	MAT 1.25X095CM	MAT 1.25X095ERW
1 1/2" X .095" Wall	MAT 1.50X095DOM	MAT 1.50X095CM	MAT 1.50X095ERW
1 1/2" X .120" Wall	MAT 1.50X120DOM	MAT 1.50X120CM	MAT 1.50X120ERW

See page 118 for caps or plugs for varying tubing sizes

WELD IN RADIUS ROD TAPPED SLUGS

Tapped Weld In Bungs



THREAD	SLUG FITS INSIDE TUBING DIAMETER	P/N
1/2"-20F X RH	1" X .065" Wall	BRP 1496
1/2"-20F X LH	1" X .065" Wall	BRP 1497
1/2"-20F X RH	1" X .120" Wall	BRP 1488
1/2"-20F X LH	1" X .120" Wall	BRP 1489
5/8"-18F X RH	1 1/8" X .065" Wall	BRP 1486
5/8"-18F X LH	1 1/8" X .065" Wall	BRP 1487
5/8"-18F X RH	1 1/8" X .120" Wall	BRP 1490
5/8"-18F X LH	1 1/8" X .120" Wall	BRP 1491
3/4"-16F X RH	1 1/8" X .065" Wall	BRP 1494
3/4"-16F X LH	1 1/8" X .065" Wall	BRP 1495
3/4"-16F X RH	1 1/4" X .095" Wall	BRP 1492
3/4"-16F X LH	1 1/4" X .095" Wall	BRP 1493

Tapped Radius Rod Chassis Slugs

DESCRIPTION	P/N
1/2" X 3/4" O.D. Tapped Radius Rod Slug 2 1/4" Long with machined taper (front radius rods)	BRP 1514
5/8" X 7/8" O.D. Tapped Radius Rod Slug 2 1/4" Long (Left Rear Bottom 2 X 4 Slug)	CHA 206
5/8" X 7/8" O.D. Tapped Radius Rod Slug 2 3/4" Long (Rear Radius Rod Slugs)	CHA 207
1/2" X 3/4" O.D. X 1 3/4" Long Tapped Slug	CHA 31

NON TAPPED Radius Rod Chassis Slugs

DESCRIPTION	P/N
5/8" O.D. X 3/8" I.D. X 3/4" Long Weld Slug	CHA 20
1" O.D. X 1/2" I.D. X 1" Long Weld Slug	CHA 28
3/4" O.D. X 1/2" I.D. X 2 3/4" Long Weld Slug	CHA 49
3/4" O.D. X 1/2" I.D. X 2" Long Weld Slug	BRP 1607
7/8" O.D. X 5/8" I.D. X 3" Long Weld Slug	BRP 1609

STEEL REDUCER BUSHINGS



NOTE: May be zinc plated gold or black

O.D.	I.D.	LENGTH	P/N
1/2"	3/8"	.625"	BRP 748
5/8"	1/2"	.500"	BRP 758
5/8"	1/2"	.750"	BRP 750
5/8"	1/2"	1.25"	BRP 754
5/8"	1/2"	1.625"	BRP 492
5/8"	1/2"	2.00"	BRP 484
5/8"	1/2"	2.50"	BRP 493

O.D.	I.D.	LENGTH	P/N
3/4"	1/2"	.750"	BRP 752
3/4"	5/8"	.750"	BRP 751

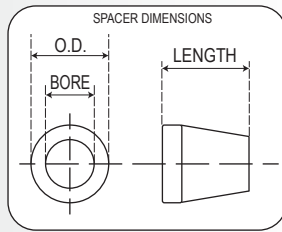
Did You Know...
Steel reducer bushings allow you to adapt larger rod ends to smaller diameter bolts.

ALUMINUM REDUCER SPACERS



O.D.	I.D.	SPACER WIDTH	P/N
3/8"	5/16"	1/8"	BRP 4060
1/2"	3/8"	1/4"	BRP 4058
7/8"	3/8"	1/4"	BRP 4056

STEEL TAPERED SPACERS



LENGTH	7/8" O.D. 1/2" BORE	1" O.D. 1/2" BORE	1" O.D. 5/8" BORE	1" O.D. 7/8" BORE	1 1/8" O.D. 3/4" BORE
1/4"	BRP 718		BRP 724		BRP 733
1/2"	BRP 719		BRP 721		BRP 734
5/8"					
3/4"	BRP 720				
1 1/4"		BRP 720-1			
2 1/4"			BRP 735		

Did You Know...

BRP 755 spacer is used to space the tie rod and drag link away from steering arm

ALUMINUM TAPERED SPACERS



LENGTH	1" O.D.		1 1/4" O.D.			1 1/2" O.D.
	1/2" BORE	5/8" BORE	1/2" BORE	5/8" BORE	3/4" BORE	5/8" BORE
1/2"	BRP 730	BRP 736			BRP 760	
5/8"	BRP 483	BRP 722				
3/4"	BRP 730-1	BRP 736-1			BRP 762	
1"	BRP 731	BRP 737	BRP 742	BRP 746	BRP 763	BRP 755
1 1/4"		BRP 739				
1 1/2"	BRP 732	BRP 738		BRP 747		
1 3/4"		BRP 436				
2 1/4"		BRP 437				

ALUMINUM SPACERS

Misc. Aluminum Spacers

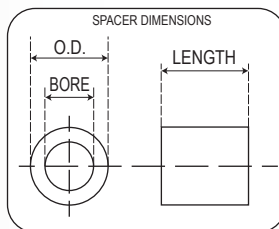
LENGTH	BORE	O.D.	P/N
.125"	.410"	.770"	BRP 433S
.050"	.377"	.800"	BRP 9072
.625"	.377"	.800"	BRP 9073
1.425"	.377"	.800"	BRP 9074
.380"	.380"	.625"	BRP 277S
.180"	.625"	.750"	BRP 950S
.1875"	.380"	.625"	BRP 275-2
.375"	.348"	.875"	BRP 4053
.375"	.4375"	.875"	BRP 4056
1.875"	.375"	.800"	BRP 9137
2.50"	.4375"	.850"	BRP 499P
.375"	.625"	1.00"	BRP 766
.500"	.625"	1.00"	BRP 767
.500"	.250"	.500"	BRP 9672
1.125"	.390"	.812"	BRP 9674
.750"	.500"	.750"	BRP 498



3/8" I.D. Flat Aluminum Spacers

- 5/8" O.D. (all others have 13/16" O.D.)

LENGTH	3/8" HOLE - 13/16" O.D.		
	PLAIN	RED	BLACK
1/8"	BRP 705		
3/16"	BRP 706		
1/4"	BRP 707		
5/16"	BRP 708		
3/8"	BRP 709		
7/16"	BRP 711		
1/2"	BRP 710		
5/8"	BRP 497P	BRP 497	BRP 497BK
3/4"	BRP 491P	BRP 491	BRP 491BK
1.25"	BRP 494P	BRP 494	
1 1/2"	BRP 4065		
1.62"	BRP 481P	BRP 481	
2"	BRP 480P	BRP 480	
2 1/2"	BRP 485		
3 1/2"	BRP 9558		



1/2" I.D. Flat Aluminum Spacers

LENGTH	1/2" HOLE - 1" O.D.		
	PLAIN	RED	BLACK
1/8"	BRP 712P	BRP 712	
3/16"	BRP 713P	BRP 713	
1/4"	BRP 714P	BRP 714	BRP 714BK
5/16"	BRP 715P	BRP 715	
3/8"	BRP 716P	BRP 716	BRP 716BK
7/16"	BRP 743		
1/2"	BRP 717P		
9/16"	BRP 4555P	BRP 4555	
5/8"	BRP 717-1P	BRP 717-1	BRP 717-1BK
.700"	BRP 693		
3/4"	BRP 693-1P	BRP 693-1	BRP 693-1BK
.800"		BRP 693-2	
.845"		BRP 693-3	
1"	BRP 726P	BRP 726	BRP 726BK
1.16"	BRP 696		
1.195"	BRP 4556P	BRP 4556	
1.313"		BRP 4558	
1.785"		BRP 4557	
1 7/8"	BRP 697P	BRP 697	BRP 697BK
2"	BRP 482P	BRP 482	BRP 482BK
2 1/8"	BRP 9013P	BRP 9013	
2.20"	BRP 4317P	BRP 4317	
2 1/4"	BRP 698P	BRP 698	BRP 698BK
2 1/2"	BRP 9014P	BRP 9014	
3"			BRP 9580A
3.30"		BRP 931	
3 1/2"	BRP 699P	BRP 699	BRP 699BK
4"	BRP 704		
4.085"	BRP 934P	BRP 934	
4 7/8"	BRP 694		
5 1/4"	BRP 692		

STEEL SPACERS



LENGTH	I.D.	O.D.	P/N
2 1/2"	5/8"	1"	BRP 427-4
3 1/8"	5/8"	1"	BRP 9103

STREET STOCK BUMPERS

STREET STOCK FRONT BUMPERS



Monte Carlo Front Bumpers

DESCRIPTION	P/N
Monte Carlo 1 Piece Front Bumper - WHITE	PBI 211040
Monte Carlo 1 Piece Front Bumper - BLACK	PBI 212040

Camaro Front Bumpers

DESCRIPTION	P/N
Camaro Upper Front Bumper - BLACK	HOW B722
Camaro Lower Front Bumper - BLACK	HOW B824

STREET STOCK REAR BUMPERS



Monte Carlo Rear Bumpers

DESCRIPTION	P/N
Monte Carlo 1 Piece Rear Bumper - WHITE	PBI 211100
Monte Carlo 1 Piece Rear Bumper - BLACK	PBI 212100

RIVETS & DUCT TAPE



2" Wide x 180' Racer Tape

COLOR	P/N
Red	ISC RT3001
Blue	ISC RT3002
Yellow	ISC RT3003
Black	ISC RT3004
Silver	ISC RT3005
White	ISC RT3006
Orange	ISC RT3008
Purple	ISC RT3010

2" Wide Gaffers Tape

COLOR	150 FT ROLL	45 FT ROLL
Flourescent Yellow	ISC RT9203NDF	ALL 14148
Flourescent Green	ISC RT9207NDF	ALL 14145
Flourescent Pink	ISC RT9208NDF	ALL 14146
Flourescent Orange	ISC RT9210NDF	ALL 14147
Matte Black	ALL 14253	

1" Wide Gaffers Tape

COLOR	150 FT ROLL
Flourescent Yellow	ALL 14248
Flourescent Pink	ALL 14246
Flourescent Orange	ALL 14247

SEE PAGES 186 - 188 FOR MORE FASTENERS

Did You Know...

"Ultimate" rivets are just like regular rivets, but they feature some of the latest technology to make them better! They don't require a backup washer, they are able to fill oversized holes, and have a large blind side foot print so the riveted materials stay tighter! Definitely a MUST in any racers toolbox!

NOTE: ALL RIVETS COME IN BOXES OF 250

1/8" SMALL HEAD RIVETS

WHITE	SILVER	BLACK	RED	BLUE	YELLOW
	BRB 1825	ALL 18193			

3/16" SMALL HEAD RIVETS

WHITE	SILVER	BLACK	RED	BLUE	YELLOW
BRB 1025	BRB 725	BRB 1925	BRB 825		BRB 925

3/16" SMALL HEAD "ULTIMATE" RIVETS


WHITE	SILVER	BLACK	RED	BLUE	YELLOW
BRB 1025-URR	BRB 725-URR	BRB 1925-URR	BRB 825-URR	BRB 525-URR	BRB 925-URR

3/16" LARGE HEAD RIVETS

WHITE	SILVER	BLACK	RED	BLUE	YELLOW
BRB 1225	BRB 1125	BRB 1525	BRB 1725	BRB 1425	BRB 1625

3/16" LARGE HEAD "ULTIMATE" RIVETS

WHITE	SILVER	BLACK	RED	BLUE	YELLOW
BRB 1225-URR	BRB 1125-URR				



BRB 1725

Backup Washers

DESCRIPTION	P/N
Package of 500 3/16" Backup Washers	ALL 18202
Package of 500 1/8" Backup Washers	ALL 18200

Air Rivet Gun

DESCRIPTION	P/N
Allstar Air Operated Rivet Gun, 3/32" - 3/16" O.D. Rivets, Yellow	ALL 18207
Replacement Jaws for ALL 18207 Rivet Gun	ALL 18209



SWIVEL STABILIZER EYES

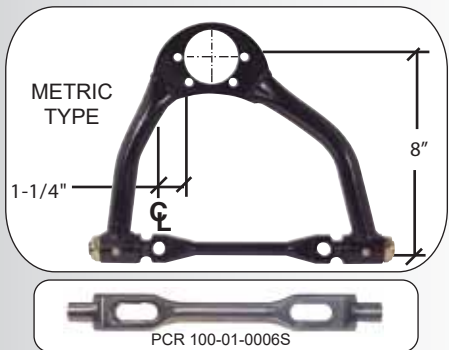
DESCRIPTION	P/N
Aluminum Assembly- 7/8" Threads Swivel Eye	BRP 6185
Replacement Aluminum Eye	BRP 6186
Replacement Aluminum Shaft- 7/8" Threads	BRP 6187
Steel Assembly- 7/8" Threads	BRP 6188
Replacement Steel Eye	BRP 6189
Replacement Steel Shaft- 7/8" Threads	BRP 6190
7/8" weld nut	BRP 6191

DESCRIPTION	P/N
1/4" detent ball	BRP 509008
3/8" detent ball	BRP 509009
Solid Aluminum eye bolt -7/8" Threads	BRP 6180
Solid Steel eye bolt- 7/8" Threads	PCR 100-2815
7/8" Jam Nut	BRP 6182

UPPER CONTROL ARMS




Keyser Manufacturing 4 Bolt Upper Control Arms



LENGTH	APPLICATION	STEEL P/N
7 1/2"	Metric Right Side - Small Ball Joint	100-06-0720RHS-1
8"	Upper Control Arm	100-05-0800
8"	Camaro Upper Control Arm	100-05-0800S
8"	Metric Right Side - Small Ball Joint	100-06-0800RHS-1
8"	Metric Right Side - Big Ball Joint	100-06-0800RHS
8 1/2"	Camaro Upper Control Arm	100-05-0820S
8 1/2"	Metric Left Side - Small Ball Joint	100-06-0820LHS-1
8 1/2"	Metric Left Side - Big Ball Joint	100-06-0820LHS
9"	Camaro Upper Control Arm	100-05-0900S
9"	Metric Left Side - Small Ball Joint	100-06-0900LHS-1
9"	Metric Left Side - Big Ball Joint	100-06-0900LHS
9 1/2"	9 1/2" Camaro Upper Control Arm	100-05-0920S
9 1/2"	Metric Left Side - Big Ball Joint	100-06-0920LHS
10"	10" Camaro Upper Control Arm	100-05-1000S

DESCRIPTION	P/N
Steel Metric Cross Shaft Assembly (6-7/8" center)	100-01-0006S
Plate for K5208 Ball Joint	100-27-162A
Ball Joint Plate	100-201-040

ADJUSTABLE CROSS SHAFTS



DESCRIPTION	5/8" END	3/4" END
Steel Assembly	BRP 5200	BRP 5211
Aluminum Assembly	BRP 5200A	N/A
Steel Shaft Only	BRP 5201	BRP 5212
Aluminum Shaft Only	BRP 5201A	N/A

DESCRIPTION	5/8" END	3/4" END
Monoball Bearing	BRE COM10	BRE COM12
Bearing Retainer Housing	BRP 5202	BRP 5213
Steel Spacer	BRP 721	BRP 734
Snap Ring	BOL 1300-112	BOL 1300-137

Offset Camber Adjustable Bushings for 5200/5201/5211/5212 Cross Shaft


Did You Know...

Offset camber bushings are available with 1/2" holes and 9/16" holes... be sure to order the correct size!



DEGREE OF OFFSET	ALUMINUM 1/2" HOLE	ALUMINUM 9/16" HOLE	STEEL
0	BRP 5204	BRP 5204-9/16	
1/16"	BRP 5205	BRP 5205-9/16	
1/8"	BRP 5206	BRP 5206-9/16	
3/16"	BRP 5207	BRP 5207-9/16	
1/4"	BRP 5208	BRP 5208-9/16	
5/16"	BRP 5209	BRP 5209-9/16	
3/8"	BRP 5210	BRP 5210-9/16	
No Hole			BRP 5220

ALUMINUM CROSS SHAFTS



DESCRIPTION	P/N
11 1/4" Aluminum Cross shaft (holes 6" center to center)	BRP 5198
.875" I.D. Bushing for BRP 5198 (sold each)	BRP 5196
11 1/2" Aluminum Cross shaft (no holes)	BRP 2011
1" I.D. Bushing for BRP 2011 (sold each)	BRP 2012

CONTROL ARM MOUNTS



DESCRIPTION	P/N
3/8" Steel Upper Control Arm Mounting Plate	BRP 2015
6" center to center	

Did You Know...
This Upper Control Arm Mount is made from 3/8" steel plate, has 6" hole centers and has 2 degrees of anti-dive.

BALL JOINT ADAPTOR BUSHING



DESCRIPTION	P/N
Adaptor Bushing- used to adapt ALL 56206 ball joint to ALL 56216 taper and works with most dirt spindles.	BRP 5166

UPPER BALL JOINTS



DESCRIPTION	ALLSTAR P/N	AFCO P/N
Most popular ball joint. Fits Shaw, Howe, WRC, Rayburn, Harris, & upper taper of pinto spindle (K6024)	ALL 56204	AFC 20031
Full size 71-84 Impala spindles, 71-81 Camaro & 73-84 Chevelle. Does not fit AFCO arm (K5208)	ALL 56220	AFC 20032
Used on IMCA cars to raise roll center. Fits AFCO upper A-arms (K6136)	ALL 56208	AFC 20032-1
64-72 Chevelle lower arm and spindle. Most popular IMCA modified application (K5103)	ALL 56210	AFC 20033
Fits Troyer & Howe mods. Also fits upper & lower taper in pinto spindle (same taper as AFC 20031) (MP1004)	ALL 56214	AFC 20034

LOWER BALL JOINTS




DESCRIPTION	ALLSTAR P/N	AFCO P/N
Fits Troyer Upper and lower	PCR 100-3K719	
Most popular lower ball joint. Fits nearly all strut cars (K727)	ALL 56216	AFC 20036
Fits all Howe cars & wide type dirt cars. Also fits 71-76 Impala spindle (K6141)	ALL 56206	AFC 56038
Used on IMCA cars to raise roll centers. Fits Impala spindle and welds into stock lower control arm (K6117T)	ALL 56212	AFC 20038-1
S-10 joint used on some mini-stocks. Also fits 71-81 Camaro, 73-84 Chevelle, and 77-84 Impala (K6145T)	ALL 56218	AFC 20039

BALL JOINT SLEEVES



DESCRIPTION	P/N
Large threaded sleeve with flange. Fits AFC 20036 / ALL 56216 ball joint	ALL 56251
Large threaded sleeve. Fits AFC 20036 / ALL 56216 ball joint	BRP 5161
Small threaded sleeve. Fits AFC 20034 & PCR 100-3K719 ball joints	ALL 56250
Smooth bore sleeve. Fits ALL 56218 ball joint	BRP 5163
Smooth bore sleeve. Fits AFC 20038 / ALL 56206 ball joint	BRP 5164
Smooth bore sleeve. Fits ALL 56212	UBM 40-3308

CONTROL ARM BUSHINGS



BRP 5188
1.4" Diameter, 2.39" Long

BRP 5192
1.4" Diameter, 2.94" Long

BRP 5189
1.65" Diameter, 2.39" Long

BRP 5193
1.53" Diameter, 1.84" Long

BRP 5190
1.9" Diameter, 2.39" Long

BRP 5194
1.39" Diameter, 1.88" Long

BRP 5191
1.27" Diameter, 1.5" Long

BRP 5195
1.31" Diameter, 1.79" Long

LOWER

Steel Control Arm Bushings

DESCRIPTION	FRONT	REAR
'78 - '88 Monte Carlo / Malibu / Chevelle / Regal	BRP 5192	BRP 5189
'75 - '77 Monte Carlo / Malibu / Chevelle / Regal	BRP 5189	BRP 5190
'73 - '74 Monte Carlo / Malibu / Chevelle / Regal	BRP 5188	BRP 5190
'67 - '72 RB Monte Carlo / Malibu / Chevelle / Regal	BRP 5188	BRP 5189
'78 - '87 Cutlass / Grand Prix	BRP 5192	BRP 5189
'73 - '77 Cutlass / Grand Prix	BRP 5189	BRP 5190
'69 - '72 Cutlass / Grand Prix	BRP 5188	BRP 5188
'71 - '96 Caprice / Impala	BRP 5189	BRP 5190
'73 - '79 Camaro / Firebird / Trans-Am	BRP 5189	BRP 5190
'67 - '72 Camaro / Firebird / Trans-Am	BRP 5188	BRP 5189
'75 - '79 Nova	BRP 5189	BRP 5190
'68 - '74 Nova	BRP 5188	BRP 5189

UPPER

Steel Control Arm Bushings

DESCRIPTION	FRONT	REAR
'78 - '88 Monte Carlo / Malibu / Chevelle / Regal	BRP 5193	BRP 5193
'74 - '77 Monte Carlo / Malibu / Chevelle / Regal	BRP 5194	BRP 5195
'73 Monte Carlo / Malibu / Chevelle / Regal	BRP 5195	BRP 5195
'67 - '72 Monte Carlo / Malibu / Chevelle / Regal	BRP 5191	BRP 5191
'78 - '88 Cutlass / Grand Prix	BRP 5193	BRP 5193
'74 - '77 Cutlass / Grand Prix	BRP 5194	BRP 5195
'73 Cutlass / Grand Prix	BRP 5195	BRP 5195
'67 - '72 Cutlass / Grand Prix	BRP 5191	BRP 5191
'80 - '96 Caprice / Impala	BRP 5194	BRP 5194
'74 - '79 Caprice / Impala	BRP 5194	BRP 5195
'71 - '73 Caprice / Impala	BRP 5195	BRP 5195
'71 - 79 Camaro	BRP 5194	BRP 5195
'67 - '69 Camaro	BRP 5191	BRP 5191
'75 - '79 Firebird / Trans Am	BRP 5194	BRP 5195
'70 - '74 Firebird / Trans Am	BRP 5195	BRP 5195
'67 - '69 Firebird / Trans Am	BRP 5191	BRP 5191
'75 - '79 Nova	BRP 5194	BRP 5195
'68 - '74 Nova	BRP 5191	BRP 5191

TAPERED REAMERS



Did You Know...

Bicknell Racing Products also stocks many other tools! Check out the tool section of this catalog!

DESCRIPTION	APPLICATION	P/N
1 1/2" per foot Taper	Most Tie Rod, Shock eyes, and ball joint ALL 56204, ALL 56216 and PCR 100-3K719	ALL 11170
2" per foot Taper	Ball Joints ALL 56220, ALL 56218, ALL 56212 & ALL 56206	ALL 11172

NORTHEAST MODIFIED FRONT AXLES

Did You Know...
BRP axles are made from Chromemoly tubing. Don't be fooled by "imposter" front axles that may bend easily!

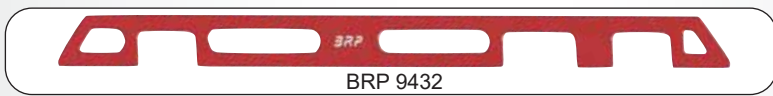


STYLE	LENGTH	P/N
Standard 50" Front Axle	50"	BRP EC50BOC
+4° LF Camber	50"	BRP EC50BOC-4
Standard 52" Front Axle	52"	BRP EC52BOC
+4° LF Camber	52"	BRP EC52BOC-4
+4° LF / -8° RF Camber	52"	BRP EC52BOC-8

ALL AXLES AVAILABLE POWDER COATED BLACK ONLY. ADD -03 TO END OF PART NUMBER

All front axles have .859" (Ford Style) King Pin Diameter, approx. 4° of caster split, bolt on axle brackets, and are unpainted.

FRONT AXLE ACCESSORIES



BRP 9432



BRP 7118

DESCRIPTION	P/N
Bicknell Ford .859" Bore eye end	BRP 7118
Set screws for Front Axles (sold each)	BOL 0603756F
Front Axle Checking Tool (allows checking of axle in car)	BRP 9432
Front Axle Bolt Kit - comes with all necessary bolts	BRP 408-5

FRONT AXLE KITS



All kits start with BRP EC52BOC front axle

EXAMPLE: BRP FE1223

BRP LINE CODE

"FE" stands for front end, and is the same for all kits.

SPINDLE / HUB OPTION

P/N	POSITION 1
1	BRP 9200 Spindle / BRP 4570 Hub
2	BRP 4588 Spindle / WIN 3266F Hub
3	BRP 4588 Spindle / BRP 9382 Hub

Caliper / Pad Selection:
1- No Calipers / Pads
2- BRP 170-1526 with PFC Pads

ADD "BK" For Black Bolt On Parts

AXLE COLOUR
0 - NO PAINT
3- POWDER COATED BLACK

Assembled or Kit Form:
1- All Parts Boxed in Kit
2- Assembled and ready to Bolt In

All kits start with BRP EC52BOC front axle

KIT #1

QTY	PART #	DESCRIPTION
2	BRP 9200	Spindles w/ kingpins
2	BRP 4570	Hubs
2	BRP 65W	10 7/8" X 3/8" Rotors
2	BRP 835	Hub Seal
2	BRP 828	Inner Bearing
2	BRP 829	Outer Bearing
2	BRP 831L	Locking Nut Assembly
1	BRP 1623	Panhard Mount
2	BRP 1505	Axles Brackets
1	BRP 209	LF Steering Arm
1	BRP 211	RF Steering Arm
1	BRP RR481/2	Tie Rod
1	BRE 2101L	Tie Rod Heim End
1	BRE 2101R	Tie Rod Heim End
1	BRP 786	Jam Nut
1	BRP 787	Jam Nut
2	BRP 18-2375	Caliper Bracket
1	BRP 408-5	Front End Bolt Kit

KIT #2

QTY	PART #	DESCRIPTION
2	BRP 4588	Spindles w/ kingpins
2	WIN 3266F	Hubs
2	BRP 67	12 X 3/8" Rotors
2	BRP 6225	Hub Seal
4	BRP 6224	Bearings
2	BRP 6230	Locking Nut Assembly
1	BRP 1623	Panhard Mount
2	BRP 1505	Axles Brackets
1	BRP 209	LF Steering Arm
1	BRP 211	RF Steering Arm
1	BRP RR481/2	Tie Rod
1	BRE 2101L	Tie Rod Heim End
1	BRE 2101R	Tie Rod Heim End
1	BRP 786	Jam Nut
1	BRP 787	Jam Nut
2	BRP 19	Caliper Bracket
1	BRP 408-5	Front End Bolt Kit

KIT #3

QTY	PART #	DESCRIPTION
2	BRP 4588	Spindles w/ kingpins
2	BRP 9382	Large Bearing Hubs
2	BRP 65W	10 7/8" X 3/8" Rotors
2	WIN 7284V	Hub Seal
4	BRP 6224	Bearings
2	BRP 6230	Locking Nut Assembly
1	BRP 1623	Panhard Mount
2	BRP 1505	Axles Brackets
1	BRP 9087	LF Ackerman Steering Arm
1	BRP 9140	RF Ackerman Steering Arm
1	BRP RR471/2	Tie Rod
1	BRE 2101L	Tie Rod Heim End
1	BRE 2101R	Tie Rod Heim End
1	BRP 786	Jam Nut
1	BRP 787	Jam Nut
2	BRP 9390	Caliper Bracket
1	BRP 408-5	Front End Bolt Kit


FRONT AXLE BRACKETS



DESCRIPTION	RED P/N	BLACK P/N
Bicknell Downtube 4 Bar Bolt on bracket- 7 1/4" bolt spacing		BRP 1502BK
Bicknell 2000 to present 4 Bar Bolt on bracket- 5 1/4" spacing	BRP 1505	BRP 1505BK
Bicknell 2000 to present 4 Bar Bolt on 2" drop bracket for Bilstein BGT Series Shocks (large nitrogen chamber)- 5 1/4" spacing	BRP 1501	BRP 1501BK


Did You Know...
BRP chassis use BRP 1505 axle brackets, and with Bilstein BGT series shocks you can also use BRP 1501 for added clearance.

NON BINDING FRONT AXLE BRACKETS



DESCRIPTION	P/N
Standard Non Binding Axle Bracket - 5 1/4" Bolt Spacing (replaces BRP 1505) - Anodized Black	BRP 9329BK
Drop Non Binding Axle Bracket - 5 1/4" Bolt Spacing (replaces BRP 1501) - Anodized Black	BRP 9330
Replacement Plastic Washer Only	BRP 9329D
Replacement Inner Bearing Only	BRP 9329C


Did You Know...
The non-binding axle bracket has a bearing in the bottom radius rod hole to make the right side radius rods "float". No more bound up rods!



Replaces BRP 1505/1505BK
USED ON RIGHT SIDE TO FREE UP RADIUS RODS

Replaces BRP 1501/1501BK
USED ON RIGHT SIDE TO FREE UP RADIUS RODS

FRONT PANHARD MOUNTS



Did You Know...
BRP chassis use BRP 1623 panhard mount, BRP 398 clamp, and takes a BRP 1210 panhard bar.

DESCRIPTION	RED P/N	BLACK P/N
Front Panhard Mount kit- 3 holes	BRP 1503	BRP 1503BK
Heavy Duty Front Panhard Mount kit- 2 holes	BRP 1623	BRP 1623BK

Kits come with mounting hardware

FRONT PANHARD MOUNT

Adjustable Front Panhard Mounts



DESCRIPTION	P/N
Front Adjustable Panhard Mount	BRP 9369
Replacement 1 3/4" Quick Change Pin (comes w/ washer and hitch pin)	BRP 9369C

Clamp On Front Panhard Mounts

DESCRIPTION	RED P/N	BLACK P/N
1 1/2" Front Panhard slider (for 2000-present cars)	BRP 398	BRP 398BK

FRONT PANHARD BAR & RADIUS RODS

Front Panhard Bars



See page 14-15 for more radius rods.

DESCRIPTION	RED P/N	BLACK P/N
Lightweight Aluminum Front Panhard Bar - 1" OD	BRP 1210	BRP 1210BK
Heavy Duty Aluminum Front Panhard Bar - 1-1/4" OD	BRP RR21	BRP RR21BK
Steel Front Panhard Bar - 1-1/4" OD		BRP RR21S



Front Radius Rods - 4 Required

DESCRIPTION	RED P/N	BLACK P/N
Lightweight Aluminum Front Radius Rods - 1" OD	BRP 1250	BRP 1250BK
Heavy Duty Aluminum Front Radius Rods - 1-1/4" OD	BRP RR25	BRP RR25BK
Steel Front Radius Rods - 1-1/8" OD		BRP RR25S

ALUMINUM STEERING ARMS




FIG	DESCRIPTION	PLAIN P/N	RED P/N	BLACK P/N
1	Ford lower Steering Arm for right front BRP Spindle		BRP 211	BRP 211BK
1	Ford lower Steering Arm for right front BRP Spindle- no pocketing		BRP 211S	BRP 211SBK
1	Ford lower steering Arm for right front - front mount caliper		BRP 213	BRP 213BK
1	International lower steering arm right front		BRP 212	
2	Ford lower Steering Arm for left front BRP Spindle		BRP 209	BRP 209BK
2	Ford lower Steering Arm for left front BRP Spindle- no pocketing		BRP 209S	BRP 209SBK
2	Ford lower Steering Arm for left front- front mount caliper		BRP 210	BRP 210BK
4	Sprint Car Style Single Steering Arm	BRP 206		
6	Maxim Style Single Steering Arm	BRP 204		
3	Ford Left Front Combo Arm with Ackerman Adjustment (top mount caliper)		BRP 9087	BRP 9087BK
5	Ford Right Front Combo Arm with Increased Ackerman (top mount caliper)		BRP 9140	BRP 9140BK
3	Ford Left Front Combo Arm with Ackerman Adjustment (front mount caliper)			BRP 9254BK
5	Ford Right Front Combo Arm Wwth Increased Ackerman (front mount caliper)			BRP 9255BK
Replacement 12 Point Steering Arm Bolt, 3 1/4" Long			BOL 083257H	



Did You Know...
Use BRP 755 Tie Rod spacer with aluminum steering arms. Use RR 47 1/2" Tie Rod when using both BRP 9087 and BRP 9140. Use RR 48 when using BRP 9087 OR BRP 9140.

ALUMINUM PITMAN ARMS



DESCRIPTION	MOUNTING LOCATIONS	DRAG LINK HOLE DIA.	APPLICATION	RED P/N	BLACK P/N
6061 aluminum with pocketing	3 Holes @ 12", 13", & 14"	5/8" Holes	12:1 / 14:1 steering boxes	BRP 220	BRP 220BK
2024 aluminum with no pocketing	3 Holes @ 12", 13", & 14"	1/2" Holes	12:1 / 14:1 steering boxes		BRP 221BK
6061 aluminum with no pocketing	3 Holes @ 12", 13", & 14"	5/8" Holes	12:1 / 14:1 steering boxes	BRP 220-1	BRP 220-1BK
2024 aluminum with pocketing	2 Holes @ 9", & 10"	1/2" Holes	9:1 steering boxes		BRP 227BK
2024 aluminum with pocketing	2 Holes @ 9", & 10"	5/8" Holes	9:1 steering boxes		BRP 9509

Did You Know...
There are many options for tie rods and drag links. Call our tech line for assistance on selecting your length!



TIE RODS AND DRAG LINKS

APPLICATION	LENGTH	1 1/4" ALUM. P/N	1 1/8" STEEL P/N
Tie Rod	44"	BRP RR44	
Tie Rod	45 1/2"	BRP RR451/2	
Tie Rod	46"	BRP RR46	
Tie Rod	46 1/2"	BRP RR461/2	BRP RR461/2S
Tie Rod	47"	BRP RR47	
Tie Rod - Bert Winters spindles	47 1/2"	BRP RR471/2	BRP RR471/2S
Tie Rod - BRP 9087 / 9140 steering arms	47 1/2"	BRP RR471/2	BRP RR471/2S
Tie Rod - BRP 209 / 9140 steering arms	48"	BRP RR48	
Tie Rod - BRP 9087 / 211 steering arms	48"	BRP RR48	
Tie Rod - BRP 209 / 211 steering arms	48 1/2"	BRP RR481/2	BRP RR481/2S
Tie Rod	49"	BRP RR49	
Drag Link - Steering box in front location	64"	BRP RR64B	BRP RR64BS
Drag Link - Steering box in middle location	65"	BRP RR65B	
Drag Link - Steering box in rear location	66"	BRP RR66B	BRP RR66BS

See page 14-15 for more tie rods and drag links.

CLAMP ON SLIDERS



DESCRIPTION	WIDTH	TUBE SIZE	BOLT SIZE	RED P/N	BLACK P/N
Aluminum Front Panhard Slider	1"	1 1/2"	1/2"	BRP 398	BRP 398BK
Heavy Duty Aluminum	2"	1 3/4"	5/8"	BRP 392	
Heavy Duty Aluminum	2"	1 3/4"	3/4"	BRP 390	
Heavy Duty Aluminum	2"	1 1/2"	5/8"	BRP 393	
Lightweight Aluminum	1 1/2"	1 1/2"	5/8"	BRP 394	
Lightweight Aluminum	1"	1 1/4"	1/2"	BRP 395	
Lightweight Aluminum	1"	1 1/2"	1/2"	BRP 396	BRP 396BK
Lightweight Aluminum	1 1/2"	1 1/2"	1/2"	BRP 396-1	
Lightweight Aluminum	1 1/2"	1 1/2"	3/4"	BRP 396-2	BRP 396-2BK
Lightweight Aluminum	1 1/2"	1 3/4"	3/4"	BRP 397-2	BRP 397-2BK
Heavy Duty Steel - IMCA LEGAL	1 1/2"	1 3/4"	3/4"	BRP 399	

ADJUSTABLE CAMBER FRONT SPINDLES



6 Pin Style 10 Degree Spindle with .859" King Pin

DESCRIPTION	P/N
Adjustable Camber Spindle - 6 Pin Style (uses BRP 4570 Hub)	BRP 9214
Adjustable Camber Spindle - With Steel Snout and Titanium King Pin	BRP 9214T
Adjustable Camber Spindle - With Titanium Snout and King Pin	BRP 9214TT
Installation Wrench / King pin retainer wrench	BRP 4584
Replacement Steel Snout Only	BRP 9202
Replacement Inner Locking Snout Cap Only	BRP 4591
Replacement Steel Snout With Locking Cap Assembly	BRP 9203
Replacement Titanium Snout Only	BRP 9202T
Replacement Titanium Locking Cap Only	BRP 4591T
Replacement Titanium Snout With Locking Cap Assembly	BRP 9203T
Replacement King Pin	BRP 9208




Large Bearing 10 Degree Spindle with .859" King Pin

DESCRIPTION	P/N
Adjustable Camber Large Bearing Spindle With Steel King Pin	BRP 9215
Adjustable Camber Large Bearing Spindle With Titanium King Pin	BRP 9215T
Snout Retainer Installation Wrench / King pin retainer wrench	BRP 4584
Replacement Snout Only	BRP 4585
Replacement Inner Locking Snout Cap Only	BRP 4583
Center spindle plug (required for oil filled hubs)	BRP 9397
Replacement King Pin	BRP 9208
Protective Rubber Spindle Cover / Thread Protector	BRP 9566

Adjustable spindles come with 0°, 1°, & 2° pills, king pin, and king pin washer.

Installation wrench (**BRP 4584**) is required to install king pin ball joint cap (**BRP 9206**) - **sold separately**.



6 Pin Or Large Bearing Spindle Common Parts

DESCRIPTION	P/N
Replacement Ball Joint Cap (king pin retainer)	BRP 9206
Replacement Locking Tab for king pin retainer (bottom of sprindles)	BRP 9206A
Replacement com washer	BRP 9207
Replacement Steel King Pin	BRP 9208
Replacement Titanium King Pin	BRP 9208T
Replacement King Pin Washer	BRP 9208W
Replacement 0° Pill	BRP 9209-0
Replacement 1° Pill	BRP 9209-1
Replacement 2° Pill	BRP 9209-2

Note: Only Factory Repairable With Com Bearing.

BRP 10 DEGREE FORGED WIDE SPREAD BEARING SPINDLE

Did You Know...
BRP spindles are made from forged 7075 aluminum for ultimate strength. They weigh in at 4.60 # with kingpin.




Did You Know...
The Spindle snout is recessed into the aluminum spindle body for added strength!

- Features include:
- Replaceable bronze bushings.
 - Made from forged 7075 aluminum.
 - Spindle snout is threaded into body for high strength while reverse thread locknut keeps snout tight under racing conditions.
 - Works with BRP 4570 Hub.

10 Degree Spindle with .859" King Pin

DESCRIPTION	P/N
Aluminum spindle kit with hollow steel kingpin, steel snout & lock nut	BRP 9200
Aluminum spindle kit with hollow titanium kingpin, steel snout & lock nut	BRP 9200T
Replacement snout and lock cap	BRP 9203
Replacement snout only	BRP 9202
Replacement lock cap only	BRP 4591
Snout wrench	BRP 4584
Replacement king pin with 2 end caps	BRP 841
Replacement end caps for 841 (sold each)	BRP 841C
Optional titanium king pin with caps	BRP 841T
Replacement cap for BRP 841T king pin (sold each)	BRP 841TC
Replacement king pin bushing (sold each)	BRP 842
1/8" Aluminum spindle shim spacer - Ford kingpin	BRP 843
Steel Kingpin Shim for Ford Kingpin - .005" Thick	WIN 7514
Steel Kingpin Shim for Ford Kingpin - .031" Thick	WIN 7512
Kingpin Shim Kit (includes shims and bearings)	WIN 7511-01
Lock nut Assembly (includes lock nut, tab washer, thrust washer & bolts)	BRP 831L
Wrench for BRP 831L lock nut	BRP 831W



KING PIN DRIFT PUNCH



DESCRIPTION	P/N
Aluminum .859" King pin drift punch	BRP 847

BRP WIDE 5 WIDE SPREAD HUB

Did You Know...
When mounting a BRP 4570 to a BRP9200 spindle, Use a BRP 65 or BRP 65W brake rotor, and a BRP 8-2250 brake bracket for a 2000 series caliper, or BRP 18-2375 brake bracket for a 1000 series caliper.

DESCRIPTION	RED P/N	BLACK P/N
Aluminum Wide 5 Hub (includes Cap)	BRP 4570	BRP 4570BK
Aluminum Wide 5 Hub (includes Cap, REM bearings & races)	BRP 4570BKREM	
Replacement Dust Cap		BRP 4571
Replacement Inner race	BRP 826	
Replacement Outer race	BRP 827	
Inner Bearing	BRP 828-1	
Inner Bearing - REM Finished	BRP 828REM	
Outer Bearing	BRP 829	
Outer Bearing - REM Finished	BRP829REM	
Aluminum locking spindle nut assembly	BRP 831L	
Inner hub seal	BRP 835	
Taper head rotor bolt (sold each 3 required) 1/2" F X 1"	BOL 081003F	
Taper head rotor bolt kit - package of 3 (1/2" F X 1")	BRP 53	
Replacement Wheel Stud	BRP 2060	
1/2" F Rotor Bolt Kit - package of 3 with external hex	BRP 9435	

Inner and outer bearings, seals, and wheel nuts sold separately.



*** SOLD IN PACKS OF 3***

ORIGINAL BRP 9210 10 DEGREE SPINDLE

10 Degree Spindle with .859" King Pin

Did You Know...

BRP spindles are made from forged 7075 aluminum for ultimate strength. They weigh in at 4.60 # with kingpin.



Features include:
 -Replaceable bronze bushings.
 -Made from forged 7075 aluminum.
 -Spindle snout is threaded into body for high strength while reverse thread locknut keeps snout tight under racing conditions.

DESCRIPTION	P/N
Aluminum spindle kit with hollow steel kingpin, steel snout & lock nut	BRP 9210
Aluminum spindle kit with hollow steel titanium, steel snout & lock nut	BRP 9210T
Replacement snout and lock cap	BRP 9213
Replacement snout only	BRP 9212
Replacement lock cap only	BRP 4591
Snout wrench	BRP 4584
Replacement king pin with 2 end caps	BRP 841
Replacement end caps (sold each)	BRP 841C
Optional titanium king pin	BRP 841T
Replacement cap for titanium king pin (sold each)	BRP 841TC
Replacement kingpin bushing (sold each)	BRP 842
1/8" Aluminum spindle shim spacer	BRP 843
Steel kingpin shim for Ford kingpin - .005" thick	WIN 7514
Steel kingpin shim for Ford kingpin - .031" thick	WIN 7512
Kingpin Shim Kit (includes bearing and shims)	WIN 7511-01
Lock nut assembly	BRP 831L
Wrench for BRP 831L lock nut	BRP 831W



KING PIN DRIFT PUNCH



DESCRIPTION	P/N
Aluminum .859" King pin drift punch	BRP 847

BRP ORIGINAL 821 WIDE 5 HUB

DESCRIPTION	RED P/N	BLACK P/N
Aluminum Wide 5 hub	BRP 821	BRP 821BK
Aluminum Wide 5 Hub with REM Finished Races	BRP 821BKREM	
Replacement Inner Race	BRP 826	
Replacement Outer Race	BRP 827	
Inner Bearing	BRP 828-1	
Inner Bearing - REM Finished	BRP 828REM	
Outer Bearing	BRP 829	
Outer Bearing - REM Finished	BRP 829REM	
Aluminum Locking Spindle Nut Assembly	BRP 831L	
Inner Hub Seal	BRP 835	
Replacement Dust Cap	BRP 832	
Taper Head Rotor Bolt (sold each, 3 required) 1/2" F X 1"	BOL 081003F	
Taper head rotor bolt kit 1/2" F X 1"	BRP 53	
Replacement Wheel Stud	BRP 2060	
1/2" F Rotor Bolt Kit - package of 3 with external hex	BRP 9435	

Inner and outer bearings, seals, and wheel nuts sold separately.

Did You Know...

This BRP 821 hub is designed to work with BRP 9210 spindle above. It weighs in at a slender 7# with studs and races.



Includes dust cap, races, studs and 3 rotor bolts.



SOLD IN PACKS OF 3

BRP 4588 LARGE BEARING MODIFIED FRONT SPINDLE


10 Degree Spindle with .859" King Pin

DESCRIPTION	P/N
Large Bearing aluminum spindle kit with hollow steel king pin	BRP 4588
Large Bearing Aluminum spindle kit with titanium king pin	BRP 4588T
Replacement steel king pin with 2 end caps	BRP 841
Replacement end caps for steel king pin (sold each)	BRP 841C
Replacement aluminum Snout Only	BRP 4585
Replacement titanium king pin with caps	BRP 841T
Replacement cap for titanium king pin (sold each)	BRP 841TC
Replacement king pin bushing (sold each)	BRP 842
1/8" Aluminum spindle shim spacer	BRP 843
Steel Kingpin Shim - .005" Thick	WIN 7514
Steel Kingpin Shim - .031" Thick	WIN 7512
Kingpin Shim Kit (includes bearing and shims)	WIN 7511-01
Lock nut assembly (has holes for locking bolt)	BRP 6230
Lock nut assembly (has slots for locking bolt)	BRP 9489
Wrench for BRP 6230 lock nut	BRP 6231
Replacement steel lock nut only (no hardware)	BRP 6229
Replacement outer washer and screw	BRP 6227
Replacement screw with washer - for BRP 6230 nut (package of 2)	BRP 6228
Steering arm mounting hardware kit (2 BOL 082C, 2 BOL 083507C)	BRP 4588B
Center spindle plug (required for oil filled hubs)	BRP 9397
Protective Rubber Spindle Cover / Thread Protector	BRP 9566

Did You Know...
BRP 4588 Spindle is made with an aluminum snout- it weighs in at only 4.4 pounds with kingpin.



Features include:
 -replaceable bronze bushings.
 -made from forged 7075 aluminum.
 -Spindle snout is threaded into body for high strength while reverse thread locknut keeps snout tight under racing conditions.
 -Works with BRP 6203 or WIN 3266F or BER CTD-NYM-H01



KING PIN DRIFT PUNCH



DESCRIPTION	P/N
Aluminum .859" King pin drift punch	BRP 847

BRP 9382 LARGE BEARING FRONT HUB

Did You Know...
BRP 9382 hub uses a 3 bolt rotor adaptor. Use BRP 813, BRP 9384 or BRP 9067



DESCRIPTION	P/N
Aluminum Wide 5 large bearing hub (comes with dust cap)	BRP 9382
BRP 9382 large bearing hub assembly with REM bearings/races	BRP 9382REM
Replacement Dust Cap (comes with 1- NIA 045, 3 - BOL 10240502C)	BRP 6203C
Inner and outer race	BRP 6222
Inner and outer bearing	BRP 6224
Steel locking spindle nut assembly	BRP 6230
Steel locking spindle nut assembly *NEW DESIGN*	BRP 9489
Standard Inner hub seal	BRP 6225
Replacement seal snap ring	BRP 6223
Low drag inner hub seal (will not work for oil filled hubs)	BRP 6232
Replacement Wheel Stud (sold each)	BRP 2060

Did You Know...
This BRP 9382 hub is designed to work with BRP 4588 spindle above.

LARGE BEARING BILLET FRONT HUB



BRP 9382

Did You Know...

The BRP 9382 hub is the only large bearing hub to use a small (3 bolt) rotor!

DESCRIPTION	P/N
Billet Large Bearing Front Hub with 3 bolt rotor (comes with dust cap)	BRP 9382
Billet Large Bearing Front Hub w/ 3 bolt rotor REM FINISHED (includes REM finished races, bearings, front dust cap)	BRP 9382REM
3 bolt to 8 on 7" rotor adaptor (also accepts "T" nuts)	BRP 9384
Floating Rotor "T" Nut Bolt Kit	BRP 9386
Replacement Dust Cap	BRP 6203C
Inner and Outer Race	BRP 6222
Inner and Outer Bearing	BRP 6224
2-7/8" REM Finish Hub Bearing & Race Set	BRP 6224REM
Replacement Wheel Stud	BRP 2060
Steel locking spindle nut assembly	BRP 6230
Standard Inner hub seal	BRP 6225
Low drag inner hub seal (will not work with oil filled hubs)	BRP 6232
Replacement seal snap ring	BRP 6223
Replacement oil fill plug	WIN 7874
Rotor bolt kit - drilled for safety wire (package of 8)	BRP 50
Replacement taper head rotor adaptor bolts - allen head (Pack of 3)	BRP 53
Replacement rotor adaptor bolts with external hex (Package of 3)	BRP 9435

Inner and outer bearings, seals, and wheel nuts sold separately.

LARGE BEARING SPACER KITS



BRP 9392

BRP 9396

BRP 9397

DESCRIPTION	P/N
Front Bearing Spacer Kit (11 pieces)	BRP 9392
Setup Spindle - mounts on workbench for easy adjustment	BRP 9396
Center Spindle Plug for BRP 4588 Spindle (required when oil filling BRP 9382 hubs)	BRP 9397
Rear Bearing Spacer Kit (11 pieces)	BRP 9393

ASSEMBLY INSTRUCTIONS FOR BRP 9392 / BRP 9393 SPACER KIT

Pre-assemble hub and bearing assembly with no grease and seal!

- STEP 1 - Install inner bearing, and common spacer (.550" spacer for front hub and 1.180" for rear hub) on spindle.
- STEP 2 - Install .590" spacer.
- STEP 3 - Slide hub on spindle with outer bearing tighten hub nut. Nut should be tightened like a normal nut not backed off.
- STEP 4 - Spin hub and feel for play by rocking hub.
- STEP 5 - If hub spins freely with play, disassemble and replace with narrower spacer.
- STEP 6 - If hub doesn't spin freely, disassemble and replace with wider spacer.
- STEP 7 - Repeat procedure changing spacers until hub spins freely with no play.
- STEP 8 - If needed, a fine adjustment can be made by switching the .550" spacer with the .552" spacer.

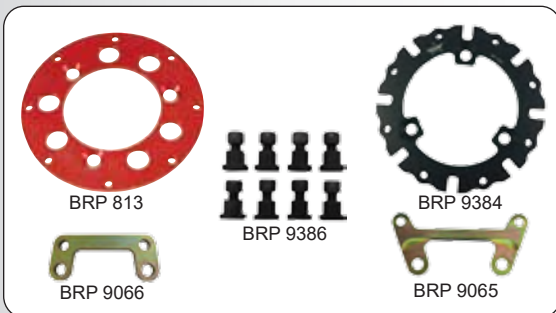
Note: for some applications, the narrower common spacers may be needed.

FRONT COMMON SPACER SIZES:
.550" .552" .515" .517"

REAR COMMON SPACER SIZES:
1.180" 1.182" 1.145" 1.147"

ADJUSTMENT SPACERS
(BOTH FRONT AND REAR)
.580" .585" .590" .595"
.600" .605" .610"

6 PIN ROTOR ADAPTOR



BRP 813



BRP 9386



BRP 9384



BRP 9066



BRP 9065

DESCRIPTION	RED P/N	BLACK P/N
1/4" thick 3 bolt to 8 on 7" rotor adaptor	BRP 813	
3/8" thick 3 bolt to 8 on 7" rotor adaptor (also can use tee nuts to float rotor)		BRP 9384
1/2" thick asphalt 3 bolt to 8 on 7" rotor adaptor (no provision for t nuts)	BRP 9067	
T Nut Kit (package of 8 pre-drilled bolts and t nuts)		BRP 9386
Steel asphalt front brake bracket (for 2800 series caliper, 11 3/4" dia. X .810 thick rotor, BRP 9067 adaptor & BRP 4570 hub and BRP 9200 spindle)		BRP 9066
Steel asphalt front brake bracket (for 2000 series caliper, 11 3/4" dia. X .810 thick rotor, BRP 6203 / BRP 9382 / WIN 3266F hub, and BRP 4588 spindle (when using 9382 hub, the BRP 9067 adaptor is required)		BRP 9065

NANOCERAMIC GREASE



DAT NCRG16J

DAT NCRG16

DESCRIPTION	P/N
16 oz. Jar Nanoceramic Grease	DAT NCRG16J
16 oz. Tube Nanoceramic Grease	DAT NCRG16
1 oz. Syringe Nanoceramic Grease	DAT NCRG1

HIGH PRESSURE, HIGH TEMPERATURE. COATS BEARINGS AND OTHER PLACES WHERE LESS FRICTION IS PREFERRED. USE LESS GREASE AND GET MORE PROTECTION!



DAT NCRG1

FRONT SPINDLE LOCK NUT WRENCHES



DESCRIPTION	P/N
Spindle lock nut wrench for BRP 831L (BRP 9200/9210 spindles)	BRP 831W
Spindle lock nut wrench for BRP 6230 (ALL large bearing spindles)	BRP 6231

ALUMINUM 6 PIN FRONT HUBS



6 Pin Hubs

DESCRIPTION	RED P/N	BLACK P/N
Solid 6 pin sprint front hub - no lightning holes	BRP 825	BRP 825BK
Standard sprint hub with studs and races (red rotor stands) * has lightning holes *	BRP 825LW	
Offset modified hub with studs and races (black rotor stands)		BRP 825-1BK

6 Pin Hub Replacement Parts

DESCRIPTION	P/N
Dust cap with O-ring	BRP 832
Replacement O-ring for BRP 832	BRP 832S
5/8" C wheel stud	BRP 833
5/8" C titanium wheel stud	BRP 833T
Jam nut for BRP 833 wheel stud	BRP 834
5/8" C flat ended aluminum wheel nut (red)	BRP 836
Rotor stand for BRP 825 hub (red) SOLD EACH	BRP 837
Long rotor stand kit for BRP 825-1 hub (black) SOLD EACH	BRP 838
Rotor bolt 1/2" F X 1" Flat head (sold each)	BOL 081003F
1/2" Rotor bolt kit - Hex Head Bolts - Package of 3	BRP 9435

DESCRIPTION	P/N
Replacement Inner race	BRP 826
Replacement Outer race	BRP 827
Inner bearing	BRP 828-1
Inner bearing & race set - REM finish	BRP 828REM
Outer bearing	BRP 829
Outer bearing & race set - REM finish	BRP 829REM
Steel locking spindle nut assembly	BRP 831L
Slotted washer only	BRP 831L2
Wrench for BRP 831L spindle nut	BRP 831W
Inner hub seal	BRP 835





INTERNATIONAL .988" WIDE 5 STEEL SPINDLE



DESCRIPTION	P/N
Hollow replacement kingpin (.988" O.D.)	BRP 1660

SWAY BAR COMPONENTS



DESCRIPTION	RED P/N	BLACK P/N
1 1/8" I.D. 2 piece aluminum sway bar mount - SOLD EACH	BRP 1570	BRP 1570BK
1 1/8" I.D. aluminum locating/lock collar - SOLD EACH	BRP 1571A	
1/8" Steel weld on chassis tab for mounting BRP 1570 mount SOLD EACH	MFG CHA6	


BROACH	HOLES	END	OFFSET	PLAIN P/N	RED P/N
1"	12", 13", 14"	Bolt	0	BRP 245P	BRP 245
1 1/8"	24" Long Blank	----	0	BRP 249-24	
1 1/8"	14.5", 15.5", 16.5"	Bolt	0		BRP 253
1 1/8"	14.5", 15.5", 16.5"	Bolt	1"		BRP 253B
1 1/8"	16", 17", 18"	Bolt	0	BRP 254P	BRP 254
1 1/8"	16", 17", 18"	Bolt	5"		BRP 254B

ADJUSTABLE QUADLOCK BIRDCAGES

BRP 9310 Adjustable QuadLock Birdcage

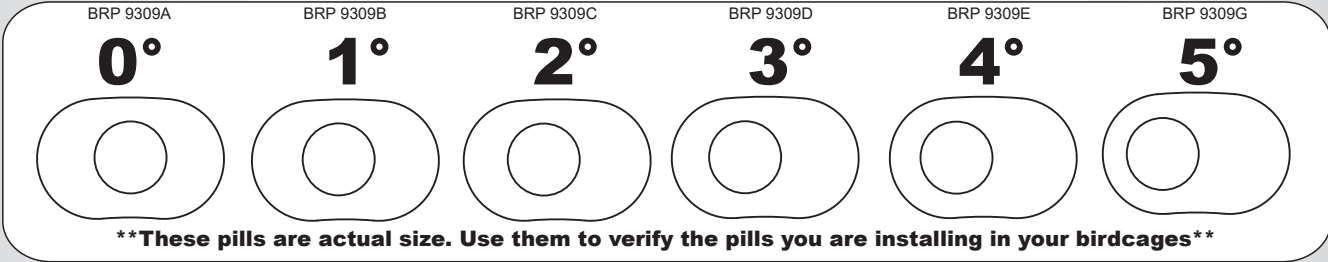


QTY	DESCRIPTION	2 1/4" P/N	3" P/N
	Complete Universal Adjustable Quadlock Birdcage	BRP 9310	BRP 9310-3
1	Outer Adjustable Birdcage Plate	BRP 9305	
1	Inner Adjustable Birdcage Plate	BRP 9306	
1	Universal Shock Mount (Includes mounting bolts and stud)	BRP 9307	
1	Main Center Hub (Includes 2 X 7/16" F X 1 1/2" Allen bolts and nuts)	BRP 9308	
1	36 Piece Pill Kit (see below)	BRP 9309	
1	Torsion Bar Roller	BRP 9284	BRP 9609A
1	Replacement Radius Rod Spacer	BRP 724	
3	3/8" C X 5" or 5 3/4" Grade 8 Bolt (bolts birdcage together)	BOL 065001C8	BOL 065701C8
6	3/8" Flat washers	BOL 06FLAT	
3	3/8" C Grade 8 Lock Nuts	BOL 062C8	
1	1/2" C X 4 1/2" or 5 1/2" Bolt for Roller	BOL 084501C	BOL 085501C
1	1/2" C Narrow Nylock Nut	BOL 083C	
1	5/8" C X 3" Bolt	BOL 103001C	
1	5/8" C Nylock Nut	BOL 102C	
1	OPTIONAL Left Rear Double Sheer Heavy Duty Shock Mount	BRP 9399L	
1	OPTIONAL Right Rear Double Sheer Heavy Duty Shock Mount	BRP 9399R	
1	Wide Roller Kit for 1 BRP 9310 Adjustable Birdcage To Make 3" Wide (NOTE: must be used for left side panhard or left side J-bar)	BRP 9583	



ADJUSTABLE BIRDCAGE PILL KIT

DESCRIPTION	P/N
36 Piece Pill Kit - Kit comes with 6 of each of the following pills: 6 X 0°, 6 X 1°, 6 X 2°, 6 X 3°, 6 X 4°, 6 X 5°.	BRP 9309



ADJUSTABLE BIRDCAGE BRIDGE MOUNT

DESCRIPTION	P/N
Adjustable Birdcage Bridge Mount - 2 1/2" Roller	BRP 9406
Adjustable Birdcage Bridge Mount - 3" Roller	BRP 9625



Did You Know...
Quadlock Birdcages offer the ultimate in strength. They require Quadlock tubes to work properly- see page 50 for tubes

LEFT REAR QUAD LOCK BIRDCAGES

BRP 9032 Left Rear QuadLock Birdcage -5° Timing To Rear End



BRP 9032

QTY	DESCRIPTION	RED 2 1/4"	BLACK 2 1/4"	BLACK 3"
	Complete Left Rear QuadLock Birdcage Kit	BRP 9032	BRP 9032BK	BRP 9032-3BK
2	2 1/4" or 3" Aluminum Birdcage Spacer	BRP 698	BRP 698BK	BRP 9580BK
1	1/4" Steel Radius Rod Spacer	BRP 724		
1	Outer Quadlock Birdcage Plate	BRP 9030L	BRP 9030LBK	
1	Inner Quadlock Birdcage Plate	BRP 9031L	BRP 9031LBK	
1	Shock Mount	BRP 4278L	BRP 4278LBK	
1	OPTIONAL double shear HD shock mount	BRP 9079	BRP 9079BK	
1	Torsion Roller Assembly	BRP 9284		BRP 9609A
2	Slotted washer for roller bolt (2 required)	BRP 4250W		
2	1/2" C X 4 3/4" or 5 1/2" Bolt (bolts birdcage together)	BOL 084751C	BOL 085501C	
1	1/2" C X 5" or 6" Bolt for Roller	BOL 085001C	BOL 086001C	
2	1/2" C Nylock Nuts	BOL 082C		
1	5/8" C X 3" Bolt	BOL 103001C		
1	5/8" C Nylock Nut	BOL 102C		
1	1/2" C Narrow Nylock Nut	BOL 083C		

please see page 75 for clamp on brake brackets to complete this birdcage

Did You Know...
The 9032 and 9465 are essentially the same birdcage - the only difference is the timing to the tube!

BRP 9465 Left Rear QuadLock Birdcage 0° Timing To Rear End



BRP 9465

QTY	DESCRIPTION	BLACK 2 1/4" P/N	BLACK 3" P/N
	Complete Left Rear QuadLock Birdcage Kit	BRP 9465	BRP 9465-3
2	2 1/4" Aluminum Birdcage Spacer	BRP 698BK	BRP 9580A
1	1/4" Steel Radius Rod Spacer	BRP 724	
1	Outer Quadlock Birdcage Plate	BRP 9465R	
1	Inner Quadlock Birdcage Plate	BRP 9465L	
1	Shock Mount	BRP 4278LBK	
1	OPTIONAL double shear HD shock mount	BRP 9079BK	
1	Torsion Roller Assembly	BRP 9284	BRP 9209A
2	1/2" C X 4 3/4" or 5 1/2" Bolt (bolts birdcage together)	BOL 084751C	BOL 085501C
1	1/2" C X 5" or 6" Bolt for Roller	BOL 085001C	BOL 086001C
2	1/2" C Nylock Nuts	BOL 082C	
1	5/8" C X 3" Bolt	BOL 103001C	
1	5/8" C Nylock Nut	BOL 102C	
1	1/2" C Narrow Nylock Nut	BOL 083C	
2	Slotted Washer	BRP 4250W	

please see page 75 for clamp on brake brackets to complete this birdcage

QuadLock Coil Over Trailing Arm Brackets



BRP 9469

BRP 9690

BRP 9549

QTY	DESCRIPTION	BLACK P/N
	Complete Rear QuadLock Trailing Arm Kit (Universal left or right)	BRP 9469
2	Replacement Pinch Bolt	BOL 071502FZ
1	Replacement Standard Shock Stud	BRP 4288
1	Replacement Shock Spacer	BRP 718
	Optional Bolt On Shock Mount (bolts to BRP 9469) shortens radius rod 2 1/4", and moves shock mount down	BRP 9549
	Replacement 1 Piece Shock Stud with Integral Spacer	BRP 9690
	Protective Rubber Spindle Thread Cover or Torsion Rack Cover	BRP 9566

please see page 75 for clamp on brake brackets to complete this birdcage

RIGHT REAR QUAD LOCK BIRDCAGES

Did You Know...
Quadlock birdcages have flats on 4 sides- no need to drill the tube, they slide right into place!

BRP 9033 Right Rear QuadLock Birdcage -5° Timing To Rear End



QTY	DESCRIPTION	RED 2 1/4"	BLACK 2 1/4"	BLACK 3"
	Complete Right Rear QuadLock Birdcage Kit	BRP 9033	BRP 9033BK	BRP 9033-3BK
2	2 1/4" or 3" Aluminum Birdcage Spacer	BRP 698	BRP 698BK	BRP 9580BK
1	1/4" Steel Radius Rod Spacer	BRP 724		
1	Outer Quadlock Birdcage Plate	BRP 9030R	BRP 9030RBK	
1	Inner Quadlock Birdcage Plate	BRP 9031R	BRP 9031RBK	
1	Shock Mount	BRP 4278R	BRP 4278RBK	
1	OPTIONAL double shear HD shock mount	BRP 9080	BRP 9080BK	
1	Torsion Roller Assembly	BRP 9284		BRP 9609A
2	Slotted washer for roller bolt (2 required)	BRP 4250W		
2	1/2"C X 4 3/4" or 5 1/2 Bolt (bolts birdcage together)	BOL 084751C		BOL 085501C
1	1/2"C X 5" or 6" Bolt for Roller	BOL 085001C		BOL 086001C
2	1/2"C Nylock Nuts	BOL 082C		
1	5/8"C X 3" Bolt	BOL 103001C		
1	5/8"C Nylock Nut	BOL 102C		
1	1/2"C Narrow Nylock Nut	BOL 083C		

please see page 75 for clamp on brake brackets to complete this birdcage



BRP 9033

BRP 9466 Right Rear QuadLock Birdcage -0° Timing To Rear End



Did You Know...
The 9033 and 9466 are essentially the same birdcage - the only difference is the timing to the tube!

QTY	DESCRIPTION	BLACK 2 1/4" P/N	BLACK 3" P/N
	Complete Right Rear QuadLock Birdcage Kit	BRP 9466	BRP 9466-3
2	2 1/4" Aluminum Birdcage Spacer	BRP 698BK	BRP 9580A
1	1/4" Steel Radius Rod Spacer	BRP 724	
1	Outer Quadlock Birdcage Plate	BRP 9466R	
1	Inner Quadlock Birdcage Plate	BRP 9466L	
1	Shock Mount	BRP 4278RBK	
1	OPTIONAL double shear HD shock mount	BRP 9079BK	
1	Torsion Roller Assembly	BRP 9284	BRP 9209A
2	1/2"C X 4 3/4" or 5 1/2" Bolt (bolts birdcage together)	BOL 084751C	BOL 085501C
1	1/2"C X 5" or 6" Bolt for Roller	BOL 085001C	BOL 086001C
2	1/2"C Nylock Nuts	BOL 082C	
1	5/8"C X 3" Bolt	BOL 103001C	
1	5/8"C Nylock Nut	BOL 102C	
1	1/2"C Narrow Nylock Nut	BOL 083C	
2	Slotted Washer	BRP 4250W	

please see page 75 for clamp on brake brackets to complete this birdcage



BRP 9466

Coil Over Conversions (from standard birdcages)

DESCRIPTION	P/N
Lower Shock Mount - replaces roller in STD birdcages for coil conversion	BRP 9485
Adjustable Upper Coil Over Mount	BRP 9560
Protective Rubber Spindle Thread Cover or Torsion Rack CoveR	BRP 9566

please see page 95 for other upper shock mount options

Did You Know...
When changing your car over from torsion to coils, you can use this to nifty cover the end of the torsion rack bearing!



BRP 9485

BRP 9560

BRP 9566

LEFT LARGE BEARING / 8 BOLT BIRDCAGES

Did You Know...

You can also use a clamp on brake bracket for added braking strength. See page 72 for applications.



BRP 4255 Left Rear Large Bearing Birdcage

QTY	DESCRIPTION	RED P/N	BLACK P/N
	Complete 2 1/4" Left Rear Large Bearing Clamp On Birdcage Kit	BRP 4255	BRP 4255BK
1	Brake Caliper Bracket	BRP 2	BRP 2BK
2	2 1/4" Aluminum Birdcage Spacer	BRP 698	BRP 698BK
1	1/4" Steel Radius Rod Spacer	BRP 724	
2	1" Aluminum Birdcage Spacer	BRP 726	BRP 726BK
1	Outer Clamp On Birdcage Plate	BRP 4250L	BRP 4250LBK
1	Inner Clamp On Birdcage Plate	BRP 4252L	BRP 4252LBK
1	Shock Mount	BRP 4278L	BRP 4278LBK
1	OPTIONAL double shear HD shock mount	BRP 9079	BRP 9079BK
2	Locator Bolt - top of birdcage (2 required)	BRP 4251	
1	Torsion Roller Assembly	BRP 9284	
2	Slotted washer for roller bolt (2 required)	BRP 4250W	
2	1/2" X 6 1/2" Bolt (bolts birdcage plates together)	BOL 086501C	
1	1/2" X 5" Bolt (roller)	BOL 085001C	
2	1/2" Nylock Nuts (used on 6 1/2" long bolts)	BOL 082C	
1	5/8" X 3" Bolt (bolts radius rod to outer plate)	BOL 103001C	
1	5/8" Nylock Nut (used on 3" long radius rod bolt)	BOL 102C	
1	1/2" Narrow Nylock Nut (used on 5" long roller bolt)	BOL 083C	

Did You Know...

8 Bolt birdcages offer great strength. They will fit BRP chassis, Teo and Troyer chassis as well.



BRP 4292 Left Rear 8 Bolt Birdcage

QTY	DESCRIPTION	RED P/N	BLACK P/N
	Complete 2 1/4" Left Rear 8 Bolt Birdcage Kit	BRP 4292	BRP 4292BK
1	Brake caliper bracket for 12.16" diameter rotor X .810" thick	BRP 1-2	BRP 1-2BK
2	1 7/8" Aluminum Birdcage Spacer	BRP 697	BRP 697BK
1	2 1/4" Aluminum Birdcage Spacer	BRP 698	BRP 698BK
2	3/8" Thick Aluminum Spacer for Caliper Bracket	BRP 716	BRP 716BK
1	1/4" Steel Radius Rod Spacer	BRP 724	
1	Outer Birdcage Plate	BRP 4270L	BRP 4270LBK
1	Inner Birdcage Plate	BRP 4274	BRP 4274BK
1	Inner Birdcage Plate Strap	BRP 4276	BRP 4276BK
1	Shock Mount	BRP 4278L	BRP 4278LBK
1	OPTIONAL double shear HD shock mount	BRP 9079	BRP 9079BK
1	Torsion Roller Assembly	BRP 9284	
1	Slotted Washer for roller bolt (2 required)	BRP 4250W	
1	1 3/8" Deep 8 Bolt Cup	BRP 4308	BRP 4308BK
1	1/2" X 5 1/2" Bolt	BOL 085501C	
2	1/2" X 5" Bolt	BOL 085001C	
1	1/2" X 4 1/2" Bolt	BOL 084501C	
1	1/2" X 2 3/4" Bolt	BOL 082751C	
1	5/8" X 3" Bolt	BOL 103001C	
1	5/8" Nylock Nut	BOL 102C	
2	1/2" Nylock Nut	BOL 082C	
3	1/2" Narrow Nylock Nut	BOL 083C	

8 BOLT BIRDCAGE CUPS



DESCRIPTION	RED P/N	BLACK P/N
1 3/8" Deep 8 bolt birdcage cup - 8 holes, 22 1/2° angle	BRP 4308	BRP 4308BK
1 3/8" Deep birdcage cup - PLAIN - NO HOLES	BRP 4308B	
1 3/4" Deep zero degree birdcage cup	BRP 4312	
1 3/4" Deep birdcage cup - NO HOLES	BRP 4312B	
1 3/4" Deep birdcage cup - 16 holes - zero and 22 1/2° angle	BRP 4312-1	
1 3/4" Deep birdcage cup - 8 holes drilled, 22 1/2° angle	BRP 4313	

RIGHT LARGE BEARING / 8 BOLT BIRDCAGES

Did You Know...
BRP 4255/4257 birdcages need to be pinned to the rear end tube. Drill 7/16" into the tube and use the supplied pin.

BRP 4257 Right Rear Large Bearing Birdcage

QTY	DESCRIPTION	RED P/N	BLACK P/N
	Complete 2 1/4" Right Rear Large Bearing Clamp On Birdcage Kit	BRP 4257	BRP 4257BK
1	Brake Caliper Bracket	BRP 2	BRP 2BK
2	2 1/4" Aluminum Birdcage Spacer	BRP 698	BRP 698BK
1	1/4" Steel Radius Rod Spacer	BRP 724	
2	1" Aluminum Birdcage Spacer	BRP 726	BRP 726BK
1	Outer Clamp On Birdcage Plate	BRP 4250R	BRP 4250RBK
1	Inner Clamp On Birdcage Plate	BRP 4252R	BRP 4252RBK
1	Shock Mount	BRP 4278R	BRP 4278RBK
1	OPTIONAL double shear HD shock mount	BRP 9080	BRP 9080BK
2	Locator Bolt - top of birdcage (2 required)	BRP 4251	
1	Torsion Roller Assembly	BRP 9284	
2	Slotted washer for roller bolt (2 required)	BRP 4250W	
2	1/2"C X 6 1/2" Bolt (bolts birdcage plates together)	BOL 086501C	
1	1/2"C X 5" Bolt (roller)	BOL 085001C	
2	1/2"C Nylock Nuts (used on 6 1/2" long bolts)	BOL 082C	
1	5/8"C X 3" Bolt (bolts radius rod to outer plate)	BOL 103001C	
1	5/8"C Nylock Nut (used on 3" long radius rod bolt)	BOL 102C	
1	1/2"C Narrow Nylock Nut (used on 5" long roller bolt)	BOL 083C	



BRP 4293 Right Rear 8 Bolt Birdcage

Did You Know...
Different brake brackets are available for 8 bolt birdcages- see page 71 for different options...

QTY	DESCRIPTION	RED P/N	BLACK P/N
	Complete 2 1/4" Right Rear 8 Bolt Birdcage Kit	BRP 4293	BRP 4293BK
1	Brake caliper bracket for 12.16" diameter rotor X .810" thick	BRP 1-2	BRP 1-2BK
2	1 7/8" Aluminum Birdcage Spacer	BRP 697	BRP 697BK
1	2 1/4" Aluminum Birdcage Spacer	BRP 698	BRP 698BK
2	3/8" Aluminum Caliper Bracket Spacer	BRP 716	BRP 716BK
1	1/4" Steel Radius Rod Spacer	BRP 724	
1	Outer Birdcage Plate	BRP 4270R	BRP 4270RBK
1	Inner Birdcage Plate	BRP 4272	BRP 4272BK
1	Inner Birdcage Plate Strap	BRP 4276	BRP 4276BK
1	Shock Mount	BRP 4278	BRP 4278BK
1	OPTIONAL double shear HD shock mount	BRP 9080	BRP 9080BK
1	1 3/8" Deep 8 Bolt Cup	BRP 4308	BRP 4308BK
1	Torsion Roller Assembly	BRP 9284	
2	Slotted Washer for roller bolt (2 required)	BRP 4250W	
2	1/2"C X 5 1/2" Bolt	BOL 085501C	
1	1/2"C X 5" Bolt	BOL 085001C	
1	1/2"C X 4 1/2" Bolt	BOL 084501C	
1	1/2"C X 2 3/4" Bolt	BOL 082751C	
1	5/8"C X 3" Bolt	BOL 103001C	
1	5/8"C Nylock Nut	BOL 102C	
2	1/2"C Nylock Nut	BOL 082C	
3	1/2"C Narrow Nylock Nut	BOL 083C	

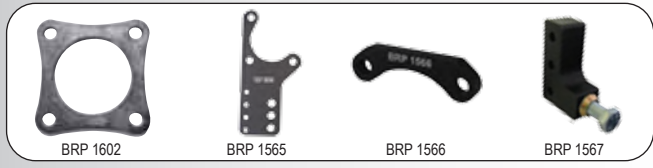


BIRDCAGE WIDENING KITS



DESCRIPTION	P/N
3" Wide Roller Only - allows increased side to side movement NOTE- must be used on left side panhard or left side J-Bar	BRP 9609
Wide Roller Kit - For Non Adjustable birdcages Will fit the following: BRP 9032, BRP 9033, BRP 9465, BRP 9466, BRP 4255, BRP 4257.	BRP 9582
Wide Roller Kit for Adjustable Birdcages - will fit BRP 9310 Only	BRP 9583
3" Long Aluminum Birdcage Spacer with Bolt	BRP 9580
3/8" Laser Cut Spacer Plate for BRP 9583	BRP 9581

8 BOLT / LARGE BEARING COIL OVER BRACKETS



Trailing Arm Brackets

DESCRIPTION	RED P/N	BLACK P/N
8 Bolt Aluminum Trailing Arm Bracket Only (short for tire clearance)	BRP 529	
8 Bolt Aluminum Trailing Arm Bracket Only (standard length)	BRP 540	BRP 540BK
Bolt On Trailing Arm Bracket for 3" Tube - 1/2" Radius Rod Holes	BRP 541	BRP 541BK
Bolt On Trailing Arm Bracket for 3" Tube - 5/8" Radius Rod Holes	BRP 542	BRP 542BK
Bolt On Trailing Arm Bracket for 3" Tube - 3/4" Radius Rod Holes	BRP 543	BRP 543BK
Quad Lock Trailing Arm Bracket - 5/8" Radius Rod Holes	BRP 9063	BRP 9063BK
Replacement Trailing Arm Stud (1/2" fine x 3")	BOL 083006F	

Accessories

DESCRIPTION	P/N
4 Hole steel weld on flange	BRP 1602
Lower control arm bracket - Black	BRP 1565
Half moon spacer - Black	BRP 1566
Lower shock mount - Black	BRP 1567

QUAD LOCK COIL OVER BRACKETS



DESCRIPTION	P/N
QuadLock Trailing Arm Bracket (required for short link application)	BRP 9469
Standard Birdcage Conversion Bracket (bolts in place of roller to convert standard birdcage into coil over)	BRP 9485
Bolt On Radius Rod Shock Mount (Short Link Mount)	BRP 9549
Replacement 1 Piece Shock Stud with Integral Spacer (fits 9469 or 9549)	BRP 9690
Replacement Lower Steel Shock Mount for BRP 9549	BRP 9597
Replacement Adaptor Plate for BRP 9549 (sold each)	BRP 9549A
Replacement Button Head Bolt For BRP 9549 (sold each) 1/2"C x 2 1/4"	BOL 082254C
Replacement Mounting Bolt for BRP 9549 (sold each) 5/8"C x 2 1/2"	BOL 102501C
Protective Rubber Spindle Thread Cover Or Torsion Rack Bearing Cover	BRP 9566

Note: See Page 37 For Radius Rod Adaptors

1 1/4" O.D. REAR RADIUS RODS

Did You Know...
You can add 3" to the length of any of the radius rods below to find your center to center measurement. Use this dimension to figure out the proper spring rod to use!



LEFT REAR RADIUS RODS

APPLICATION	BIRDCAGE	CHASSIS ADAPTOR	BIRDCAGE ADAPTOR	RED P/N	BLACK P/N
STD LR Radius Rod with -5° Birdcage Timing	9032 / 4255 / 4292	---	---	BRP RR27	BRP RR27BK
STD LR Radius Rod with 0° Birdcage Timing	9465 / 9469	---	---	BRP RR271/2	BRP RR27 1/2BK
2" Shorter LR Radius Rod with -5° Birdcage Timing	9032 / 4255 / 4292	BRP 9099L	---	BRP RR25	BRP RR25BK
2" Shorter LR Radius Rod with 0° Birdcage Timing	9465 / 9469	BRP 9099L	---	BRP RR25 1/2	BRP RR25 1/2BK
4" Shorter LR Radius Rod with -5° Birdcage Timing	9032 / 4255 / 4292	BRP 9099L-4	---	BRP RR23	BRP RR23BK
4" Shorter LR Radius Rod with 0° Birdcage Timing	9465 / 9469	BRP 9099L-4	---	BRP RR23 1/2	BRP RR23 1/2BK
7 1/2" Shorter LR Radius Rod with -5° Birdcage Timing	9032 / 4255 / 4292	BRP 9099L-1	---	BRP RR19 1/2	BRP RR19 1/2BK
7 1/2" Shorter LR Radius Rod with 0° Birdcage Timing	9465 / 9469	BRP 9099L-1	---	BRP RR20	BRP RR20BK
LEFT REAR SHORT LINK	BRP 9469	BRP 9099L-1	BRP 9549	BRP RR17 1/2	BRP RR171/2BK
STD LR Radius Rod With Birdcage Adaptor Only	BRP 9469	---	BRP 9549	BRP RR25	BRP RR25BK


RIGHT REAR RADIUS RODS - NO SPRING ROD

APPLICATION	BIRDCAGE	CHASSIS ADAPTOR	BIRDCAGE ADAPTOR	RED P/N	BLACK P/N
STD RR Radius Rod with -5° Birdcage Timing	9033 / 4257 / 4293	---	---	BRP RR27 1/2	BRP RR271/2BK
STD RR Radius Rod with 0° Birdcage Timing	9466 / 9469	---	---	BRP RR28	BRP RR28BK
2" Shorter RR Radius Rod with -5° Birdcage Timing	9033 / 4257 / 4293	BRP 9099L	---	BRP RR25 1/2	BRP RR25 1/2BK
2" Shorter RR Radius Rod with 0° Birdcage Timing	9466 / 9469	BRP 9099L	---	BRP RR26	BRP RR26BK
8" Shorter RR Radius Rod with -5° Birdcage Timing	9033 / 4257 / 4293	BRP 9099R-1	---	BRP RR19 1/2	BRP RR19 1/2BK
8" Shorter RR Radius Rod with 0° Birdcage Timing	9466 / 9469	BRP 9099R-1	---	BRP RR20	BRP RR20BK
RIGHT REAR SHORT LINK	BRP 9469	BRP 9099R-1	BRP 9549	BRP RR181/2	BRP RR181/2BK
STD RR Radius Rod With Birdcage Adaptor Only	BRP 9469	---	BRP 9549	BRP RR25	BRP RR25BK

Note: All radius dimensions are rod length only. Add 3" to rod length for the approximate center to center measurement.

SEE PAGE 14-15 FOR ADDITIONAL RADIUS ROD LENGTHS

REAR RADIUS ROD SHORTENING KITS



DESCRIPTION	P/N
Left Rear Radius Rod Shortening Kit (Uses 2" Shorter Radius Rod)	BRP 9099L
Right Rear Radius Rod Shortening Kit (Uses 2" Shorter Radius Rod)	BRP 9099R
Left Rear Short Link Bolt On Chassis Mount	BRP 9099L-1
Shortens Left Rear Radius Rod 4"	BRP 9099L-4
Right Rear Short Link Bolt On Chassis Mount	BRP 9099R-1
Support Bracket for BRP 9099R-1	BRP 9099R-1B
2" Engine Back Left Rear Short Link Bolt On Chassis Mount	BRP 9099L-2*
2" Engine Back Right Rear Short Link Bolt On Chassis Mount	BRP 9099R-2*
Replacement Bolt Kit For BRP 9099L-1	BRP 9683
Replacement Bolt Kit for BRP 9099R-1	BRP 9689
Weld On Left Rear Short Link Radius Rod Mount Assembly	CHA 554
Weld On Right Rear Short Link Radius Rod Mount Assembly	CHA 555

* Special order only - please allow 3-4 weeks for delivery

PRECISION CONTROL LINK

Did You Know...

BRP 9407 Hydraulic Spring Rods are DIRT legal! They offer more control over a regular spring rod since there is a shock to control the spring. This results in better driver feel, and usually better lap times!



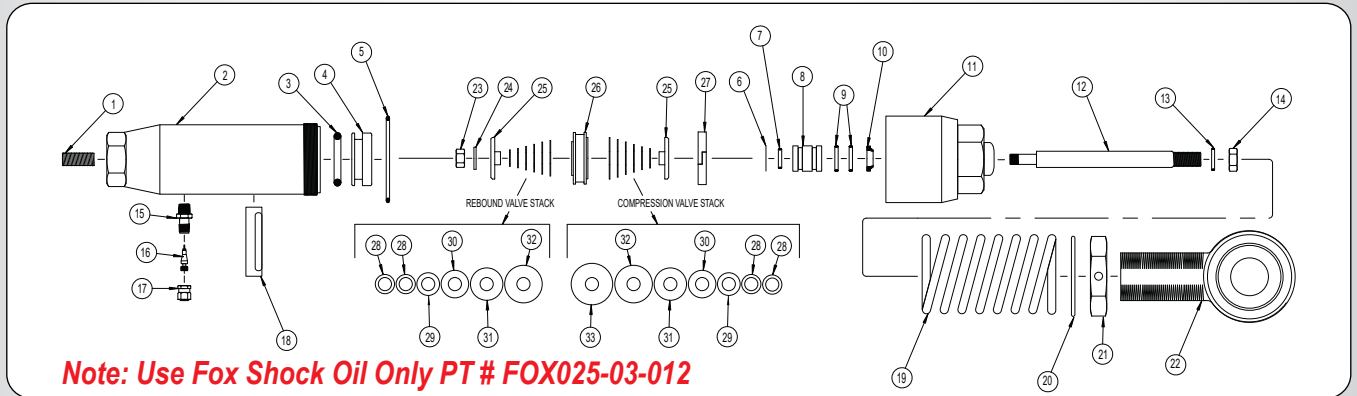
DESCRIPTION	P/N
Precision Control Link Complete With 650# Spring (radius rod and BRP 1399WBK spring rod wrench sold separately)	BRP 9407

Precision Control Link Radius Rods

DESCRIPTION	P/N
Precision Control Link Radius Rod - 4 1/4" Long	BRP 9408-4.25
Precision Control Link Radius Rod - 10 1/2" Long	BRP 9408-10.500
Precision Control Link Radius Rod - 11" Long (2" Short Rod)	BRP 9408-11.000
Precision Control Link Radius Rod - 12 1/2" Long	BRP 9408-12.500
Precision Control Link Radius Rod - 13" Long (STD Cars)	BRP 9408-13.000
Precision Control Link Radius Rod - 13 3/4" Long	BRP 9408-13.750

NOTE: ALWAYS TAKE AIR VALVE OUT OF SPRING ROD WHEN SERVICING TO ENSURE NO NITROGEN IS IN CHAMBER. FAILURE TO DO SO COULD RESULT IN SERIOUS INJURY. TO REFILL BRP 9407 HYDRAULIC SPRING ROD, SET FLOATING PISTON TO 4" FROM TOP, AND FILL OIL WITH 5.25 OZ OR 155 ML. USE ONLY FOX SHOCK OIL - PT # FOX025-03-012

Replacement Parts For BRP 9407



Note: Use Fox Shock Oil Only PT # FOX025-03-012

#	DESCRIPTION	P/N
1	5/8" Threaded Connector	BRP 9407E
2	Hydraulic Spring Rod Body	BRP 9407A
3	Floating Piston O - Ring	FOX 029-00-324
4	Floating Piston	FOX 223-00-020
5	Body Cap O - Ring	NIA 135
6	Rod Guide Snap Ring	BOL 91985A161
7	Shaft Seal	NIA 114
8	Rod Guide Bushing	BRP 9407C
9	External Rod Guide Seal O - Ring (2 Required)	NIA 209
10	Shaft Wiper	BOL ST-62
11	Hydraulic Spring Rod End Cap	BRP 9407B
12	Piston Shaft	BRP 9407D
13	Travel Indicator	NIA 208
14	Rod End Jam	BRP 786
15	Air Valve Body	PEN IU-02
16	Air Valve Core	PEN IU-04
17	Air Valve Cap	PEN IU-06

#	DESCRIPTION	P/N
18	Rock Guard	BRP 9409
18	Replacement Clamp	SFP HAS-36
19	650# Spring	BRP 9520
19	Optional 900# Spring	BRP 9521
20	1" Aluminum Spring Rod Washer	BRP 1387BK
21	5/8" Adjuster Nut	BRP 1389
22	5/8" Spring Rod End	BRP 1391
23	3/8" Expanding Lock Nut	BOL 94830A535
24	Torque Washer	FOX 050-01-000-C
25	Piston Reducer	FOX 050-00-018
26	Linear Piston	FOX 222-07-002-A
27	Teflon Wear Band	FOX 002-00-000-A
28	Constant (.800" X .015")	FOX 041-08-080-A
29	Valve Shim	FOX 041-XX-XXX
30	Valve Shim	FOX 041-XX-XXX
32	Valve Shim	FOX 041-XX-XXX
33	Valve Shim	FOX 041-XX-XXX
	Complete Valve Assembly (includes piston)	BRP 9407F

SEE PAGE 38 FOR STANDARD STYLE SPRING RODS

SPRING ROD WRENCHES



DESCRIPTION	RED P/N	BLACK P/N
3/4" Spring Rod Wrench	BRP 1398W	
5/8" Spring Rod Wrench	BRP 1399W	BRP 1399WBK

BRP SPRING RODS

Spring Rods - Comes with Spring (no radius rod)




DESCRIPTION	RED P/N	BLACK P/N
3/4" Rod End assembly with 650 pound spring	BRP 1398-650	
3/4" Rod End assembly with 900 pound spring	BRP 1398-900	
3/4" Rod End assembly - no spring	BRP 1398	
5/8" Rod End assembly with 650 pound spring	BRP 1399-650	BRP 1399-650BK
5/8" Rod End assembly with 900 pound spring	BRP 1399-900	BRP 1399-900BK
5/8" Rod End assembly - no spring	BRP 1399	BRP 1399BK

NOTE - all 5/8" spring rods come with BRP 1399W (red) or 1399WBK (black) wrench & all 3/4" spring rods come with BRP 1398W (red)

Complete Spring Rod with Radius Rod (includes Rod End)



DESCRIPTION	RED P/N	BLACK P/N
Complete 650# Spring Rod with 17 1/2" Radius Rod	BRP 1399-650-171/2	
Complete 900# Spring Rod with 17 1/2" Radius Rod	BRP 1399-900-171/2	BRP 1399-900-171/2BK
Complete 900# Spring Rod with 18" Radius Rod		BRP 1399-900-18BK



Spring Rod Replacement Parts

DESCRIPTION	3/4" RED	3/4" BLACK	5/8" RED	5/8" BLACK
Body	BRP 1397		BRP 1396	BRP 1396BK
Slider Housing	BRP 1395	BRP 1395BK	BRP 1395	BRP 1395BK
Slider Rod	BRP 1394		BRP 1393	BRP 1393BK
Rod End	BRP 1392	BRP 1392	BRP 1391	BRP 1391
Steel Adjuster Nut	BRP 1390	BRP 1390	BRP 1389	BRP 1389
Slider Washer	BRP 1388	BRP 1388BK	BRP 1388	BRP 1388BK
Adjuster Washer	BRP 1388	BRP 1388BK	BRP 1387	BRP 1387BK
Travel Indicator	NIA 210	NIA 210	NIA 210	NIA 210
Replacement 90° Grease Fitting	BRP 4801	BRP 4801	BRP 4801	BRP 4801
5/8" F Radius Rod Connecting Stud	-NA-	-NA-	BRP 1396S	BRP 1396S



Replacement 4 1/2" Mini Springs - 1 1/8" I.D. X 1 7/8" O.D.

DESCRIPTION	P/N
4 1/2" X 650#	BRP 9520
4 1/2" X 900#	BRP 9521

SPRING ROD RADIUS RODS


Did You Know...
These Radius Rods are tapered where they thread on the spring rod, so there is less flex- making it stronger!



DESCRIPTION	APROX. C/C LENGTH	RED P/N	BLACK P/N
5/8" F Thread X 5 1/2" Long Radius Rod	18" - 19"	BRP 1385-5.5	BRP 1385-5.5BK
5/8" F Thread X 8" Long Radius Rod	20 1/2" - 21 1/2"	BRP 1385-8	
5/8" F Thread X 8 1/2" Long Radius Rod	21" - 22"	BRP 1385-8.5	
5/8" F Thread X 9" Long Radius Rod	21 1/2" - 22 1/2"	BRP 1385-9	
5/8" F Thread X 15 1/2" Long Radius Rod	28" - 29"	BRP 1385-151/2	BRP 1385-151/2BK
5/8" F Thread X 16" Long Radius Rod	28 1/2" - 29 1/2"	BRP 1385-16	BRP 1385-16BK
5/8" F Thread X 17" Long Radius Rod	29 1/2" - 30 1/2"	BRP 1385-17	BRP 1385-17BK
5/8" F Thread X 17 1/2" Long Radius Rod	30" - 31"	BRP 1385-171/2	BRP 1385-171/2BK
5/8" F Thread X 18" Long Radius Rod	30 1/2" - 31 1/2"	BRP 1385-18	BRP 1385-18BK
5/8" F Thread X 18 1/2" Long Radius Rod	31" - 32"	BRP 1385-181/2	BRP 1385-181/2BK
5/8" F Thread X 19" Long Radius Rod	31 1/2" - 32 1/2"	BRP 1385-19	BRP 1385-19BK
3/4" F Thread X 18" Long Radius Rod	30 1/2" - 31 1/2"	BRP 1386-18	

NOTE - Aprox. C/C Length is the center to center length from heim end to heim end of the rod once the rod is installed

REAR INNER PANHARD MOUNTS



BRP 1624

BRP 1626

BRP 1625

BRP 9369C

BRP 442 Contents

- 2 - 7/16" C Nylock Nuts
- 3 - 7/16" F X 6 1/2" Bolt
- 2 - 7/16" C X 2 1/2" Stud
- 2 - 7/16" F Nylock Nuts

BRP 443 Contents

- 1 - 7/16" C X 3" Stud
- 1 - 7/16" F X 6 1/2" Bolt
- 3 - 7/16" F Nylock Nuts
- 1 - 7/16" C X 2 1/2" Stud
- 2 - 7/16" F X 7" Bolt
- 2 - 7/16" C Nylock Nuts
- 2 - 3/8" C X 1 3/4" Bolt

DESCRIPTION	P/N
Aluminum Inner Panhard mount (includes bolts and spacers) - uses BRP 442 bolt kit (sold separately)	BRP 1624
Right Side Steel Inner Panhard mount - uses BRP 443 bolt kit (sold separately)	BRP 1626
Left Side HD Steel Inner Panhard mount - Use BRP 443 when mounting left only, use BRP 9563 when mounting left and right inner mounts	BRP 1626L
Inner Support for BRP 1624 panhard mount (bolts to 1/2" through bolt of mount to pinion seal cover plate) RECOMMENDED FOR BRP 1624	BRP 1625
1 7/8" Long Quick Pin For BRP 1624 (replaces bolt)	BRP 9370
1 3/4" Long Quick Pin For BRP 1626 (replaces bolt)	BRP 9369C
Bolt Kit for BRP 1624 Aluminum Panhard Mount	BRP 442
Bolt Kit for BRP 1626 or 1626L Steel Panhard Mount	BRP 443
Bolt kit for Dual Mounting BRP 1626 and BRP 1626L	BRP 9563
Dual Panhard Mounting Stud Only (Included in BRP 9563)	BRP 9562

ADJUSTABLE LEFT INNER PANHARD MOUNT



BRP 9598

BRP 9599

BRP 9602

DESCRIPTION	P/N
Left Rear Inner Adjustable Panhard Mount	BRP 9598
Replacement 12V Motor Only	BRP 9599
12V Motor Kit (Includes BRP 9599, BRP 9600B and BRP 9600D)	BRP 9600
Replacement 12V Motor Mounting Bracket	BRP 9600B
Replacement Wiring Harness Only	BRP 9600D
Dash Mounted Position Indicator	BRP 9601
Cockpit Adjuster for BRP 9598	BRP 9602

RIGHT SIDE REAR PANHARD BARS



BRP 1145

Did You Know...

The angle of the panhard bar has a large effect on the race car. Generally, the lower the outboard side is, the tighter the car will be. The higher the outboard side, the looser the car will be.

SEE PAGE 14 FOR ADDITIONAL PANHARD BAR LENGTHS AND PAGE 41 FOR LEFT SIDE PANHARD AND J - BARS



BRP 9120

Did You Know...

One of the benefits of the rubber panhard bars is that it allows the rear end to be cushioned, thus giving the tires more time to hook up in slick conditions. It also allows the rear to move underneath the car, reducing the RR wheel offset and decreasing diagonal percentage and increasing side bite. Once the car straightens back out, it increases the diagonal percentage and gives the car better forward drive!

Solid Right Panhard Bar

DESCRIPTION	RED P/N	BLACK P/N
Standard Rear Panhard Bar	BRP 1150	BRP 1150BK
Use When Offsetting Rear End to Right	BRP 1145	BRP 1145BK

Right Rubber Panhard Bar

DESCRIPTION	RED P/N	BLACK P/N
Rubber Rear Panhard Mount (complete with radius rod and rod end)	BRP 9120	BRP 9120BK

Rubber Panhard Bar Replacement Parts

DESCRIPTION	RED P/N	BLACK P/N
Complete Main Body (includes bearing, snap ring and bronze bushing)	BRP 9121	BRP 9121BK
Incomplete Main Body Bare (no bearing, no snap ring or bronze bushing)	BRP 9121i	BRP 9121iBK
Replacement Radius Rod	BRP 1065	BRP 1065BK
Aluminum Cup Washer	BRP 9124	BRP 9124BK
Steel Washer		BRP 9122
Rubber Slider Bar		BRP 9123
1" I.D. Steel Washer		BRP 9126
1" I.D. Steel Cup Washer		BRP 9127
Bronze Bushing		BRP 9128
Replacement Snap Ring		BOL 1300-100
Replacement Com Bearing		BRE COM8
Replacement Rubber Bushing		BRP 427-1

Also uses BRE 5081L rod end, BRP 786 and BRP 787 jam nuts


NON ADJUSTABLE RIGHT OUTER PANHARD MOUNTS

Standard Right Side Panhard Mount




DESCRIPTION	RED P/N	BLACK P/N
Rear Panhard Mount Assembly (includes all hardware)	BRP 4551	BRP 4551BK
Rear aluminum panhard plate only (no numbers)	BRP 4550	BRP 4550BK
Front aluminum panhard plate only (with laser etched numbers)	BRP 4550A	BRP 4550ABK
2000-present X chassis bolt kit	BRP 4550B	BRP 4550BBK

DESCRIPTION	P/N
Outer panhard support brace - supports panhard bracket to chassis	BRP 4552
3 1/8" Quickpin - for non-adjustable outer panhard mounts (allows for quick adjustment of outer panhard mount without any tools)	BRP 9458



BRP 4550B Contents

- 4- BRP 482 2- 1/2" X 1 1/4" Bolt 1- 1/2" F Nylock Nut
- 1- BRP 719 4- 1/2" X 4 1/2" Bolt 4- 1/2" Nylock Nut
- 1- BRP 720 2- 1/2" X 5 1/2" Bolt 4- 1/2" Narrow Nylock
- 1- 1/2" X 2 1/4" Bolt 1- 1/2" F X 1 1/4" Flat Head 1- 1/2" Lockwasher



1" Shorter Right Side Panhard Mount

DESCRIPTION	RED P/N	BLACK P/N
Rear Panhard Mount Assembly (includes all hardware)		BRP 9076BK
Rear aluminum panhard plate only (no numbers)		BRP 9076ABK
Front aluminum panhard plate only (with laser etched numbers)		BRP 9076BBK
2000-present X chassis bolt kit	BRP 4550B	BRP 4550BBK

Non Adjustable *** FOR AUSTRALIAN CARS WITH BIG TIRES***

ADJUSTABLE RIGHT OUTER PANHARD MOUNTS

Adjustable Right Side Panhard Mount



DESCRIPTION	RED P/N	BLACK P/N
Cockpit Adjustable Rear Outer Panhard Mount Assembly	BRP 4549	BRP 4549BK
Non Cockpit Adjustable Rear Outer Panhard Mount Assembly	BRP 4548	BRP 4548BK
Front aluminum plate with laser etched numbers	BRP 4540	BRP 4540BK
Rear aluminum plate	BRP 4541	BRP 4541BK
Upper threaded center spacer block	BRP 4542	BRP 4542BK
Lower Solid center spacer block	BRP 4543	BRP 4543BK
Rod End slider block	BRP 4544	BRP 4544BK
7/8" C theaded adjuster rod	BRP 4545	BRP 4545
90° Swivel gear drive (BRP 4549 only)	BRP 4546	BRP 4546
Cockpit adjuster shaft knob (BRP 4549 only)		BRP STE8
Cockpit adjuster shaft (BRP 4549 only)		BRP 4547
3/8" detent ball		BRP 509009
Bolt Kit for BRP 4548/4549	BRP 4549B	BRP 4549BBK
3" X 1/2" Shoulder bolt for rod end slider block		BOL 083005C
Taper head bolt for Panhard support		BOL 081253F

BRP 4549B Contents

- 2- 1/2" X 1 1/4" Bolt 1- 1/2" F X 2 1/4" Bolt
- 2- 1/2" X 5 1/2" Bolt 1- 1/2" Lockwasher
- 4- 1/2" Narrow Nylock 1- 1/2" Nylock Nut
- 2- BRP 482 1- 1/2" X 3 1/2" Bolt




DESCRIPTION	P/N
Outer Panhard support brace - supports panhard bracket to chassis	BRP 4552



1 1/4" Shorter Adjustable Right Side Panhard Mount

DESCRIPTION	P/N
1 1/4" Shorter Adjustable Right Side Panhard Mount - Black Anodized	BRP 9353

NON ADJUSTABLE LEFT OUTER PANHARD MOUNTS



Did You Know...

The 9594 mount works for both J-Bar and Left panhard bars. The top 4 holes on this mount are designed for the left J-bar, while the bottom 4 holes are designed for left side panhard bar.

BRP 9594B Contents

- 2- BRP 526 2- 1/2" X 2 1/2" Bolt 2- 1/2" C Narrow Nylock Nuts
- 2- BRP 718 2- 1/2" X 4 1/2" Bolt 2- 1/2" C Nylock Nuts

Left Side Panhard or J-Bar Mount

DESCRIPTION	P/N
Left Side Non Adjustable Outer Panhard Mount (dual purpose to work with left side panhard bar or left side J-bar)	BRP 9594
Left Side Non Adjustable Outer Panhard Mount - Left Side Panhard Only	BRP 9675
Left Side Panhard Support Assembly	BRP 9704

Left Side Panhard Chassis Tabs

DESCRIPTION	P/N
Weld on Upper Slug (2 required)	BRP 1511
Lower Weld On Mount for BRP 9588 / BRP 9594 - For chassis with left rear drop rail only	CHA 527
Lower Weld On Mount for BRP 9588 / BRP 9594 - For chassis with no left rear drop rail only	CHA 527KIT
Left Rear Low Rack Drop Rail Connector (goes from back 2X4 to torsion rack)	CHA 142LL-DROP
Left Rear STD Rack Drop Rail Connector (goes from back 2X4 to torsion rack)	CHA 142LS-DROP
Optional 2X4 slug for Left Rear Short Link Tap Slug (required only when using BRP 9099L-1 only)	CHA 207

Note: Serial # required when ordering CHA parts

ADJUSTABLE LEFT OUTER PANHARD MOUNTS



Left Side Panhard Only Mount

DESCRIPTION	P/N
Left side Cockpit Adjustable Outer Panhard Mount (comes with 90° swivel gear drive and adjuster shaft with knob) *DESIGNED FOR LEFT PANHARD ONLY*	BRP 9588

Did You Know...

This cockpit adjustable mount is designed for left side panhard mounts only. The J-Bar works on a different arc, so the adjuster path is different!

LEFT SIDE PANHARD BAR & J-BAR



DESCRIPTION	P/N
Left Side J-Bar - Hooks to right side of rear end (BRP 1626) and mounts to left side of chassis with BRP 9594 (also requires 2 X 1/2" hole X 5/8" F rod ends and jam nuts - sold separately) Approximate center to center is 24"	BRP 9584
12" Long Left side Panhard Bar Only (also requires 2 X 1/2" hole X 5/8" F rod ends and jam nuts - sold separately)	BRP 1120BK
Left Side J Bar - 2 1/2" Shorter Than BRP 9584 (also requires 2 X 1/2" hole X 5/8" F rod ends and jam nuts - sold separately) Approximate center to center is 21 1/2"	BRP 9684

Did You Know...

When using the left side J-Bar or left side panhard bar, wider torsion rollers must be used. See page 35 for widening kits. Another option is to convert your car to rear coil overs!

LEFT REAR DROOP LIMITER



DESCRIPTION	P/N
Left Rear Adjustable Droop Limiter - Comes with 3" Rear End Tube Clamp, 1 1/2" Upper Saddle Clamp, and shrink wap for chain	BRP 9540
Left Rear Adjustable Droop Limiter - Comes with Quad Lock Rear End Tube Clamp, 1 1/2" Upper Saddle Clamp, and shrink wap for chain	BRP 9648
Left Rear Limiter Clamp for Quad Lock (comes with 2 lock collars and 1 bushing)	BRP 9642
Clevis Mount - Left Rear Chain Limiter on New Style Coil Car	BRP 9677
Replacement 12" Chain for BRP 9540 / BRP 9648	BRP 9537
Replacement 12" Heat Shrink for BRP 9537	BRP 9538

N.E. MOD REAR SUSPENSION

RUBBER FLOOR TORQUE ARM SLIDERS AND HARDWARE



DESCRIPTION	P/N
Steel Torque Arm Slider For Rubber Floor Cars - 6 1/4" center to center	BRP 417S
Replacement Inner Rubber Bushings (4 Required)	BRP 2208G-1
Replacement Inner Aluminum Sleeve (2 required)	BRP 417-2P
Replacement Inner Sleeve End Cap - 4 required	BRP 417-3
Inner Aluminum Cup - PLAIN (sold in pairs with snap ring)	BRP 417-7
3/4" Steel Slider Rod (has 2 flats - 12 1/4" long) - 2 required	BRP 9115
3/4" Aluminum Lock Collar - 4 required	BRP 181-1A
Rubber Biscuit Assembly (comes with bolt, black rubbers, & rod end)	BRP 424
Rubber Biscuit Assembly (comes with bolt, blue rubbers, & rod end)	BRP 424BL
Rubber Biscuit Assembly (comes with bolt, 1 blue 1 red natural rubber & rod end)	BRP 9619
Rod End Only (2 1/4" from center of heim to end of threads)	BRP 425
Rubber Bushing Kit (comes with 2 washers, 2 black rubbers, and 1 sleeve)	BRP 427
Black Rubber Bushing Only (70 durometer) - 1 3/8" high	BRP 427-1
Blue Rubber Bushing Only (60 durometer) - 1 3/8" high	BRP 427-5
Shortened Blue Rubber Bushing Only (60 Durometer) - 1 1/8" high	BRP 427-6
Natural Red Rubber Bushing Only (50 Durometer) - 1 3/8" high	BRP 9596
Steel Washer Only	BRP 427-3
Steel Inner Sleeve (2 1/2" long)	BRP 427-4
Replacement Inner Bolt (bolt goes through center of slider - 5/8" F X 4")	BOL 104001F
5/8" Front Slider Shaft (includes BRP 181A locking collar)	BRP 419

DESCRIPTION	P/N
Aluminum LW Torque Arm Slider For Rubber Floor Cars - 6 1/4" center to center	BRP 9701
Replacement Inner Rubber Bushings (4 Required)	BRP 2208G-2
Replacement Inner Aluminum Sleeve (2 required)	BRP 9701B
Replacement Inner Sleeve End Cap - (4 required)	BRP 417-3
Replacement Snap Ring - (4 required)	BOL 1400-0100



NOTE: BRP 417S can be used in either VERSION 2 and VERSION 3 rubber floors. They can also be used in standard floors with 6 1/4" slider rod spacing.

VER 2 RUBBER FLOOR COMPONENTS

Note: See Page 193 For Slider Floor Chassis Components



DESCRIPTION	P/N
Complete Generation II Rubber Floor Assembly (comes with front and rear cross assemblies and rubber bushings)	CHA185
Gen II Floor Front or Rear Cross Brace (comes with rubber bushings)	CHA185-1
Replacement Rubber Bushing For Floor - 4 required per cross brace	BRP 2208G
Solid Bushing Replacement Kit - Includes 4 BRP 9567 and 4 BRP 9568 (used to replace all rubber bushings in Ver 2 floor)	BRP 9569
Replacement Gen II Floor Cross Link - requires 2 heim ends	BRP 727
Replacement Light Weight Gen II Floor Cross Link - requires 2 heim ends	BRP 727A
Replacement Left Hand Heim End - 1 required	BRE 1081L
Replacement Right Hand Heim End - 1 required	BRE 1081R
Replacement Jam Nut for BRP 727- 1 required	BRP 784
Left Side Foot Pad For Ver 2 Rubber Floor	BRB 2937L
Right Side Foot Pad For Ver 2 Rubber Floor	BRB 2937R
Replacement Rubber Floor Shouldered Mounting Bolt (4 required)	BOL 082505C

Did You Know...
The Ver. 2 rubber floor takes 2 BRP 9115 slider rods, and uses the BRP 417S slider. You can use either the BRP 424 or the BRP 9425 biscuit!

VER 3 RUBBER FLOOR COMPONENTS



DESCRIPTION	P/N
Ver 3 Rubber Floor Assembly	CHA99HV3
Replacement Rubber Bushing For Floor (4 required)	BRP 2208G
Replacement Solid Bushing For Floor - 4 required (sold each)	BRP 9568
Foot Plate For Version 3 Rubber Floor - fits left and right	BRB 15-37

Note: See Page 193 For Slider Floor Chassis Components

Did You Know...
The Ver. 3 rubber floor takes 2 BRP 9115 slider rods, and uses the BRP 417S slider. You can use either the BRP 424 or the BRP 9425 biscuit!

STANDARD FLOOR TORQUE ARM SLIDERS AND HARDWARE

Did You Know...

These parts will fit all 2000 to present standard NON rubber floor Bicknell Chassis.



DESCRIPTION	P/N
3/4" STD FLOOR Steel Slider Rod (has 1 flat - 11 7/8" long) - 2 Required	BRP 9115
3/4" Aluminum Lock Collar - 2 required	BRP 181-1A
Rubber Biscuit Assembly (complete with bolt, black rubbers & rod end)	BRP 424
Rubber Biscuit Assembly (complete with bolt, blue rubbers, & rod end)	BRP 424BL
Rod End Only (2 1/4" from center of heim to end of threads)	BRP 425
Rubber Bushing Kit (comes with 2 washers, 2 black rubbers and 1 sleeve)	BRP 427
Black Rubber Bushing Only - 70 Durometer (sold each) 1 3/8" high	BRP 427-1
Blue Rubber Bushing Only - 60 Durometer (sold each) 1 3/8" high	BRP 427-5
Shortened Blue Rubber Bushing Only - 60 Durometer (sold each) 1 1/8" high	BRP 427-6
Shortened Blue Rubber Bushing Only - 60 Durometer (sold each) 3/4" high	BRP 427-7
Shortened Blue Rubber Bushing Only - 60 Durometer (sold each) 1/2" high	BRP 427-8
Shortened Red Rubber Bushing Only - 50 Durometer (sold each) 1 1/8" high	BRP 9596
Steel Washers Only	BRP 427-3
Steel Inner Sleeve (2.50" long)	BRP 427-4
Stainless Steel Front Slider Shaft (includes BRP 181A locking collar)	BRP 419
Midrail Aluminum Slider Plate - 4 1/4" center to center	BRP 418
Replacement Center Bolt (5/8" F X 4" Bolt)	BOL 104001F8

Note: See Page 193 For Slider Floor Chassis Components



Did You Know...

Red rubber bushings give better forward bite - but they should be checked after every race for wear!

STANDARD FLOOR SLIDER ASSEMBLY



DESCRIPTION	P/N
Complete Welded Standard Floor Assembly	CHA99H

Note: See Page 193 For Slider Floor Chassis Components

TRIPLE BISCUIT PICKUP



DESCRIPTION	P/N
Complete Triple Biscuit Pickup Assembly	BRP 9425
Replacement Bottom Biscuit - Blue (1 required)	BRP 427-5
Replacement Steel Washer (2 required)	BRP 427-3
Replacement Top Middle Biscuit (1 required)	BRP 427-7
Replacement Top Biscuit (1 required)	BRP 427-8
Replacement Aluminum Cup Washers (3 required)	BRP 9101
Replacement Inner Sleeve (3-1/8" Long 1 required)	BRP 9103
Replacement Rod End (1 required) 1 7/8" long	BRP 9104
Replacement Center Bolt (1 required) 5/8" F X 4 1/2" long	BOL 104501F8

DRIVESHAFT SAFETY HOOPS



DESCRIPTION	P/N
Front Hoop for BRP 426, 432, 433, & 439 Torque Arms (Silver)	BRP 1646
Rear Hoop for BRP 426, 432, 433, & 439 Torque Arms (Silver)	BRP 1647
Front Hoop for BRP 430 Torque Arms (Red)	BRP 1648
Rear Hoop for BRP 430 Torque Arms (Red)	BRP 1649
Front Hoop for BRP 9018 Adjustable Torque Arms (Yellow)	BRP 9009
Rear Hoop for BRP 9018 Adjustable Torque Arms (Yellow)	BRP 9010
Replacement Bolt for BRP 1646 or BRP 9009 (2 required) 5/8" X 1/2 shoulder	BOL 1005005C
Replacement Bolt for BRP 1647 or BRP 9010 (2 required) 3/8" X 1/2 shoulder	BOL 0605005C

DRIVESHAFT COVERS



BRP 9020

DESCRIPTION	P/N
Driveshaft Cover BER 1200 Transmission (2nd Generation)	BRP 9020
Optional Drive Shaft Slot Cover for BRP 9020 (remote cable shifter)	BRP 9020-4

TORQUE ARM PLATES

Did You Know...
BRP 432 are the most common torque arms. They have a -3 degree pinion angle. Use BRP 426 for 0 degree torque arms.



APPLICATION	DESCRIPTION	LENGTH	# OF FRONT HOLES	PINION ANGLE	PLAIN	BLACK
Mid Rail	Standard Quick Change Rear	26 1/2" - 32 1/2"	5 Holes	0°	BRP 426	
Downtube	Standard Quick Change Rear	26 1/2" - 28"	2 Holes	0°	BRP 428	
Mid Rail	Non Quick Change Rear	26 1/2" - 32 1/2"	5 Holes	0°	BRP 430	
Mid Rail	Standard Quick Change Rear	28" - 32 1/2"	4 Holes	-3°	BRP 432	BRP 432BK
Mid Rail	Engine Back Quick Change Rear	28" - 31"	3 Holes	-3°	BRP 9295	BRP 9295BK
Mid Rail	V-8 Quick Change Rear	26 1/2" - 32"	5 Holes	0°	BRP 433	

Did You Know...
BRP 430 torque arms are used for non-quick change rear ends only. They have a 0 degree pinion angle.

Torque Arm Bolt Kits

DESCRIPTION	P/N
Torque Arm Bolt Kit for BRP 1624 Aluminum Panhard Mount * requires 1-BRP 694 and 1-BRP 1625	BRP 442
Torque Arm Bolt Kit for BRP 1626 or 1626L Steel Panhard Mount	BRP 443
Torque Arm Support Spacer (Use Bolt # BOL 087001CZ)	BRP 694
Torque Arm Bolt Kit for BRP 1626 and BRP 1626L Dual Steel Mounts	BRP 9563
Dual Rear Panhard Mount Stud Only (Included in BRP 9563)	BRP 9562

BRP 442 and BRP 443 include all hardware to mount torque arms to rear end. SEE PAGE 39 for bolt kits.

ADJUSTABLE TORQUE ARM KITS


Did You Know...
These torque arm kits come with all the hardware and safety loops- rear end through bolts are also required.

Complete Adjustable Kits


DESCRIPTION	P/N
Adjustable Torque Arm Kit for 10" Rear Ends (fits Winters, DMI, Tiger)	BRP 9018

Replacement Parts

DESCRIPTION	P/N
Rear Common Plate for Standard 10" Rear Ends (used in BRP 9018)	BRP 9006
Rear Common Plate for V8 Rear Ends (used in BRP 9019)	BRP 9015
Rear Common Plate for Non Quick Change Rear End (used in BRP 9090)	BRP 9085
Right Front Adjuster Plate (used on BRP 9018 / 9019 / 9090)	BRP 9007
Left Front Adjuster Plate (used on BRP 9018 / 9019 / 9090)	BRP 9008
Front Driveshaft Loop for (BRP 9018 / BRP 9019 ONLY)	BRP 9009
Rear Driveshaft Loop (BRP 9018 / BRP 9019 ONLY)	BRP 9010
Tie Rod adjuster Link - 3/4" aluminum hex with 1/2" F tapped ends	BRP 9011
Special machined 1/2" Shoulder Bolt (2 per side top and bottom)	BRP 9012
Rear Tie Rod Spacer (short spacer) 1 required per side (red aluminum)	BRP 9013
Front Tie Rod Spacer (long spacer) 1 required per side (red aluminum)	BRP 9014
5/8" Front Cross Shaft (comes with spacers, collars and nuts)	BRP 9017
Cross Shaft Lock Collars - 1 spacer required per side	BRP 181A
Cross Shaft Locating Collars (locates shaft in counterbore) - 1 required per side	BRP 765
1/2" F Male Left Hand Rod End for Tie Rod	BRE 1081L
1/2" F Male Right Hand Rod End for Tie Rod	BRP 1081R
Replacement Front Spacer Bolt - 1/2" C X 7" long hex bolt	BOL 087001C
Replacement Rear Spacer Bolt - 1/2" C X 6 1/2" long hex bolt	BOL 086501C
Replacement Pivot Shoulder Bolt - 5/8" C X 3/4"	BOL 1007505C



BRP 9018



BRP 9007

BRP 9008

BRP 9006

BRP 9012

TORSION STOPS FOR 1 1/8" BARS

Did You Know...

The BRP 263 / 263BK torsion stops have a steel insert to prevent galling of adjuster threads. The result is the durability of steel, with the light weight properties of aluminum giving you the best of both worlds!



DESCRIPTION	P/N
Aluminum Straight Torsion Stop	BRP 261
Aluminum Curved Torsion Stop - Red Anodized	BRP 263
Aluminum Curved Torsion Stop - Black Anodized	BRP 263BK
Steel Straight Torsion Stop	BRP 260
Steel Curved Torsion Stop	BRP 262
Replacement Adjuster Bolt for BRP 261,263,260 & 262 (7/16" X 2 1/2" Long)	BRP 259
Lightweight Sprint Car Torsion Stop	BRP 4508
Replacement Adjuster Bolt For BRP 4508 (7/16" X 2" Long)	BRP 259-2
RR Easy Adjust Torsion Stop	BRP 9525

Did You Know...

A fresh new design that allows easy access to the adjuster bolt for the right rear torsion bar of the car. This unique design has the bolt pointing down to the ground away from the fuel cell allowing hassle free weight adjustment

TORSION BEARINGS & BUSHINGS



DESCRIPTION	P/N
Nylon 1 1/8" I.D. for 1 1/2" X .120 wall (1.260" bore)	BRP 264
Brass 1 1/8" I.D. for 1 1/2" X .120 wall (1.260" bore)	BRP 264B
Nylon 1 1/8" I.D. for 1 1/2" X .095" wall (1.310" bore)	BRP 265
Nylon 1" I.D. for 1 3/8" X .095" wall (1.185" bore)	BRP 278
Torsion Roller Bearing 1 1/8" I.D.	BRP 1533
Torsion Bearing Snap Ring	BRP 1534
Torsion Bearing Spacer	BRP 1535
Spherical Non-Binding Torsion Bearing	BRP 9297
Rubber Torsion Bearing Boot Protector	BRP 9327
Torsion Bar Cover	BRP 9566

Did You Know...

The BRP 9327 rubber torsion bearing boot is a rubber cover that goes over top of the torsion cup (where the bearing sits in the torsion rack). It protects the bearing from water, and keeps the grease in the bearing. It also makes disassembly easier!

TORSION BAR ROLLER TOOLS



DESCRIPTION	P/N
Torsion Roller Change Tool	BRP 4399
Torsion Roller Unloader Tool	BRP 9428

Did You Know...

The BRP 9428 roller unloader attaches to the torsion arm via a quick disconnect pin. You can then jack on the bottom of the tool which unloads the torsion arm roller. You can easily move or replace the roller safely!

TORSION BARS AND TORSION RACKS

Did You Know...

The first cars to utilize a torsion bar suspension were designed by a Czechoslovakian Professor by the name of Hans Ledwinka in the Mid 1930's.



TORSION BARS

DIA.	29" BERT BARS	29" SCHROEDER	29" WINTERS	29" STRANGE
0.900"	BER 163-S	SHR 29SD900	WIN 6362-900	STG 29-900
0.925"	BER 164-S	SHR 29SD925	WIN 6362-925	STG 29-925
0.950"	BER 165-S	SHR 29SD950	WIN 6362-950	STG 29-950
0.975"		SHR 29SD975	WIN 6362-975	STG 29-975
1.000"	BER 166-S		WIN 6362-1000	
1.025"	BER 167-S		WIN 6362-1025	
1.050"			WIN 6362-1050	



BRP 269B-8

Torsion Racks

DESCRIPTION	P/N
Standard Torsion Rack - 40 1/8" Wide With 2" Spread Between Tube Centers	BRP 269B-6
Split 2 Bearing Rack - 40 1/8" Wide With 3" Spread Between Tube Centers	BRP 269B-7
Split 4 Bearing Rack - 40 1/8" Wide With 3" Spread Between Tube Centers	BRP 269B-8



BRP 9566

Did You Know...

When changing your car over from torsions to coils, you can use this to cover the end of the torsion bearing!

TORSION BAR CHECKER



BRP 9242

DESCRIPTION	P/N
Torsion Bar Checker Tool	BRP 9242

**** NOTE- Does not include scale pad ****

TORSION ARMS



BRP 4400-1

BRP 4400-2

BRP 4402

BRP 9078

BRP 4403

BRP 9360
No Roller Plate Needed

DESCRIPTION	RED P/N	BLACK P/N
1" X 2" Blank Arm 24" Long (Plain Aluminum Only)	BRP 231-24	
Left Rear Roller Torsion Arm - 20" Long	BRP 4400	BRP 4400BK
Right Rear Roller Torsion Arm - 19" Long	BRP 4402	BRP 4402BK
Right Rear Roller Torsion Arm - 19" Long with 1" Offset Bent Right	BRP 4400-1	BRP 4400-1BK
Right Rear Roller Torsion Arm - 19" Long with 2" Offset Bent Right	BRP 4400-2	BRP 4400-2BK
Left Rear Roller Torsion Arm - 20" Long with 1" Offset Bent Left	BRP 4400-1R	BRP 4400-1RBK
Left Rear Roller Torsion Arm - 20" Long with 2" Offset Bent Left	BRP 4400-2R	BRP 4400-2RBK

Replacement Torsion Arm Parts

DESCRIPTION	P/N
Replacement Convex Roller Plate (includes tapered bolts)	BRP 9078
Replacement Tapered Bolts for Roller Plate	BOL 040753C
Safety Bolt (Keeps torsion arm in place in case of radius rod breakage)	BRP 4403

Ultra Heavy Duty Torsion Arms

DESCRIPTION	P/N
22" Ultra HD Left Rear Torsion Arm - Machined from special aircraft material	BRP 9360
20 1/2" Ultra HD Right Rear Torsion Arm - Machined from special aircraft material	BRP 9361
22 7/8" Ultra HD Right Rear Torsion Arm - Machined from special aircraft material Used on LR When Using Shorter LR Radius Rod	BRP 9522

REAR END BRIDGE COMPONENTS

Birdcage Bridge Mounts

DESCRIPTION	RED P/N	BLACK P/N
Outer 2 Piece Rear Tube Clamp For 8 Bolt Rear End Tubes	BRP 9036	BRP 9036BK
Outer 1 Piece Rear Birdcage Clamp for Adjustable Quad Lock Rear End Birdcages		BRP 9406
Outer 1 Piece Rear Birdcage Clamp for Non Adjustable Quad Lock Rear End Birdcages	BRP 9037	BRP 9037BK
Outer 1 Piece Rear Tube Clamp for 3" Large Bearing Rear End Tubes	BRP 9039	BRP 9039BK
Billet Bridge Mount For Adjustable Quadlock (BRP 9310) Birdcages with 3" wide Roller		BRP 9625
Universal Quadlock Bridge Mount		BRP 9627

Did You Know...


The BRP 9037 has been redesigned to work with the both BRP 9032 / 9033 birdcages as well as the BRP 9465 / 9466 birdcages!

Rear End Bridge Mounts

DESCRIPTION	RED P/N	BLACK P/N
Steel Rear Bridge Mount For Quick Change Rear End - Fits Winters, DMI, & Tiger		BRP 9040
Steel Front Bridge Mount For Quick Change Rear - Fits Winters, DMI, & Tiger		BRP 9041
Aluminum Top Bridge Mount For Quick Change Rear End - Fits Winters, DMI & Tiger	BRP 9059	BRP 9059BK

Radius Rods For Bridge Mounts

DESCRIPTION	P/N
10 1/2" Radius Rod For Left Rear Top Bridge Mount (fits 8 bolt, large bearing and quad lock tubes)	BRP 78105
18" Radius Rod for Right Rear Top Bridge Mount (fits 8 bolt, large bearing and quad lock tubes)	BRP 78180
1/2" F Left Hand Aluminum Rod End For Bridge Radius Rods (2 required)	BRE 6081L
1/2" F Right Hand Aluminum Rod End For Bridge Radius Rods (2 required)	BRE 6081R
Left Hand Jam Nut For Bridge (2 required)	BRP 784
Right Hand Jam Nut For Bridge (2 required)	BRP 785



REAR END MEASUREMENT TOOL

Did You Know...

The BRP 9338 is used to measure the rear end from the keystone on the chassis. It has laser etched markings so reading it is a breeze!



DESCRIPTION	P/N
Rear End Measurement Tool	BRP 9338
Rear End Alignment Tool	BRP 9526

QUICK CHANGE ACCESSORIES



DESCRIPTION	P/N
Aluminum Gear Drain Pan	BRP 5110
10 Spline Plastic Gear Tote Box - clear	ALL 14350
10 Spline Plastic Gear Tote Box - black	ALL 14351
Midget Plastic Gear Tote Box - clear	ALL 14352
Aluminum Rear End Filler (AN 10 Outlet)	BRP 9152

DMI CT-1 QUICK CHANGE REAR ENDS

DMI STOCKING OPTION LIST

OPTION 1 - THERMAL COATING

1A	black thermal coating - 6 rib
1B	black thermal coating - 8 rib
1E	black thermal coat - center only

OPTION 5 - SIDE BELLS

5A	8 rib side bells - both sides
----	-------------------------------

OPTION 9 - SPOOL

9A	Ultralight aluminum spool
9B	locker differential

OPTION 2 - RING & PINION

2A	EDM ring gear
2B	REM ring & pinion
2C	REM & EDM Ring & Pinion
2F	Super G ring & pinion

OPTION 6 - LOW DRAG & BEARINGS

6A	low drag seals / severe duty bearings
6B	low drag seals / severe duty bearings with seal plate seal
6H	low drag seals / REM SD bearings
6M	low drag seals / PROglide SD bearings

OPTION 3 - LOWER SHAFT

3C	aluminum end yoke
3D	heavy duty lower shaft
3E	gun drilled lower shaft

OPTION 7 - THRU BOLTS

7B	Dirt mod thru bolts w/ 4B seal plate
7C	Dirt late model thru bolts
7D	Dirt mod thru bolt for torque arm & long side bell for LS panhard

OPTION 4 - SEAL PLATE

4A	front seal plate - standard
4B	front seal plate w/o 2 counterbores
4C	front seal plate w/o counterbores

OPTION 8 - TUBES

8E	BRP Quadlock tubes - specify length
8F	BRP Quad tube option
8G	Steel Wide 5 tubes - specify length

More options are available from DMI!
Ask your sales person for more details.

All DMI Rears Include Standard Features:

- O-Ringed Aluminum Gear Cover
- 100% Magnesium Castings
- Breather Assembly
- Bell to tube thru bolts
- Magnetic drain plug
- Correct length Thru Bolts for your application
- AN 10 Port for fill can
- Timken® Pinion Bearings
- Heat Treated Lower Shaft
- Three side bell studs per side allow for easy removal without complete disassembly



CT-1

DMI CT-1 QUICK CHANGE BARE CENTERS

BARE CENTER SECTIONS - NO TUBES


DESCRIPTION	OPTIONS	RATIO	P/N
DMI 4.86 Quick Change Rear - base rear no thermal coating	Options 1B, 2F, 3D, 4B, 5A, 6B, 7B	4.86	DMI CT1-486-SG
DMI 4.12 Quick Change Rear - base rear no thermal coating	Options 1B, 2F, 3D, 4B, 5A, 6B, 7B	4.12	DMI CT1-412-SG



BULLDOG
Quick Change

DMI CT1-486-SG

DMI CT-1 QUICK CHANGE WITH TUBES



***NOTE: DMI rear ends have
BRP 4050-05 and BRP 4050-60 quadlock tubes installed**

DESCRIPTION	OPTIONS	LR TUBE	RR TUBE	RATIO	P/N
DMI 4.86 Quick Change Rear - base rear no thermal coating	Options 3D, 4B, 5A, 7B	20 1/16"	28 1/16"	4.86	DMI CT1-486-4050
DMI 4.12 Quick Change Rear - base rear no thermal coating	Options 3D, 4B, 5A, 7B	20 1/16"	28 1/16"	4.12	DMI CT1-412-4050
DMI 4.12 Super G R/P Finish with black thermal coating	Options 1B, 2F, 3D, 4B, 5A, 6B, 7B	20 1/16"	28 1/16"	4.12	DMI CT1-412-SG-4050*
DMI 4.86 Super G R/P Finish with black thermal coating	Options 1B, 2F, 3D, 4B, 5A, 6B, 7B	20 1/16"	28 1/16"	4.86	DMI CT1-486-SG-4050*

*** Best Rear ends Top Line**

DMI CT-1 QUICK CHANGE BELL & TUBE

DMI CT-1 WITH QUADLOCK 4050 SERIES TUBE INSTALLED

DESCRIPTION	P/N
8 Rib Black Thermal Coated Bell with 4050-05 Left Tube Installed Also has spool seal and race installed	DMI 1107-01-4050-05
8 Rib Black Thermal Coated Bell with 4050-60 Right Tube Installed Also has spool seal and race installed	DMI 1108-01-4050-60



DMI 1107-01-4050-05



DMI CT-1 / SS-1 ACCESSORIES



DESCRIPTION	P/N
DMI 75W90 'BULLDOG BLOOD' Synthetic Gear oil - 1 gallon jug	DMI BULLDOG1
DMI 75W90 'BULLDOG BLOOD' Synthetic Gear oil - 5 gallon pail	DMI BULLDOG5
DMI Vault Lock Rear Cover - 1/4" Quick install / removal cover	DMI RRC-1373

DMI CT1 REPLACEMENT PARTS

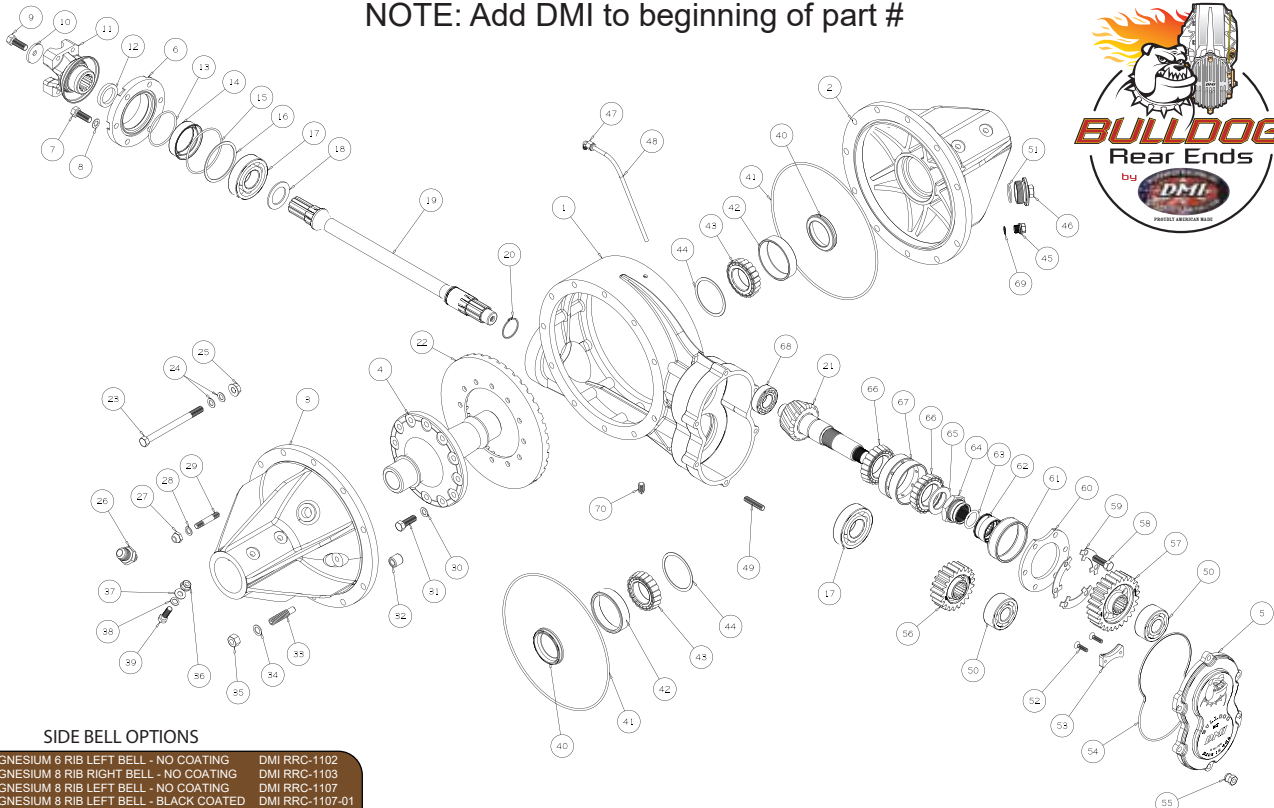
INDEX #	DESCRIPTION	PART #	QUANTITY	INDEX #	DESCRIPTION	PART #	QUANTITY
1*	CT-1 MAGNESIUM CENTER SECTION	RRC-1000	1	36	LOCKNUT FOR CT-1 SIDE BELL TO TUBE	RRC-1113	12
2*	CT-1 RIGHT SIDE BELL - 8 RIB - SEE NOTE FOR OPTIONS	RRC-1108	1	37	HARDENED WASHER FOR CT-1 SIDE BELL TO TUBE	RRC-1114	12
3*	CT-1 LEFT SIDE BELL - 8 RIB - SEE NOTE FOR OPTIONS	RRC-1107	1	38	BELLEVILLE WASHER FOR INSIDE CT-1 TUBE	RRC-1115	12
4*	CT-1 ALUMINUM SPOOL	PEM QCCFSA31	1	39*	BOLT FOR CT-1 SIDE BELL TO TUBE	RRC-1112	12
5	BILLET ALUMINUM REAR COVER W/ BEARINGS - BLACK	RRC-1386B	1	40*	CT-1 SIDE BELL AXLE SEAL	RRC-1104	2
6*	FRONT SEAL PLATE FOR CT-1	RRC-1001	1	41	SIDE BELL O-RING	RRC-1105	2
7	BOLT FOR CT-1 SEAL PLATE TO CENTER	RRC-1011	6	42	CT-1 SIDE BELL RACE	RRC-1170	2
8	WASHER FOR CT-1 SEAL PLATE TO CENTER	RRC-1012	6	43*	CT-1 SIDE BELL BEARING FOR ALUMINUM SPOOL	RRC-1171	2
9	CT-1 FRONT YOKE BOLT	RRC-1482	1	44	CT-1 SPOOL SHIM KIT 3EA - .010, .012, .015, .020	RRC-1276	1
10*	CT-1 FRONT YOKE WASHER	RRC-1481	1	45	FILL LEVEL PLUG	RRC-1016	1
11	CT-1 FRONT YOKE	RRC-1479	1	46	LARGE INSPECTION PLUG	RRC-1010	1
12	ALUMINUM SPACER FOR UNDER CT-1 FRONT YOKE	RRC-1485	1	47	90° BREATHER PUSH - LOCK	RRC-1040	1
13	O-RING FOR CT-1 SEAL PLATE SEAL	RRC-1003	1	48	BREATHER TUBING - PER INCH	RRC-1036	1
14*	FRONT SEAL FOR CT-1 SEAL PLATE	RRC-1002	1	49	REAR COVER STUD	RRC-1355	6
15	O-RING FOR CT-1 SEAL PLATE FLANGE	RRC-1004	1	50	REAR COVER BEARING	RRC-1350	2
16	SPIRALOCK FOR SEAL PLATE	RRC-1007	1	51	LARGE INSPECTION PLUG O-RING	RRC-1015	1
17*	CT-1 LOWER SHAFT BEARING	RRC-1411	2	52	BOLTS FOR GEAR COVER BEARING RETAINER	RRC-1391	2
19*	CT-1 STEEL LOWER SHAFT	RRC-1427	1	53	GEAR COVER BEARING RETAINER	RRC-1390	1
20	LOWER SHAFT SNAP RING	RRC-1620	1	54	SILICONE SEALING RING FOR GEAR COVER	RRC-1345	1
21*	4.12 PINION	RRC-1300	1	55	REAR COVER HIGH NUT - BLUE	RRC-1361B	6
22*	4.12 RING	RRC-1300	1	58*	PINION RETAINER BOLT	RRC-1335	6
23	CT-1 5.5" CENTER / SIDE BELL THRU BOLT	RRC-1125	1	59	2 BOLT LOCKING TAB	RRC-1330	3
24	SIDE BELL WASHER	RRC-1130	8	60	PINION RETAINER FLANGE	RRC-1320	1
25	CT-1 SIDE BELL FLANGE NUT	RRC-1127	16	61	PINION BEARING SPACER	RRC-1315	1
26	PORT -8 TO -10 UNION	RRC-1032	1	62	POSI-LOCK RETAINER	RRC-1366	1
27	CT-1 SIDE BELL FLANGE NUT	RRC-1127	1	63	POSI-LOCK O-RING	RRC-1367	1
28	SIDE BELL WASHER	RRC-1130	6	64	POSI-LOCK NUT - RH	RRC-1369	1
29*	SIDE BELL STUD	RRC-1110	6	65	PINION WASHER	RRC-1368	1
30*	RING BOLT WASHER	RRC-1302	6	66	BIG PINION BEARING - TIMKEN	RRC-1311	2
31	RING GEAR BOLT	RRC-1301	12	67	BIG PINION BEARING RACE	RRC-1312	1
32	RING GEAR BACK STOP	RRC-1135	12	68	SMALL PINION BEARING	RRC-1310	1
33	BACK STOP SET SCREW	RRC-1140	1	69	FILL LEVEL PLUG O-RING	RRC-1017	1
34	BACK STOP WASHER	RRC-1146	1	70	3/8" NPT MAGNETIC DRAIN PLUG	RRC-1031	1
35	BACK STOP ALUMINUM NUT	RRC-1150	1				

47 + 48
DMI RRC-1034

* Part Numbers may vary due to options

**CAN ALSO USE PEM QCCFSA31

NOTE: Add DMI to beginning of part #




SIDE BELL OPTIONS

MAGNESIUM 6 RIB LEFT BELL - NO COATING	DMI RRC-1102
MAGNESIUM 8 RIB RIGHT BELL - NO COATING	DMI RRC-1103
MAGNESIUM 8 RIB LEFT BELL - NO COATING	DMI RRC-1107
MAGNESIUM 8 RIB LEFT BELL - BLACK COATED	DMI RRC-1107-01
MAGNESIUM 8 RIB RIGHT BELL - NO COATING	DMI RRC-1108
MAGNESIUM 8 RIB RIGHT BELL - BLACK COATED	DMI RRC-1108-01



DMI CT-1 EZ SERIES REAR ENDS



EZ SERIES

DMI EZ-CT1412SG-4050

NOTE: DMI rear ends have BRP 4050-05 and BRP 4050-60 tubes installed

DESCRIPTION	OPTIONS	LR TUBE	RR TUBE	RATIO	P/N
DMI 4.86 EZ CT1 Quick Change Rear - Super G Ring and pinion, Black Thermal Coated Center Section	Options: 1E, 2F, 3D, 4C, 6B, 7D	20 1/16"	28 1/16"	4.86	DMI EZ-CT1-486SG-4050
DMI 4.12 EZ CT1 Quick Change Rear - Super G Ring and pinion, Black Thermal Coated Center Section	Options: 1E, 2F, 3D, 4C, 6B, 7D	20 1/16"	28 1/16"	4.12	DMI EZ-CT1-412SG-4050

DMI CT-1 EZ SERIES PARTS



DMI RRC-5001



DMI RRC-5000



DMI RRC-5400

DESCRIPTION	P/N
DMI EZ Series Billet Left Bell	DMI RRC-5001
DMI EZ Right Bell Only	DMI RRC-5000
DMI EZ Series Tube Base	DMI RRC-5400
EZ Series Aluminum Spool	DMI RRC 5100
EZ Series Aluminum Light Weight Spool	DMI RRC-5101

DMI EZ CT-1 QUICK CHANGE BELL & TUBE



DMI RRC-EZKIT4050-05

DMI EZ CT-1 WITH QUADLOCK 4050 SERIES TUBE INSTALLED

DESCRIPTION	P/N
EZ Black Coated Bell with 4050-05 Left Tube Installed Also has spool seal and race installed	DMI RRC-EZKIT4050-05
EZ Black Coated Bell with 4050-60 Right Tube Installed Also has spool seal and race installed	DMI RRC-EZKIT4050-60

DMI SS-1 QUICK CHANGE REAR WITH TUBES



SS1



DMI SS1-412-4050

NOTE: DMI rear ends have BRP 4050-05 and BRP 4050-60 tubes installed

Did You Know...

The DMI SS1-4.12 is the shortest, quickest, and strongest full size appearing rear on the market! It features an ultralight 8" ring gear and mini pinion and is a full 1 1/2" shorter than the CT-1. This rear is perfect for low horsepower and crate cars!

DESCRIPTION	OPTIONS	LR TUBE	RR TUBE	RATIO	P/N
DMI SS1 4.12, EDM & REM Ring and Pinion, Thermal Coating	Options: 1E, 2C, 3E, 4C, 6M, 7D	20 1/16"	28 1/16"	4.12	DMI SS1-412-4050



DMI EZ SS-1 QUICK CHANGE REAR W/ TUBES



DESCRIPTION	OPTIONS	LR TUBE	RR TUBE	RATIO	P/N
DMI SS1 4.12, EDM & REM Ring and Pinion, Thermal Coating	Options: 1E, 2C, 3E, 4C, 6M, 7D	20 1/16"	28 1/16"	4.12	DMI EZSS1-412-4050



WINTERS QUICK CHANGE REAR ENDS

Bare Center Rear Ends

DESCRIPTION	RING & PINION	SPOOL	P/N
Winters 10" Quick Change - no tubes	10" standard 4.86 ratio	Standard Aluminum	WIN K5270S
Winters 8" Ultra Lightweight Quick Change - no tubes	8" standard 4.12 ratio	Ultra Light Aluminum	WIN K5280-LW

Winters 10" Quick Change - No Tubes



WIN K5270S comes with the following options:

4.86 RATIO

- 8133 - Sprint Center
- 8155P - HD 8 Rib Bells
- 8168 - HD Gear Cover
- 8115 - Aluminum Spool
- 8104 - Pinion Posi-Lock Assembly
- 8143 - Pinion Nose Support
- 9147 - ARP R/P Bolts

10" Rear ends with no tubes are available with the following options:

DESCRIPTION	P/N
EDM ring and pinion	WIN 8202-RP
Black thermal dissipant coating	WIN 8208
10" REM ring gear	WIN 8218-486

Winters 8" Ultra Light Quick Change - No Tubes



WIN K5280-LW comes with the following options:


4.12 RATIO

- 8111-8S-6 - GEN 2 4.12 R/P shortened
- 8133-8S-6 - GEN 2 Short Sprint Center
- 8104 - Posi Lock Assembly
- 8115 - Aluminum Spool
- 8155P - HD 8 Rib Bells
- 9139 - Pinion Nose Support
- 9147S - ARP R/P Bolts

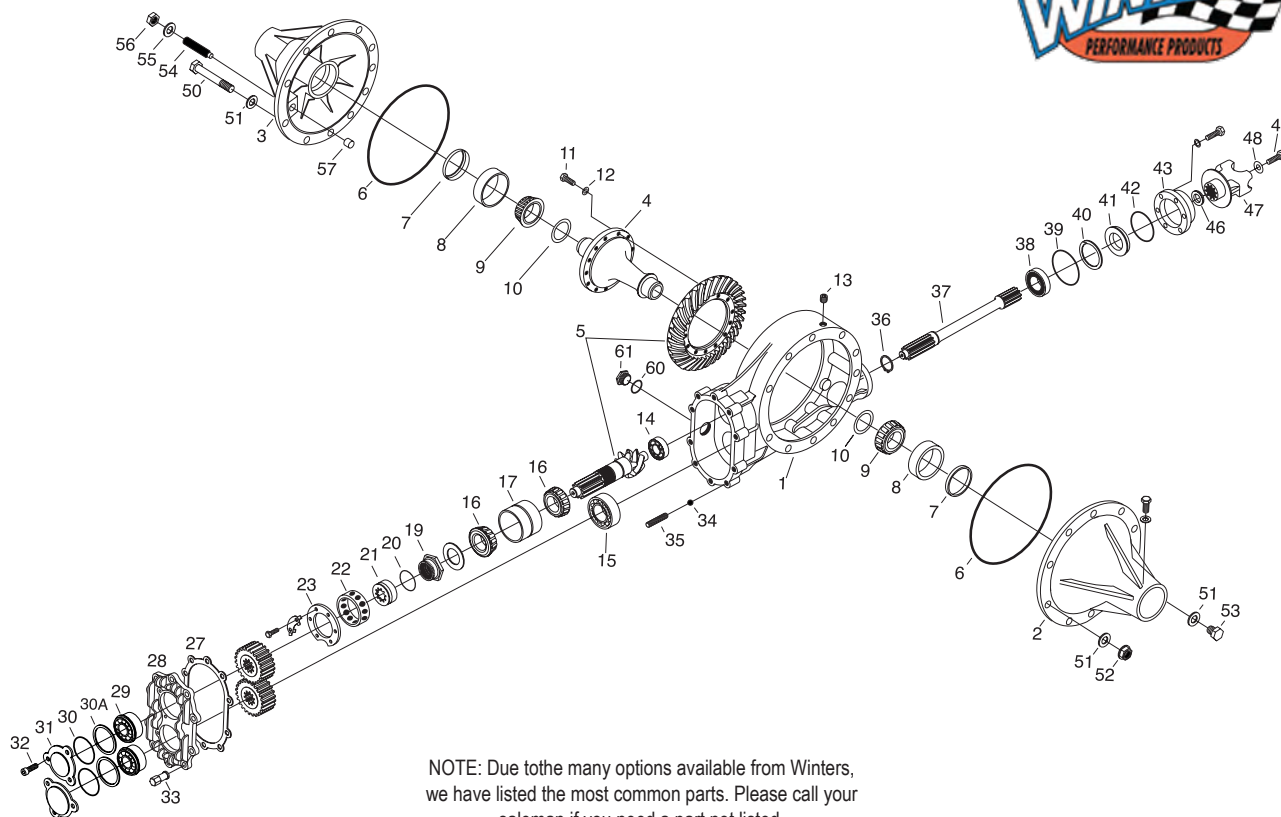
8" Rear ends with no tubes are available with the following options:

DESCRIPTION	P/N
REM ring and pinion	WIN 8218-RP
Black thermal dissipant coating	WIN 8208
8" EDM ring gear	WIN 8202-V8

Replacement Winters Quick Change Parts



Replacement Winters Quick Change Parts



NOTE: Due to the many options available from Winters, we have listed the most common parts. Please call your salesman if you need a part not listed.

DESCRIPTION	P/N
1 Bare Center Section	WIN K5840
2 8 Rib Magnesium Right Bell	WIN K5016-03
3 8 Rib Magnesium Left Bell	WIN K5016-02
2 6 Rib Magnesium Right Bell	WIN K1663-01B
3 6 Rib Magnesium Left Bell	WIN K1663-02
4 Ultra Light Aluminum Spool	PEM QCCFSA31L
4 Standard Weight Aluminum Spool	PEM QCCFSA31
5 10" - 4.12 Ring & Pinion	WIN 5715
5 10" - 4.86 Ring & Pinion	WIN 5401
6 O-Ring - 8 Rib Bell	WIN 7403
6 O-Ring - 6 Rib Bell	WIN 7403T
7 Seal, Side Bell	WIN 7205
7 Seal, Side Bell, Viton	WIN 7283V
8 Bearing Race, Side Bell	WIN 7310
9 Bearing, Steel Spools and Differentials	WIN7309
9 Bearing, Aluminum Spools and Differentials	WIN 7340
10 Shim Kit, Aluminum Spools and Differentials	WIN 5295
11 Ring Gear Bolts, Threaded Ring Gear (12)	WIN 7852
12 Belleville Washers (12)	WIN 7815
13 3/8" Recessed Pipe Plug	WIN 7111B
14 Roller Bearing Pinion Nose	WIN 7331
15 Shielded Lower Shaft Rear Bearing	WIN 7339
16 Bearing, Pinion Shaft	WIN 7308
17 Double Bearing Race, Pinion	WIN 7307
18 Bearing Washer	WIN 5055
19 Posi Lock Nut, Pinion Shaft	WIN 6485R
20 O-Ring- Posi Lock Nut	WIN 7445
21 Posi Lock Retainer	WIN 6484
22 Retainer Ring, Pinion	WIN 5020
23 Retaining Plate, Pinion	WIN 6296A
24 Lock Tab	WIN 2374
25 3/8"-16 X 1 Bolt	WIN 7110
27 Gasket, Rear Cover	WIN 6729
28 Gear Cover, Less Bearings	WIN 6855HD
29 Ball Bearing, Gear Cover	WIN 7521
30 O-Ring, Bearing Cap	WIN 7406
33 Aluminum Rear Cover Nut	WIN 7794AS
34 5/16" Dia. Ball Bearing, Gear Cover	WIN 7398
35 5/16" Rear Cover Stud	WIN 7802

DESCRIPTION	P/N
36 Lower Shaft Retaining Ring	WIN 7802
37 Standard Lower Shaft	WIN 7610
38 Front Lower Shaft Bearing	WIN 5003-02
39 O-Ring, Front Seal Plate	WIN 7413
40 Retaining Ring, Seal Plate .375" Thin Seal	WIN 7653
40 Retaining Ring, Seal Plate .750" Thick Seal	WIN 7652
41 Front Seal, .375" Thin Seal	WIN 7204
41 Front Seal, .750" Thick Seal	WIN 7204T
41 Front Seal, .750" Thick Seal Viton	WIN 7204V
42 O Ring, Seal Plate	WIN 7474
43 Seal Plate, .750" Seal	WIN 5018-01M
44 3/8" Flatwasher	WIN 7107
46 Spacer, Drive Yoke (not used with 3533)	WIN 6532
47 Drive Yoke, Billet Aluminum 1310 Series	WIN 5038-AS
47 Drive Yoke, Billet Aluminum 32 Spline	WIN 5038AS-32
47 Drive Yoke, Steel with Integral spacer	WIN 3533
48 Retaining Washer, Drive Yoke	WIN 5037
49 3/8"-24 x 1" HHSC, Drive Yoke Bolt	WIN 7109Y
50 7/16"-20 x 5 1/2" Thrubolt	WIN 7176
51 7/16" SAE Flatwasher	WIN 7178
52 7/16"-20 Flanged Locknut, Thrubolt	WIN 7177
53 7/16"-14 x 1 1/4" Bolt	WIN 7117
54 1/2"-13 Adjuster Screw, 8 Rib Bell	WIN 7155
54 1/2"-13 Adjuster Screw, 4 and 6 Rib Bell	WIN 6149
55 1/2" Flatwasher, Adjuster Screw	WIN 7167
56 1/2"-13 Jam Nut, Adjuster Screw	WIN 7137
57 Thrustblock, Adjuster Block	WIN 5010
60 O-Ring, Inspection Plug	WIN 7454
61 Inspection Plug	WIN 3643
62 Inspection Plug, Side Bell	WIN 3261
63 O-Ring, Inspection Plug, Side Bell	WIN 7453
64 Top Mount Breather	WIN 2966T
65 6 Bolt Magnesium Center Section	WIN K12088
66 Billet Alumium 6 Bolt Rear Gear Cover	WIN 12175
67 O-Ring, 6 Bolt Rear Cover Gasket	WIN 8447
68 #10-24 X 1/2" FHCS Bearing Retainer Bolt	WIN 12147
69 Breather Assembly for 6 Bolt Rear End	WIN 2966-02
70 Steel Level Plug With O-Ring	WIN7874S
33 Short Rear Cover Nuts	WIN 7794ASBK

BICKNELL QUAD LOCK TUBES



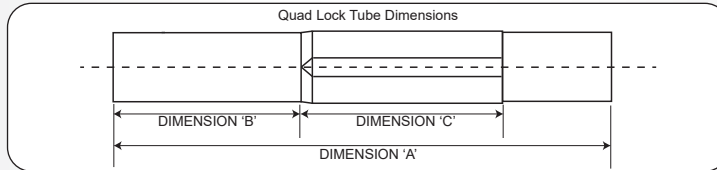
THE ORIGINAL

DON'T ACCEPT IMITATIONS!
Do not mix tubes with other manufacturers

BRP 4050-60
ALL TUBES ARE BLACK ANODIZED

Did You Know...

Quad Lock Tubes have 4 flats that locate the birdcages. The flats keep the birdcages from spinning on the tube, giving it more strength than conventional keyed set-ups. No more drilling required- just bolt 'em on and go racing!



4050 Series tubes require BRP 4050-01 Steel Sealing Ring (supplied with tube)
This is now the only option.

DIMENSION 'A' OVERALL LENGTH	DIMENSION 'B' BEFORE FLATS	DIMENSION 'C' FLAT LENGTH	SEAL P/N	SLEEVE P/N	P/N
20 1/16"	8 3/4"	6 1/2"	WIN 7289V	BRP 4050-01	BRP 4050-05
21 1/16"	7 3/4"	9 1/4"	WIN 7289V	BRP 4050-01	BRP 4050-09
22 1/16"	8 3/4"	8 1/2"	WIN 7289V	BRP 4050-01	BRP 4050-10
28 1/16"	16 3/4"	6 1/2"	WIN 7289V	BRP 4050-01	BRP 4050-60
29 1/16"	16 3/4"	8 1/4"	WIN 7289V	BRP 4050-01	BRP 4050-78MF
30 1/16"	18 3/4"	7 1/4"	WIN 7289V	BRP 4050-01	BRP 4050-80
30 1/16"	16 3/4"	9 1/4"	WIN 7289V	BRP 4050-01	BRP 4050-81

Tube / Bell Bolt Kit

DESCRIPTION	P/N
Tube & Bell Bolt Kit (Does 1 Bell) Includes 8 bolts, nuts lock washers and flat washers	BRP 9523



Seals and Spindle Nuts

DESCRIPTION	P/N
Locking spindle nut assembly	BRP 6230
Locking spindle nut assembly w/slotted washers	BRP 9489
Steel ring seal for 4050 series tubes	BRP 4050-01
Replacement O-Ring for BRP 4050-01	NIA 150
Inner hub seal for 4050 series tubes	WIN 7289V
Inner low drag seal for 4050 series tubes	SUP 7289VLD
Inner hub seal (BRP / Bert Front Spindles, 3000 / 4000 series tubes)	BRP 6225
Inner Low Drag hub seal (BRP / Bert Front Spindles, 3000 / 4000 series tubes)	BRP 6232
Inner Hub Seal for Oil Filled Hubs (BRP / Bert Front Spindles, 3000 / 4000 series tubes)	WIN 7284V
2-1/2" Outer Tube Seal for Oil Filled Hubs	BRP 9398
2-7/8" Low Friction Hub Seal (BRP / Bert Front Spindles, 3000 / 4000 series tubes)	BER SEAL-101-KIT
Rubber Spindle Cover / Thread Protector	BRP 9566

Did You Know...

BRP tubes have a thicker wall for added strength!

LARGE BEARING REAR END TUBES



BRP 3800-60

.281" Wall Heavy Duty Aluminum Tubes

DESCRIPTION	TUBE LENGTH	AXLE LENGTH	PLAIN P/N	BLACK P/N
Standard LR tube	20 1/16"	25 5/8"		BRP 3800-05BK
1" longer LR tube	21 11/16"	27"		BRP 3800-09BK
2" longer LR tube	22 1/16"	27 3/4"		BRP 3800-10BK
Standard RR tube	28 1/16"	33 3/8"		BRP 3800-60BK

8 BOLT REAR END TUBES

Aluminum 8 Bolt Rear End Tubes

DESCRIPTION	TUBE LENGTH	AXLE LENGTH	PLAIN P/N	BLACK P/N
LR Standard Tube	15"	28"		BRP 3520BK
LR Coil Over Tube	16 1/2"	29 3/4"		BRP 3530BK
RR Standard Tube	22 5/8"	36 1/8"		BRP 3576BK



BRP 3576

8 BOLT STEEL SPINDLES



BRP 486

DESCRIPTION	P/N
8 Bolt Steel Spindle	BRP 486
Course Thread Spindle Bolts (BRP Aluminum and Steel Tubes)	BRP 472C
Fine Thread Spindle Bolts (Winters Steel Tubes)	BRP 472
Aluminum Locking Spindle Nut Assembly	BRP 320

ONE PIECE WIDE 5 TUBES



BRP 3880



BRP 320

DESCRIPTION	TUBE LENGTH	AXLE LENGTH	P/N
Steel Wide 5 Tube	28 1/2"	34 1/8"	BRP 3870
Steel Wide 5 Tube	30 1/2"	36 1/8"	BRP 3876
Steel Wide 5 Tube	32 1/8"	38 1/4"	BRP 3880

DESCRIPTION	P/N
Aluminum Locking Spindle Nut Assbly	BRP 320

Did You Know...

Aluminum Tubes are machined from special aircraft quality material and have a 1/4" wall thickness with radiused corners. They can also be cut to any length!

G.N. 5 X 5 TUBE



3" O.D. X .188 Wall Chrome Moly Steel Tube
CAN BE CUT SHORTER IF NEED BE



BRP 804-5



BRP 804-4



BRP 804-1



BRP 804-3

DESCRIPTION	P/N
Right Hand Thread Steel Tube 29 1/8" Long	BRP 3280
Left Hand Thread Steel Tube 29 1/8" Long	BRP 3280L
Right Hand Lock Nut	BRP 804-5
Left Hand Lock Nut	BRP 804-6
Locking Tab Washer	BRP 804-4
GN 5x5 Inner Hub Seal	BRP 804-2
GN Hub Bearing	BRP 804-1
GN Snout Seal	BRP 804-3

WELD ON SPINDLE SNOOTS

DESCRIPTION	P/N
Rear 5 X 5 Spindle Snout for .188" wall Tube (right hand thread)	BRP 801-1
Rear 5 X 5 Spindle Snout for .188" wall Tube (left hand thread)	BRP 802-1
Wide 5 Rear Spindle Snout for .188" wall Tube	BRP 800-1
Mini 3/4 Ton Snout for .188" Wall Tube	BRP 799-1
5 X 5 Snout (Howe Style Hub) for .188" Wall Tube	BRP 791
Wide 5 Late Model Front Spindle	BRP 796
Wide 5 Late Model Spindle Snout (like BRP 796 but 1/2" longer on back end)	BRP 9577



BRP 800-1



BRP 801-1



BRP 799-1



BRP 791



BRP 796



BRP 9577

DOUBLE SPLINED REAR AXLES

Did You Know...
Quad Lock & Large Bearing Axles:
Left Rear- 25 5/8"; Right Rear- 33 3/8"
8 Bolt Axles:
Left Rear- 28"; Right Rear- 36 1/8"

SEE PAGE 211 FOR MOD LITE AXLES

WIDE 5 AXLES
31 x 24 Spline



Solid Wide 5 - 31 x 24 Spline

LENGTH	WEIGHT	BRP P/N	PEM P/N	WINTERS P/N	STRANGE P/N
25 1/2"	7.70#			WIN 5067-25 1/2	
25 5/8"	7.80#	BRP 3005			STG AGW11802563
27"	9.65#		PEM W52731		
28"	10.16#		PEM W52831		
29"	10.40#	BRP 3025	PEM W52931		
30 1/2"	10.98#		PEM W30531		
31"	9.30#		PEM W53131		
32"	11.58#		PEM W53231		
32 1/2"	11.74#	BRP 3050	PEM W53531		
33 3/8"	10.10#				STG AGW11803338
33 1/2"	10.20#	BRP 3060	PEM W533531		
34"	12.28#		PEM W53431		
35"	12.66#		PEM W53531		
36"	13.04#		PEM W53631		
37"	13.32#	BRP 3078		WIN 5067-37	
38 1/4"	13.00#	BRP 3080			

Gun Drilled Wide 5 - 31 x 24 Spline

LENGTH	WEIGHT	BRP P/N	PEM P/N	WIN P/N
25 1/2"	6.50#	BRP 3205G		WIN 5067G-25-1/2
25 5/8"	6.60#	BRP 3108	PEM GDW526531	
26 1/2"	7.30#		PEM GDW52831	
28"	7.74#	BRP 3130	PEM GDW53031	
29 3/4"	8.22#	BRP 3140	PEM GDW53131A	
31"	8.54#	BRP 3142		
31 1/2"	8.70#	BRP 3145	PEM GDW53231B	
32"	8.82#	BRP 3260G		WIN 5067G-33-1/2
33 1/2"	8.80#		PEM GDW53431B	
34"	9.46#		PEM GDW53531B	
35"	9.68#		PEM GDW53631B	
36"	9.96#		PEM GDW53731	
37"	10.15#	BRP 3180	PEM GDW53831	

Extra Heavy Duty Solid

Recommended for Big Block Modifieds

LENGTH	WEIGHT	P/N
25 5/8"	8.80#	BRP 3005B
33 1/2"	11.30#	BRP 3060B

STRANGE OVAL WIDE 5 AXLES

LENGTH	1.100"	1.115"	1.130"	1.145"	1.165"	1.180"
25 1/2"		STG AGY11152550	STG AGY11302550			
26"						
26 1/2"		STG AGY11152650				
27 1/2"		STG AGY11152750	STG AGY11302750			
28"						
28 1/2"	STG AGY11002850	STG AGY11152850	STG AGY11302850			
29 1/2"	STG AGY11002950					
30"		STG AGY11153000	STG AGY11303000	STG AGY11453000		
30 1/2"	STG AGY11003050	STG AGY11153050	STG AGY11303050	STG AGY11453050		
31"	STG AGY11003100	STG AGY11153100				
31 1/2"	STG AGY11003150	STG AGY11153150	STG AGY11303150			
32"		STG AGY11153200	STG AGY11303200	STG AGY11453200		
32 1/2"	STG AGY11003250	STG AGY11153250	STG AGY11303250		STG AGY11653250	
33"	STG AGY11003300	STG AGY11153300	STG AGY11303300	STG AGY11453300	STG AGY11653300	
33 1/4"	STG AGY11003325			STG AGY11653325		
33 1/2"		STG AGY11153350		STG AGY11453350	STG AGY11653350	STG AGY11803350
34"		STG AGY11153400		STG AGY11453400	STG AGY11653400	
35"				STG AGY11453500	STG AGY11653500	
35 1/2"				STG AGY11653550	STG AGY11653550	
36"				STG AGY11453600	STG AGY11653600	
36 1/2"				STG AGY11453650		
39 1/2"						STG AGY11653950



Axle Diameter Recommended Combinations
-31 x 24 Spline

RECOMMENDED SPORTSMAN

LENGTH	DIAMETER	P/N
25 1/2"	1.115"	STG AGY11152550
33 1/2"	1.130"	STG AGY11303350

RECOMMENDED SMALL BLOCK

LENGTH	DIAMETER	P/N
25 1/2"	1.115"	STG AGY11152550
33 1/2"	1.145"	STG AGY11453350

RECOMMENDED BIG BLOCK

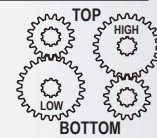
LENGTH	DIAMETER	P/N
25 1/2"	1.115"	STG AGY11152550
33 1/2"	1.165"	STG AGY11653350

SMALL QUICK CHANGE GEARS

6 SPLINE - SAE 8620 MATERIAL - 1" WIDE

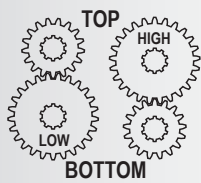
SET #	4.11 RATIO		4.33 RATIO		# OF TEETH	STD GEARS 1" WIDE
	LOW	HIGH	LOW	HIGH		
01	4.11	4.11	4.33	4.33	24/24	WIN 4401
02	3.94	4.29	4.15	4.52	23/24	WIN 4402
03	3.78	4.47	3.98	4.71	23/25	WIN 4403
03B	3.68	4.59	3.87	4.84	17/19	WIN 4403B
03A	3.62	4.67	3.81	4.92	22/25	WIN 4403A
04	3.48	4.86	3.66	5.12	22/26	WIN 4404
05	3.32	5.09	3.50	5.36	21/26	WIN 4405
05A	3.25	5.19	3.43	5.47	19/24	WIN 4405A
06	3.20	5.28	3.37	5.57	21/27	WIN 4406
24	3.15	5.36	3.32	5.65	23/30	WIN 4424
25	3.08	5.48	3.25	5.77	18/24	WIN 4425
07	3.04	5.55	3.21	5.85	20/27	WIN 4407
23	2.99	5.65	3.15	5.95	16/22	WIN 4423
08	2.94	5.75	3.09	6.06	20/28	WIN 4408
22	2.89	5.84	3.05	6.15	19/27	WIN 4422
09	2.86	5.91	3.01	6.22	16/23	WIN 4409
10	2.80	6.03	2.95	6.35	15/22	WIN 4410
11	2.74	6.17	2.89	6.50	18/27	WIN 4411

SET #	4.11 RATIO		4.33 RATIO		# OF TEETH	STD GEARS 1" WIDE
	LOW	HIGH	LOW	HIGH		
12	2.69	6.27	2.84	6.61	19/29	WIN 4412
13	2.68	6.30	2.82	6.64	15/23	WIN 4413
14	2.62	6.46	2.76	6.80	14/22	WIN 4414
15	2.57	6.58	2.71	6.93	15/24	WIN 4415
16	2.53	6.68	2.66	7.04	16/26	WIN 4416
17	2.47	6.85	2.60	7.22	18/30	WIN 4417
18	2.43	6.96	2.56	7.33	13/22	WIN 4418
18A	2.35	7.19	2.47	7.58	16/28	WIN 4418A
19	2.30	7.34	2.42	7.73	14/25	WIN 4419
20	2.28	7.40	2.41	7.79	15/27	WIN 4420
27	2.23	7.59	2.35	7.99	13/24	WIN 4427
21	2.18	7.74	2.30	8.15	17/32	WIN 4421
28	2.17	7.79	2.29	8.20	19/36	WIN 4428
29	2.14	7.88	2.26	8.30	12/23	WIN 4429
26	2.13	7.95	2.24	8.37	15/29	WIN 4426
30	2.06	8.22	2.17	8.66	20/40	WIN 4430
31	2.00	8.43	2.11	8.88	20/41	WIN 4431
32	1.95	8.65	2.06	9.12	19/40	WIN 4432



7" QUICK CHANGE GEARS

SET #	4.57 RATIO		5.13 RATIO		# OF TEETH	WINTERS P/N
	LOW	HIGH	LOW	HIGH		
01	4.57	4.57	5.13	5.13	25/25	WIN 3801
02	4.39	4.80	4.92	5.39	23/22	WIN 3802
03	4.20	4.94	4.72	5.54	26/24	WIN 3803
04	4.11	5.07	4.62	5.69	21/19	WIN 3804
05	4.02	5.21	4.51	5.85	24/21	WIN 3805
06	3.88	5.35	4.36	6.00	27/23	WIN 3806
07	3.79	5.48	4.26	6.16	30/25	WIN 3807
08	3.75	5.58	4.21	6.26	22/18	WIN 3808
09	3.66	5.71	4.10	6.41	25/20	WIN 3809
10	3.61	5.80	4.05	6.52	28/22	WIN 3810
11	3.52	5.90	3.95	6.62	31/24	WIN 3811
12	3.38	6.17	3.80	6.93	23/17	WIN 3812
13	3.34	6.26	3.74	7.03	26/19	WIN 3813
14	3.29	6.31	3.69	7.08	29/21	WIN 3814
15	3.06	6.86	3.44	7.70	30/20	WIN 3815



10 SPLINE QUICK CHANGE GEARS



To determine Gear RPM change:
 $RPM = \text{Gear Ratio} \times \text{New Ratio} = \text{New RPM}$
 EXAMPLE - 8000rpm \times 6.58 \times 6.35 = 7720rpm

SET #	4.11 RATIO		4.86 RATIO		# OF TEETH	WINTERS P/N	COLEMAN P/N	PEM 61 SERIES	PEM 65 SERIES
	LOW	HIGH	LOW	HIGH		STD GEARS LOW COST	LW GEARS MID COST	STD GEARS LOW COST	LW GEARS PREMIUM
01	4.12	4.12	4.86	4.86	21/21	WIN 8501R	COL 207-1	PEM 61001	PEM 65001
02	3.97	4.27	4.69	5.04	27/28	WIN 8502R	COL 207-2	PEM 61002	PEM 65002
05	3.96	4.29	4.67	5.06	24/25	WIN 8505R	COL 207-5		
15A	3.93	4.32	4.64	5.09	21/22	WIN 8515AR			
15	3.91	4.34	4.62	5.11	19/20	WIN 8515R	COL 207-15	PEM 61015	PEM 65015
15Q	3.85	4.38	4.56	5.18	15/16			PEM 61015Q	
26	3.84	4.43	4.53	5.22	27/29	WIN 8526R	COL 207-26	PEM 61026	PEM 65026
06	3.79	4.48	4.47	5.28	23/25	WIN 8506R	COL 206-6	PEM 61006	PEM 65006
25	3.75	4.53	4.42	5.34	20/22	WIN 8525R	COL 207-25	PEM 61025	PEM 65025
12	3.69	4.60	4.36	5.42	26/29	WIN 8512R	COL 207-12	PEM 61012	PEM 65012
07	3.65	4.66	4.30	5.49	23/26	WIN 8507R	COL 207-7	PEM 61007	PEM 65007
07A	3.61	4.71	4.25	5.55	21/24	WIN 8507AR	COL 207-7C	PEM 61007Q	PEM 65007A
17	3.57	4.75	4.21	5.60	26/30	WIN 8517R	COL 207-17	PEM 61017	PEM 65017
17A	3.53	4.81	4.17	5.67	24/28	WIN 8517AR			
08A	3.51	4.84	4.14	5.70	23/27	WIN 8508AR	COL 207-8C		
08	3.49	4.87	4.11	5.74	22/26	WIN 8508R	COL 207-8	PEM 61008	PEM 65008
19	3.46	4.91	4.08	5.78	21/25	WIN 8519R	COL 207-19	PEM 61019	PEM 65019
09A	3.43	4.94	4.05	5.83	25/30	WIN 8509AR	COL 207-9C	PEM 61009Q	PEM 65009A
09	3.40	4.99	4.02	5.88	19/23	WIN 8509R	COL 207-9	PEM 61009	PEM 65009
11	3.36	5.06	3.96	5.96	22/27	WIN 8511R	COL 207-11	PEM 61011	PEM 65011
03	3.32	5.11	3.92	6.02	25/31	WIN 8503R	COL 207-3	PEM 61003	PEM 65003
13	3.30	5.15	3.89	6.07	20/25	WIN 8513R	COL 207-13	PEM 61013	PEM 65013
18	3.27	5.20	3.85	6.12	23/29	WIN 8518R	COL 207-18	PEM 61018	PEM 65018
18A	3.24	5.24	3.82	6.18	22/28	WIN 8518AR	COL 207-18C	PEM 61018Q	PEM 65018A
04A	3.22	5.26	3.80	6.21	18/23	WIN 8504AR	COL 207-4C	PEM 61004Q	PEM 65004A
20A	3.20	5.30	3.78	6.25	21/27	WIN 8520AR	COL 207-20C		
04	3.19	5.32	3.76	6.27	24/31	WIN 8504R	COL 207-4	PEM 61004	PEM 65004
20	3.17	5.36	3.74	6.31	20/26	WIN 8420R	COL 207-20	PEM 61020	PEM 65020
22	3.13	5.42	3.69	6.39	19/25	WIN 8522R	COL 207-22	PEM 61022	PEM 65022
16	3.09	5.49	3.65	6.48	18/24	WIN 8516R	COL 207-16	PEM 61016	PEM 65016
10	3.05	5.57	3.59	6.57	17/23	WIN 8510R	COL 207-10	PEM 61010	PEM 65010
10A	3.02	5.62	3.56	6.62	22/30	WIN 8510AR	COL 207-10C		
34A	3.00	5.67	3.54	6.68	16/22	WIN 8534AR			
34	2.97	5.69	3.52	6.71	21/29	WIN 8534R	COL 207-34	PEM 61034	PEM 65034
14	2.96	5.73	3.49	6.76	23/32	WIN 8514R	COL 207-14	PEM 61014	PEM 65014
14A	2.94	5.77	3.47	6.80	20/28	WIN 8514AR	COL 207-14C		
35	2.92	5.82	3.44	6.86	17/24	WIN 8535R	COL 207-35	PEM 61035	PEM 65035
32	2.90	5.86	3.42	6.90	19/27	WIN 8532R	COL 207-32	PEM 61032	PEM 65032
32A	2.87	5.91	3.39	6.97	23/33	WIN 8532AR	COL 207-32C	PEM 61032Q	PEM 65032A
24	2.84	5.97	3.35	7.04	20/29	WIN 8524R	COL 207-24	PEM 61024	PEM 65024
36	2.80	6.06	3.31	7.14	17/25	WIN 8536R	COL 207-36	PEM 61036	PEM 65036
37	2.79	6.08	3.29	7.17	21/31	WIN 8537R	COL 207-37		
23	2.75	6.18	3.24	7.29	22/33	WIN 8523R	COL 207-23	PEM 61023	PEM 65023
21	2.70	6.29	3.18	7.41	19/29	WIN 8521R	COL 207-21	PEM 61021	PEM 65021
21A	2.69	6.32	3.17	7.45	15/23	WIN 8521AR	COL 207-21C		
27	2.67	6.37	3.15	7.51	22/34	WIN 8527R	COL 207-27	PEM 61027	PEM 65027
43	2.64	6.44	3.11	7.59	16/25	WIN 8543R	COL 207-43	PEM 61043	PEM 65043
28	2.61	6.51	3.08	7.67	19/30	WIN 8528R	COL 207-28	PEM 61028	PEM 65028
28A	2.59	6.54	3.06	7.71	17/27	WIN 8528AR	COL 207-28A	PEM 61029	PEM 65029
29	2.58	6.59	3.04	7.77	15/24	WIN 8529R	COL 207-29		
39	2.56	6.64	3.02	7.83	18/29	WIN 8539R			
30	2.54	6.70	2.99	7.89	16/26	WIN 8530R		PEM 61030	PEM 65030
40	2.53	6.72	2.98	7.93	19/31	WIN 8540R			
41	2.50	6.81	2.95	8.00	17/28	WIN 8541R		PEM 61041	PEM 65041
31	2.47	6.87	2.92	8.10	21/35	WIN 8531R		PEM 61031	PEM 65031
33A	2.44	6.95	2.88	8.20	16/27	WIN 8533AR		PEM 61033Q	PEM 65033A
31Q	2.39	7.05	2.83	8.33	14/24			PEM 61031Q	PEM 65031A
50	2.35	7.19	2.77	8.50	20/35			PEM 61050	PEM 65050

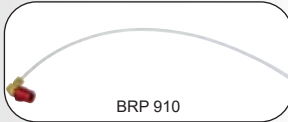
NOTE: Other ratios may be available. Contact your salesman for more details!

QUICK CHANGE ACCESSORIES




DESCRIPTION	P/N
Aluminum Gear Drain Pan	BRP 5110
10 Spline Plastic Gear Tote Box - clear	ALL 14350
10 Spline Plastic Gear Tote Box - black	ALL 14351
Midget Plastic Gear Tote Box - clear	ALL 14352
Aluminum Rear End Filler (AN 10 Outlet)	BRP 9152

QUICK CHANGE REAR END VENT ASSEMBLY



DESCRIPTION	P/N
3/8"NPT Rear End Vent Assembly	BRP 910
DMI Rear End Breather Assembly	DMI RRC-1034
Winters 8" Ring Gear Breather Assembly	WIN 2966-02
Winters Top Mount Breather	WIN 2966T

REAR END INSPECTION PLUGS



DESCRIPTION	P/N
AN12 O-Ring Inspection Plug (found in right bell)	BRP 909
Replacement O-Ring for BRP 909	NIA 222
AN 10 O-Ring inspection Plug (found in center section)	BRP 908
Replacement O-Ring for BRP 908	NIA 212

DRIVESHAFT U-BOLTS



DESCRIPTION	P/N
U-Bolts (sold per pair - each comes with 2 lockwashers and 2 nuts)	BRP 513
Billet Aluminum U-Joint Caps (sold in pairs)	BRP 9246
U-Bolts (sold per pair - each comes with 2 lockwashers and 2 12 pt nuts)	WIN 3655A

FORD 9" REAR END PARTS

Mini Spools & Pins



DESCRIPTION	APPLICATION	P/N
28 Spline	Ford 9" Mini Spool	ALL 68121
31 Spline (FORD)	1964 - 1980 Ford 9" Mini Spool	ALL 68122
Cross Pin (FORD)	Ford 9"	ALL 68120
28 Spline (Chevy)	8 1/2" 10 Bolt Mini Spool	ALL 68160
26 Spline (Chevy)	7 1/2" Ring Gear, 10 Bolt Mini Spool	ALL 68166
26 Spline (GM)	7 1/2" Ring Gear, 10 Bolt Mini Spool	COL 801-250

Ford 9" Axle Tube Seals

COLOR	TUBE DIA.	WALL THICKNESS	REPLACEMENT O-RING ASSEMBLY	SEAL P/N
Plain	3"	3/16" (.188")	BRP 6111	BRP 6110
Black	3"	7/32" (.219")	BRP 6113	BRP 6112

DESCRIPTION	P/N
Replacement Inner Seal	AFC 60325
Axle Housing Seal, Inner, 2.250 in OD, 2." (sold each)	SIC AS1000NP

Rear End Gaskets



DESCRIPTION	P/N
Reusable Ford 9" Gasket (sold each)	FEL 2302 / ALL 72045
Reusable Quick Change Gasket (sold each)	FEL 2303
Sprint HD Quick Change Gasket (sold each)	WIN 6729HD
10 Bolt Paper Gasket (sold each)	WIN 1764-FQC
10 Bolt Midget Gasket (sold each)	WIN 6703
Midget HD Gasket (sold each)	WIN 6703HD
7" Rear End Cover Gasket	WIN 3343

Ford 9" Pot Studs



DESCRIPTION	P/N
Ford 9" Pot Studs (sold each)	BRP 112

FORD 9" SPOOLS



DESCRIPTION	P/N
9" Ford Steel Spool - 31 Spline	ALL 68064
9" Ford Aluminum Spool - 31 Spline	ALL 68111

FORD 9" REAR ENDS



Did You Know...
Ford 9" Rear Ends have 4 spindle options:
Wide 5, Mini 3/4 Ton, Grand National
and Howe Style.

SPECIFY TUBE LENGTH AND OFFSET WHEN ORDERING

All BRP Ford 9" rear end housings are jig welded and feature the following standard options:
 - Winters 9" Housing
 - 3/16" Lightweight Chrome Moly Tubes
 - 1/2" NPT Female Drain with Plug
 - 1/2" NPT Female Vent
 - Any Offset Available
 - Any Length Tube
 - Choice of 4 spindle options.



DESCRIPTION	P/N
Ford 9" Housing with tubes and mini 3/4 Ton Spindles (typical weight approx. 46 pounds) SPECIFY TUBE LENGTH AND OFFSET	BRP 102
Ford 9" Housing with tubes and Wide 5 Spindles (typical weight approx. 46 pounds) SPECIFY TUBE LENGTH AND OFFSET	BRP 102-5
Ford 9" Housing with tubes and Grand National Spindles (typical weight approx. 46 pounds) SPECIFY TUBE LENGTH AND OFFSET	BRP 102-GN
3" O.D. X 24 1/2" Long Steel Tube with Mini 3/4 Ton Spindle	BRP 103
Bare 9" Ford Housing	PEM HNF9
Replacement Pot Studs (sold each)	BRP 112

MINI 3/4 TON FLOATER ASSEMBLY



DESCRIPTION	P/N
Complete Rear End Assembly (Includes all parts listed below) SPECIFY TUBE LENGTH AND OFFSET	BRP 100
Housing with Tubes and Mini 3/4 Ton Spindles SPECIFY TUBE LENGTH AND OFFSET	BRP 102
Wide 5 Inner Hub Seals	BRP 114
Wide 5 Inner Wheel Bearing	BRP 117
Wide 5 Outer Hub bearing	BRP 118
Spindle Lock Nut	BRP 320
31 X 24 Splined Axles (Length Dependant on Tube Length)	BRP 30xx
Bolt Kit	BRP 55
Light Weight Steel Drive Flange (2 pounds each)	WIN 1680
Aluminum 5 X 5 hub - 5/8" C Quick start studs (6.2 pounds each)	BRP 108A
Aluminum Rotor Adaptor - 1/4" Thick 8 on 7" B/C	BRP 109
Lightweight Drive Flange Locator Cap for BRP 121 Drive Flange	BRP 123

Optional At No Charge:
BRP 805 Aluminum Drive Flanges

Optional at extra charge:
 - Gundrilled Axles
 - BRP 124 Quick Locator Cap for BRP 121
 - BRP 805-1 Locator Cap for BRP 805

Did You Know...
It is recommended to use an inboard axle seal such as BRP 6110 to ensure the gear oil stays where it should- in the rear end!

Replacement Parts

DESCRIPTION	P/N
Replacement 5/8" C Stud (sold each)	BRP 2072
Replacement Inner Race (both steel and aluminum hub)	BRP 115
Replacement Outer Race (both steel and aluminum hub)	BRP 116

QUICK CHANGE THIRD LINK MOUNT



DESCRIPTION	P/N
Red Anodized Billet Aluminum Quick Change Third Link Mount (sold in pair's)	BRP 438

ALUMINUM LOWERING BLOCKS



DESCRIPTION	P/N
Adjustable 2 1/2" Aluminum Lowering Block	BRP 6162
Adjustable 1 1/2" Aluminum Lowering Block	BRP 6160

Did You Know...
Adjustable Lowering Blocks allow front to rear adjustment so you can lead or trail the rear tire giving you greater set-up flexibility!

ADJUSTABLE LATE MODEL PANHARD SLIDER




Adjustable Panhard Slider and Replacement Parts

DESCRIPTION	P/N
Adjustable Late Model Panhard Slider Assembly	BRP 50900
Aluminum Slider Block	BRP 50901
1 1/8" Threaded Sleeve	BRP 5150
Aluminum Threaded Adjuster Rod	BRP 50905
1/4" Detent Ball	BRP 50908
Steel Side Plate (2) required	BRP 50907
Steel End Plate	BRP 50903

Serrated Weld On Panhard Mount

DESCRIPTION	P/N
Lower Offset Roll Center Mount	BRP 5094
Same as BRP 5094, but Weld Tab is centered	BRP 5095
Serrated Front Mount	BRP 5099
5/8" Thick Lightweight Serrated Mount	BRP 5093

TORQUE TUBE ASSEMBLIES



DESCRIPTION	P/N
Aluminum Torque Tube Collar Only	BRP 500
26 3/4" Tube and Collar Assembly	BRP 519-1
24 3/16" Tube and Collar Assembly	BRP 518
27 3/16" Tube and Collar Assembly	BRP 519
2 5/8" Billet Aluminum Hard Coated Torque Ball	WIN 6654
Torque Tube Spacer for Crate Engine	BRP 9340

LIVE AXLE HUB SPACERS



Flat Hub Spacers

WIDTH	SMOOTH P/N	SPLINED P/N
.200"	BRP 914	
.250"	BRP 915	BRP 915S
.300"	BRP 916	
.350"	BRP 917	BRP 917S
.500"	BRP 917-1	BRP 917-1S
.625"	BRP 917-2	BRP 917-2S
.750"	BRP 917-3	BRP 917-3S
.880"	BRP 918	
1.00"	BRP 917-4	BRP 917-4S
1.06"	BRP 919	
2.00"	BRP 917-8	BRP 917-8S

Tapered Hub Spacers

WIDTH	SMOOTH P/N	SPLINED P/N
.250"	BRP 923	
.500"	BRP 924	BRP 924S
.750"	BRP 925	BRP 925S
1.00"	BRP 926	BRP 926S
1.25"	BRP 927	BRP 927S
1.50"	BRP 928	BRP 928S

Note- Flat spacers are used for spacing hub/bearing inside the hub, while tapered spacers are used for spacing outside the hub.

DESCRIPTION	P/N
LH Sprint Live Axle Nut - Ultralight	WIN 6121L-UL
RH Sprint Live Axle Nut - Ultralight	WIN 6121R-UL

LIVE AXLE HUBS



DESCRIPTION	P/N
Standard Splined Billet Aluminum Dirt Hub	BRP 4306
Tight Splined Billet Aluminum Asphalt Hub (common in Super Modified applications)	BRP 4307

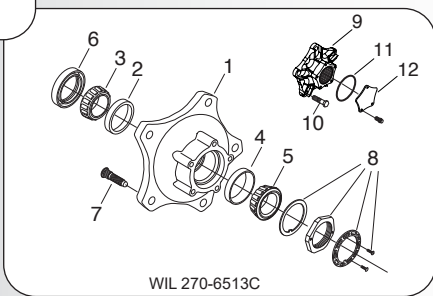
NOTE: BRP 4306 fits loose and slides on splined axles, where the BRP 4307 fits tight and needs to be warmed for installation. BRP 4307 is made for high load, high torque high stress applications where spline tightness is key.

HUBS & DRIVE FLANGES

WILWOOD STARLIGHT 55 HUBS

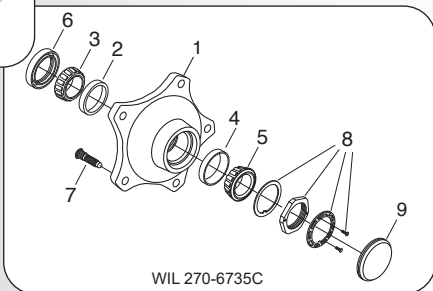
Rear 5 Bolt Wide 5 Aluminum Hub

DESCRIPTION	P/N
1 Rear Hub Assembly (includes races & studs)	WIL 270-6513C
2 Replacement Inner Race	BRP 115
3 Inner Bearing	BRP 117
4 Replacement Outer Race	BRP 116
5 Outer Bearing	BRP 118
6 Standard Inner Seal	BRP 114
6 Low Drag Inner Seal	ALL 72122
7 Replacement Wheel stud	BRP 2059
8 Locking Nut Assembly	BRP 320
9 Black BRP Aluminum Drive Flange (includes bolts)	BRP 348BK
10 5 Bolt Drive Flange Bolt Kit	BRP 348B
10 7/16" Drive Flange Stud Kit (includes 5 studs, 5 washers, 5 nuts)	BRP 337-5
11 Replacement O Ring for BRP Drive Flange	BRP 348S
12 Replacement Cap for BRP Drive Flange	BRP 349



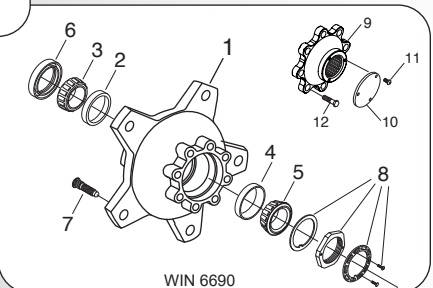
Front Wide 5 Aluminum Hub

DESCRIPTION	P/N
1 Front Hub Assembly (includes races, studs, & dust cap)	WIL 270-6735C
2 Replacement Inner Race	BRP 115
3 Inner Bearing	BRP 117
4 Replacement Outer Race	BRP 116
5 Outer Bearing	BRP 118
6 Standard Inner Seal	BRP 114
6 Low Drag Inner Seal	ALL 72122
7 Replacement Wheel stud	BRP 2059
8 Locking Nut Assembly	BRP 320
9 Replacement Hub Dust Cap	WIL 270-6913



Rear Winters Wide 5 Aluminum Hub

DESCRIPTION	P/N
1 Rear Hub Assembly (includes races & studs)	WIN 6690
2 Replacement Inner Race	BRP 115
3 Inner Bearing	BRP 117
4 Replacement Outer Race	BRP 116
5 Outer Bearing	BRP 118
6 Standard Inner Seal	BRP 114
6 Low Drag Inner Seal	ALL 72122
7 Replacement Wheel stud	BRP 2059
8 Locking Nut Assembly	BRP 320
9 Black BRP Aluminum Drive Flange	BRP 343BK
10 Replacement Drive Flange Cap with O-ring	BRP 122
11 Replacement Drive Flange Bolt (sold each)	BOL 10240502CZ
12 Drive Flange Bolt Kit (includes bolts and lock washers)	BRP 339
12 Optional Drive Flange Stud - 8 required (comes with stud and nut)	BRP 337
12 Set of 5 Studs and Nuts	BRP 337-5



WIDE 5 DRIVE FLANGES



DESCRIPTION	BLACK P/N
Aluminum LW WIDE 5 Drive Flange - 8 BOLT	BRP 343BK
Aluminum LW WIDE 5 Drive Flange - 5 BOLT	BRP 348BK

BRAKE ROTOR ADAPTER

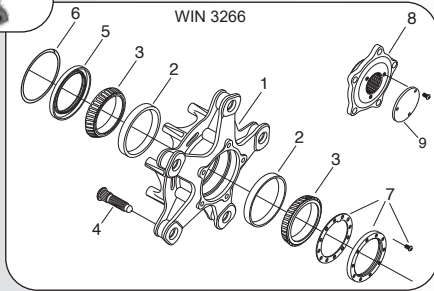


DESCRIPTION	P/N
Dynamic Brake Rotor Adapter	WIL 300-8431
Dynamic Rotor to Plate T-Nuts (set of 8)	WIL 230-14845

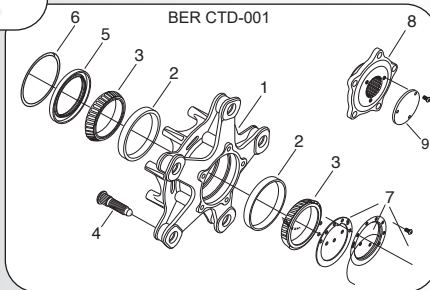
REAR LARGE BEARING HUBS



Winters Large Bearing Rear Hub



DESCRIPTION	P/N
1 Rear Hub Assembly (includes races & studs)	WIN 3266
3 Inner or Outer Bearing with Race - WINTERS ONLY	WIN 8658
4 Replacement Wheel stud	BRP 2059
5 Standard Inner Seal - NO STEEL SLEEVE ON TUBE	BRP 6225
5 Low Drag Seal (not for oil use) - NO STEEL SLEEVE ON TUBE	BRP 6232
5 Inner Seal For Oil Filled Hubs - NO STEEL SLEEVE ON TUBE	WIN 7284V
5 Inner Seal For Oil and Grease - WITH STEEL SLEEVE	WIN 7289V
5 Low Drag Hub Seal - WITH STEEL SLEEVE	SUP 7289VLD
6 Inner Seal Snap Ring	BRP 6223
7 Locking Nut Assembly	BRP 6230
7 Optional Lock Nut Assembly with Slotted Washer	BRP9489
8 BRP Aluminum Drive Flange (includes bolts) - Black Anodized	BRP 345BK
8 Strange Oval Aluminum Drive Flange - Black Anodized	STG ADW550
9 Replacement Center Cap For BRP 345BK	BRP 122



Bert Large Bearing Rear Hub

DESCRIPTION	P/N
1 Rear Hub Assembly (includes races & studs) - PLAIN FINISH	BER CTD-001
1 Rear Hub Assembly (includes races & studs) - BLACK FINISH	BER CTD-001-BK
2 Replacement Inner or Outer Race	BRP 6222
3 Inner or Outer Bearing	BRP 6224
3 Inner or Outer Bearing - REM FINISHED (Bearing & Race)	BRP 6224REM
4 Replacement Wheel stud	BRP 2059
5 Standard Inner Seal - NO STEEL SLEEVE ON TUBE	BRP 6225
5 Low Drag Seal (not for oil use) - NO STEEL SLEEVE ON TUBE	BRP 6232
5 Inner Seal For Oil Filled Hubs - NO STEEL SLEEVE ON TUBE	WIN 7284V
5 Inner Seal For Oil and Grease - WITH STEEL SLEEVE	WIN 7289V
5 Low Drag Hub Seal - WITH STEEL SLEEVE	SUP 7289VLD
6 Inner Seal Snap Ring	BRP 6223
7 Locking Nut Assembly	BRP 6230
7 Optional Lock Nut Assembly with Slotted Washer	BRP 9489
8 BRP Aluminum Drive Flange (includes bolts) - Black Anodized	BRP 345BK
8 Strange Oval Aluminum Drive Flange - Black Anodized	STG ADW550
9 Replacement Center Cap For BRP 345BK	BRP 122

BRP 6230



BRP 9489



REAR LARGE BEARING DRIVE FLANGES

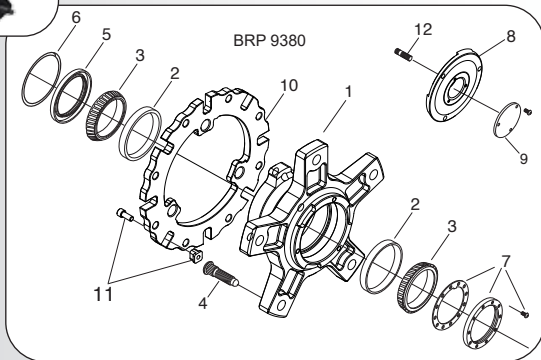


COLOR	DESCRIPTION	P/N
Black	BRP 5 Bolt Large Bearing Drive Flange with Bolts and Cap	BRP 345BK
Black	BRP 5 Bolt Flank Drive Flange for BRP 6202 Hub with Bolts and Cap	BRP 6202D
	Replacement Bolt Kit for 345BK Drive Flanges (pack of 5)	BRP 346
Black	Replacement Cap for BRP 345BK	BRP 122
Black	Replacement Cap for BRP 6202D	BRP 349
	Optional Studs With Locknut - 7/16" (sold each)	BRP 337
	Optional Studs With Locknuts (5 pack)	BRP 337-5
Black	BRP 3 Bolt Drive Flange with Cap (fits 9380 / 9383 hubs)	BRP 9381
	Replacement Cap for BRP 9381	BRP 122
	Replacement 5/16" Stud Kit for BRP 9381 (comes w/ studs, washers, nuts)	BRP 9388
Black	Strange Oval 5 Bolt Aluminum Large Bearing Drive Flange	STG ADW550

HUBS & DRIVE FLANGES

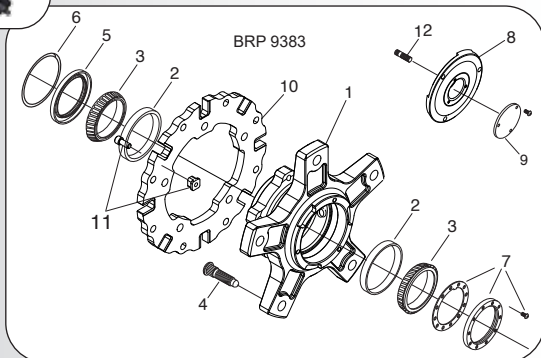
REAR LARGE BEARING BILLET HUBS

BRP Billet Large Bearing 3 BOLT Rear Hub



DESCRIPTION	P/N
1 Rear Hub Assembly (includes races & studs)	BRP 9380
2 Replacement Inner or Outer Race	BRP 6222
3 Inner or Outer Bearing	BRP 6224
Inner or Outer Bearing - REM Finished	BRP 6224REM
4 Replacement Wheel stud	BRP 2060
5 Standard Inner Seal - NO STEEL SLEEVE ON TUBE	BRP 6225
5 Low Drag Seal (not for oil use) - NO STEEL SLEEVE ON TUBE	BRP 6232
5 Inner Seal For Oil Filled Hubs - NO STEEL SLEEVE ON TUBE	WIN 7284V
5 Inner Seal For Oil and Grease - WITH STEEL SLEEVE	WIN 7289V
5 Low Drag Hub Seal - WITH STEEL SLEEVE	SUP 7289VLD
6 Inner Seal Sleeve	BRP 9380A
7 Locking Nut Assembly (comes with lock nut and 1 steel lock ring)	BRP 6230
7 Optional Slotted Lock Washer Assembly (2 slotted washers only)	BRP 9486
7 Optional Slotted Lock Washer Assembly with Lock Nut (comes with 2 slotted washers and locking nut)	BRP 9489
8 Drive Flange Assembly (with cap and bolts)	BRP 9381
9 Replacement Center Cap for BRP 9381	BRP 122
10 3 Bolt Rotor Adaptor To Adapt To 8 on 7" Rotor	BRP 9384
11 Optional Tee Nuts For BRP 9384 - to make rotors floating	BRP 9386
12 Drive Flange Stud Kit (comes with 3 studs, 3 nuts and 3 washers)	BRP 9388

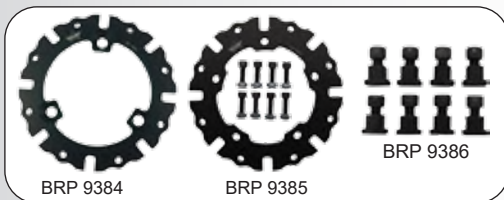
BRP 9381 DRIVE FLANGE O-RING
PART NUMBER: NIA 042



BRP Billet Large Bearing 5 BOLT Rear Hub

DESCRIPTION	P/N
1 Rear Hub Assembly (includes races & studs)	BRP 9383
1 Optional Hub with REM Finished Races and Bearings	BRP 9383REM
2 Replacement Inner or Outer Race	BRP 6222
3 Inner or Outer Bearing	BRP 6224
Inner or Outer Bearing - REM Finished - Bearing & Cup	BRP 6224REM
4 Replacement Wheel stud	BRP 2060
5 Standard Inner Seal - NO STEEL SLEEVE ON TUBE	BRP 6225
5 Low Drag Seal (not for oil use) - NO STEEL SLEEVE ON TUBE	BRP 6232
5 Inner Seal For Oil Filled Hubs - NO STEEL SLEEVE ON TUBE	WIN 7284V
5 Inner Seal For Oil and Grease - WITH STEEL SLEEVE	WIN 7289V
5 Low Drag Hub Seal - WITH STEEL SLEEVE	SUP 7289VLD
6 Inner Seal Snap Ring	BRP 6223
7 Locking Nut Assembly	BRP 6230
7 Optional Slotted Lock Washer Assembly (2 slotted washers only)	BRP 9486
7 Optional Slotted Lock Washer Assembly with Lock Nut (comes with 2 slotted washers and locking nut)	BRP 9489
8 Drive Flange Assembly	BRP 9381
9 Replacement Center Cap for BRP 9381	BRP 122
10 5 Bolt Rotor Adaptor To Adapt To 8 on 7" Rotor	BRP 9385
11 Optional Tee Nuts For BRP 9384 - to make rotors floating	BRP 9386
12 Drive Flange Stud Kit (comes with 3 studs, 3 nuts and 3 washers)	BRP 9388

BILLET HUB ROTOR ADAPTORS



DESCRIPTION	P/N
3 Bolt Taper Head Rotor Adaptor to 8 on 7" Rotor (used on BRP 9380/9382)	BRP 9384
5 Bolt Taper Head Rotor Adaptor to 8 on 7" Rotor (used on BRP 9383/9401)	BRP 9385
Tee Nuts to make rotors float (package of 8 pre-drilled bolts and tee nuts)	BRP 9386

NANOCERAMIC GREASE



DESCRIPTION	P/N
16 oz. Jar Nanoceramic Grease	DAT NCRG16J
16 oz. Tube Nanoceramic Grease	DAT NCRG16
1 oz. Syringe Nanoceramic Grease	DAT NCRG1

HUB PRELOAD KITS



DESCRIPTION	P/N
Front Large Bearing Hub Preload Kit - (will work with any front 2 7/8" large bearing hub)	BRP 9392
Rear Large Bearing Hub Preload Kit - (will work for any rear 2 7/8" large bearing hub)	BRP 9393
Bearing Preload Setup Spindle	BRP 9396

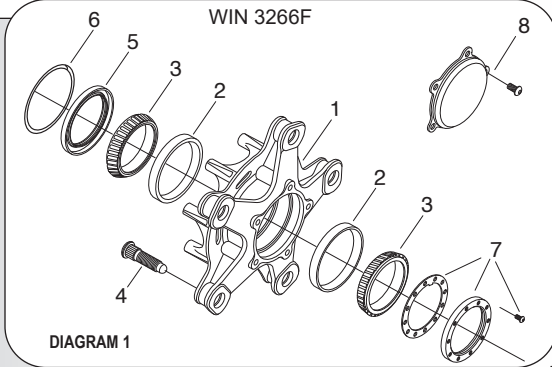
NOTE: SEE PAGE 29 FOR INSTRUCTIONS

Did You Know...

Each kit has enough spacers to do 1 hub only! So order 2 kits if you plan on doing both hubs. Or order 4 kits if you plan on doing all 4 hubs and making your car roll with very little resistance!

LARGE BEARING FRONT HUBS

Winters Large Bearing Front Hub

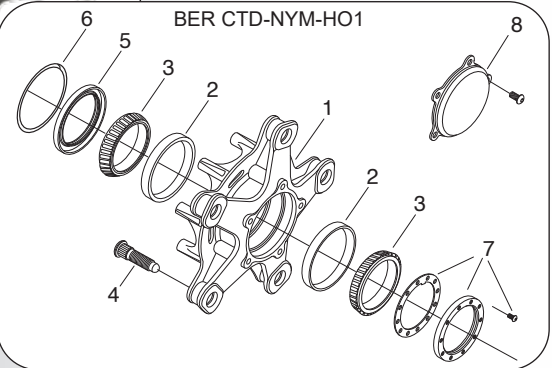


DESCRIPTION	P/N
1 Front Hub Assembly (includes studs and races)	WIN 3266F
2 Inner and Outer Bearing with Race (not sold separate)	WIN 8658
3 Inner and Outer Bearing with Race (not sold separate)	WIN 8658
4 Replacement Wheel stud	BRP 2059
5 Standard Inner Seal - NO STEEL SLEEVE ON SPINDLE	BRP 6225
5 Low Drag Seal (not for oil use) - NO STEEL SLEEVE ON SPINDLE	BRP 6232
5 Inner Seal For Oil Filled Hubs - NO STEEL SLEEVE ON SPINDLE	WIN 7284V
5 Inner Seal For Oil and Grease - WITH STEEL SLEEVE ON SPINDLE	WIN 7289V
5 Low Drag Hub Seal - WITH STEEL SLEEVE ON SPINDLE	SUP 7289LVD
6 Inner Seal Snap Ring	BRP 6223
7 Locking Nut Assembly	BRP 6230
7 Optional Slotted Lock Washer Assembly with Lock Nut (comes with 2 slotted washers and locking nut)	BRP 9489
8 BRP Aluminum Dust Cap (includes bolts) - Red Anodized	BRP 6226
8 BRP Aluminum Dust Cap (includes bolts) - Black Anodized	BRP 6226BK
8 Winters Dust Cap - Black Anodized	WIN 3289

NOTE: DO NOT MIX WINTERS / BRP BEARINGS AS THEY ARE DIFFERENT



TO GET EVERYTHING SHOWN IN DIAGRAM 1, ORDER PART # WIN 3750F. INCLUDES WIN 3278 GASKET, WIN 3289 DUST CAP, WIN 7289V SEAL, 2 WIN 8658 BEARING and WIN 4301 Lock Nut

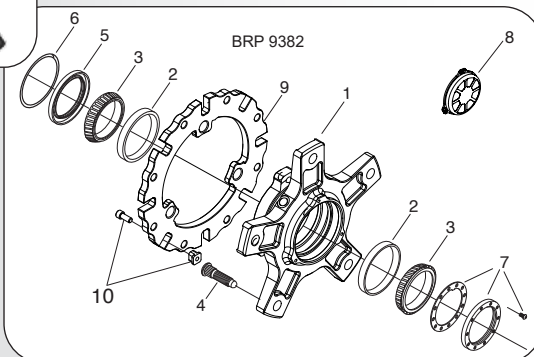


Bert Large Bearing Front Hub

DESCRIPTION	P/N
1 Front Hub Assembly (includes studs and races) - PLAIN FINISH	BER CTDNYM-H01
1 Front Hub Assembly (includes studs and races) - BLACK FINISH	BER CTDNYM-H01-BK
2 Inner and Outer Race	BRP 6222
3 Inner and Outer Bearing	BRP 6224
3 Inner and Outer Bearing - REM FINISHED - Bearing & Cup	BRP 6224REM
4 Replacement Wheel stud	BRP 2059
5 Standard Inner Seal - NO STEEL SLEEVE ON SPINDLE	BRP 6225
5 Low Drag Seal (not for oil use) - NO STEEL SLEEVE ON SPINDLE	BRP 6232
5 Inner Seal For Oil Filled Hubs - NO STEEL SLEEVE ON SPINDLE	WIN 7284V
5 Inner Seal For Oil and Grease - WITH STEEL SLEEVE ON SPINDLE	WIN 7289V
5 Low Drag Hub Seal - WITH STEEL SLEEVE ON SPINDLE	SUP 7289VLD
6 Inner Seal Snap Ring	BRP 6223
7 Locking Nut Assembly	BRP 6230
7 Optional Slotted Lock Washer Assembly with Lock Nut (comes with 2 slotted washers and locking nut)	BRP 9489
8 BRP Aluminum Dust Cap (includes bolts) - Red Anodized	BRP 6226
8 BRP Aluminum Dust Cap (includes bolts) - Black Anodized	BRP 6226BK

FRONT LARGE BEARING BILLET HUBS

BRP Billet Large Bearing 3 BOLT Front Hub

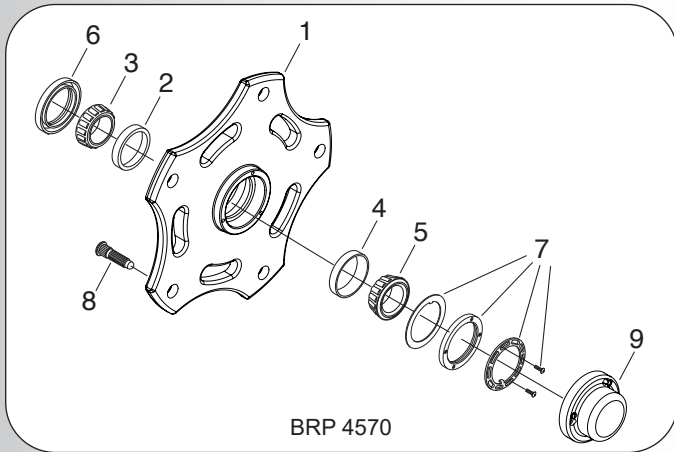


DESCRIPTION	P/N
1 Front Hub Assembly (includes races, studs and dust cap)	BRP 9382
1 Front Hub Assembly (includes races, studs and dust cap) WITH REM FINISHED BEARINGS AND RACES	BRP 9382REM
2 Replacement Inner and Outer Race	BRP 6222
3 Inner and Outer Bearing	BRP 6224
3 Inner and Outer Bearing - REM FINISHED BEARING AND RACE	BRP 6224REM
4 Replacement Wheel stud	BRP 2060
5 Standard Inner Seal - NO STEEL SLEEVE ON TUBE	BRP 6225
5 Low Drag Seal (not for oil use) - NO STEEL SLEEVE ON TUBE	BRP 6232
5 Inner Seal For Oil Filled Hubs - NO STEEL SLEEVE ON TUBE	WIN 7284V
5 Inner Seal For Oil and Grease - WITH STEEL SLEEVE	WIN 7289V
5 Low Drag Hub Seal - WITH STEEL SLEEVE	SUP 7289VLD
6 Inner Seal Snap Ring	BRP 6223
7 Locking Nut Assembly	BRP 6230
8 BRP Aluminum Dust Cap (Includes Bolts) Black Anodized	BRP 6203C
9 3 Bolt Rotor Adaptor To Adapt To 8 on 7" Rotor	BRP 9384
10 Optional Tee Nuts For BRP 9382 (package of 8 bolts and tee nuts)	BRP 9386
7 Optional Slotted Lock Washer Assembly (2 slotted washers only)	BRP 9486
7 Optional Slotted Lock Washer Assembly with Lock Nut (comes with 2 slotted washers and locking nut)	BRP 9489

BRP WIDE 5 MODIFIED FRONT HUB



BRP Wide 5 Front Hub



BRP 4570

DESCRIPTION	P/N
1 Front Hub Assembly (includes races, studs, rotor bolts & dust cap) Red Anodized	BRP 4570
1 Front Hub Assembly (includes races, studs, rotor bolts & dust cap) Black Anodized	BRP 4570BK
2 Replacement Inner Race	BRP 826
3 Inner Bearing	BRP 828
Inner Bearing - REM FINISHED - Bearing and Cup	BRP 828REM
4 Replacement Outer Race	BRP 827
5 Outer Bearing	BRP 829
Outer Bearing - REM FINISHED - Bearing and Cup	BRP 829REM
6 Inner Seal	BRP 835
7 Locknut Assembly	BRP 831L
8 Replacement Stud	BRP 2060
9 Replacement Dust Cap	BRP 4571
10 7/8" x .320" Thick Brake Rotor	BRP 65W

Shorty Spindle BRP Wide 5 Front Hub



BRP 821

Inner and outer bearings, grease seal, wheel nuts sold separately

DESCRIPTION	P/N
Front Hub with Cap and Races - Red Anodized	BRP 821
Front Hub with Cap and Races - Black Anodized	BRP 821BK
Front Hub with Cap and REM FINISHED Races and Bearings	BRP 821BKREM
Inner Race	BRP 826
Outer Race	BRP 827
Inner Bearing	BRP 828
Outer Bearing	BRP 829
Aluminum Locking Spindle Nut Assembly	BRP 831L
Inner Hub Seal	BRP 835
Dust Cap	BRP 832
Rotor Bolt	BOL 081003FZ
10 7/8" X .320" Thick Brake Rotor	BRP 65W

When mounting a BRP 821 hub and 11" rotor to a BRP 4590 spindle, use a BRP 8-2250 brake bracket for a Dynalite II caliper and a BRP 18-2375 brake bracket for a Dynalite single caliper.

2 7/8" BEARING / QUADLOCK BEARINGS



DESCRIPTION	P/N
Inner race - BRP / Bert Hubs	BRP 6222
Outer race - BRP / Bert Hubs	BRP 6222
Inner bearing - BRP / Bert Hubs	BRP 6224
Outer bearing - BRP / Bert Hubs	BRP 6224
Inner and Outer Bearing - REM FINISHED - Bearing and Race	BRP 6224REM
Steel locking spindle nut assembly (comes w/ locking nut and 1 washer) - all hubs	BRP 6230
Steel Lock Washer Assembly (comes w/ 2 slotted washers only) - all hubs	BRP 9486
Steel locking spindle nut assembly (comes w/ locking nut and 2 slotted washers) - all hubs	BRP 9489
STD Inner hub seal NO SLEEVE ON TUBE/SPINDLE	BRP 6225
Low drag inner hub seal (will not work for oil filled hubs) NO SLEEVE ON TUBE/SPINDLE	BRP 6232
Oil Filled inner hub seal NO SLEEVE ON TUBE/SPINDLE	WIN 7284V
Inner hub seal for oil or grease WITH STEEL SLEEVE ON TUBE/SPINDLE	WIN 7289V
Low drag hub seal	SUP 7289VLD
Low drag inner hub seal for oil or grease WITH STEEL SLEEVE ON TUBE/SPINDLE	WIN 7289VLD
Inner / Outer Bearing with Race - WINTERS HUBS ONLY	WIN 8658
Inner / Outer Bearing Only - WINTERS HUB ONLY	WIN 8658-1
Inner / Outer Race Only - WINTERS HUB ONLY	WIN 8658-2

WIDE 5 BEARINGS & SEALS



DESCRIPTION	P/N
Wide 5 Bearing Assembly (includes seal, inner & outer bearing, and BRP 320 Lock Nut)	BRP 113
Wide 5 Inner Seal	BRP 114
Low Drag Wide 5 Inner Seal	ALL 72122
Optional Extra Low Friction Forever Seal	BER SEAL-101-KIT
Wide 5 Inner Race	BRP 115
Wide 5 Outer Race	BRP 116
Wide 5 Inner Bearing	BRP 117
Wide 5 Outer Bearing	BRP 118
REM Finish Wide 5 Inner Race and Bearing	WIN 7322REM
REM Finish Wide 5 Inner Bearing and Race	WIN 7324REM
Wide 5 Hub Center Tube Seal (keeps cast hubs from filling with oil)	SIC HS-2001
Wide 5 Adjustable Bearing Spacer	ALL 72320

WIDE 5 SPINDLE NUTS



DESCRIPTION	P/N
Wide 5 Aluminum Locking Spindle Nut Assembly (includes aluminum nut, 2 washers, and bolts)	BRP 320
2 Replacement Lock Washers and Bolts Only	BRP 320W
Replacement Inner Solid Washer Only	BRP 320W-1
Replacement Outer Slotted Washer Only	BRP 320W-2

GN BEARINGS & SEALS



DESCRIPTION	P/N
Axle Tube Spindle Inner Seal	BRP 804-3
Hub Seal	BRP 804-2
Inner and Outer Race	BRP 804
Inner and Outer Bearing	BRP 804-1
LH Spindle Nut	BRP 804-6
RH Spindle Nut	BRP 804-5
Locking Tab Washer	BRP 804-4

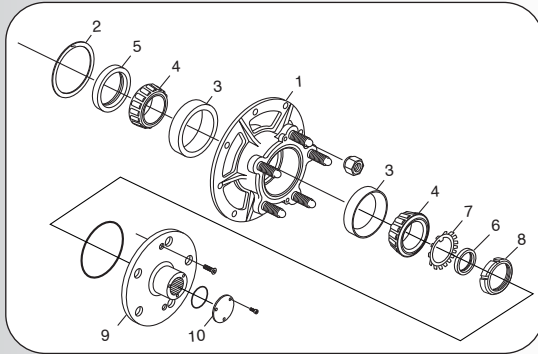
SPINDLE NUT WRENCHES



DESCRIPTION	P/N
2 7/8" Large Bearing Locking Nut Adjuster Wrench	BRP 6231
Wide 5 Locking Nut Adjuster Wrench	BRP 317A
Grand National Locking Nut Adjuster Wrench	COL 850-002

HUBS & DRIVE FLANGES

5 on 5" / 5 on 4 3/4" HUBS



DESCRIPTION	5 on 5"	5 on 4 3/4"
1 5 on 5" Coarse Hub Assembly (includes studs & races)	WIN 2255C	WIN 2566C
2 Replacement Retaining Ring	WIN 7644	WIN 7644
3 Replacement Inner and Outer Race	BRP 804	BRP 804
4 Inner or Outer Bearing	BRP 804-1	BRP 804-1
5 Inner Hub Seal	BRP 804-2	BRP 804-2
6 Spindle Seal	BRP 804-3	BRP 804-3
7 Tab Washer	BRP 804-4	BRP 804-4
8 Left Hand Thread Spindle Nut	BRP 804-6	BRP 804-6
8 Right Hand Thread Spindle Nut	BRP 804-5	BRP 804-5
9 Drive Flange (no cap or bolts)	WIN 1680	WIN 1680-475
10 Drive Flange Cap (includes bolts)	BRP 122	BRP 122

DRIVE FLANGES



FIG	DESCRIPTION	P/N	REPLACEMENT CAP ONLY P/N
1	Steel 3/4 Ton Drive Flange - Lightweight 5 on 5	WIN 1680	BRP 122
2	Aluminum LW WIDE 5 Drive Flange - 8 BOLT	BRP 343BK	BRP 122
3	Aluminum Large Bearing WIDE 5 Drive Flange - 5 BOLT	BRP 345BK	BRP 122
4	Aluminum Mod Lite Drive Flange - 4 on 4 1/4" or 4 1/2"	BRP 347	BRP 122
5	Aluminum LW WIDE 5 Drive Flange - 5 BOLT	BRP 348BK	BRP 349
6	Aluminum Drive Flange For BRP 9380/9383 Hub	BRP 9381	BRP 122
7	Aluminum Drive Flange For BRP 6202 Hub	BRP 6202D	BRP 349
8	Aluminum 5 on 5 GN Drive Flange	BRP 805	BRP 805-4
11	5 on 4 3/4" Drive Flange	WIN 1680-475	
--	7/16" Drive Flange Stud With Locknut (each)	BRP 337	
--	7/16" Drive Flange Stud 5 Pack with locknuts	BRP 337-5	
--	Drive Flange Stud Kit For BRP 9381	BRP 9388	

LATE MODEL IMPALA STEEL HUBS

'70-'72 Impala and Howe Spindles



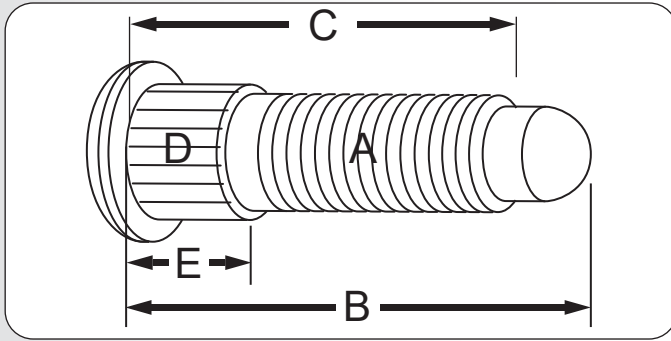
DESCRIPTION	P/N
Impala Hub Assembly (includes 8 on 7" rotor adaptor, races, & 5/8" C studs)	BRP 861C
Impala Hub Assembly (includes 8 on 7" rotor adaptor, races, & 5/8" F studs)	BRP 861
Inner Hub Seal	BRP 853
Outer Wheel Bearing Reducer Bushing	BRP 854
Inner Wheel Bearing	BRP 828-1
Outer Wheel Bearing	BRP 829
Dust Cap	BRP 814
Optional Bullet Style Dust Cap	BRP 814B
Replacement Coarse Thread Wheel Stud (sold each)	BRP 2075
Replacement Fine Thread Wheel Stud (sold each)	BRP 2061
Replacement Inner Race	BRP 826
Replacement Outer Race	BRP 827

MINI 3/4 TON HUBS



DESCRIPTION	P/N
Mini 3/4 Ton Aluminum Hub (includes 5/8" C studs, & races)	BRP 108AC
Steel Drive Flange (will fit both steel and aluminum hub)	WIN 1680
Aluminum Drive Flange (will fit both steel and aluminum hub)	BRP 805
Aluminum Rotor adaptor - 8 on 7" (required for steel and aluminum hubs)	BRP 109
Inner Bearing	BRP 117
Outer Bearing	BRP 118
Hub Seal	BRP 114
Spindle Lock Nut Assembly	BRP 320
Replacement Outer Race	BRP 116
Replacement Inner Race	BRP 117
Standard Locator Cap for BRP 805 Drive Flange (Lightweight)	BRP 805-1
Quick Start Locator Cap for WIN 1680 Drive Flange	BRP 124
Lightweight Quick Start Drive Flange Locator Cap for BRP 121	BRP 123
Replacement 5/8" C Stud	BRP 2075

WHEEL STUDS



Wheel Stud & Nut Kits

DESCRIPTION	P/N
5/8" C wheel stud and lug nut kit (includes 20- BRP 2051, & 20- BRP 2072)	BRP 2072KIT


A - THREAD	B - LENGTH	C - LENGTH	D - SPLINE	E - SPLINE LENGTH	DRILL SIZE	DESCRIPTION	P/N
7/16" F	2 7/8"	2 7/8"	.480"	.450"	29/64"	Rear Chevy (Pkg of 5)	MOR 46150
7/16" F	2 7/8"	2 7/8"	.560"	.300"	35/64"	Front Chevy	BRP 2064
1/2" F	3"	3"	.685"	.400"	43/64"		BRP 2066
1/2" F	3"	3"	.615"	.400"	19/32"	(5 to a package)	MOR 46180
1/2" F	1 3/4"	1 5/8"	.615"	.400"	19/32"	T.Q. Hubs	BRP 2932
5/8" F	2 3/4"	2 1/8"	.685"	.400"	43/64"		BRP 2073
5/8" F	2 3/4"	2 1/8"	.685"	.800"	43/64"		BRP 2074
5/8" F	3"	2.550"	.672"	.800"	17MM	Wide 5 Hubs	BRP 2061
5/8" C	2 1/4"	1 3/4"	.685"	.400"	43/64"	Wheel Adaptor plates	BRP 2060
5/8" C	2"	1 3/8"	1/2" FINE	---	---	Threaded for 6 Pin Hubs	BRP 833
5/8" C	1 7/8"	---	.685"	.800"	43/64"	Wide 5 hub with 10 Bolt wheel	BRP 2058
5/8" C	2 3/4"	2 1/8"	.685"	.800"	43/64"	Wide 5 Hubs	BRP 2059
5/8" C	2 3/4"	2 1/8"	.685"	.400"	43/64"	3/8" and 1/2" Wheel Adaptors	BRP 2072
5/8" C	3 3/4"	3 1/8"	.685"	.800"	43/64"	Stud For BRP 861C	BRP 2075
5/8" C	3"	2 1/2"	.685"	.450"	43/64"	Oval Head	BRP 2078
12mm X 1.5mm	1 1/2"	1 1/2"	.545"	.425"	17/32"	Metric	BRP 2057
5/8" C	1.950"	1.40"	.685"	.400"	43/64"	5/8" C Short Wheel Stud	BRP 2080

Drill Bits



DESCRIPTION	P/N
43/64" Drill Bit (sold each)	ALL 11045
29/64" Drill Bit (sold each)	ALL 11065

WHEEL NUTS



THREAD SIZE	STEEL		ALUMINUM	
	SINGLE SIDED	DOUBLE SIDED	SINGLE SIDED	DOUBLE SIDED
7/16" F	BRP 2054			
1/2" F	BRP 2055			
5/8" F	BRP 2050		BRP 2050A	
5/8" C	BRP 2051	BRP 2051D	BRP 2051A	BRP 2051AD
12mm X 1.5	BRP 2056			
1/2" F Serrated	BRP 4150			
6 Pin Nut			BRP 836	

DESCRIPTION	P/N
5/8"-11C Hard Coated Double Chamfered Lug Nuts (sold in packs of 20)	ALL 44097-20
5/8"-11C Spring Loaded Steel Lug Nuts (sold in packs of 5)	ALL 44108
Replacement spring and Screw (sold in packs of 5)	ALL 44109

PIT SOCKETS



DESCRIPTION	P/N
.900" Deep Hard Coated Pit Socket with Spring	BRP 2044
Replacement Spring for BRP 2044	BRP 2046
12" Pit Socket with 1 piece extension (ORANGE)	ALL 10240
11" Pit Socket with 1 piece extension with Super Socket (RED)	ALL 10241
3 1/4" Long Steel Wheel Socket	ALL 10232



Did You Know...
All BRP Calipers are machined from billet aluminum, the housings are low profile, but strong, allowing less flex and better brake feel. They have internal crossovers to prevent leakage!

BRP BILLET 1000 SERIES CALIPERS



PISTON SIZE	ROTOR WIDTH	MOUNT CENTER	RED P/N	BLACK P/N
1.75"	3/8"	3.25"	BRC 170-1516	BRC 170-1516BK
1.75"	3/8"	3.75"	BRC 170-1526	BRC 170-1526BK

Replacement Parts

DESCRIPTION	P/N
Replacement Piston (sold each)	BRC 230-7528
Replacement Piston O-Ring (sold in packs of 4)	BRC 225-2655
Crossover O-Ring (sold in packs of 4)	BRC 225-2583
Bleeder Screw Assembly (sold in packs of 4)	BRC 220-0064
Brake Pad Retainer Pin (each)	BRC 180-3862-1
Brake Pad Retainer Pin (sold in packs of 4)	BRC 180-3862
Brake Pad Wear Plate (sold each)	BRC 300-5875
Replacement Caliper Bolt (sold each)	BOL 061752HZ

BRP BILLET 2000 SERIES CALIPERS



PISTON SIZE	ROTOR WIDTH	MOUNT CENTER	RED P/N	BLACK P/N
1.75"	3/8"	5.25"	BRC 170-4993	BRC 170-4993BK
1.75"	.810"	5.25"	BRC 170-4997	BRC 170-4997BK
1.75"	1.25"	5.25"	BRC 170-4998	BRC 170-4998BK

Replacement Parts

DESCRIPTION	P/N
Replacement Piston (sold each)	BRC 230-7528
Replacement Piston O-Ring (sold in packs of 4)	BRC 225-2655
Crossover O-Ring (sold in packs of 4)	BRC 225-2583
Replacement Cotter Pins (sold in packs of 4)	BRC 180-0056
Bleeder Screw Assembly (sold in packs of 4)	BRC 220-0064
Brake Pad Retainer Pin for BRC 170-4993 (sold in packs of 4)	BRC 180-3862
1/8" X 3-1/2" Zinc Extended Prong Cotter Pin	BRC 180-0056-1
Brake Pad Wear Plate (sold each)	BRC 300-5875
Replacement Caliper Bolt for BRC 170-4993 (sold each)	BOL 061752HZ
Replacement Caliper Bolt for BRC 170-4997 (sold each)	BOL 062002HZ
Replacement Caliper Bolt for BRC 170-4998 (sold each)	BOL 062502HZ

BRP BILLET 2800 SERIES CALIPERS



PISTON SIZE	ROTOR WIDTH	MOUNT CENTER	RED P/N	BLACK P/N
1.75"	3/8"	3.5"	BRC 170-4088	BRC 170-4088BK
1.75"	.810"	3.5"	BRC 170-4090	BRC 170-4090BK
1.75"	1.25"	3.5"	BRC 170-4100	BRC 170-4100BK

Replacement Parts

DESCRIPTION	P/N
Replacement Piston (sold each)	BRC 230-7531
Replacement Piston O-Ring (sold in packs of 4)	BRC 225-2655
Crossover O-Ring (sold in packs of 4)	BRC 225-2583
Bleeder Screw Assembly (sold in packs of 4)	BRC 220-0064
Bridge Bolt Assembly for BRC 170-4088 (comes with bolt, spacer & nut)	BRC 190-4088
Bridge Bolt Assembly for BRC 170-4090 (comes with bolt, spacer & nut)	BRC 190-4090
Bridge Bolt Assembly for BRC 170-4100 (comes with bolt, spacer & nut)	BRC 190-4100
Brake Pad Wear Plate (sold each)	BRC 300-5876
Replacement Caliper Bolt for BRC 170-4088 (sold each)	BOL 061752HZ
Replacement Caliper Bolt for BRC 170-4090 (sold each)	BOL 062252HZ
Replacement Caliper Bolt for BRC 170-4100 (sold each)	BOL 062502HZ
Spacer - 2000 & 2800 calipers - from 3/8" to .810"	BRC 180-810
Spacer - 2000 & 2800 calipers - from 3/8" to .810"	BRC 180-811
Spacer - 2000 & 2800 calipers - from 3/8" to 1.25"	BRC 180-125
Spacer - 2000 & 2800 calipers - from 3/8" to 1.25"	BRC 180-126

BRP BILLET RADIAL MOUNT CALIPERS



BRC 170-5375

NOTE: SEE PAGE 72 FOR RADIAL MOUNT CALIPER BRACKETS

PISTON SIZE	ROTOR WIDTH	MOUNT CENTER	BLACK P/N
1.75"	3/8"	3.5"	BRC 170-5375
1.75"	.810"	3.5"	BRC 170-5810

Replacement Parts

DESCRIPTION	P/N
Replacement Piston (sold each)	BRC 230-7531
Replacement Piston O-Ring (sold in packs of 4)	BRC 225-2655
Crossover O-Ring (sold in packs of 4)	BRC 225-2583
Bleeder Screw Assembly (sold in packs of 4)	BRC 220-0064
Bridge Bolt Assembly for BRC 170-5375 (comes with bolt, spacer & nut)	BRC 190-4088
Bridge Bolt Assembly for BRC 170-5810 (comes with bolt, spacer & nut)	BRC 190-4090
Bridge Bolt Assembly for BRC 170-5125 (comes with bolt, spacer & nut)	BRC 190-4100
Brake Pad Wear Plate (sold each)	BRC 300-5876
Replacement Caliper Bolt for BRC 170-5375 (sold each)	BOL 051752CHZ
Replacement Caliper Bolt for BRC 170-5810 (sold each)	BOL 052252CHZ
Replacement Caliper Bolt for BRC 170-5125 (sold each)	BOL 053002CHZ

WILWOOD BRAKE CALIPERS



WIL 120-11134

Forged SuperLite Calipers

PISTON SIZE	ROTOR WIDTH		REPLACEMENT PISTON	REPLACEMENT O-RING
	.810"	1.25"		
1.38"	WIL 120-11128	WIL 120-11130	WIL 200-7516 (ea)	WIL 130-2658 (4 pack)
1.75"	WIL 120-11134	WIL 120-11136	WIL 200-7531 (ea)	BRC 225-2655 (4 pack)
Crossover Tube	WIL 190-5973	WIL 190-5975		
Bridge Assembly	WIL 230-7539	WIL 220-7541		

DESCRIPTION	P/N
M10x1.00 Replacement Bleed Screw Assembly (sold in packs of 4)	WIL 220-6069

Forged Dynalite Calipers



WIL 120-6818

PISTON SIZE	ROTOR WIDTH			REPLACEMENT PISTON	REPLACEMENT O-RING
	.375"	.810"	1.25"		
1.38"	WIL 120-6808	WIL 120-6806	WIL 120-6804	WIL 200-7518	WIL 130-2658 (4 pack)
1.75"	WIL 120-6818	WIL 120-6816	WIL 120-6814	BRC 230-7528	BRC 225-2655 (4 pack)
Cotter Pin	BRC 180-0054	BRC 180-0055	BRC 180-0056		

DESCRIPTION	P/N
1/8" NPT Replacement Bleed Screw Assembly (sold in packs of 4)	BRC 220-0064
.190" OD Replacement Crossover O-rings (sold in packs of 4)	BRC 225-2583

Narrow Mount DynaPro (NDP) Calipers



WIL 120-9736

PISTON SIZE	ROTOR WIDTH		REPLACEMENT PISTON	REPLACEMENT O-RING
	.375"	.810"		
1.75"	WIL 120-9734	WIL 120-11572	BRC 230-7531 (ea)	WIL 130-2655 (4 pack)

DESCRIPTION	P/N
1/8" NPT Replacement Bleed Screw Assembly (sold in packs of 4)	BRC 220-0064
.190" OD Replacement Crossover O-rings (sold in packs of 4)	BRC 225-2583

Dynalite Single Billet Calipers



WIL 120-4062

PISTON SIZE	ROTOR WIDTH	MOUNT HOLES	P/N	REPLACEMENT PISTON	REPLACEMENT O-RING
1.75"	3/8"	3.25"	WIL 120-10188	BRC 230-7528	BRC 225-2655 (4 pack)
1.75"	3/8"	3.75" - 3 PIN	WIL 120-9689	BRC 230-7528	BRC 225-2655 (4 pack)

DESCRIPTION	P/N
1/8" NPT Replacement Bleed Screw Assembly (sold in packs of 4)	BRC 220-0064
.190" OD Replacement Crossover O-rings (sold in packs of 4)	BRC 225-2583
Replacement Brake Pad Retaining Pin (sold in packs of 4)	BRC 180-3862

14 Compound

This compound is a favorite for the short track dirt and asphalt racers. It is the lowest torque race compound in PFC's arsenal. It is also used as a rear pad to reduce lock up. 14 Offers a smooth and stable high temperature torque with excellent cold bite for dirt and asphalt racers that demand race ready friction. 14 also offers quicker release for unrivaled modulation with low wear and excellent disc conditioning properties. Recommended for low grip asphalt and dirt applications. IMCA modified, dirt late model and street stock.

14 COMPOUND REPLACES 81.

97 Compound

This compound was designed as an all-purpose pad where excellent controllability was a priority over ultimate stopping power. Due to its excellent modulation characteristics, this pad has proved very popular with race schools, rallying, and as a rear pad for applications such as touring cars. 97 has the lowest wear of all compounds, typically providing two to three times more life expectancy than competitors. This compound can also dramatically extend disc life. 97 is a medium torque race compound and as a result can provide reduced brake temperatures in situations where poor cooling can result in premature disc failure. 97 has the flattest torque curve of all the Performance Friction compounds. Effective from 167°F and reach 2000°F (75°C, reach 1100°C),

97 uses Performance Friction's unique lubrication package that maintains a minimal transfer layer on the disc to help prevent brake shudder and provide excellent release properties, therefore reducing overall drag in the brake system. 97 is extremely easy on the discs with very low wear. 97 is now being used in Bondurant, Derek Daley, Dale Jarrett Driving Adventure, Panoz, Mid Ohio, and Jim Russell racing schools because of it's long wear vs. performance vs. control and modulation.

11 Compound

Released in 2001, this compound has increased initial bite and improved modulation. The friction level has been increased for the first two-thirds of the braking event, with flatter torque curve and more linear friction curve. This allows the driver to attack the brake pedal later, reducing the time spent on the brakes. Very smooth release will not over-slow the car, and won't overwhelm the car's set-up.

Like 97 compound, 11 has excellent modulation characteristics that improve controllability and driver confidence. 11 uses Performance Friction's unique lubrication package that maintains a minimal transfer layer on the disc to help prevent brake shudder and provide excellent release properties, therefore reducing overall drag in the brake system. 11 is extremely easy on the discs with very low wear. Effective from 167°F and reach 2000°F (75°C, reach 1100°C), optimum operating range is between 860°F and 1004°F (460°C and 540°C).

11 COMPOUND REPLACES 01

13 Compound

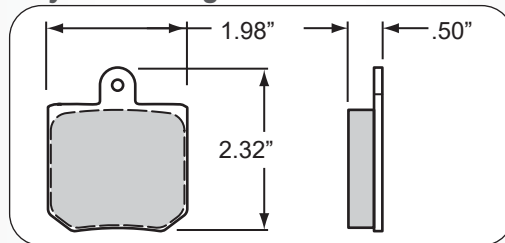
13 has higher average torque than 11. There is a slight rise of torque with temperature to handle the most severe conditions. 13 has excellent release for improved modulation. Very easy on discs with wear on par with 11. Requires finess so as to not upset or overwhelm the car's set-up. (Only available in 7751 shape)

01 Compound

01 race compound is one of the most accepted in the PFC's arsenal, and has become the standard by which all brake pads are judged. 01 has good initial bite, with very little torque rise with temperature. At the end of the stop, 01 compound has less torque scatter than the competition for improved modulation with excellent release. 01 compound has good disc conditioning properties with low wear. 01 compound is one of PFC's most popular race compounds, and wins more World and National championships annually than any other brake pad on the markets. In many applications if 01 is not available, 11 will replace it.

PERFORMANCE FRICTION BRAKES

Dynalite Single/BRP 1000 Series



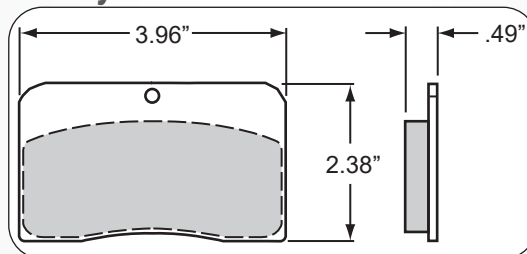
Did You Know...

14 compound is recommended for the front brakes on Big/Small Block & Sportsman cars!

DESCRIPTION	P/N
14 Compound	PFR 7757.14.12.44
11 Compound	PFR 7757.11.12.44

****All Pads sold in Axle Sets****

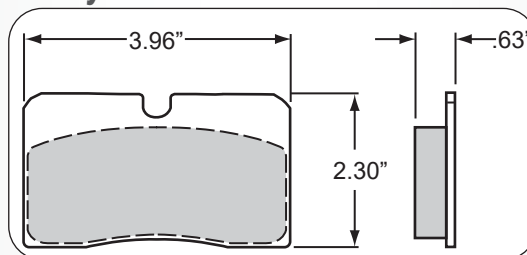
Dynalite II/BRP 2000 Series



DESCRIPTION	P/N
14 Compound	PFR 7752.14.12.44
97 Compound	PFR 7752.97.12.44
11 Compound	PFR 7752.11.12.44
01 Compound	PFR 7752.01.12.44

****All Pads sold in Axle Sets****

Dynalite IIA/BRP 2800 Series



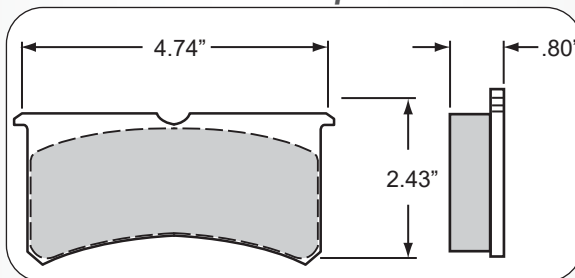
Did You Know...

11 compound is recommended for the rear brakes on Big/Small Block & Sportsman cars!

DESCRIPTION	P/N
97 Compound	PFR 7754.97.16.44
11 Compound	PFR 7754.11.16.44
13 Compound	PFR 7754.13.16.44

****All Pads sold in Axle Sets****

Wilwood Superlite



DESCRIPTION	P/N
14 Compound	PFR 7751.14.20.44
97 Compound	PFR 7751.97.20.44
11 Compound	PFR 7751.11.20.44
13 Compound	PFR 7751.13.20.44
01 Compound	PFR 7751.01.20.44

****All Pads sold in Axle Sets****

WILWOOD BRAKE PADS

WILWOOD POLYMATRIX A

Wilwood Polyatrix A compound has immediate cold response with the highest friction values at all temperatures. It is for severe duty use on oval tracks and road courses or any other application that requires immediate high response at low temperatures. It has a long wear rate for severe duty, sustained high temperature braking. It is compatible with all iron, steel, and titanium rotors.

HEAT RANGE: Low to X-High
Cold Torque: X-High
Hot Torque: X-High
Wear Rate: X-Low

WILWOOD POLYMATRIX B

Wilwood Polymatrix B Compound has a slightly softer initial response with the same high temperature friction as "A" with a steady rise in friction as temperature and pedal pressure increases. It has long wear for severe duty use on oval tracks and road courses. It also has predictable smooth engagement at all temperatures and pedal pressures. It is compatible with all iron, steel, and titanium rotors.

HEAT RANGE: Low to X-High
Cold Torque: High
Hot Torque: X-High
Wear Rate: X-Low

WILWOOD BP-10

Wilwood BP-10 compound is a severe duty replacement pad with increased friction and temperature range over OE type pad compounds. It is standard equipment in many street performance disc conversion kits. It beds quickly and provides fast response without excessive abrasion on vented rotors.

HEAT RANGE: Low to Med-High
Cold Torque: Medium
Hot Torque: Medium-High
Wear Rate: Medium

WILWOOD BP-20

Wilwood BP-20 compound is a high performance street compound with increased friction and a wider temperature range over BP10. Beds Quickly and provides fast response without high rotor abrasion. Baseline pad for track oriented street cars.

HEAT RANGE: Low to Med-High
Cold Torque: Medium
Hot Torque: Medium-High
Wear Rate: Medium

WILWOOD BP-40

Wilwood BP-40 compound is an improved formula for heavy braking asphalt ovals, extreme braking on dirt and road course applications. Predicatable, linear response with excellent modulation on iron / titanium rotors. Also has long wear rates with iron / steel rotors. This pad is very heat fade resistant.

HEAT RANGE: X-High
Cold Torque: Medium
Hot Torque: X-High
Wear Rate: Medium-Low

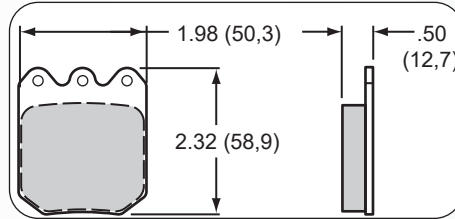
WILWOOD Q/ALUMINUM ROTORS

Wilwood Q compound is used for disc brake conversions on street rods, muscle cars, custom show cars, and all moderate performance applications where low noise and dust are of primary importance. It is best used for aluminum rotors, and is also compatible with all vented steel rotors.

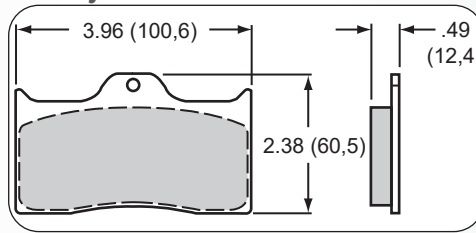
HEAT RANGE: Low to Medium
Cold Torque: Medium
Hot Torque: Medium
Wear Rate: Low



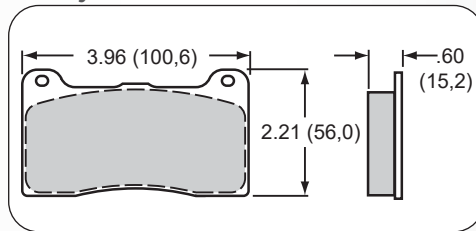
Dynalite Single/BRP 1000 Series



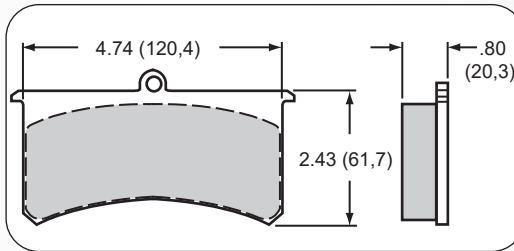
Dynalite II/BRP 2000 Series



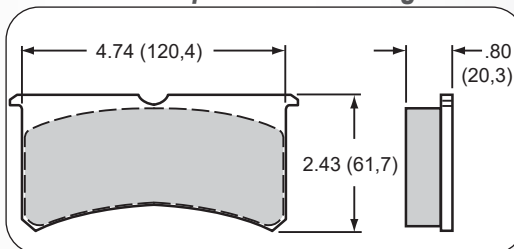
Dynalite IIA/BRP 2800 Series



Wilwood Superlite



Wilwood Superlite with Bridge Bolt



Did You Know...

BP20 compound is recommended for the front brakes on Big/Small Block & Sportsman cars!

DESCRIPTION	P/N
Wilwood BP10	WIL 150-9764K
Wilwood BP 20	WIL 150-9765K
Wilwood BP 40	WIL 150-12242K
Aluminum Rotor	WIL 15Q-10144K
Polymatrix A	WIL 15A-10142K
Polymatrix B	WIL 15B-9819K

All Pads sold in Axle Sets

DESCRIPTION	P/N
Wilwood BP10	WIL 150-8850K
Aluminum Rotor	WIL 15Q-6824K
Polymatrix A	WIL 15A-5734K
Polymatrix B	WIL 15B-3991K

All Pads sold in Axle Sets

Did You Know...

BP40 compound is recommended for the rear brakes on Big/Small Block & Sportsman cars!

DESCRIPTION	P/N
Wilwood BP10	WIL 150-8946K
Wilwood BP40	WIL 150-12248K
Polymatrix A	WIL 15A-7263K
Polymatrix B	WIL 15B-7264K

All Pads sold in Axle Sets

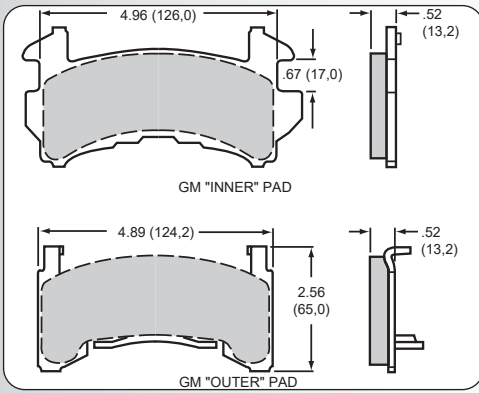
DESCRIPTION	P/N
Wilwood BP10	WIL 150-8856K
Polymatrix A	WIL 15A-5735K
Polymatrix B	WIL 15B-3992K

All Pads sold in Axle Sets

DESCRIPTION	P/N
Polymatrix A	WIL 15A-5938K
Polymatrix B	WIL 15B-5939K

All Pads sold in Axle Sets

G.M. BRAKE PADS



PFR Small G.M. (G.M. III)

DESCRIPTION	P/N
97 Compound	PFR 0154.97.14.44
01 Compound	PFR 0154.01.14.44

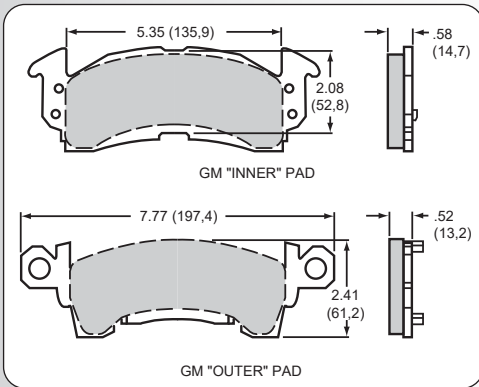
****All Pads sold in Axle Sets****



Wilwood Small G.M. (G.M. III)

DESCRIPTION	P/N
B Compound	WIL 15B-3998K

****All Pads sold in Axle Sets****



PFR Large G.M.

DESCRIPTION	P/N
97 Compound	PFR 0052.97.14.44
01 Compound	PFR 0052.01.14.44

****All Pads sold in Axle Sets****



Wilwood Large G.M.

DESCRIPTION	P/N
B Compound	WIL 15B-3994K

****All Pads sold in Axle Sets****



BILLET ALUMINUM BRAKE HATS



DESCRIPTION	OFFSET	ROTOR MOUNT	P/N
Multi- Pattern Billet 4 Pin Brake Hat (Midget Application) Has bolt pattern of 4 on 4", 4 on 4.25", and 4 on 4.5"	2.25"	8 on 6.210"	BRP 2100
6 on 5" Billet Brake Hat	2"	8 on 7.625"	BRP 2105

BRAKE PAD SPACERS



DESCRIPTION	P/N
Metric Brake Pad Spacer - .190" Thick (sold each)	ALL 42040

GM CALIPER BOLTS



DESCRIPTION	P/N
Allen Head GM Caliper Bolt (package of 2)	ALL 42079
Hex Head GM Caliper Bolt (package of 2)	ALL 42080

BRAKE ROTOR BOLT KITS



DESCRIPTION	P/N
8 - 5/16" Coarse 12 Point Bolts (large Bearing Hubs for clearance)	BRP 50
8 - 5/16" Coarse Allen Head Bolts (Wide 5 Hubs)	BRP 51
8 - 5/16" Coarse Bolts and Nuts (Brake Hats)	BRP 52
3 - 1/2" Fine X 1" Taper Head Bolts (BRP 821 & BRP 4570)	BRP 53
26- 5/16" Coarse Bolts (Ford 9" Kit)	BRP 55
8- Floating Rotor Tee Nuts (package of 8 bolts and 8 tee nuts)	BRP 9386
Front Rotor Bolt Kit (bolts have external hex) pack of 3	BRP 9435
ARP 5/16" C X .880" Brake Rotor Bolts - 32 pre-drilled bolts with washers	ARP 300-0801

BRAKE ROTORS



DESCRIPTION	THICKNESS	O.D.	I.D.	WEIGHT	MATERIAL	BOLT PATTERN	DIRECTION	P/N
Drilled Light Wide 5	.320"	12"		5.12#	steel	8 on 7"	BOTH	BRP 60D
Drilled Extra Light Wide 5	.320"	12"		4.52#	steel	8 on 7"	BOTH	BRP 60DL
Drilled - Fits BRP 2100 Billet Hat	.320"	10.25"		3.75#	steel	8 on 6.210"	BOTH	BRP 62D
Drilled Mini Sprint	.320"	10"		5.30#	steel	2" Spline	BOTH	BRP 63
Solid 6 Pin Stand / BRP Front Hubs	.320"	10.87"		5.55#	steel	3 on 5"	BOTH	BRP 65
Drilled Light 6 Pin Stand / BRP Front Hubs	.320"	10.87"		4.80#	steel	3 on 5"	BOTH	BRP 65D
Drilled Extra Light 6 Pin Stand / BRP Front Hubs	.320"	10.87"		4.46#	steel	3 on 5"	BOTH	BRP 65DL
Waved Drilled Light BRP Front Hubs	.320"	10.87"		3.90#	waved steel	3 on 5"	BOTH	BRP 65W
Drilled Light	.320"	12.18"		6.05#	steel	5 bolt	BOTH	BRP 66D
Waved Drilled Light	.320"	12"		3.88#	waved steel	8 on 7"	BOTH	BRP 67
Weld Style Sprint	.375"	11"		2.55#	aluminum	5 bolt	BOTH	BRP 83
Live Axle Sprint Drilled Light	.375"	10.20"		2.05#	aluminum	2" Spline	BOTH	BRP 4301A
Live Axle Sprint Drilled Light	.375"	11"		2.60#	aluminum	2" Spline	BOTH	BRP 4302A
Mini Sprint	.375"	10"		2.34#	aluminum	2" Spline	BOTH	BRP 63A
6 Pin Stand	.375"	10.87"		2.30#	aluminum	3 on 5"	BOTH	BRP 64
GM Wide 5 32 fin	.810"	11.75"		8.35#	steel	8 on 7"	BOTH	WIL 160-0471
Scalloped Straight Vane	.810"	11.75"		5.36#	waved steel	8 on 7"	BOTH	WIL 160-8135
Wide 5 32 fin	.810"	12.18"		9.05#	steel	8 on 7"	BOTH	WIL 160-0277
Wide 5 32 fin - Drilled Light	.810"	12.18"		7.95#	steel	8 on 7"	BOTH	WIL 160-5865
Scalloped Straight Vane	.810"	12.18"		5.96#	waved steel	8 on 7"	BOTH	WIL 160-8136
Wide 5 Curved Vane Right	.810"	12.18"		8.70#	steel	8 on 7"	RIGHT	WIL 160-7103
Wide 5 Curved Vane Left	.810"	12.18"		8.70#	steel	8 on 7"	LEFT	WIL 160-7104
Wide 5 48 fin Left	.810"	11.75"		9.00#	steel	8 on 7"	LEFT	PFR 299.20.0045.01
Wide 5 48 fin Left	.810"	11.75"		9.00#	steel	8 on 7"	LEFT	WIL 160-12286
Wide 5 48 fin Right	.810"	11.75"		9.00#	steel	8 on 7"	RIGHT	PFR 299.20.0045.02
Wide 5 48 fin Right	.810"	11.75"		9.00#	steel	8 on 7"	RIGHT	WIL 160-12285
32 fin for Brake Hat	.810"	12.18"		8.85#	steel	8 on 7.625"	BOTH	BRP 72
GT 36 Curved Vane Brake Rotor Right	.810"	12.19"		10.60#	steel	8 on 7"	RIGHT	WIL 160-12291
GT 36 Curved Vane Brake Rotor Left	.810"	12.19"		10.60#	steel	8 on 7"	LEFT	WIL 160-12292
Vented 32 fin wide 5	1.25"	11.75"		8.75#	steel	8 on 7"	BOTH	WIL 160-0483
Ultralite 32 Drilled,	1.25"	11.75"		7.65#	steel	8 on 7"	BOTH	WIL 160-5864
Waved Ultralite 32 Scalloped Rotor	.810"	11.75"		5.40#	steel	8 on 7"	BOTH	WIL 160-8135
Scalloped Straight Vane	1.25"	11.75"		5.72#	waved steel	8 on 7"	BOTH	WIL 160-8343
Curved Vane - Lightweight Left	1.25"	11.75"		9.55#	steel	8 on 7"	LEFT	WIL 160-2899
Curved Vane- Lightweight Right	1.25"	11.75"		9.55#	steel	8 on 7"	RIGHT	WIL 160-2898
Drilled Light Wide 5	.320"	11.75"		4.75#	steel	8 on 7"	BOTH	BRP 94D
Mod Lite Waved Rotor	.250"	9.875"		3.00#	waved steel	4 on 3.820"	BOTH	BRP 8009
Mod Lite Waved Rotor	.250"	9.500"	2.875"	3.00#	waved steel	4 on 3.820"	BOTH	BRP 8010
Mod Lite Waved Rotor	.250"	9.875"	2.875"	2.80#	waved steel	4 on 4.219"	BOTH	BRP 8011
Mod Lite Waved Rotor	.250"	10.50"	3.56"	3.60#	waved steel	4 on 4.219"	BOTH	BRP 8012
Mod Lite Waved Rotor	.250"	9.500"	3.55"	3.50#	waved steel	4 on 4.250"	BOTH	BRP 8013
GT 48 Curved Vane Brake Rotor Right	1.25"	12.72"	3.510"	13.00#	spec 37-iron	8 on 7.62"	RIGHT	WIL 160-2978
GT 48 Curved Vane Brake Rotor Left	1.25"	12.72"		13.00#	spec 37-iron	8 on 7.62"	LEFT	WIL 160-2979
Drilled & Scalloped Steel Rotor	0.35"	12.19"		4.60#	steel	8 on 7"	BOTH	WIL 160-9773
Direct Mount 5 Bolt Non Floating Rotor	.375"	12.00"		5.20#	steel	5 Bolt	BOTH	BRP 9478
Direct Mount 5 Bolt Floating Rotor**	.375"	12.00"		5.35#	steel	5 Bolt	BOTH	BRP 9479
Direct Mount 5 Bolt Non Floating Rotor	.375"	10.875"		4.40#	steel	5 Bolt	BOTH	BRP 9482
Direct Mount 5 Bolt Floating Rotor**	.375"	10.875"		4.40#	steel	5 Bolt	BOTH	BRP 9483
Wide 5 48 fin Left - for Superlite or ZR94 Calipers	.810"	11.75"		11.67#	steel	8 on 7"	LEFT	PFR 299.20.0040.01
Wide 5 48 fin Right - for Superlite or ZR94 Calipers	.810"	11.75"		11.67#	steel	8 on 7"	RIGHT	PFR 299.20.0040.02
Wide 5 48 fin Left - for Superlite or ZR94 Calipers	1.25"	11.75"		11.50#	steel	8 on 7"	LEFT	PFR 299.32.0040.01
Wide 5 48 fin Right - for Superlite or ZR94 Calipers	1.25"	11.75"		11.50#	steel	8 on 7"	RIGHT	PFR 299.32.0040.02

** - also requires BRP 9480 mount

ALUMINUM BOLT ON CALIPER BRACKETS



Rear Spindle Caliper Mounts

FIG	DESCRIPTION	ROTOR O.D.	OFFSET	RED P/N	BLACK P/N
1	Superlite 3/8" Thick 4 Bolt Rear	12.18"		BRP 1-2	BRP 1-2BK
1	Superlite 1/2" Thick 4 Bolt Rear	12.18"		BRP 1-3	BRP 1-3BK
1	Superlite 1/2" Thick 4 Bolt Rear	11.75"		BRP 1-4	BRP 1-4BK
1	Superlite 4 Bolt	12"		BRP 17	BRP 17BK
1	Superlite 4 Bolt offset	12.18"	.375"	BRP 1X375	
1	Superlite 4 Bolt offset	12.18"	.375"	BRP 1Y375	
1	Dynalite II 45 degree	12.18"		BRP 5	
7	8 Bolt Master Bracket- Steel			BRP 6	
7	8 Bolt Master Bracket- Aluminum			BRP 6A	
8	3/8" offset- master to DL II 3/8" rotor	12"		BRP 25	
8	8 Bolt Master to SL II	12.18"		BRP 7	
8	8 Bolt Master to SL II	11.75"		BRP 7-2*	
5	Large Bearing NDL/Superlite	12.18"		BRP 2	BRP 2BK

*plain only



FIG 14

Large Bearing Caliper Mounts

FIG	DESCRIPTION	ROTOR O.D.	OFFSET	RED P/N	BLACK P/N
14	3.75" Dynalite Single / BRP 1000 Series (for use with BRP 9382 hub)	10 7/8"	---		BRP 9390
14	3.75" Dynalite Single / BRP 1000 Series (for use with BRP 9382 hub and 9384 adaptor plate)	12"	---		BRP 9391
14	1/8" Offset Caliper Mount for Bert/Winters Hub, 67 Rotor. Non Floating	12"	1/8"		BRP 9530



FIG 15

Dirt Modified Asphalt Brake Brackets

DESCRIPTION	P/N
Steel Brake Bracket for .810" X 11 3/4" with 2000 series caliper (uses BRP 4588 spindle only)	BRP 9065
Steel Brake Bracket for .810" X 11 3/4" with 2800 series caliper (uses BRP 9200 / 9210 spindle only)	BRP 9066
1/2" Thick Aluminum Rotor Adaptor - 3 on 5" to 8 on 7"	BRP 9067

Ford & Large Bearing Caliper Mounts

FIG	DESCRIPTION	ROTOR O.D.	OFFSET	RED P/N	BLACK P/N
4	Dynalite II / 2000 Series	12.18"	---	BRP 8	
4	Dynalite II / 2000 Series	12"	---	BRP 8-1	BRP 8-1BK
4	Dynalite II / 2000 Series	12"	3/16"	BRP 8-1187	
4	Dynalite II / 2000 Series Fits Sway-A-Way Hub	12"	3/8"	BRP 8-1375	
4	Dynalite II / 2000 Series	11"	---	BRP 8-2	
4	Dynalite II / 2000 Series	10.87"	1/4"	BRP 8-2250	BRP 8-2250BK
2	Dynalite Single / 1000 Series- 3.25"	11"	---	BRP 9	
2	Dynalite Single / 1000 Series- 3.25"	11"	1/8"	BRP 9-125	
2	Dynalite Single / 1000 Series- 3.25"	12.18"	--	BRP 10	BRP 10BK
2	Dynalite Single / 1000 Series- 3.25"	12"	---	BRP 11	
2	Dynalite Single / 1000 Series- 3.25"	12"	.375"	BRP 11-375	
3	Dynalite Single / 1000 Series- 3.75"	12.18"	--	BRP 18	BRP 18BK
3	Dynalite Single / 1000 Series- 3.75"	12"	---	BRP 18-1	BRP 18-1BK
3	Dynalite Single / 1000 Series- 3.75"	12"	3/8"	BRP 18-1375	BRP 18-1375BK
3	Dynalite Single / 1000 Series- 3.75"	11"	---	BRP 18-2	
3	Dynalite Single / 1000 Series- 3.75"	11"	1/4"	BRP 18-2250	BRP 18-2250BK
3	Dynalite Single / 1000 Series- 3.75"	10.87"	3/8"	BRP 18-2375	BRP 18-2375BK
6	Superlite IIA	12.18"	---	BRP 21	
10	Dynalite Single / 1000 Series- 3.75" Use in place of BRP 18-1 (no threaded holes)	12"	---	BRP 19	BRP 19BK
11	3.75" 1000 Series Left Front Mount Ford Spindle (BRP 9200, 9210)	10.87"	---	BRP 26L	BRP 26L BK
11	3.75" 1000 Series Right Front Mount Ford Spindle (BRP 9200, 9210)	10.87"	---	BRP 26R	BRP 26R BK
12	3.75" 1000 Series Front Mount Large Bearing Spindle (BRP 4588 spindle)	12"	---	BRP 27	BRP 27BK
12	2000 Series Left Front Mount Ford Spindle (BRP 9200, 9210)	10.87"	---	BRP 28L	
12	2000 Series Right Front Mount Ford Spindle (BRP 9200, 9210)	10.87"	---	BRP 28R	
2	Brakeman F1 Caliper to BRP 9200, 9210	11.75"	---	BRP 11-100	BRP 11-100BK
13	Stop Tech Front Caliper Mount	10.87"	1/2"		BRP 9673
14	Bert / Winters Large Bearing Hub With 1000 Series - 3.75"	12"	1/8"		BRP 9530

International Front Spindle Mount

FIG	DESCRIPTION	ROTOR O.D.	OFFSET	P/N
3	Dynalite Single (3.75" Mount)	12"		BRP 12P

LIGHTWEIGHT CALIPER MOUNT BOLTS



BRP 9136

DESCRIPTION	P/N
Lightweight Aluminum Caliper Bolts for Modified Front Spindles (come with 4 sleeves, 4 washers, and 4 aluminum bolts)	BRP 9136

RADIAL MOUNT CALIPER BRACKETS



BRP 9379

BRP 9487

BRP 9633

DESCRIPTION	P/N
Quadlock Radial Caliper Mount - 12.18" Rotor / Wilwood Caliper (4 13/16" C/C)	BRP 9379
Quadlock Radial Caliper Mount - 11.75" Rotor / Wilwood Caliper (4 13/16" C/C)	BRP 9412
3" Tube - 1 3/16" Offset Radial Caliper Mount For 12.19 Rotor / BRP Caliper (3" C/C)	BRP 9460
Quadlock Radial Caliper Mount - 11.75" - 12.18" Rotor / BRP Caliper Only (3" C/C)	BRP 9487
Quadlock Radial Caliper Mount - 10.87" Rotor / BRP Caliper Only (3" C/C)	BRP 9488
30° Back Quadlock Radial Caliper Mount - 11.75" - 12.18" Rotor / BRP Caliper Only (3" C/C)	BRP 9633
30° Back Quadlock Radial Caliper Mount - 11.75" - 12.18" Rotor / Wilwood Caliper Only (4 13/16" C/C)	BRP 9634
Wilwood Dynapro SL4/SL6 3.5" Radial Mount Kit with Bracket	WIL 250-6309
Wilwood Dynalite 3.5" Radial Mount Caliper Mounting Kit with Bracket	WIL 250-13365
Wilwood Dynapro 3.5" Radial Mount Caliper Mounting Kit with Bracket	WIL 250-13150
Wilwood Powerlite 5.080" Radial Mount Caliper Kit with Bracket (Sprint / Modified)	WIL 250-9656

QUAD LOCK CALIPER BRACKETS



BRP 9034

BRP 9034BK

BRP 9630

BRP 9676

Did You Know...
These Caliper Brackets fit Quad Lock Tubes Only... See page 51 for tubes and 31-35 for Birdcages.

90° Brackets

DESCRIPTION	RED P/N	BLACK P/N
Quad Lock Bracket for BRP 2800 / Superlite Caliper for 12.18" Rotor	BRP 9034	BRP 9034BK
Quad Lock Bracket for BRP 2800 / Superlite Caliper for 12" Rotor	BRP 9038	BRP 9038BK
Quad Lock Bracket for BRP 2800 / Superlite Caliper for 11.75" Rotor	BRP 9035	BRP 9035BK
Quad Lock Bracket for BRP 2800 / Superlite Caliper for 10.87" Rotor		BRP 9389

30° Back Bracket

DESCRIPTION	RED P/N	BLACK P/N
Quad Lock Bracket for BRP 2800 / Superlite Caliper for 12.18" Rotor		BRP 9630
Quad Lock Bracket for BRP 2800 / Superlite Caliper for 12" Rotor		BRP 9631
Quad Lock Bracket for BRP 2800 / Superlite Caliper for 11.75" Rotor		BRP 9632

10° Back Bracket

DESCRIPTION	RED P/N	BLACK P/N
Quad Lock Bracket for BRP 2800 / Superlite Caliper for 11.75" Rotor		BRP 9676

3" CLAMP ON CALIPER BRACKETS



BRP 47BK

Did You Know...
These Caliper Brackets fit any 3" O.D. Rear End Tube!

DESCRIPTION	RED P/N	BLACK P/N
Clamp on Bracket for BRP 2800 / Superlite Caliper for 12.18" Rotor	BRP 45	BRP 45BK
Clamp on Bracket for BRP 2800 / Superlite Caliper for 12" Rotor	BRP 46	BRP 46BK
Clamp on Bracket for BRP 2800 / Superlite Caliper for 11.75" Rotor	BRP 47	BRP 47BK

3" CLAMP ON MASTER BRACKETS



BRP 544

Master Brackets

DESCRIPTION	P/N
Aluminum Master Clamp for 3" Tube (Bolt On)	BRP 544

Master Bracket to Caliper Adaptor Plates

DESCRIPTION	P/N
Superlite / 2800 Caliper for 12.18" Rotor	BRP 545
Superlite / 2800 Caliper for 12" Rotor	BRP 545-1
Superlite / 2800 Caliper for 11.74" Rotor	BRP 545-2
Dynalite II / 2000 Caliper for 12.18" Rotor	BRP 546
Dynalite II / 2000 Caliper for 12" Rotor	BRP 546-1
Dynalite II / 2000 Caliper for 11.75" Rotor	BRP 546-2



BRP 548



BRP 545

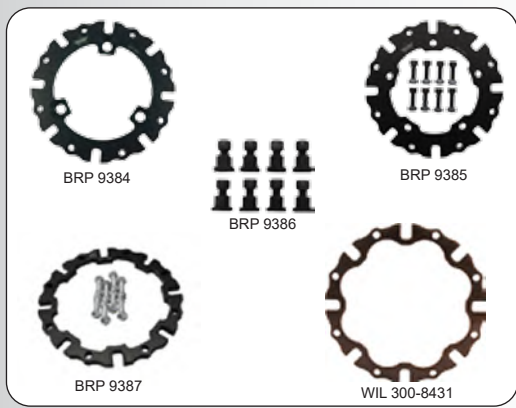
BRAKES & ACCESSORIES

BRAKE LINE DEFLECTORS



DESCRIPTION	RED P/N	BLACK P/N
Right front brake line deflector	BRP 42R	BRP 42RBK
Left front brake line deflector	BRP 42L	BRP 42LBK
Front mounted 1000 series caliper brake line deflector	BRP 43	BRP 43BK

ROTOR ADAPTORS / FLOATING ROTORS



DESCRIPTION	P/N
1/4" Thick 3 Bolt to 8 on 7" Aluminum Rotor Adaptor for BRP 821 Hub	BRP 813
1/2" Thick 3 Bolt Aluminum Rotor Adaptor to 8 on 7" (for Asphalt Applications)	BRP 9067
8 on 7" Rotor Adaptor for 3 Bolt Billet Hubs (BRP 9380 / BRP 9384)	BRP 9384
CAN ALSO USE TEE NUTS TO FLOAT ROTORS	
8 on 7" Rotor Adaptor for 5 Bolt Billet Hubs (BRP 9383 / BRP 9401)	BRP 9385
CAN ALSO USE TEE NUTS TO FLOAT ROTORS	
Tee Nuts For BRP Floaters Only (sold in package of 8 bolts and 8 nuts)	BRP 9386
8 on 7" Floating Aluminum Rotor Adaptor for cast Winters / Bert hubs	BRP 9387
8 on 7" Aluminum Rotor Adaptor for 3/4 Ton Hubs (BRP 108C and 108AC)	BRP 109
8 on 7 5/8" Aluminum Rotor Adaptor for 5 on 5 hubs	BRP 808
8 on 7" Aluminum Rotor Adaptor for BRP 5 on 5 hubs	BRP 809
10 Hole Aluminum Rotor Adaptor for BRP 5 on 5 hubs	BRP 810
8 on 7" Steel Floating Rotor Adaptor - Uses WIL 230-8454 Tee Nuts Only	WIL 300-8431
Tee Nuts (sold in package of 8 bolts and 8 nuts) Fits Wilwood Adaptor Only	WIL 230-8454
5 Bolt Steel Floating Rotor Mount (for BRP 9479 / 9483)	BRP 9480
5 Bolt - 3/8" aluminum rotor spacer	BRP 9481

CALIPER BRACKET SPACING GUIDE

Please Note: This table is just a guide. Some variations in calipers and rotors may cause misalignment, Always double check for proper caliper alignment.*

Rear Calipers- Large Bearing Rear End (4255 & 4257 Birdcages)

ROTOR WIDTH	ROTOR DIAMETER	ROTOR P/N	CALIPER	BRAKE BRACKET	QTY	ALSO REQUIRED		OPTIONAL CLAMP-ON
						P/N	DESCRIPTION	
.810" rotor	12.18"	BRP 71	2800 Series	BRP 2	2	BRP 726	1.00" spacers	BRP 45
.810" rotor	12.18"	BRP 71	Superlite/3000	BRP 2	2	BRP 693-3	.845" spacers	BRP 45
.375" rotor	12"	BRP 60D	2800 Series	BRP 17	---	---	---	BRP 46
.375" rotor	12"	BRP 60D	2000 Series	BRP 8-1	2	BRP 695	1.50" spacers	BRP 46
.810" rotor	11.75"	PFR 299.20.0045.0x	2800 Series	BRP 1-4	2	BRP 726	1.00" spacers	BRP 47
.810" rotor	11.75"	PFR 299.20.0045.0x	Superlite/3000	BRP 1-4	2	BRP 726	1.00" spacers	BRP 47

Rear Calipers- Quadlock Rear End (9032/9033, 9465/9466, 9310 Birdcages)

ROTOR WIDTH	ROTOR DIAMETER	ROTOR P/N	CALIPER	BRAKE BRACKET	10° BACK LR BRACKET	30° BACK LR BRACKET
.810" rotor	12.18"	WIL 160-5855 / 160-8135	2800 Series	BRP 9034BK	---	BRP 9630
.375" or .810" rotor	12"	BRP 9478 / 9479 / 67	2800 Series	BRP 9038BK	---	BRP 9631
.810" rotor	11.75"	PFR 299.20.0045.0x / WIL 160-1228x	2800 Series	BRP 9035BK	BRP 9676	BRP 9632
.375" rotor	10.87"	BRP 9482 / 9483	2800 Series	BRP 9389	---	---
.810"	11.75" - 12.18"	MANY OPTIONS	RADIAL MOUNT	BRP 9487	---	BRP 9633

Front Calipers- Ford Spindle (Small Bearing)

FRONT SPINDLE	ROTOR WIDTH	ROTOR DIAMETER	ROTOR P/N	HUB P/N	CALIPER	MOUNT LOCATION	BRAKE BRACKET	ROTOR ADAPTOR	ALSO REQUIRED
BRP 9200/9210	.375"	10.875"	BRP 65W/65D	BRP 4570/821	BRC 170-1526	Top Mount	BRP 18-2375	---	---
BRP 9200/9210	.375"	10.875"	BRP 65W/65D	BRP 4570/821	2000 Series	Top Mount	BRP 8-2250	---	---
BRP 9200/9210	.375"	10.875"	BRP 65W/65D	BRP 4570/821	BRC 170-1526	Front Mount	Left- BRP 26L	---	---
BRP 9200/9210	.375"	10.875"	BRP 65W/65D	BRP 4570/821	BRC 170-1526	Front Mount	Right- BRP 26R	---	---
BRP 9200/9210	.375"	10.875"	BRP 65W/65D	BRP 4570/821	2000 Series	Front Mount	Left- BRP 28L	---	---
BRP 9200/9210	.375"	10.875"	BRP 65W/65D	BRP 4570/821	2000 Series	Front Mount	Right- BRP 28R	---	---
BRP 9200/9210	.810"	12.18"	BRP 71	BRP 4570/821	2000 Series	Top Mount	BRP 8	BRP 813	2 X BRP 693-3
BRP 9200/9210	.810"	11.75"	PFR 299.20.0045.01	BRP 4570/821	2800 Series	Top Mount	BRP 9066	BRP 9067	---

Front Calipers- Large Bearing Spindle

FRONT SPINDLE	ROTOR WIDTH	ROTOR DIAMETER	ROTOR P/N	HUB P/N	CALIPER	MOUNT LOCATION	BRAKE BRACKET	ROTOR ADAPTOR	ALSO REQUIRED
BRP 4588/9215	3/8"	10.875"	BRP 65W	BRP 9382	BRC 170-1526	Top Mount	BRP 9390	---	---
BRP 4588/9215	3/8"	12"	BRP 67	BRP 9382	BRC 170-1526	Top Mount	BRP 9391	BRP 9384	---
BRP 4588/9215	3/8"	12"	BRP 67	*SEE BELOW	BRC 170-1526	Top Mount	BRP 19	---	---
BRP 4588/9215	3/8"	12"	BRP 67	*SEE BELOW	2000 Series	Top Mount	BRP 8-1187	---	---
BRP 4588/9215	3/8"	12"	BRP 67	*SEE BELOW	BRC 170-1526	Front Mount	BRP 27	---	---
BRP 4588/9215	.810"	12.18"	BRP 71	*SEE BELOW	2000 Series	Top Mount	BRP 8	---	2 X BRP 693
BRP 4588/9215	.810"	11.75"	PFR 299.20.0045.01	*SEE BELOW	2000 Series	Top Mount	BRP 9065	---	---

- Used primarily on Asphalt tracks and long tracks.

*Hub Part Numbers - BRP 6203 / BER CTD-NYM-H01 / WIN 3266F (SEE PAGE 60)

PRE BENT BRAKE LINES

BRC 190-0415 Components

- 1- BRC 190-0409: Left front hard line
- 1- BRC 190-0410: left rear to right rear hard line
- 1- BRC 190-0416: right front to shut off hard line
- 1- BRC 190-0417: right front hard line
- 1- BRP 402-1 : Shut Off

- 2 - BRP 403-15
- 4 - BRP 403-24
- 4 - BRP 780
- 1 - LEF 116-5035-10
- 4 - XRP 482203
- 2 - XRP 981603
- 2 - XRP 982303
- 2 - XRP 983403
- 1- XRP 983303

BRC 190-0426 Components

- 1- BRC 190-0409: Left front hard line
- 1- BRC 190-0411: left rear to right rear hard line
- 1- BRC 190-0418: right front to shut off hard line
- 1- BRC 190-0419: right front hard line
- 1- BRP 402-1 : Shut Off

- 2 - BRP 403-15
- 4 - BRP 403-24
- 4 - BRP 780
- 1 - LEF 116-5035-10
- 4 - XRP 482203
- 2 - XRP 981603
- 2 - XRP 982303
- 2 - XRP 983403
- 1- XRP 983303

BRC 190-0436 Components

- 1- BRC 190-0420: Left front hard line
- 1- BRC 190-0411: left rear to right rear hard line
- 1- BRC 190-0418: right front to shut off hard line
- 1- BRC 190-0421: right front hard line
- 1- BRP 402-1 : Shut Off

- 2 - BRP 403-15
- 4 - BRP 403-24
- 4 - BRP 780
- 1 - LEF 116-5035-10
- 4 - XRP 482203
- 2 - XRP 981603
- 2 - XRP 982303
- 2 - XRP 983403
- 1- XRP 983303

BRC 190-0427 Components

- 1- BRC 190-0409: Left front hard line
- 1- BRC 190-0411: left rear to right rear hard line
- 1- BRC 190-0422: right front to shut off hard line
- 1- BRC 190-0423: right front hard line

- 2 - BRP 403-15
- 4 - BRP 403-24
- 4 - BRP 780
- 1 - LEF 116-5035-10
- 4 - XRP 482203
- 2 - XRP 981603
- 2 - XRP 982303
- 2 - XRP 983403
- 1- XRP 983303

NOTE: Electric Brake Shut Off Sold Separately. See page 79.

BRC 190-0407 Components

- 1- BRC 190-0409: Left front hard line
- 1- BRC 190-0410: left rear to right rear hard line
- 1- BRC 190-0408: left front to right front hard line

- 2 - BRP 403-15
- 4 - BRP 403-24
- 4 - BRP 780
- 5 - LEF 116-5035-1
- 4 - XRP 482203
- 1 - XRP 981503
- 2 - XRP 982303
- 2 - XRP 983403

BRC 190-0425 Components

- 1- BRC 190-0409: Left front hard line
- 1- BRC 190-0411: left rear to right rear hard line
- 1- BRC 190-0408: left front to right front hard line

- 2 - BRP 403-15
- 4 - BRP 403-24
- 4 - BRP 780
- 5 - LEF 116-5035-1
- 4 - XRP 482203
- 1 - XRP 981503
- 2 - XRP 982303
- 2 - XRP 983403

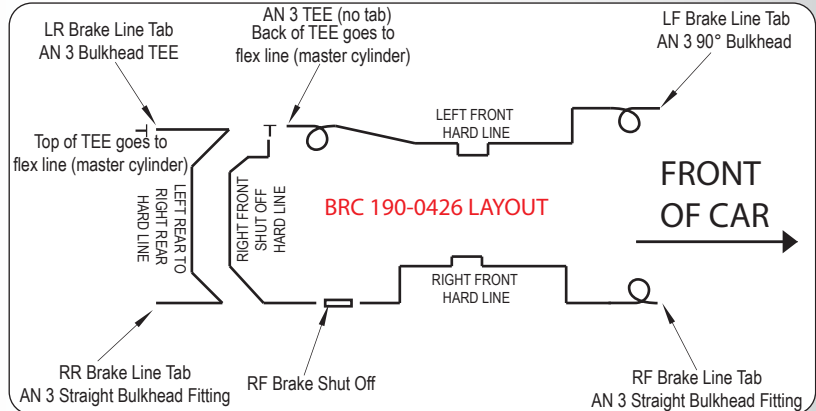
BRC 190-0435 Components

- 1- BRC 190-0420: Left front hard line
- 1- BRC 190-0411: left rear to right rear hard line
- 1- BRC 190-0408: left front to right front hard line

- 2 - BRP 403-15
- 4 - BRP 403-24
- 4 - BRP 780
- 5 - LEF 116-5035-1
- 4 - XRP 482203
- 1 - XRP 981503
- 2 - XRP 982303
- 2 - XRP 983403

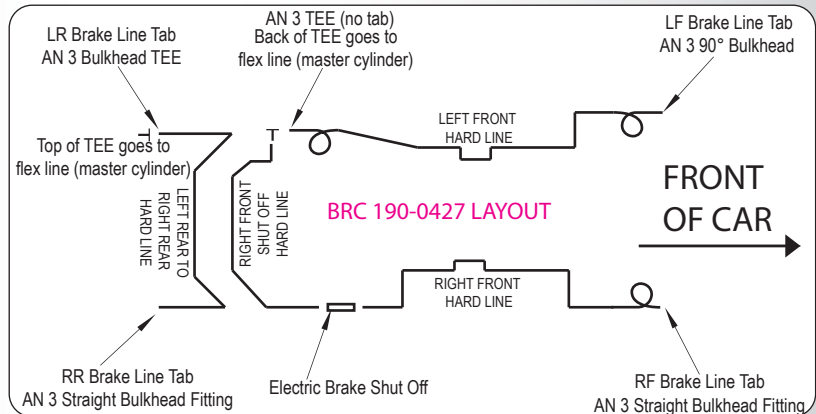
Complete Brake Line Kit WITH RF Shut Off

DESCRIPTION	P/N
Complete brake line kit with RF brake shut off valve	BRC 190-0415
Complete brake line kit with RF brake shut off valve - 3" driver back	BRC 190-0426
Complete brake line kit with RF brake shut off valve - 2" engine back	BRC 190-0436



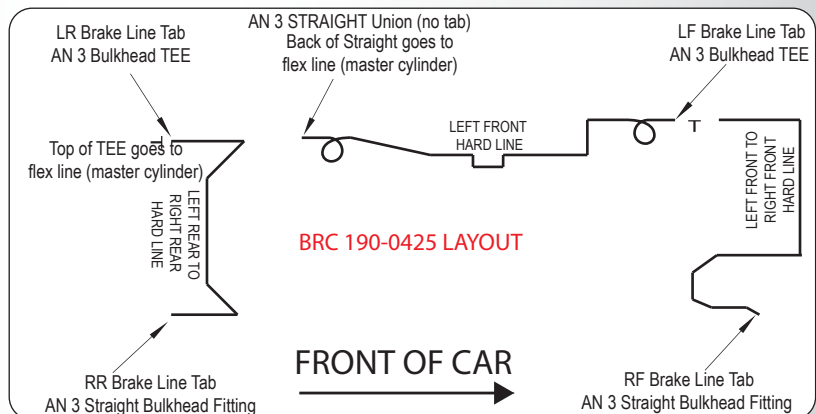
Complete Brake Line Kit - Electric Shut Off

DESCRIPTION	P/N
Complete brake line kit (electric shut off) - 3" driver back	BRC 190-0427




Complete Brake Line Kit - No Shut Off

DESCRIPTION	P/N
Complete brake line kit (no shut off)	BRC 190-0407
Complete brake line kit (no shut off) - 3" driver back	BRC 190-0425
Complete brake line kit (no shut off) - 2" engine back	BRC 190-0435



** extra shipping charges will apply**

BRAKE LINES



DESCRIPTION	P/N
Bulk 25 foot roll of 3/16" steel brake line	BRP 401
DIY Brake Line Kit for Sportsman/Modified chassis - cut and bend yourself! (can be shipped inexpensively as it comes with 1 roll of brake line)	BRP 407
24" Long Heavy Duty Black Coated Flex Lines - AN 3 Straight Both Ends	BRP 403-24HD
28" Long Heavy Duty Black Coated Flex Lines - AN 3 Straight Both Ends	BRP 403-28HD

SEE PAGE 77 FOR PRE-BENT BRAKE LINE KITS

LENGTH	AN3			AN4				
	STRAIGHT BOTH ENDS	BLACK COATED STRAIGHT BOTH ENDS	STRAIGHT / 90° 1 END	BLACK COATED STRAIGHT / 90° 1 END	STRAIGHT BOTH ENDS	BLACK COATED STRAIGHT BOTH ENDS	STRAIGHT / 90° 1 END	BLACK COATED STRAIGHT / 90° 1 END
6"						ALL 48349		
9"						ALL 48350		
12"		ALL 48361		ALL 48415		ALL 48351		ALL 48400
15"	BRP 403-15	ALL 48362		ALL 48416	BRP 404-15	ALL 48352		ALL 48401
18"	BRP 403-18	ALL 48363	BRP 405-18	ALL 48439	BRP 404-18	ALL 48353	BRP 406-18	ALL 48402
20"	BRP 403-20				BRP 404-20			
21"		ALL 48364		ALL 48418		ALL 48354		ALL 48403
24"	BRP 403-24	ALL 48365	BRP 405-24	ALL 48434	BRP 404-24	ALL 48355	BRP 406-24	ALL 48404
28"	BRP 403-28							
30"		ALL 48366				ALL48356		ALL48405
32"					BRP 404-32			
36"	BRP 403-36	ALL 48368			BRP 404-36	ALL 48358		
48"	BRP 403-48				BRP 404-48	ALL 48359		
60"		ALL 48370						
108"	BRP 403-108							

BRAKE HOSE AND FITTINGS



DESCRIPTION	P/N	DESCRIPTION	P/N
AN3 Straight Steel PTFE Brake Hose End	XRP 600003	AN3 PTFE 45° Bent Tube Hose End	XRP 604503
AN4 Straight Steel PTFE Brake Hose End	XRP 600004	AN4 PTFE 45° Bent Tube Hose End	XRP 604504
AN6 Straight Steel PTFE Brake Hose End	XRP 600006	AN6 PTFE 45° Bent Tube Hose End	XRP 604506
		AN3 PTFE 90° Bent Tube Hose End	XRP 609003
AN3 Brass Furrel (package of 5)	XRP 600503	AN4 PTFE 90° Bent Tube Hose End	XRP 609004
5/16 Tubing Adapter Sleeve (package of 5)	XRP 600605	AN6 PTFE 90° Bent Tube Hose End	XRP 609006

See Pages 122 and 123 for More Brake Fittings

DESCRIPTION	P/N
AN 3 PTFE Steel Brake Hose - Sold By The Foot	XRP 610003
AN 4 PTFE Steel Brake Hose - Sold By The Foot	XRP 610004
AN 6 PTFE Steel Brake Hose - Sold By The Foot	XRP 610006

BRAKE LINE CLAMPS



DESCRIPTION	P/N
Clamp For 2 1/8" Tube - Used to Clamp Brake Line To Front Axle	BRP 9363
Clamp For 3" - Used to Clamp Brake Line To Rear End Tube	BRP 9377
Clamp For 1 1/4" Tube	BRP 9365
Clamp For 1 1/2" Tube	BRP 9366
Clamp For 1 5/8" Tube	BRP 9367
Clamp For 1 3/4" Tube	BRP 9368

NOTE: These clamps have a hole in them- you can tie wrap anything to them to tidy up your race car.

DIRT MODIFIED BRAKE PEDALS



DESCRIPTION	P/N
Steel brake pedal for standard cage cars	BRP 411
Steel brake pedal for 3" driver back cars	BRP 411-3
Standard brake mount saddle only	BRP 411E
3" driver back brake mount saddle only	BRP 411E-3
Aluminum brake rod for standard cars with Wilwood / BRP balance bar	BRP 4340-12
Aluminum brake rod for standard car with BRP new style balance bar	BRP 4340-13
Aluminum brake rod for 3" driver back car with Wilwood / BRP balance bar	BRP 4340-9
Aluminum brake rod for 3" driver back car with BRP new style balance bar	BRP 4340-10

Did You Know...

A standard brake pedal will fit in a driver back car- if more leg room is required! Just use a 12" rod for Wilwood and BRP balance bars, and a 13" rod for new style BRP balance bars!

BRAKE FLUID



WIL 290-6209 WIL 290-0632 APB 600 MAX 80-87916S

Brake Fluid - Bottles

DESCRIPTION	P/N
AP 600° super brake fluid - 16.9 oz bottle (399° wet boiling point)	APB 600
Wilwood 570° brake fluid - 12 oz bottle (284° wet boiling point)	WIL 290-0632
Wilwood EXP 600° brake fluid - 16.9 oz bottle (399° wet boiling point)	WIL 290-6209
Castrol SRF Brake Fluid - 1 liter (518° wet boiling point)	ALL 78115
Champion 12 oz. 600° DOT4 Brake Fluid	CHO 4059K
Maxima 16 oz. DOT 4 Synthetic Racing Brake Fluid	MAX80-87916S

Brake Fluid - Cases

DESCRIPTION	P/N
Wilwood 570° brake fluid- case of 24 bottles	WIL 290-0633
Wilwood EXP 600° brake fluid - case of 20 bottles	WIL 290-6210

PROP / RESIDUAL / SHUT OFF VALVES



TIL 90-1000 WIL 260-8419 WIL 260-9921
WIL 260-13706 BRP 402-1 BRP 402 WIL 260-11179

DESCRIPTION	P/N
Tilton lever style proportioning valve	TIL 90-1000
Wilwood screw type proportioning valve	WIL 260-8419
Brake shut off valve	ALL 48010
Brake line flow control valve (used in place of shut off valve)	BRP 402-1
2 # residual pressure valve (disc brakes) BLUE	WIL 260-13706
10 # residual pressure valve (drum brakes) RED	WIL 260-13707
100-1000 PSI proportioning valve assembly	WIL 260-11179
Lever Type Proportioning Valve - 10mm x 1.0 female Inlet and Outlet	TIL 90-1003
Electric brake shut off	WIL 260-9921

BALANCE BARS



BRC 310-9085

BRP Constant Bias Balance Bar

DESCRIPTION	P/N
BRP balance bar assembly complete with Wilwood compact master cylinders (1" top front & 7/8" bottom rear master) - comes with fill lines and reservoirs	BRC 310-9085
BRP balance bar assembly complete (7/8" front & rear)	BRC 310-9085-7/8
BRP balance bar assembly only	BRC 310-9070

Replacement Parts

DESCRIPTION	P/N
Balance Bar Main Body - No Bushings	BRC 310-9071
Push Clevis	BRC 310-9072
Pivot Block With Slotted End	BRC 310-9073
Threaded Adjuster Pin - Detent Not Included	BRC 310-9074
Short Clevis Pin	BRC 310-9075
E-Clips for End of 9075, 9074, 9079	BRC 310-9076
Roller Bearing for Inside Of Pivot Block	BRC 310-9077
Adjuster Knob	BRC 310-9078BK
Threaded Main Adjuster Shaft	BRC 310-9079
Threaded Bushing / Jam Nut for Master Cylinder Push Rods	BRC 310-9080
Brass Bushing (NOTE- must be replaced at factory)	BRC 310-9081
Detent Plunger	BRC 310-9082

SEE PAGE 80 FOR REPLACEMENT MASTER CYLINDER PARTS



Weld On Balance Bar

DESCRIPTION	P/N
Weld on balance bar tube assembly	WIL 340-1757

Wilwood Single Pedal Balance Bar

DESCRIPTION	P/N
Wilwood single pedal balance bar assembly (master cylinders sold separately)	WIL 340-4630
60 Degree Master Cylinder Mount & Trubar Assembly	WIL 340-14380

MASTER CYLINDERS

Assemblies come with 1 reservoir
- designed for Dirt modifieds

Wilwood Compact Master Cylinders



WIL 260-10374B

DESCRIPTION	P/N	REBUILD KIT P/N
5/8" compact master cylinder assembly	WIL 260-10371	WIL 260-10513
3/4" compact master cylinder assembly	WIL 260-10372	WIL 260-10514
7/8" compact master cylinder assembly	WIL 260-10374	WIL 260-10516
7/8" compact master cylinder assembly (only 1 reservoir)	WIL 260-10374B	WIL 260-10516
1" compact master cylinder assembly	WIL 260-10375	WIL 260-10517
1" compact master cylinder assembly (only 1 reservoir)	WIL 260-10375B	WIL 260-10517

1/8" NPT Outlet

Wilwood Compact Master Cylinder Replacement Parts

DESCRIPTION	P/N
Small Reservoir (7 oz.)	WIL 260-10204
Large Reservoir (10 oz.)	WIL 260-10205
Reservoir Cap with rubber Diaphragm	WIL 330-15080
Reservoir Cap no Diaphragm	WIL 330-15081
Remote Reservoir Mounting Bracket	WIL 250-10263
Reservoir Clamp	WIL 260-10342
Reservoir Hose (30" Long)	WIL 220-10444
Inline Adaptor	WIL 260-10264



WIL 260-10204 WIL 330-15081 WIL 220-10444 WIL 260-10264



WIL 260-3378

Wilwood Master Cylinders

DESCRIPTION	P/N	REBUILD KIT P/N
5/8" remote master cylinder assembly	WIL 260-3372	WIL 260-3880
3/4" remote master cylinder assembly	WIL 260-3374	WIL 260-3881
7/8" remote master cylinder assembly	WIL 260-3376	WIL 260-3882
1" remote master cylinder assembly	WIL 260-3378	WIL 260-3883
1 1/8" remote master cylinder assembly	WIL 260-3380	WIL 260-3884

3/8" X 24 Outlet

DESCRIPTION	P/N
Replacement Reservoir Cap	WIL 330-15081

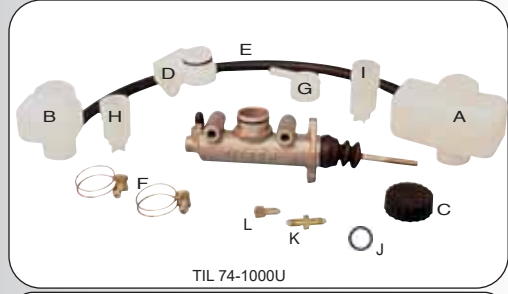
Tilton Master Cylinders

DESCRIPTION	P/N	REBUILD KIT P/N
5/8" remote master cylinder assembly	TIL 74-625U	TIL 74-625RK
3/4" remote master cylinder assembly	TIL 74-750U	TIL 74-750RK
7/8" remote master cylinder assembly	TIL 74-875U	TIL 74-875RK
1" remote master cylinder assembly	TIL 74-1000U	TIL 74-1000RK
1 1/8" remote master cylinder assembly	TIL 74-1125U	TIL 74-1125RK

3/8" X 24 Outlet

Replacement Parts

DESCRIPTION	P/N
A- Large reservoir	TIL 74-204
B- Small reservoir	TIL 74-202
C- Replacement reservoir cap	TIL 74-207
D- Remote bracket mount	TIL 74-212
E- Replacement 24" Hose	TIL 74-214
F- Reservoir clamp (sold each)	TIL 74-208
G- Remote master cylinder top	TIL 74-200
H- Small reservoir filter	TIL 74-210
I- Large reservoir filter	TIL 74-211
J - O-ring	NIA 216
K -Fitting, AN3 Male to 3/8"-24 Straight Male	TIL TE-2089-189
L- Fitting, AN3 Male to 3/8"-24 Inverted Flare Female	TIL TE-2089-188L



TIL 74-1000U



TIL 72-577

DESCRIPTION	P/N
3 In 1 Brake Master Reservoir	TIL 72-577
Fitting, AN3 - AN3 Steel Male Union	TIL 73-820
Fitting, AN4 to 3/8" Inverted Flare Male	TIL 73-2089-251

CONVENTIONAL MASTER CYLINDERS

Wilwood Conventional Master Cylinders



WIL 260-6765

DESCRIPTION	P/N	REBUILD KIT P/N
3/4" conventional master cylinder assembly	WIL 260-6764	WIL 260-6898
7/8" conventional master cylinder assembly	WIL 260-6765	WIL 260-6899
1" conventional master cylinder assembly	WIL 260-6766	WIL 260-6900

1/8" NPT Outlet




WIL 260-2636

Wilwood Girling Master Cylinders

DESCRIPTION	SILVER P/N	BLACK P/N
5/8" girling master cylinder assembly	WIL 260-2636	WIL 260-15096
3/4" girling master cylinder assembly	WIL 260-1304	WIL 260-15098

SLAVE CYLINDERS



DESCRIPTION	P/N
Pull slave cylinder	BRP 400
Replacement Small O-Ring	NIA 110
Replacement Large O-Ring	NIA 208

BRAKE / CLUTCH PEDALS



Wilwood Dual Pedal- Triple Master Cylinder

DESCRIPTION	P/N
Dual pedal- triple master cylinder hanging reverse mounted pedal	WIL 340-11299
Dual pedal- triple master cylinder hanging forward mounted pedal	WIL 340-11295

Master Cylinders Not Included - See page 80



Wilwood Single Pedal- Dual Conventional Master

DESCRIPTION	P/N
Single pedal- dual master floor mount brake pedal	WIL 340-13831
Single pedal- dual master cylinder hanging mount brake pedal	WIL 340-13832

Master Cylinders Not Included - See page 80



Wilwood Single Pedal- Dual Master Cylinder

DESCRIPTION	P/N
Single pedal- dual master cylinder long aluminum pedal	WIL 340-12509
Single pedal- dual master cylinder short aluminum pedal	WIL 340-13837

Master Cylinders Not Included - See page 80



Wilwood Single Pedal- Single Master Cylinder

DESCRIPTION	P/N
Single pedal- single master cylinder floor mount clutch pedal	WIL 340-13833
Single pedal- single master cylinder hanging mount clutch pedal	WIL 340-13834

Master Cylinders Not Included - See page 80



Wilwood Reverse Swing Mount Tru-Bar Pedals

DESCRIPTION	P/N
Brake pedal assembly - Tru-Bar reverse swing mount adjustable - 5.1:1	WIL 340-15073
Brake and clutch pedal assembly - Tru-Bar reverse swing mount - 6.25:1	WIL 340-15074
Brake and clutch pedal assembly - Tru-Bar reverse swing mount Pedal 1: 6.25:1 and Pedal 2: 5.1:1	WIL 340-15075

Master Cylinders Not Included - See page 80

Tru-Bar pedals utilize a fixed trunion bearing in the pedal arm, with spherical rod-end bearing pushrod attachments. They provide ultimate precision, control, and adjustment of the brake bias on race prepped vehicles. The new Tru-Bar pedals utilize the same chassis and master cylinder mounting as all Wilwood balance bar style pedals.

Remote Balance Bar Adjuster



DESCRIPTION	P/N
Wilwood balance bar adjuster (complete as shown)	WIL 340-4990
Brake bias adjuster with knob	ALL 42074
Wilwood brake balance bar assembly	WIL 340-1757
Tilton Brake Adjuster Assembly	TIL 72-408
Tilton Remote Bias Cable Adjuster, 3/8" & 7/16", Yellow	TIL 72-508
Brake Adjuster	TIL 72-509

BRAKE GAUGES AND PANELS



DESCRIPTION	P/N
Brake Bias Gauge	ALL 80170
Quick check brake pressure gauge (screws into bleed screw)	WIL 260-0966

CLAMP ON STEEL BRACKETS



DESCRIPTION	P/N
Steel Clamp On Bracket for GM Caliper	ALL 42101
Steel Clamp On Bracket for Small GM Caliper	ALL 42103

Did You Know...
Stop Bolts Included on all clamp-on brackets!
These clamp on brackets are made for 3" Tubes.

WELD ON CALIPER BRACKETS



DESCRIPTION	P/N
Weld On Steel Small GM Rear Caliper Mount (3" Tube)	ALL 42102
Weld On Steel GM Rear Caliper Mount (3" Tube)	PCR 100-411
Weld On Steel Big GM Caliper Mount	ALL 42100

NACA DUCTS & HOSE



Did You Know...
The term "NACA" stands for National Advisory Committee of Aeronautics, which was the precursor to NASA. The NACA duct was originally designed in 1945 for use in military aircrafts

Single NACA Duct

DESCRIPTION	P/N
Clear single NACA duct (4 1/4"H X 6"D X 10 3/4"W)	BRP 4215
Black single NACA duct (4 1/4"H X 6 1/4"D X 10"W)	BRP 4214
Carbon Fiber Single NACA duct (4 1/4"H X 6"D X 10 3/4"W)	BRP 4200

Double NACA Duct

DESCRIPTION	P/N
Black double NACA duct (4 1/4"H X 9"D X 10 1/2"W)	BRP 4216

Bumper Mount Air Ducts

DESCRIPTION	P/N
Headlight mount black duct (3 1/4"H X 6 1/4"D X 8 1/2"W)	BRP 4218
Single hose bumper mount duct (5 3/4"H X 5"D X 9 1/2"W)	BRP 4219
Dual hose angled outlet bumper mount duct (4 1/2"H X 5"D X 11"W)	BRP 4221

Triple NACA Nose Duct

DESCRIPTION	P/N
Triple carbon fiber nose duct (4.25"H X 13"D X 11"W)	BRP 4207

3" Duct Hose

DESCRIPTION	P/N
3" diameter duct hose (sold in 10 foot lengths)	ALL 42151
Replacement aluminum support ring	BRP 4206



INTEGRA RACING SHOCKS

Steel "45" Avenger Series Shocks 7" STEEL SHOCK

- 7.0" Travel - 20.38" extended length - 13.38" collapsed length -

DESCRIPTION	REC. GAS #	COMPRESSION	REBOUND	PISTON	P/N
7" LF STD	100psi	2C	4R	LINEAR	45170-LF-STD
7" RF STD	100psi	2C	4R	LINEAR	45170-RF-STD
7" LF or RF STD +1C	100psi	3C	4R	LINEAR	45170-RF+1C
7" LF or RF STD +1R	100psi	2C	5R	LINEAR	45170-LF+1REB
7" LF or RF STD +2R	100psi	2C	6R	LINEAR	45170-LF+2REB
7" LF or RF STD +3R	100psi	2C	7R	LINEAR	45170-LF+3REB
7" LF or RF MEDIUM	150psi	4C	5.5R	LINEAR	45170-RF-MED
7" LF BD1	100psi	2C	4R	DIGRESSIVE	45170-LF-BD1
7" RF BD1	100psi	2C	4R	DIGRESSIVE	45170-RF-BD1
7" LF or RF BD1 +1C	100psi	3C	4R	DIGRESSIVE	45170-RF-BD1+1C
7" LF or RF BD1 +1R	100psi	2C	5R	DIGRESSIVE	45170-LF-BD1+REB
7" LF or RF BD1 +2R	100psi	2C	6R	DIGRESSIVE	45170-LF-BD1+2R
7" LF or RF BD1 +4R	100psi	2C	8R	DIGRESSIVE	45170-LF-BD1+4R

9" STEEL SHOCK

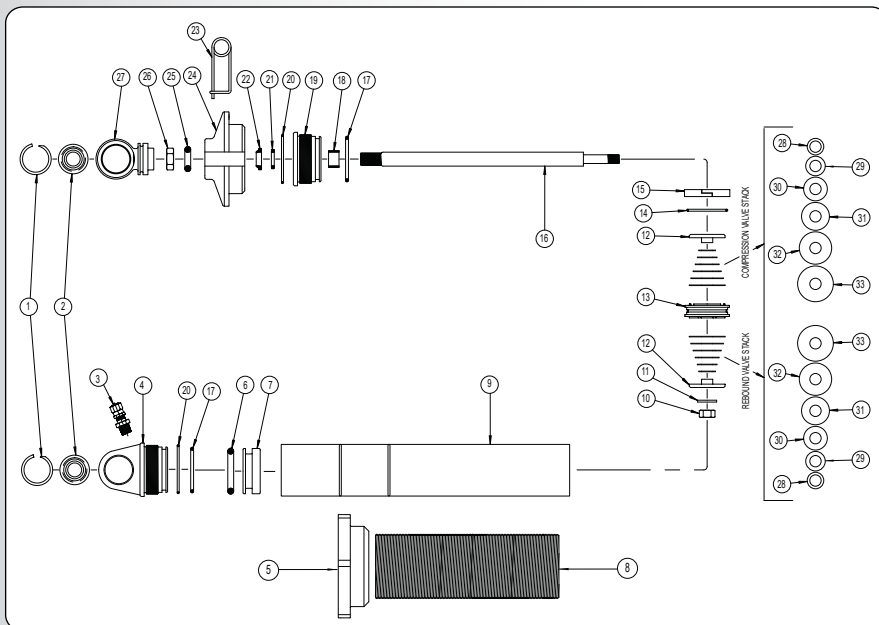
- 9.0" Travel - 24.5" extended length - 15.5" collapsed length -

DESCRIPTION	REC. GAS #	COMPRESSION	REBOUND	PISTON	P/N
9" LR STD	150psi	5.5C	3.5R	LINEAR	45190-LR-STD
9" LR MEDIUM	150psi	5C	4R	LINEAR	45190-LR-MED
9" LR TRACTION	150psi	5C	3R	DIGRESSIVE	45190-LR-TRAC
9" BD1 LR	125psi	4.5C	4.5R	DIGRESSIVE	45190-LR-BD1
9" LR MED DIG	150psi	5C	4R	DIGRESSIVE	45190-LR-MDG
9" LR RACHEL	150psi	5.5C	3R	DIGRESSIVE	45190-L-RACHEL
9" RR STD	125psi	4C	5R	LINEAR	45190-RR-STD
9" RR STD 3 PORT	125psi	4C	5R	3 PORT	45190-RR-STD-3PORT
9" RR MEDIUM	150psi	5.5C	5R	LINEAR	45190-RR-MED
9" BD1 RR	125psi	4C	4.5R	DIGRESSIVE	45190-RR-BD1
9" RR MED DIG	150psi	5.5C	5R	DIGRESSIVE	45190-RR-MED-DIG

REAR SHORT LINK STEEL SHOCKS

DESCRIPTION	REC. GAS #	COMPRESSION	REBOUND	PISTON	P/N
7" LF FOR SHORT LINK	100psi	2C	5R	LINEAR	45170-LF-FSR
7" RF FOR SHORT LINK	100psi	2C	6R	LINEAR	45170-RF-FSR
9" LR FOR SHORT LINK	125psi	4.5C	4R	LINEAR	45190-LR-RSR
9" RR FOR SHORT LINK	125psi	4.5C	4.5R	LINEAR	45190-RR-RSR

Steel Shock Replacement Parts



See Page 98-102 For Coil Over Kits

Steel "45" Avenger Series
Coil Kit Part # BRP 9422

Did You Know...

We recommend running all 4 short link shocks when running the short link setup with the left side panhard bar. If you already have shocks, we can also revalve yours! Just ask your salesperson!

1	Retaining Ring - Spherical Bearing	PCR 310-30328
2	Spherical Bearing	PCR 310-30327
3	Fill Valve (O ring style)	PCR 310-30245A
3	Fill Valve (Pipe Thread)	BRT TV
4	End Cap	PCR 310-45001
5	Coil Over Nut	BRP 602BK
6	Floating Piston O-Ring	PCR 310-30213
7	Floating Piston	PCR 310-30334
8	Coil Over Sleeve	BRP 9042
8	Replacement Snap Ring for Coil Over	BRP 9049
9	7" Steel Body	PCR 310-45017
9	9" Steel Body	PCR 310-45019
10	Piston Nut	PCR 310-30216
11	Piston Washer	PCR 310-30217
12	Travel Limiter	PCR 310-30335
13	LINEAR Piston	PCR 310-30323
13	DIGRESSIVE Piston	PCR 310-30322
14	Piston Band O-Ring	PCR 310-30215
14	Piston Band	PCR 310-30214
16	7" Piston Rod	PCR 310-30317
16	9" Piston Rod	PCR 310-30319
17	Rod Guide Primary O-Ring	PCR 310-30211
18	Rod Guide DU Bearing	PCR 310-30300-1
19	Rod Guide	PCR 310-30226
20	Rod Guide Secondary O-Ring	PCR 310-30210
21	Rod Guide Main Seal (GEN 1)	PCR 310-30209
21	Rod Guide Main Seal (GEN 2)	PCR 310-30281
22	Rod Wiper Seal (GEN 1)	PCR 310-30208
22	Rod Wiper Seal (GEN 2)	PCR 310-30280
23	Coil Over Top Diaper Pin	BRP 631
24	Coil Over Top	BRP 9051
25	Travel Indicator O-Ring	PCR 310-30218
26	Piston Rod Jam Nut	BRP 782A
27	Rod End Housing	PCR 310-30224
28	Constant Shim	PCR 310-MVD594020
29	Valve Disc - .700" O.D. X .010" Shim	PCR 310-MVD7010
30	Valve Disc - .850" O.D. X .010" Shim	PCR 310-MVD85010
31	Valve Disc - 1.00" O.D. X .010" Shim	PCR 310-MVD1010
32	Valve Disc - 1.16" O.D. X .010" Shim	PCR 310-MVD11610
33	Valve Disc - 1.28" O.D. X .010" Shim	PCR 310-MVD128010

INTEGRA RACING SHOCKS



Aluminum "401" Stealth Series Shocks 7" ALUMINUM SHOCK

- 7.0" Travel - 19.75" extended length - 13.25" collapsed length -

DESCRIPTION	REC. GAS #	COMPRESSION	REBOUND	PISTON	P/N
7" LF or RF STD	100psi	2C	4R	LINEAR	PCR 310-40170
7" LF or RF STD +1C	100psi	3C	4R	LINEAR	PCR 310-40170+1C
7" LF or RF STD +1R	100psi	2C	5R	LINEAR	PCR 310-40170+1R
7" LF or RF STD +2R	100psi	2C	6R	LINEAR	PCR 310-40170+2R
7" LF or RF +1C / +1R	100psi	2C	5R	LINEAR	PCR 310-40170+1C+1R
7" LF or RF MEDIUM	150psi	4C	5.5R	LINEAR	PCR 310-40170-MED
7" RF SLICK	15psi	2C	4R	LINEAR	PCR 310-40270RF-SLICK
7" BD1 LF	100psi	2C	4R	DIGRESSIVE	PCR 310-40170-LF-BD1
7" BD1 RF	100psi	2C	4R	DIGRESSIVE	PCR 310-40170-RF-BD1
7" BD1 RF +1R	100psi	2C	5R	DIGRESSIVE	PCR 310-4010-RF-BD1+1R
7" BD1 RF +2R	100psi	2C	6R	DIGRESSIVE	PCR 310-40170-RF-BD1+2R

9" ALUMINUM SHOCK

- 9.0" Travel - 23.75" extended length - 15.25" collapsed length -

DESCRIPTION	REC. GAS #	COMPRESSION	REBOUND	PISTON	P/N
9" LR NEW EGYPT	150psi	5.5C	6.5R	LINEAR	40190L-NE
9" LR STD	150psi	5.5C	3.5R	LINEAR	40190L
9" LR MEDIUM	150psi	5C	4R	LINEAR	40190L-MED
9" LR TRACTION	150psi	5C	3R	DIGRESSIVE	40190L-TRACTION
9" BD1 LR	125psi	4.5C	4.5R	DIGRESSIVE	40190LRBD1
9" LR MED DIG	150psi	5C	4R	DIGRESSIVE	40190L-MED-DIG
9" LR RACHEL	150psi	5.5C	3R	DIGRESSIVE	40190L-RACHEL
9" RR NEW EGYPT	150psi	6.5C	5.5R	LINEAR	40190R-NE
9" RR HEAVY	200psi	5.5C	7R	LINEAR	40190R-HEAVY
9" RR 55	150psi	5C	5R	LINEAR	40190R-55
9" RR STD	125psi	4C	5R	LINEAR	40190R
9" RR STD 3 PORT	125psi	4C	5R	3 PORT	40190R-STD-3PORT
9" RR MEDIUM	150psi	5.5C	5R	LINEAR	40190R-MED
9" BD1 RR	125psi	4C	4.5R	DIGRESSIVE	40190-RR-BD1
9" RR MED DIG	150psi	5.5C	5R	DIGRESSIVE	40190R-MED-DIG

REAR SHORT LINK ALUMINUM SHOCKS - REGULAR TRACK

DESCRIPTION	REC. GAS #	COMPRESSION	REBOUND	PISTON	P/N
7" LF FOR SHORT LINK	100psi	2C	5R	LINEAR	40170-LF-FSR
7" RF FOR SHORT LINK	100psi	2C	6R	LINEAR	40170-RF-FSR
9" LR FOR SHORT LINK	125psi	4.5C	4R	LINEAR	40190-LR-RSR
9" RR FOR SHORT LINK	125psi	4.5C	4.5R	LINEAR	40190-RR-RSR

LEFT REAR SHORT LINK ALUMINUM SHOCKS - REGULAR TRACK

- 9.0" Travel - 24.78" extended length - 16.25" collapsed length -

DESCRIPTION	REC. GAS #	COMPRESSION	REBOUND	PISTON	P/N
OPTIONAL LR LONG SHOCK FOR SHORT LINK	125psi	4.5C	4R	LINEAR	PCR 310-51190

REAR SHORT LINK ALUMINUM SHOCKS - HEAVY TRACK

DESCRIPTION	REC. GAS #	COMPRESSION	REBOUND	PISTON	P/N
7" LF FOR SHORT LINK	100psi	2C	5R	LINEAR	40170-LF-FSR-40
7" RF FOR SHORT LINK	100psi	2C	6R	LINEAR	40170-RF-FSR-40
9" LR FOR SHORT LINK	125psi	4.5C	4R	LINEAR	40190-LR-RSR-40
9" RR FOR SHORT LINK	125psi	4.5C	4.5R	LINEAR	40190-RR-RSR-40



Aluminum "401" Stealth Series
Coil Kit Part # BRP 9052

Did You Know...

We recommend running all 4 short link shocks when running the short link setup with the left side panhard bar. If you already have shocks, we can also revalve yours! Just ask your salesperson!



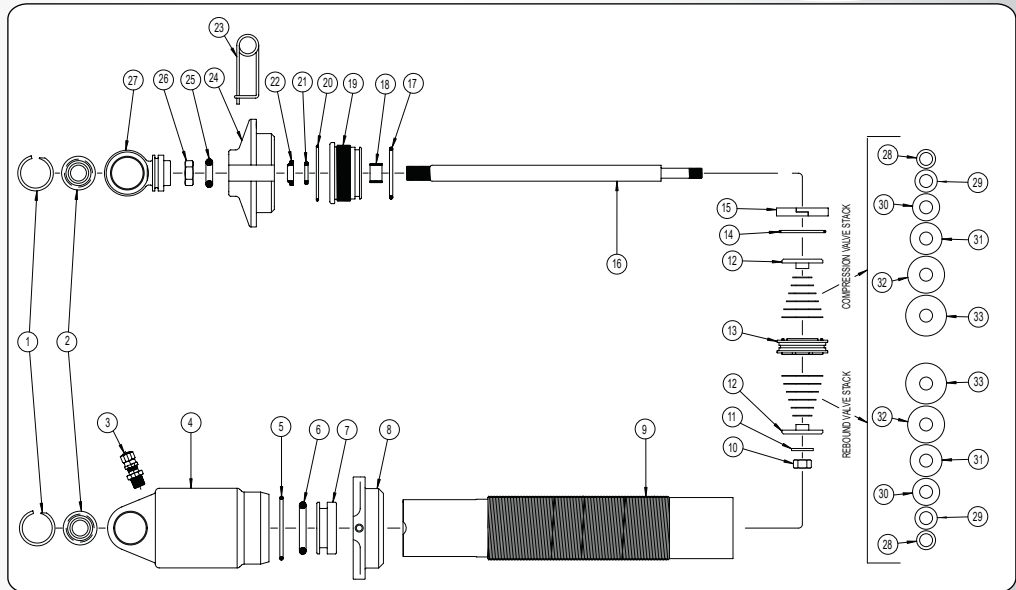
DESCRIPTION	P/N
Aluminum Shock Thread Chaser	PCR 310-30197
Travel Indicator	PCR 310-30170

INTEGRA RACING SHOCKS

Aluminum Shock Replacement Parts



1	Retaining Ring - Spherical Bearing	PCR 310-30328
2	Spherical Bearing	PCR 310-30327
3	Fill Valve (O ring style)	PCR 310-30245A
3	Fill Valve (Pipe Thread)	BRT TV
4	End Cap	PCR 310-30301
5	End Cap O-Ring	PCR 310-30212
6	Floating Piston O-Ring	PCR 310-30213
7	Floating Piston	PCR 310-30334
8	Coil Over Adjuster Nut	BRP 9050
9	7" Aluminum Body	PCR 310-30307
9	9" Aluminum Body	PCR 310-30309
10	Piston Nut	PCR 310-30216
11	Piston Washer	PCR 310-30217
12	Travel Limiter	PCR 310-30335
13	3 Port Linear Piston	PCR 310-30321
13	Digressive Piston	PCR 310-30322
13	Linear Piston	PCR 310-30323
13	Linear / Digressive Piston	PCR 310-30325
14	Piston Band O-Ring	PCR 310-30215
15	Piston Band	PCR 310-30214
16	7" Piston Rod	PCR 310-30317
16	9" Piston Rod	PCR 310-30319
17	Rod Guide Primary O-Ring	PCR 310-30211
18	Rod Guide DU Bearing	PCR 310-30300-1
19	Rod Guide	PCR 310-30300
20	Rod Guide Secondary O-Ring	PCR 310-30210
21	Rod Guide Main Seal (GEN 1)	PCR 310-30209
21	Rod Guide Main Seal (GEN 2)	PCR 310-30281
22	Rod Wiper Seal (GEN 1)	PCR 310-30208
22	Rod Wiper Seal (GEN 2)	PCR 310-30280
23	Coil Over Top Diaper Pin	BRP 631
24	Coil Over Top	BRP 9051
25	Travel Indicator O-Ring	PCR 310-30218
26	Piston Rod Jam Nut	BRP 782A
27	Rod End Housing	PCR 310-30402
28	Constant Shim	PCR 310-MVD594020
29	Valve Disc - .700" O.D. X .010" Shim	PCR 310-MVD7010
30	Valve Disc - .850" O.D. X .010" Shim	PCR 310-MVD85010
31	Valve Disc - 1.00" O.D. X .010" Shim	PCR 310-MVD1010
32	Valve Disc - 1.16" O.D. X .010" Shim	PCR 310-MVD116010
33	Valve Disc - 1.28" O.D. X .010" Shim	PCR 310-MVD128010



SEE PAGE 105 FOR LOCK OUT NUTS

INTEGRA RACING SHOCK PARTS

Replacement Shock Shafts

DESCRIPTION	P/N
Replacement 7" Shaft for Steel and Aluminum Shocks	PCR 310-30317
Replacement 9" Shaft for Steel and Aluminum Shocks	PCR 310-30319
Replacement 10" Shaft for Steel and Aluminum Shocks	PCR 310-303110

Replacement Shock Bodies

DESCRIPTION	P/N
Replacement 7" Body for Aluminum Shocks	PCR 310-30307
Replacement 9" Body for Aluminum Shocks	PCR 310-30309
Replacement 11" Body for PCR 310-51190 Shocks	PCR 310-32001PRO
Replacement 7" Body for Steel Shocks	PCR 310-45017
Replacement 9" Body for Steel Shocks	PCR 310-45019

Replacement Shock End Caps

DESCRIPTION	P/N
Replacement End Cap - Aluminum Shocks	PCR 310-30301-50
Replacement End Cap - Steel Shocks	PCR 310-45001-50
Replacement End Cap - Aluminum PCR 310-51190 Shocks	PCR 310-30408-1-50

Replacement Shock Pistons

DESCRIPTION	P/N
Linear High Flow - Aluminum and Steel Shocks	PCR 310-30323
Digressive - Aluminum and Steel Shocks	PCR 310-30322
Linear / Digressive - Aluminum and Steel Shocks	PCR 310-30325
3 Port Linear - Aluminum and Steel Shocks	PCR 310-30321

Replacement Rod Ends

DESCRIPTION	P/N
Replacement Rod End With Spherical Bearing - Aluminum Shocks	PCR 310-30402
1" Extended Replacement Rod End With Spherical Bearing	PCR 310-30403
2" Extended Replacement Rod End With Spherical Bearing	PCR 310-30404
Replacement Rod End With Spherical Bearing - Steel Shocks	PCR 310-30224



FOX RACING SHOCKS



Aluminum Track 2.0 Bulb Shocks

7" ALUMINUM SHOCK WITH BASE VALVE

- 7.3" Travel - 21.9" extended length - 14.6" collapsed length -

DESCRIPTION	COMPRESSION	REBOUND	PISTON	P/N
7" Aluminum shock with base valve	CUSTOM	CUSTOM	LINEAR	FOX 983-90-007-XX*
7" Aluminum shock with base valve	60C	165R	LINEAR	FOX 983-90-007-10
7" Aluminum shock with base valve	60C	200R	LINEAR	FOX 983-90-007-11
7" Aluminum shock with base valve	75C	165R	LINEAR	FOX 983-90-007-12
7" Aluminum shock with base valve	75C	200R	LINEAR	FOX 983-90-007-13
7" Aluminum shock with base valve	75C	230R	LINEAR	FOX 983-90-007-14
7" Aluminum shock with base valve	60C	230R	LINEAR	FOX 983-90-007-17
7" Aluminum shock with base valve	100C	230R	LINEAR	FOX 983-90-007-19
7" Aluminum shock with base valve	75C	275R	LINEAR	FOX 983-90-007-22
7" Aluminum shock with base valve	65C	190R	DIGRESSIVE	FOX 983-90-007-50
7" Aluminum shock with base valve	75C	165R	DIGRESSIVE	FOX 983-90-007-51

* Please specify valving when ordering

Track 2.0 Aluminum Coil Over Kit part # BRP 9420

9" ALUMINUM SHOCK WITH BASE VALVE

- 9.1" Travel - 25.3" extended length - 16.2" collapsed length -

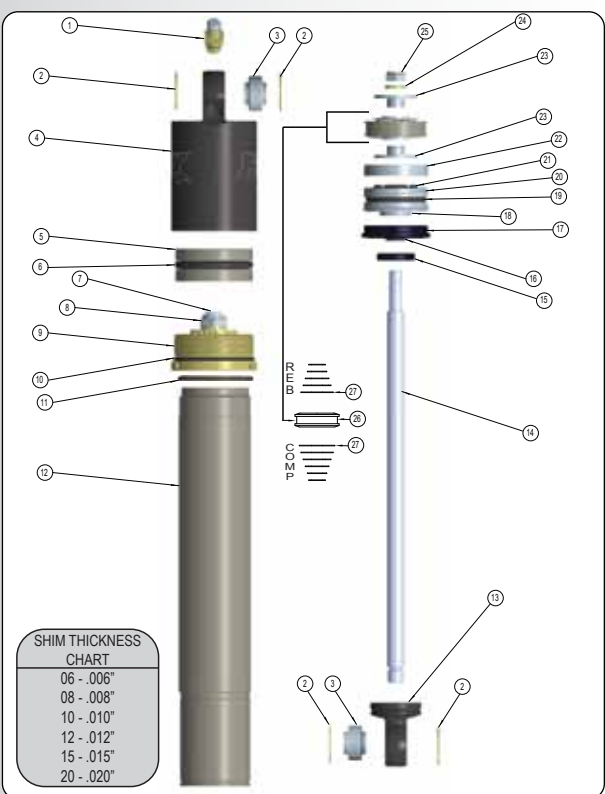
DESCRIPTION	COMPRESSION	REBOUND	PISTON	P/N
9" Aluminum shock with base valve	CUSTOM	CUSTOM	LINEAR	FOX 983-90-009-XX*
9" Aluminum shock with base valve	60C	200R	LINEAR	FOX 983-90-009-11
9" Aluminum shock with base valve	75C	165R	LINEAR	FOX 983-90-009-12
9" Aluminum shock with base valve	75C	200R	LINEAR	FOX 983-90-009-13
9" Aluminum shock with base valve	75C	230R	LINEAR	FOX 983-90-009-14
9" Aluminum shock with base valve	115C	165R	LINEAR	FOX 983-90-009-15
9" Aluminum shock with base valve	115C	200R	LINEAR	FOX 983-90-009-16
9" Aluminum shock with base valve	60C	230R	LINEAR	FOX 983-90-009-17
9" Aluminum shock with base valve	115C	230R	LINEAR	FOX 983-90-009-18
9" Aluminum shock with base valve	100C	230R	LINEAR	FOX 983-90-009-19
9" Aluminum shock with base valve	100C	250R	LINEAR	FOX 983-90-009-21
9" Aluminum shock with base valve	100C	200R	LINEAR	FOX 983-90-009-27
9" Aluminum shock with base valve	125C	165R	LINEAR	FOX 983-90-009-28
9" Aluminum shock with base valve	120C	270R	LINEAR	FOX 983-90-009-94
9" Aluminum shock with base valve	145C	145R	DIGRESSIVE	FOX 983-90-009-52
9" Aluminum shock with base valve	100C	200R	DIGRESSIVE	FOX 983-90-009-53

* Please specify valving when ordering



See Page 96-100 For Coil Over Kits

Aluminum Shock Replacement Parts



1	Shraeder Valve (small style)	FOX 010-00-021
1	Shraeder Valve (large style)	FOX 802-00-008
2	Retaining Ring	FOX 038-00-015-A
3	Spherical Bearing	FOX 001-00-025
4	Body Cap - Aluminum Shocks (gas chamber housing)	FOX 206-06-127
5	Divider Piston	FOX 223-00-031
6	Divider Piston O-Ring	FOX 029-00-328
7	Base Valve Bolt (base valve shocks only)	FOX 241-02-086
8	Base Valve Nut (base valve shocks only)	FOX 018-00-003-A
9	Base Valve (base valve shocks only)	FOX 222-01-247
9	Tube Adaptor (non base valve shocks only)	FOX 206-06-128
10	Tube Adaptor / Base Valve O-Ring (O.D. of adaptor)	FOX 029-03-139-A
11	Tube O-Ring (I.D. of adaptor)	FOX 029-03-135-A
12	7" Aluminum Body	FOX 207-14-045
12	9" Aluminum Body	FOX 207-14-061
13	Bare Bearing Housing (Eye End)	FOX 213-01-430
13	Complete Eye End Kit	FOX 808-21-010-KIT
14	7" Shaft for Aluminum Shock	FOX 229-99-102
14	9" Shaft for Aluminum Shock	FOX 229-99-120
15	Travel Indicator	FOX 008-06-001
16	Rod Wiper Seal	FOX 036-02-012-A
17	Rod Wiper Seal Housing	FOX 202-00-041
18	Rod Guide U Cup Seal	FOX 036-01-058
18A	Low Drag Rod Guide U-Cup Seal	FOX 036-01-013
19	Rod Guide O-Ring	FOX 029-03-222-A
20	Rod Guide Housing	FOX 203-00-060
21	Rod Guide Wear Plate (rubber)	FOX 008-00-006
22	Teflon Piston Band	FOX 002-00-000-A
23	Piston Reducer Plate	FOX 050-00-018
24	Piston Backup Plate	FOX 050-01-000-C
25	Piston Nut	FOX 018-00-003-A
26	Linear Piston	FOX 222-07-002-A
26	Digressive Piston	FOX 222-01-249
27	Valve Disc - .075" O.D. X .010" Thick	FOX 041-10-075-A
27	Valve Disc - 0.80" O.D.	FOX 041-XX-080-A
27	Valve Disc - .095" O.D.	FOX 041-XX-095-A
27	Valve Disc - 1.10" O.D.	FOX 041-XX-110-A
27	Valve Disc - 1.35" O.D.	FOX 041-XX-135-A
27	Valve Disc - 1.42" O.D.	FOX 041-XX-142-A
27	Valve Disc - 1.60" O.D.	FOX 041-XX-160-A
XX	SUSTITUTE XX FOR SHIM THICKNESS - 06, 08, 10, 12, 15, 20	

FOX RACING SHOCKS

Steel Track 2.0 Hybrid Shocks

7" STEEL SHOCK

- 7.1" Travel - 20.1" extended length - 13" collapsed length -

DESCRIPTION	COMPRESSION	REBOUND	PISTON	P/N
7" Steel shock	CUSTOM	CUSTOM	LINEAR	FOX 983-91-507-XX*
7" Steel shock	60C	165R	LINEAR	FOX 983-91-507-10
7" Steel shock	60C	200R	LINEAR	FOX 983-91-507-11
7" Steel shock	75C	165R	LINEAR	FOX 983-91-507-12
7" Steel shock	75C	200R	LINEAR	FOX 983-91-507-13
7" Steel shock	60C	230R	LINEAR	FOX 983-91-507-17
7" Steel shock	65C	190R	DIGRESSIVE	FOX 983-91-507-50
7" Steel shock	75C	165R	DIGRESSIVE	FOX 983-91-507-51

* Please specify valving when ordering

Track 2.0 Steel Coil Over Kit part # BRP 9418

9" STEEL SHOCK

- 8.8" Travel - 23.4" extended length - 14.6" collapsed length -

DESCRIPTION	COMPRESSION	REBOUND	PISTON	P/N
9" Steel shock	CUSTOM	CUSTOM	LINEAR	FOX 983-91-509-XX*
9" Steel shock	60C	165R	LINEAR	FOX 983-91-509-10
9" Steel shock	60C	200R	LINEAR	FOX 983-91-509-11
9" Steel shock	75C	165R	LINEAR	FOX 983-91-509-12
9" Steel shock	75C	200R	LINEAR	FOX 983-91-509-13
9" Steel shock	75C	230R	LINEAR	FOX 983-91-509-14
9" Steel shock	115C	165R	LINEAR	FOX 983-91-509-15
9" Steel shock	115C	200R	LINEAR	FOX 983-91-509-16
9" Steel shock	60C	230R	LINEAR	FOX 983-91-509-17
9" Steel shock	115C	230R	LINEAR	FOX 983-91-509-18
9" Steel shock	100C	275R	LINEAR	FOX 983-91-509-23
9" Steel shock	125C	165R	LINEAR	FOX 983-91-509-28
9" Steel shock	120C	270R	LINEAR	FOX 983-91-509-94
9" Steel shock	145C	145R	DIGRESSIVE	FOX 983-91-509-52
9" Steel shock	100C	200R	DIGRESSIVE	FOX 983-91-509-53

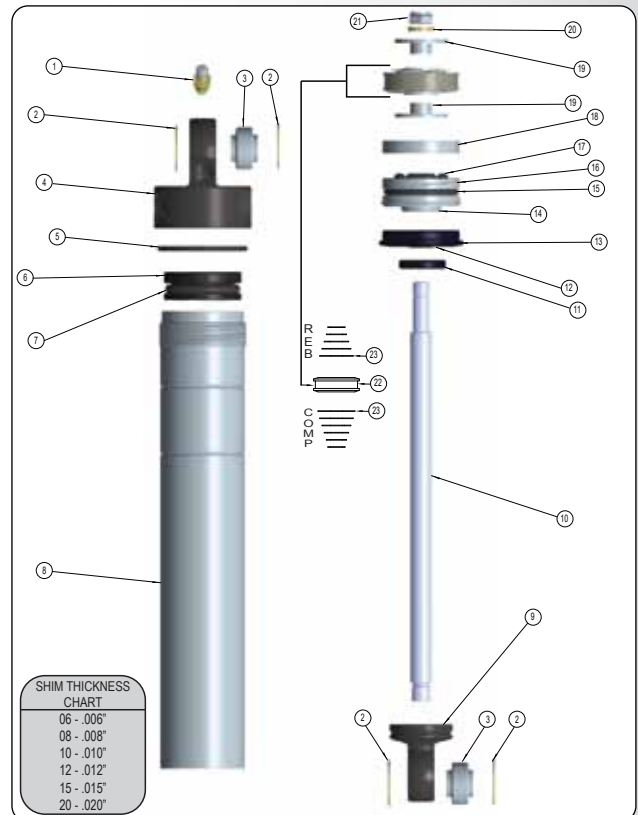
* Please specify valving when ordering



See Page 96-100 For Coil Over Kits

Steel Shock Replacement Parts

1	Shraeder Valve (small style)	FOX 010-00-021
1	Shraeder Valve (large style)	FOX 802-00-008
2	Retaining Ring	FOX 038-00-015-A
3	Spherical Bearing	FOX 001-00-025
4	Body Cap - Steel Shocks (gas chamber housing)	FOX 206-06-130
5	Divider Piston	FOX 223-00-020
6	Divider Piston O-Ring	FOX 029-00-324
7	Tube O-Ring (I.D. of adaptor)	FOX 029-03-135-A
8	7" Steel Body	FOX 204-18-081
8	9" Steel Body	FOX 204-18-082
9	Bare Bearing Housing (Eye End)	FOX 808-21-010-KIT
9	Complete Eye End Kit	FOX 213-01-430
10	7" Shaft for Steel Shock	FOX 229-99-100
10	9" Shaft for Steel Shock	FOX 229-99-117
11	Travel Indicator	FOX 008-06-001
12	Rod Wiper Seal	FOX 036-02-012-A
13	Rod Wiper Seal Housing	FOX 202-00-041
14	Rod Guide U Cup Seal	FOX 036-01-058
14A	Low Drag Rod Guide U Cup Seal	FOX 036-01-013
14	Rod Guide O-Ring	FOX 029-03-222-A
15	Rod Guide Housing	FOX 203-00-060
16	Rod Guide Wear Plate (rubber)	FOX 008-00-006
17	Teflon Piston Band	FOX 002-00-000-A
18	Piston Reducer Plate	FOX 050-00-018
19	Piston Backup Plate	FOX 050-01-000-C
20	Piston Nut	FOX 018-00-003-A
21	Linear Piston	FOX 222-07-002-A
22	Digressive Piston	FOX 222-01-249
23	Valve Disc - .075" O.D. X .010" Thick	FOX 041-10-075-A
23	Valve Disc - 0.80" O.D.	FOX 041-XX-080-A
23	Valve Disc - .095" O.D.	FOX 041-XX-095-A
23	Valve Disc - 1.10" O.D.	FOX 041-XX-110-A
23	Valve Disc - 1.35" O.D.	FOX 041-XX-135-A
23	Valve Disc - 1.42" O.D.	FOX 041-XX-142-A
23	Valve Disc - 1.60" O.D.	FOX 041-XX-160-A
XX	SUSTITUTE XX FOR SHIM THICKNESS - 06, 08, 10, 12, 15, 20	



BILSTEIN ALUMINUM XVA SHOCKS



7" ALUMINUM SHOCK

- 7.0" Travel - 20.3" extended length - 13.69" collapsed length -

DESCRIPTION	P/N
7" Stroke Linear XVA Series Aluminum Shock	BIL 33-255194
7" Stroke Linear XVA Series Aluminum Shock With Base Valve	BIL 33-252506
7" Stroke Digressive XVA Series Aluminum Shock	BIL 33-255255
7" Stroke Digressive XVA Series Aluminum Shock With Base Valve	BIL 33-255149

** Please add valving to end of part number when ordering**

9" ALUMINUM SHOCK

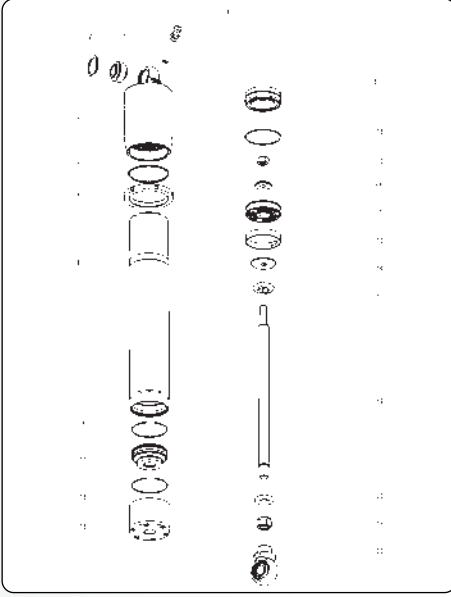
- 9.0" Travel - 23.72" extended length - 15.39" collapsed length -

DESCRIPTION	P/N
9" Stroke Linear XVA Series Aluminum Shock	BIL 33-255217
9" Stroke Linear XVA Series Aluminum Shock With Base Valve	BIL 33-252520
9" Stroke Digressive XVA Series Aluminum Shock	BIL 33-255279
9" Stroke Digressive XVA Series Aluminum Shock With Base Valve	BIL 33-255163

** Please add valving to end of part number when ordering**

XVA SERIES Coil Over Kit Part # BIL B4-KT1-Z245A01 or BRP 9699

XVA Series Replacement Parts



Number	Part Number	Description
1	BIL E4-GL1-Z020A00	Spherical Bearing
2	BIL E4-BOA-0000440	Spring Clip
3	BIL E4-LGO-Z016A02	XVA End Cap
4	BIL B4-XD0-Z015A00	Fill Valve
5	BIL E4-DI6-Z110A00	Fill Valve O-Ring
6	BIL B4-B46-U160	Dividing Piston
7	BIL E4-DI6-Z111A00	Divider Piston O-Ring
8	BIL E4-FT4-Z058A00	Jam Nut
9	BIL 33-255194	7" XVA Threaded Aluminum Tube
9	BIL 33-255217	9" XVA Threaded Body Tube
10	BIL 1000424	M8 X 1.0 Nylon Locknut
11	BIL E4-SB1-Z023A01	Support Plate
12	BIL E4-B46-Z05NCT	Piston
13	BIL E4-KR2-X001A02	Piston Band
14	BIL E4-SB1-Z030A00	Brake
15	BIL E4-AP1-Z023A03	Bumper
16	BIL E4-B46-26	Snap Ring
17	BIL B4-BOA-0000119	Rod Guide Assembly
18	BIL E4-XD0-Z071A00	Jounce Cap
19	BIL E4-KS2-Z013A06	7" Piston Rod
19	BIL E4-KS2-Z013A80	9" Piston Rod
20	BIL 2568310	Travel O-Ring
21	BIL E4-MUI-Z010A00	Nut
22	BIL B4-LGO-Z043A01	Rod End Assembly

See Page 98-102 For Coil Over Kits

Did You Know...
All Bilstein aluminum shocks are custom built, and therefore require greater lead time. Please allow ample time when ordering!



BILSTEIN AS2 SERIES ALUMINUM SHOCKS

7" ALUMINUM SHOCK

- 6.9" Travel - 19.9" extended length - 13.0" collapsed length -

DESCRIPTION	P/N
7" Stroke Linear AS2 Series Aluminum Shock	BIL 33-247915
7" Stroke Digressive AS2 Series Aluminum Shock	BIL 33-247854

** Please add valving to end of part number when ordering**

9" ALUMINUM SHOCK

- 8.9" Travel - 24.0" extended length - 15.1" collapsed length -

DESCRIPTION	P/N
9" Stroke Linear AS2 Series Aluminum Shock	BIL 33-247892
9" Stroke Digressive AS2 Series Aluminum Shock	BIL 33-247830

** Please add valving to end of part number when ordering**

AS2 Series Coil Over Nut and Top - SOLD SEPARATELY
Coil Nut: BIL E4-BOA-0000458 Coil Top: BIL E4-BOA-0000537
OR Complete Coil Over Kit Part # BIL B4-KT1-Z245A01 or BRP 9699



BILSTEIN SN2 SERIES STEEL SHOCKS

7" STEEL SHOCK

- 6.8" Travel - 19.8" extended length - 13.0" collapsed length -

DESCRIPTION	P/N
7" Stroke Linear SN2 Series Steel Shock	BIL 33-247809
7" Stroke Digressive SN2 Series Steel Shock	BIL 33-247755

** Please add valving to end of part number when ordering**

9" STEEL SHOCK

- 8.8" Travel - 23.9" extended length - 15.1" collapsed length -

DESCRIPTION	P/N
9" Stroke Linear SN2 Series Steel Shock	BIL 33-247786
9" Stroke Digressive SN2 Series Steel Shock	BIL 33-247731

** Please add valving to end of part number when ordering**

Steel "SN2" Series Coil Kit Part # BRP 614-7BK

BILSTEIN STEEL BODY SHOCKS



Did You Know...
 Bilstein Shocks uses a different "valving" code than most other shock manufacturers. They are one of the only brands to have the REBOUND valving number first!



Did You Know...
 Custom valved shocks are also available. Just ask your salesperson for more details.



SL Series Steel Shocks

7" STEEL SHOCK

- 6.9" Travel - 20.00" extended length - 13.14" collapsed length -

9" STEEL SHOCK

- 8.5" Travel - 23.44" extended length - 14.94" collapsed length -

Standard to Semi-Slick Conditions

	DESCRIPTION	P/N
LF	7" 162/55	BIL B46-0210C
RF	7" 208/55	BIL B46-0210-208/55
LR	9" 162/120	BIL B46-0207-162/120
RR	9" 230/72	BIL B46-0207-230/72

Fast, Tacky, Hooked Up Conditions

	DESCRIPTION	P/N
LF	7" 162/55	BIL B46-0210C
RF	7" 230/100	BIL B46-0210-230/100
LR	9" 230/120	BIL B46-0207-230/120
RR	9" 270/120	BIL B46-0207-270/120

Smooth/Glass Slick Conditions

	DESCRIPTION	P/N
LF	7" 130/55	BIL B46-0210-130/55
RF	7" 130/55	BIL B46-0210-130/55
LR	9" 162/72	BIL B46-0207-162/72
RR	9" 230/55	BIL B46-0207-230/55

Asphalt Package

	DESCRIPTION	P/N
LF	7" 300/78	BIL B46-0210-300/78
RF	7" 270/78	BIL B46-0210-270/78
LR	9" 230/78	BIL B46-0207A-230/78
RR	9" 208/90	BIL B46-0207-208/90

**** Please Note-** The above packages are guide lines. These packages can be mixed and matched for differing track conditions. ******

BILSTEIN PARTS

DESCRIPTION	P/N
Replacement Bilstein Coil Over Snap Ring	BIL 522880
Shock Eye Reducer Bushing (reduces 15MM to 1/2")	BIL 423435

Other Valvings Available:

7" Stroke

- 6.9" Travel -
 - 20.00" extended length - 13.14" collapsed length -

VALVING	P/N
300/78	BIL B46-0210-300/78
270/78	BIL B46-0210-270/78
230/100	BIL B46-0210-230/100
208/72	BIL B46-0210-208/72
208/55	BIL B46-0210-208/55
162/72	BIL B46-0210-162/72
162/55	BIL B46-0210C
130/55	BIL B46-0210-130/55

9" Stroke

- 8.5" Travel -
 - 23.44" extended length - 14.94" collapsed length -

VALVING	P/N	VALVING	P/N
270/120	BIL B46-0207-270/120	208/90	BIL B46-0207-208/90
270/78	BIL B46-0207-270/78	208/72	BIL B46-0207B
230/120	BIL B46-0207-230/120	162/120	BIL B46-0207-162/120
230/90	BIL B46-0207-230/90	162/100	BIL B46-0207-162/100
230/78	BIL B46-0207A	162/90	BIL B46-0207-162/90
230/72	BIL B46-0207-230/72	162/72	BIL B46-0207-162/72
230/55	BIL B46-0207-230/55	162/55	BIL B46-0207C
225/100	BIL B46-0207-225/100	50/30*	BIL S9Z-5030
220/90	BIL B46-0207-220/90	60/10*	BIL S9Z-6010
208/100	BIL B46-0207-208/100	50/50*	BIL S9Z-5050

*Indicates Digrressive Valving

****See Page 98-102 For Coil Over Kits****

SMALL BODY SHOCKS



BIL S6G



6" Stroke Bilstein Shock

- 5.49" Travel -
- 17.56" extended length - 12.07" collapsed length -

VALVING REB/COMP	P/N
1/1	BIL F4-BE3-A213-M7
1/2	BIL S6G1020
1/3	BIL S6G1030
2/2	BIL S6G2020
2/4	BIL F4-BE3-A213-M0
3/1	BIL F4-BE3-A213-M2
3/3	BIL F4-BE3-A213-M3
4/2	BIL F4-BE3-A213-M1

7" Stroke Bilstein Shock

- 6.87" Travel -
- 20.49" extended length - 13.62" collapsed length -

VALVING REB/COMP	P/N
1/9	BIL F4-BE3-C231-H1
2/4	BIL F4-BE3-C232-H0
3/3	BIL F4-BE3-C233-H0
3/5	BIL F4-BE3-C234-H0
3.5/3.5	BIL F4-BE3-C236-H0
4/2	BIL F4-BE3-C237-H0
4.5/4.5	BIL F4-BE3-C238-H0
5.5/5.5	BIL F4-BE3-C239-H0
6/2	BIL F4-BE3-C240-H0
7/2	BIL S7G7020
9/1	BIL S7G9010

DESCRIPTION	P/N
Replacement rod end for Bilstein small body shock (sold each)	BIL B4-LGO-2043A01



BIL B4-LGO-2043A01



AFC 1551



5" Stroke Afco Small Body Shock


- 5.00" Travel -
- 15.28" extended length - 10.28" collapsed length -

VALVING REB/COMP	P/N
1/1	AFC 1551
2/2	AFC 1552
3/3	AFC 1553
4/4	AFC 1554

6" Stroke Afco Shock

- 6.00" Travel -
- 17.45" extended length - 11.45" collapsed length -

VALVING REB/COMP	P/N
2/2	AFC 1562
3/3	AFC 1563
4/4	AFC 1564



AFC 10157-1

DESCRIPTION	P/N
Replacement Diaper Pin	AFC 10157-1

****See Page 98-102 For Coil Over Kits****

RUSH RACING SERIES SHOCKS



VALVING REB/COMP	P/N
9" - 162 / 90	PRE R162-90
7" - 162 / 55	PRE R162/55
9" - 208 / 72	PRE R208-72

RUSH RACING SERIES "BILSTEIN BANDITS"

- RUSH "BILSTEIN BANDITS" SEALED - SPEC SHOCK PACKAGE DELIVERS WORLD CLASS BILSTEIN NON-FADE PERFORMANCE TO RUSH RACE TEAMS
- THE RUSH "BILSTEIN BANDITS" PACKAGE HAS BEEN SUCCESSFULLY UTILIZED BY NUMEROUS LATE MODEL AND PRO STOCK TEAMS AS AN AFFORDABLE OPTION TO EXPENSIVE DOUBLE-ADJUSTABLE SHOCK PACKAGES. THE SHOCKS ARE MANDATED IN THE SPORTSMAN MODIFIED & PRO MOD DIVISIONS.
- THE "BILSTEIN PACKAGE" IS A PROVEN WINNER AGAINST ALL BRANDS OF ADJUSTABLE SHOCK PACKAGES THAT COST THOUSANDS OF DOLLARS PER SET.
- THE "BILSTEIN BANDITS" PACKAGE INCORPORATES BILSTEIN LINEAR, DIGRESSIVE, AND C.O.B. DIGRESSIVE TECHNOLOGIES.
- "BILSTEIN BANDITS" SHOCKS ARE CONSISTENT FROM SHOCK TO SHOCK OF THE SAME VALVING.
- "BILSTEIN BANDITS" SHOCKS ARE THE MOST DURABLE RACE SHOCKS AVAILABLE ANYWHERE. THEY MAINTAIN THE SAME LEVEL OF PERFORMANCE OVER TIME, UNLIKE OTHER SHOCK BRANDS.

STREET STOCK SHOCKS



AFCO Street Stock Shocks



FIG	APPLICATION	DESCRIPTION	EXTENDED LENGTH	COMP. LENGTH	VALVING	P/N
1	GM Full Size & Mid Size '70-'81 Camaro & Firebird Ford Full & Mid Size, Merc, Montego & Cougar.	Ex-Heavy	15 1/2"	10 1/2"	7 (50/50)	AFC 1020
		Heavy	15 1/2"	10 1/2"	6 (50/50)	AFC 1021
		Ex-Heavy/Medium	15 1/2"	10 1/2"	7/4 (80/20)	AFC 1022

FIG	APPLICATION	DESCRIPTION	EXTENDED LENGTH	COMP. LENGTH	VALVING	P/N
2	GM Full & Mid Size Malibu Chevelle, Monte Carlo, GTO Cutlass, Grand Prix, Regal, Tempest, Skylark, Nova	Medium	21"	13"	5 (50/50)	AFC 1030
		Heavy	21"	13"	6 (50/50)	AFC 1031

FIG	APPLICATION	DESCRIPTION	EXTENDED LENGTH	COMP. LENGTH	VALVING	P/N
3	All '70-'81 Camaro/Firebird	Medium	22 1/2"	14 1/2"	5 (50/50)	AFC 1032
		Heavy	22 1/2"	14 1/2"	6 (50/50)	AFC 1033
	GM Intermediate Rear	Soft/Heavy	21"	13"	3/5 (40/60)	AFC 1035
	Camaro '70-'81 Rear	Soft/Heavy	22 1/2"	14 1/2"	3/5 (40/60)	AFC 1034

Did You Know...

Afco stock mount shocks are designed to be OEM replacement shocks for your race car!



PRO "SS" Series Street Stock Shocks

	P/N
Front GM full & mid-size, '70-'81 Camaro/Firebird, Front Ford full & mid size, Mercury and Cougar	PRO SS100
Rear '70-'81 Camaro & Firebird	PRO SS200
Rear GM full and mid-size Chevelle, Monte Carlo, Cutlass, Grand Prix, GTO, Tempest, Regal and Skylark	PRO SS201
Front '74-'78 Mustang II and '71-'80 Pinto	PRO SS300
Rear Mustang and Ford Full size	PRO SS400
Rear '75-'78 Mustang II	PRO SS402

These specially designed shocks are made to replace the stock OEM units in the original mounting locations. The "SS" series have extra heavy damping designed for the rigors of street stock racing. There are 7 designs available and we stock them all!

PRO "WB" SERIES SHOCKS



7" Stroke

- 7.00" Travel -
- 19.50" extended length - 12.50" collapsed length -

VALVING REB/COMP	P/N
210/210	PRO WB74BK
210/315	PRO WB746BK
260/260	PRO WB75BK
260/155	PRO WB753BK
315/315	PRO WB76BK
315/155	PRO WB763BK
370/370	PRO WB77BK
370/480	PRO WB78BK
600/65	PRO WB791BK

9" Stroke

- 9.00" Travel -
- 23.50" extended length - 14.50" collapsed length -

VALVING REB/COMP	P/N
260/155	PRO WB935BK
210/210	PRO WB94BK
210/350	PRO WB946BK
260/260	PRO WB95BK
260/155	PRO WB953BK
315/315	PRO WB96BK
370/370	PRO WB97BK

Pro WB Series Coil Kit Part # BRP 616-7BK

"WB" series shocks are an inexpensive welded bearing painted shock designed especially for coil-over / non-coil over applications. (Can be used as a coil-over shock or can be run up side down to save on unsprung weight). The "WB" series are offered in 7" and 9" strokes.

Call for PRO PGA and PGAC series shocks

PRO STEEL TAKE APART SHOCKS



7" Stroke

- 7.00" Travel -
- 19.50" extended length - 12.50" collapsed length -

VALVING COMP/REB	P/N
155/155	PRO TA7300
210/210	PRO TA7400
210/315	PRO TA7460
260/260	PRO TA7500
260/155	PRO TA7530
315/315	PRO TA7600
315/155	PRO TA7630
370/370	PRO TA7700
370/480	PRO TA7800

9" Stroke

- 9.00" Travel -
- 23.50" extended length - 14.50" collapsed length -

VALVING COMP/REB	P/N
155/155	PRO TA9300
155/480	PRO TA9380
210/210	PRO TA9400
260/260	PRO TA9500
260/155	PRO TA9530
260/350	PRO TA9560
315/315	PRO TA9600
370/370	PRO TA9700
370/480	PRO TA9800

Eye Ends Must Be Purchased Separately



DESCRIPTION	P/N
Replacement Shock End	PRO B200A
1" Extended Eye End	PRO B212-1
Replacement Jam Nut	PRO B201

****See Page 98-102 For Coil Over Kits****

SHOCK OIL



DESCRIPTION	P/N
Integra Shock Oil 3 WT - 1 gallon	PCR 310-30902
Fox Shock Oil - 2.5 WT - 1 gallon	FOX 025-03-012
Bilstein Shock Oil - 1 gallon (Good for steel and aluminum shocks)	BIL 193031
Maxima Shock Oil - 3 WT Semi Synthetic - 32 oz	MAX 59-58932LS
Maxima Shock oil - 3 WT Full Synthetic - 1 gallon	MAX 50-57901S

SHOCK INFLATION UNITS



DESCRIPTION	P/N
Replacement T handle valve only for PEN TL-COMPUNIT or BRP 9430	PEN IU-08
Shuttle Lightweight shock inflation unit, 0 - 300psi	BRT SG
Bicknell Shock Pressure / Inflation Gauge, 0 - 300psi	BRP 9430
Intercomp Shock Inflator and gauge, 0-300psi	INT 100675-A
Deluxe shock inflation unit, 0 - 300psi	PCR 310-30310-SG

NITROGEN FILL VALVES

BRT TV - 1/8" NPT



FITS

- PENSKE STEEL SHOCKS
- GEN 1 INTEGRA ALUMINUM SHOCKS
- BILSTEIN BGT, ASN, SNS, SL, SZ

FOX 802-00-008



FITS

- LARGE VALVE FOR FOX GEN 2 ALUMINUM AND STEEL SHOCKS

BIL B4-XD0-Z015A00



FITS

- BILSTEIN AS2, SN2, & XVA SERIES SHOCKS (M8 x 1)

PCR310-30245A



FITS

- GEN 2 INTEGRA ALUMINUM SHOCKS
- INTEGRA STEEL SHOCKS (WITH O-RING)
- GENESIS STEEL & ALUMINUM
- PENSKE ALUMINUM

FOX 010-00-021



FITS

- SMALL VALVE FOR FOX GEN 1 ALUMINUM AND STEEL SHOCKS

REPLACEMENT VALVE CORE ONLY - PEN IU-04
REPLACEMENT VALVE CAP ONLY - PEN IU-06

COIL OVER COVERS



Kirkey Spring Covers - Sold In Pairs

DESCRIPTION	P/N
5" X 18" Black Spring Covers (set of 2)	KIR 00041

Integra Spring Cover - Sold In Pairs

DESCRIPTION	P/N
Fits 10" - 12" Coil Spring - Velcro / Cloth Spring Covers (set of 2)	PCR 310-30650
Fits 14" Coil Spring - Velcro / Cloth Spring Covers (set of 2)	PCR 310-30651
17" Long Armor Coil Over Covers (set of 2)	PCR 310-30656
19" Long Armor Coil Over Covers (set of 2)	PCR 310-30657

Eibach Spring Covers - Sold In Pairs

DESCRIPTION	P/N
Nylon Spring Cover - Fits 8" or 10" Coils - 2 1/2" I.D.	EIB ESB10.250
Nylon Spring Cover - Fits 10" or 12" Coils - 2 1/2" or 3" I.D.	EIB ESB12.300
Nylon Spring Cover - Fits 12" or 14" Coils - 2 1/2" or 3" I.D.	EIB ESB14.300
Nylon Spring Cover - Fits 14" or 16" Coils - 2 1/2" or 3" I.D.	EIB ESB16.300

5" Spring Covers - Sold In Pairs

DESCRIPTION	P/N
Outerwears 5" X 13" Velcro / Cloth Spring Covers (set of 2)	OUT 30-2615-01
Allstar 5" X 16" Velcro / Cloth Spring Covers (set of 2)	ALL 64208

NOTE: SHOCK SOLD SEPARATELY

COIL OVER ACCESSORIES



DESCRIPTION	P/N
Spanner Wrench	PRO Z902
Integra Adjustabe Spanner Wrench	PCR 310-30221
BRP Spanner Wrench - fits BRP 9663/9664/9665/9666/9667/9668/9669 Locking Coil Nut	BRP 9664
Hair Pin Clip	BRP 632
Large Diaper Pin Clip - 2 1/2" Overall Length	BRP 631
Small Diaper Pin Clip - 1 3/4" Overall Length	AFC 10157-1
Tie Rod Shock Adaptor	BRP 671

SHOCK BUMP RUBBERS

3" Tall Christmas Tree Style



DESCRIPTION	P/N
Christmas Tree Style 3" Tall bump Rubber - Soft (RED)	PCR 310-3019-41
Christmas Tree Style 3" Tall bump Rubber - Medium (WHITE)	PCR 310-3019-50
Christmas Tree Style 3" Tall bump Rubber - Hard (BLUE)	PCR 310-3019-59

Note: 2 1/4" is DIRT legal only. All 3" bump rubbers need to be cut.

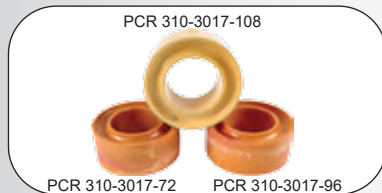
COIL OVER SPRING RUBBERS

3/4" Thick Speedthane Polyurethane Spring Rubber



DESCRIPTION	P/N
3/4" Thick Speedthane Spring Rubber - Soft (RED)	PCR 310-3017-43
3/4" Thick Speedthane Spring Rubber - Medium (WHITE)	PCR 310-3017-49
3/4" Thick Speedthane Spring Rubber - Hard (BLUE)	PCR 310-3017-57
3/4" Thick Speedthane Spring Rubber - Extra Hard (YELLOW)	PCR 310-3017-62

1" Thick Speedthane Polyurethane Spring Rubber



DESCRIPTION	P/N
1" Thick Speedthane Spring Rubber - Soft (RED)	PCR 310-3017-72
1" Thick Speedthane Spring Rubber - Medium (WHITE)	PCR 310-3017-96
1" Thick Speedthane Spring Rubber - Hard (BLUE)	PCR 310-3017-108

3/4" Thick Integra Urethane Spring Rubber



DESCRIPTION	P/N
3/4" Thick Urethane Spring Rubber - Soft (YELLOW)	PCR 310-30112
3/4" Thick Urethane Spring Rubber - Medium (ORANGE)	PCR 310-30113
3/4" Thick Urethane Spring Rubber - Hard (RED)	PCR 310-30114

1 1/4" Thick Integra Urethane Spring Rubber



DESCRIPTION	P/N
1 1/4" Thick Urethane Spring Rubber - Soft (YELLOW)	PCR 310-30112-1
1 1/4" Thick Urethane Spring Rubber - Medium (ORANGE)	PCR 310-30113-1
1 1/4" Thick Urethane Spring Rubber - Hard (RED)	PCR 310-30114-1

NOTE: FITS INTEGRA MX SPRINGS



Did You Know...

Coil over spring rubbers install in the spring. They are used to affect the spring rate. The rate of the spring is affected by the hardness of the rubber used, as well as the thickness of the rubber and the material! Different springs also require different thickness rubbers so measure the distance between your coils before ordering!

1 1/2" Thick Polyurethane Spring Rubber



DESCRIPTION	EIBACH P/N	RE SUSP. P/N
60 Durmoeter Spring Rubber for 2 1/2" or 3" Coil Over (PURPLE)	EIB SR.2530.0060	RE SR.250B-1000-60
70 Durmoeter Spring Rubber for 2 1/2" or 3" Coil Over (GREEN)	EIB SR.2530.0070	RE SR.250B-1000-70
80 Durmoeter Spring Rubber for 2 1/2" or 3" Coil Over (YELLOW)	EIB SR.2530.0080	RE SR.250B-1000-80
90 Durmoeter Spring Rubber for 2 1/2" or 3" Coil Over (BLUE)	EIB SR.2530.0090	RE SR.250B-1000-90

COIL OVER BEARINGS



DESCRIPTION	P/N
2 1/2" Coil Spring Thrust Bearing Assembly (contains 2 X SUP TRA-4052, 1 X SUP TC-4052)	BRP 9507
3 1/4" OD Steel Thrust Washer - 2 1/2" ID - 1/32" Thick for Coil Over	SUP TRA-4052
3 1/4" OD Thrust Bearing for Coil Over Kits	SUP TC-4052
Bearing Kit for 3" Coil Over Spring	ALL 64212

COIL OVER REAR SHOCK MOUNTS

NEW PRODUCT



DESCRIPTION	P/N
Adjustable Rear Coil Over Shock Bracket Assembly	BRP 9560
Replacement 1 Piece Steel Jackbolt and Clevis for BRP 9560	BRP 9559
Rear Drop Down Shock Mount (designed for exhaust clearance) (designed for use with BRP 9469 and short link adaptor brackets)	BRP 9574
Double Shear Right Rear Shock Mount (designed for use with BRP 9469 without short link adaptor brackets)	BRP 9595
Replacement 1 Piece Steel Jackbolt and Clevis Rear Drop Down Shock Mount (designed for exhaust clearance) (designed for use with BRP 9469 and short link adaptor brackets) 1" Lower for Fox / Penske / Bilstein / DIG shocks	BRP 9637

REAR TORSION / COIL OVER SHOCK MOUNTS



DESCRIPTION	RED P/N	BLACK P/N
1 1/4" Heavy Duty Slider	BRP 9060	BRP 9060BK

3/4" SMALL JACK BOLTS



DESCRIPTION	P/N
3/4" F X 4" Steel Jack Bolt Assembly	BRP 9230
3/4" F X 6" Steel Jack Bolt Assembly	BRP 9231
Replacement Aluminum Shock Mount Clevis - Red Anodized	BRP 9233
Replacement Aluminum Shock Mount Clevis - Black Anodized	BRP 9233BK
2 1/8" Long X 1" O.D. Steel Weld On Sleeve - (3/4" F Threads)	BRP 9234
Replacement 4" Steel Jack Bolt	BRP 9235
Replacement 6" Steel Jack Bolt	BRP 9236
Replacement 8" Steel Jack Bolt	BRP 9237
Replacement Bolt For Attaching Clevis To Jack Bolt (3/8" X 3/4" shoulder)	BOL 0607505C
Replacement 1 Piece Steel 6" Jack Bolt and Clevis	BRP 9559

COIL OVER WEDGE BOLTS



Aluminum Shaft Coil Over Wedge Bolts

DESCRIPTION	RED P/N	BLACK P/N
4" Aluminum Wedge Bolt Assembly - 1 1/8" F Thread	BRP 6139	
4" Aluminum Wedge Bolt Only - 1 1/8" F Thread	BRP 6135	
6" Aluminum Wedge Bolt Assembly - 1 1/8" F Thread	BRP 6142	BRP 6142BK
6" Aluminum Wedge Bolt Only - 1 1/8" F Thread	BRP 6136	
Replacement Aluminum Shock Mount Only	BRP 6141A	BRP 6141ABK
Replacement Steel Stepped Spacer	BRP 9605	

Steel Shaft Coil Over Wedge Bolts

DESCRIPTION	RED P/N	BLACK P/N
6" Steel Wedge Bolt Assembly - 1 1/8" F Thread	BRP 6142S	BRP 6142S
6" Steel Wedge Bolt Only - 1 1/8" F Thread	BRP 6145	BRP 6145
Replacement Aluminum Shock Mount Only	BRP 6141A	BRP 6141ABK
1 1/8" F Thread Steel Weld Nut	BRP 5150	

UNIVERSAL SHOCK SLIDERS




1 Piece Aluminum Slider

DESCRIPTION	RED P/N	BLACK P/N
1 1/2" Right Front Shock Slider	BRP 280R	BRP 280RBK
1 1/2" Left Front Shock Slider	BRP 280L	BRP 280LBK
Replacement Bolt Assembly for BRP 280R / BRP 280L	BRP 282	
Optional Screw in Stud For BRP 280R / BRP 280L	BRP 4288	
1 1/2" Right Front Slider With 1 Piece Stud	BRP 9143R	BRP 9143RBK
1 1/2" Left Front Slider With 1 Piece Stud	BRP 9143L	BRP 9143LBK
1 1/2" Left Front Slider With 1 Piece Extended Stud	BRP 9636	
Replacement 1 Piece Extended Stud Only	BRP 9635	

Shock Slider Safety Collars

DESCRIPTION	RED P/N	BLACK P/N
1 1/2" shock slider safety lock collar (sold in pack of 2)	BRP 9047	BRP 9047BK




2 Piece Aluminum Slider

DESCRIPTION	RED P/N	BLACK P/N
2 Piece Aluminum Slider For 1 1/4" Tubing	BRP 284	BRP 284BK
2 Piece Aluminum Slider For 1 1/4" Tubing with redesigned stud (for faster disassembly)	BRP 4289	BRP 4289BK
2 Piece Aluminum Slider For 1 1/2" Tubing	BRP 286	BRP 286BK
2 Piece Aluminum Slider For 1 3/4" Tubing	BRP 288	BRP 288BK
Replacement Nut and Stud for BRP 4289	BRP 4290	



Heavy Duty 2 Piece Slider

DESCRIPTION	RED P/N	BLACK P/N
1 1/4" Heavy Duty Slider	BRP 9060	BRP 9060BK



Steel 2 Piece Slider

DESCRIPTION	P/N
1 1/4" Steel Slider - Gold Zinc Plated	BRP 283



2 Piece Aluminum Slider


DESCRIPTION	RED P/N	BLACK P/N
1" Slider - Red Anodized (1/2" Bolt)	BRP 4180	BRP 4180BK
1" Extended Slider - Red Anodized (1/2" Bolt)	BRP 4181	BRP 4181BK
1" Slider - Red Anodized (3/8" Bolt)	BRP 4173	BRP 4173BK
1" Double Shear Shock Slider (1/2" Bolt)	BRP 8034	

DOUBLE SHEAR LOWER SHOCK MOUNTS



DESCRIPTION	RED P/N	BLACK P/N
Left rear double shear lower shock mount (STD BIRDCAGE)	BRP 9079	BRP 9079BK
Right rear double shear lower shock mount (STD BIRDCAGE)	BRP 9080	BRP 9080BK
Left rear double shear lower shock mount - (ADJUSTABLE BIRDCAGE)	BRP 9399L	
Right rear double shear lower shock mount - (ADJUSTABLE BIRDCAGE)	BRP 9399R	


STEEL WELD ON NUTS



BRP 5150

DESCRIPTION	P/N
Steel Weld On Nut - 1 1/8" Thread	BRP 5150
Steel Weld On Nut - 7/8" C. Thread	BRP 6191

UNIVERSAL SHOCK MOUNTS



DESCRIPTION	P/N
Universal Shock Mount	ALL 60106
Universal Roll Cage Mount	ALL 60103
Universal Lower Arm Mount for Round Tubing	ALL 60107

HYDRAULIC WEIGHT JACK ASSEMBLIES

Did You Know...

All weight jack assemblies come pre-bled, tested and ready to install! It allows driver adjustment from inside the cockpit while he races.



BRP 635

7/8" Stroke Weight Jack

DESCRIPTION	P/N
7/8" Stroke Weight Jack Assembly (fits threaded and smooth body 2" diameter shocks)	BRP 635
Replacement Coil Ram	BRP 636
Replacement Pump Assembly	BRP 637
Replacement Washer for Coil Over Kit	BRP 638
Replacement Washer for Threaded Body Shocks	BRP 638T
Replacement Knob and Shaft for Pump Assembly	BRP 639
Replacement Steel Braided Hose	BRP 403-108
Replacement O-Ring Kit (package of 5)	BRP 640
Adaptor Kit for 2 1/4" Spring	BRP 634



BRP 635-1

2 1/2" Stroke Weight Jack

DESCRIPTION	RED P/N	BLACK P/N
2 1/2" Stroke Weight Jack Assembly (fits threaded and smooth body 2" diameter shocks)	BRP 635-1	BRP 635-1BK
Replacement Coil Ram	BRP 636-1	BRP 636-1BK
Replacement Pump Assembly	BRP 637-1	BRP 637-1BK
Replacement Washer for Coil Over Kit	BRP 638	BRP 638BK
Replacement Washer for Threaded Body Shocks	BRP 638T	BRP 638TBK
Replacement Knob and Shaft for Pump Assembly	BRP 639	BRP 639BK
Replacement Steel Braided Hose	BRP 403-108	
Replacement O-Ring Kit (package of 5)	BRP 640	
Adaptor Kit for 2 1/4" Spring	BRP 634	BRP 634BK

LIFT ARM COIL MOUNTS



BRP 9414

DESCRIPTION	P/N
Late Model Adjustable 5th Coil Mount (includes quick adjustment pin)	BRP 9414












BICKNELL RACING PRODUCTS

Did You Know...
 BRP coil over kits have 8 threads per inch. 1 turn = 1/8" of an inch of movement.
 Integra, and Afco also have 8 threads per inch.
 Bilstein BGT series, Carrera, and Fox are all 12 threads per inch so 1 1/2 turns = 1/8".
 Bilstein XVS series is 16 threads per inch, resulting in 2 turns = 1/8".

COIL OVER KITS

KIT PART NUMBER	DESCRIPTION	IMAGE	KIT COMPONENTS
BRP 643	AFCO Small Body Steel and Aluminum Shocks (15 and 16 Series Shocks) - Tall Taper Slotted Top, 4" Sleeve - Fits 1 7/8" Spring	 Red Anodized	BRP 642- Slotted Top BRP 641- 4" Sleeve → SLEEVE I.D. 1.675" BRP 647- Coil Nut AFC 10157-1- Diaper Pin BRP 645- Snap Ring
BRP 615	AFCO 2" Steel Body Shocks (10 series) - 5" Sleeve - Short Taper Slotted Top - Fits 2 1/2" Spring	 Red Anodized	BRP 599- Snap ring BRP 618- Slotted Top BRP 600A- 5" Sleeve → SLEEVE I.D. 2.075" BRP 602- Coil Nut Optional- BRP 598 Jam Nut
BRP 615-7	AFCO 2" Steel Body Shocks (10 series) - 7" Sleeve - Short Taper Slotted Top - Fits 2 1/2" Spring	 Red Anodized	BRP 599- Snap ring BRP 618- Slotted Top BRP 601A- 7" Sleeve → SLEEVE I.D. 2.075" BRP 602- Coil Nut Optional- BRP 598 Jam Nut
BRP 615-7BK	AFCO 2" Steel Body Shocks (10 series) - 7" Sleeve - Short Taper Slotted Top - Fits 2 1/2" Spring	 Red Anodized	BRP 599- Snap ring BRP 618BK- Slotted Top BRP 601ABK- 7" Sleeve → SLEEVE I.D. 2.075" BRP 602BK- Coil Nut Optional- BRP 598 Jam Nut
BRP 612	BILSTEIN Steel Body Shock (SZ,SL,SLS, & SN series) - 5" Sleeve - Short Taper Slotted Top - Fits 2 1/2" Spring	 Red Anodized	BRP 613S- Snap ring BRP 613- Slotted Top BRP 600B- 5" Sleeve → SLEEVE I.D. 1.990" BRP 602- Coil Nut Optional- BRP 598 Jam Nut
BRP 612-7	BILSTEIN Steel Body Shock (SZ,SL,SLS, & SN series) - 7" Sleeve - Short Taper Slotted Top - Fits 2 1/2" Spring	 Red Anodized	BRP 613S- Snap ring BRP 613- Slotted Top BRP 601B- 7" Sleeve → SLEEVE I.D. 1.990" BRP 602- Coil Nut Optional- BRP 598 Jam Nut
BRP 612-7BK	BILSTEIN Steel Body Shock (SZ,SL,SLS, & SN series) - 7" Sleeve - Short Taper Slotted Top - Fits 2 1/2" Spring	 Black Anodized	BRP 613S- Snap ring BRP 613BK- Slotted Top BRP 601BBK- 7" Sleeve → SLEEVE I.D. 1.990" BRP 602BK- Coil Nut Optional- BRP 598BK Jam Nut
BRP 614	BILSTEIN Steel Body Shock (SZ,SL,SLS, & SN series) - 5" Sleeve - Tall Taper Slotted Top - Fits 2 1/2" Spring	 Red Anodized	BRP 632- Hairpin Clip BRP 624- Slotted Top BRP 600B- 5" Sleeve → SLEEVE I.D. 1.990" BRP 602- Coil Nut Optional- BRP 598 Jam Nut










COIL OVER KITS

KIT PART NUMBER	DESCRIPTION	KIT COMPONENTS	KIT COMPONENTS
BRP 614-7	BILSTEIN Steel Body Shock (SZ,SL,SLS, & SN series) -7" Sleeve -Tall Taper Slotted Top - Fits 2 1/2" Spring	 Red Anodized	BRP 632- Hairpin Clip BRP 624- Slotted Top BRP 601B- 7" Sleeve BRP 602- Coil Nut Optional- BRP 598 Jam Nut SLEEVE I.D. 1.990"
BRP 614-7BK	BILSTEIN Steel Body Shock (SZ,SL,SLS, & SN series) -7" Sleeve -Tall Taper Slotted Top - Fits 2 1/2" Spring	 Black Anodized	BRP 632- Hairpin Clip BRP 624BK- Slotted Top BRP 601BK- 7" Sleeve BRP 602BK- Coil Nut Optional- BRP 598 Jam Nut SLEEVE I.D. 1.990"
BRP 592	BILSTEIN Aluminum Threaded Body Shocks (BGT & ASN series) -Tall Taper Slotted Top - Fits 2 1/2" Spring	 Plain	BRP 632- Hairpin Clip BRP 624P- Slotted Top BRP 590- Coil Nut BRP 591- Jam Nut
BRP 592BK	BILSTEIN Aluminum Threaded Body Shocks (BGT & ASN series) -Tall Taper Slotted Top - Fits 2 1/2" Spring	 Black Anodized	BRP 632- Hairpin Clip BRP 624BK- Slotted Top BRP 590BK- Coil Nut BRP 591BK- Jam Nut
BRP 687BK	BILSTEIN Small Body Steel Shocks ("SM" series shocks) -Non Slotted Flat Top - Fits 1 7/8" Spring	 Black Anodized	BRP 670BK- Flat Top BRP 600R1BK- Sleeve BRP 647BK- Coil Nut SLEEVE I.D. 1.565"
BRP 688	BILSTEIN Small Body Steel Shocks ("SM" series shocks) -Non Slotted Taper Top - Fits 1 7/8" Spring	 Plain	BRP 676P- Taper Top BRP 600R1P- Sleeve BRP 647P- Coil Nut SLEEVE I.D. 1.565"
NEW PRODUCT BRP 9699	BILSTEIN XVA / AS2 Series Aluminum Shocks -Tall Taper Top - Fits 2 1/2" Spring	 Black Anodized	BRP 624BK- Taper Top BRP 9687- Coil Nut BRP 9688 - Jam Nut BRP 632 - Hairpin Clip
BRP 623	CARRERA 2" Aluminum Threaded Body Shocks (67 series) -Short Taper Slotted Top - Fits 2 1/2" Spring	 Red Anodized	BRP 624- Slotted Top BRP 625- Coil Nut BRP 632- Hairpin Clip BRP 2008- Tie Wraps Optional- BRP 630 Jam Nut
BRP 9418	FOX Steel Body Shocks (2.0 Track Steel) -Tall Taper Non Slotted Top - Fits 2 1/2" Spring	 Black Anodized	BRP 9416 - Top BRP 9415 - Sleeve BRP 602BK - Coil Nut BRP 9417 - Snap Ring SLEEVE I.D. 2.015"





COIL OVER KITS

KIT PART NUMBER	DESCRIPTION	KIT COMPONENTS	KIT COMPONENTS
BRP 9420	FOX Aluminum Body Shocks (2.0 Track Bulb) -Fits shock with or without BV -Tall Taper Non Slotted Top - Fits 2 1/2" Spring	 Black Anodized	BRP 9416 - Top BRP 9419 - Coil Nut BRP 9417 - Snap Ring
BRP 9052	INTEGRA Aluminum Threaded Body Shocks ("Stealth Series" Shocks) -Tall Taper Slotted Top - Fits 2 1/2" Spring	 Black Anodized	BRP 9051 - Slotted Top BRP 9050- Coil Nut BRP 631- Diaper Pin
BRP 9056	INTEGRA Steel Shocks "AVENGER" Series Shocks -7" Sleeve -Tall Taper Slotted Top - Fits 10" X 2 1/2" Spring Only	 Black Anodized	PCR 310-30526SR Top Snap Ring BRP 9051- Slotted Top BRP 9042- 7" Sleeve → SLEEVE I.D. 1.880" BRP 602BK- Coil Nut BRP 631- Diaper Pin
BRP 9422	INTEGRA Steel Shocks "AVENGER" Series Shocks -7" Sleeve -Tall Taper Slotted Top Fits 10" and 12" X 2 1/2" Springs	 Black Anodized	PCR 310-30526SR Top Snap Ring BRP 9051- Slotted Top BRP 9421- 7" Sleeve → SLEEVE I.D. 1.880" BRP 602BK- Coil Nut BRP 631- Diaper Pin
BRP 611-7	KONI Steel Shocks (30 Series) -7" Sleeve -Flat Slotted Top - Fits 2 1/2" Spring	 Red Anodized	BRP 609- Top Snap Ring BRP 608- Slotted Top BRP 601B- 7" Sleeve → SLEEVE I.D. 1.990" BRP 602- Coil Nut Optional- BRP 598 Jam Nut
BRP 621	KONI Steel Shocks (30 Series) - 5" Sleeve -Tall Taper Slotted Top - Fits 2 1/2" Spring	 Red Anodized	BRP 609- Top Snap Ring BRP 620- Slotted Top BRP 600B- 5" Sleeve → SLEEVE I.D. 1.990" BRP 602- Coil Nut Optional- BRP 598 Jam Nut
BRP 622	KONI Steel Shocks (30 Series) - 7" Sleeve -Tall Taper Slotted Top - Fits 2 1/2" Spring	 Red Anodized	BRP 609- Top Snap Ring BRP 620- Slotted Top BRP 601B- 7" Sleeve → SLEEVE I.D. 1.990" BRP 602- Coil Nut Optional- BRP 598 Jam Nut
BRP 629-7	PENSKE Steel and Aluminum Shocks (7100, 7200, 7500 and 7600 series) -Short taper- Non Slotted Top -7" Sleeve - Fits 2 1/2" Spring	 Red Anodized	BRP 603- Top BRP 601B- 7" Sleeve → SLEEVE I.D. 1.990" BRP 602- Coil Nut BRP 599- Snap Ring Optional- BRP 598 Jam Nut
BRP 629-7T	PENSKE Steel and Aluminum Shocks (7100, 7200, 7500 and 7600 series) -Tall Taper- Slotted Top -7" Sleeve - Fits 2 1/2" Spring	 Red Anodized	BRP 626- Taper Top BRP 601B- 7" Sleeve → SLEEVE I.D. 1.990" BRP 602- Coil Nut BRP 599- Snap Ring Optional- BRP 598 Jam Nut

COIL OVER KITS

KIT PART NUMBER	DESCRIPTION	KIT COMPONENTS	KIT COMPONENTS
BRP 616-7BK	PRO 2" Steel Big Body (Pro WB series) -7" Sleeve -Short Taper Non-Slotted Top - Fits 2 1/2" Spring	 <p>Black Anodized</p>	BRP 599- Snap ring BRP 603BK- Top BRP 601ABK- 7" Sleeve BRP 602BK- Coil Nut SLEEVE I.D. 2.075"
BRP 617-7	PRO 2" Steel/Alum Body Shocks (Pro A, PG, & TA Series) -7" Sleeve -Short Taper Slotted Top - Fits 2 1/2" Spring	 <p>Red Anodized</p>	BRP 599- Snap ring BRP 604- Slotted Top BRP 601- 7" Sleeve BRP 602- Coil Nut Optional- BRP 598 Jam Nut SLEEVE I.D. 2.040"
BRP 605	PRO 2" Steel/Alum Body Shocks (Pro A, PG, & TA series) -5" Sleeve -Short Taper Non-Slotted Top - Fits 2 1/2" Spring	 <p>Red Anodized</p>	BRP 599- Snap ring BRP 603- Top BRP 600- 5" Sleeve BRP 602- Coil Nut Optional- BRP 598 Jam Nut SLEEVE I.D. 2.040"
BRP 605-7	PRO 2" Steel/Alum Body Shocks (Pro A, PG, & TA series) -7" Sleeve -Short Taper Non-Slotted Top - Fits 2 1/2" Spring	 <p>Red Anodized</p>	BRP 599- Snap ring BRP 603- Top BRP 601- 7" Sleeve BRP 602- Coil Nut Optional- BRP 598 Jam Nut SLEEVE I.D. 2.040"
BRP 627	PRO 2" Aluminum Threaded Body Shocks (AC series) -Short Taper Slotted Top - Fits 2 1/2" Spring	 <p>Red Anodized</p>	BRP 604- Slotted Top BRP 625- Coil Nut BRP 2008- Tie Wraps Optional- BRP 630 Jam Nut
BRP 657	PRO Small Body Steel Shocks (SB series) - Short Taper Slotted Top - 4" Sleeve - Fits 1 7/8" Spring	 <p>Red Anodized</p>	BRP 645- Snap ring BRP 650- Slotted Top BRP 646- 4" Sleeve BRP 647- Coil Nut SLEEVE I.D. 1.655"
BRP 9424	JRI 2" Steel Monotube Shocks (SL 10 & SL 13 Series) -9" Sleeve - Slotted Top - Fits 2 1/2" Spring	 <p>Black Anodized</p>	BIL 522880- Snap Ring BRP 613BK - Slotted Top BRP 9423- 9" Sleeve BRP 602BK- Coil Nut BRP 613S- Snap Ring SLEEVE I.D. 1.940"
BRP 606-7	QA1/CARRERA 2" Body shocks (60 series) -7" Sleeve -Short Taper Slotted Top - Fits 2 1/2" Spring	 <p>Red Anodized</p>	BRP 599- Snap ring BRP 607- Slotted Top BRP 601- 7" Sleeve BRP 602- Coil Nut Optional- BRP 598 Jam Nut Optional- BRP 624 Tall Top SLEEVE I.D. 2.040"
BRP 6005	QA1 Smooth Body Aluminum shocks (60 series) -5" Sleeve -Tall Taper Slotted Top - Fits 2 1/2" Spring	 <p>Red Anodized</p>	BRP 6002- Slotted Top BRP 6004- 5" Sleeve BRP 602- Coil Nut BRP 631- Diaper Pin 2 small tie wraps SLEEVE I.D. 2.098"

COIL OVER KITS

KIT PART NUMBER	DESCRIPTION		KIT COMPONENTS
BRP 6005-7	QA1 Smooth Body Aluminum shocks (60 series) -7" Sleeve -Tall Taper Slotted Top - Fits 2 1/2" Spring	 Red Anodized	BRP 6002- Slotted Top BRP 6004-7- 7" Sleeve → SLEEVE I.D. 2.098" BRP 602- Coil Nut BRP 631- Diaper Pin 2 small tie wraps
BRP 6006	QA1 Smooth Body Steel shocks (50 series) -5" Sleeve -Tall Taper Slotted Top - Fits 2 1/2" Spring	 Red Anodized	BRP 599- Snap Ring BRP 6002- Slotted Top BRP 600- 5" Sleeve → SLEEVE I.D. 2.040" BRP 602- Coil Nut BRP 631- Diaper Pin 2 small tie wraps
BRP 6007	QA1 Threaded Body Aluminum shocks (62 series) -Tall Taper Slotted Top - Fits 2 1/2" Spring	 Red Anodized	BRP 6002- Slotted Top BRP 6000- Coil Nut BRP 631- Diaper Pin 2 small tie wraps
BRP 9426	QA1 Shock Sleeve Only Fits 51 Series Steel Shocks USES BRP 602 COIL NUT (SOLD SEPERATELY)	 Black Anodized	BRP 9426 - 7" Sleeve → SLEEVE I.D. 2.080"

NEW PRODUCT

BRP LOCKING COIL OVER NUTS



NEW PRODUCT


Locking Nuts Only

DESCRIPTION	P/N
Integra Aluminum Threaded Body Shocks - Locking Coil Over Nut Only	BRP 9663
Fox Aluminum Threaded Body Shocks - Locking Coil Over Nut Only	BRP 9667
BRP Aluminum Coil Over Sleeves - Locking Coil Over Nut Only	BRP 9668
Penske Aluminum Threaded Body Shocks - Locking Coil Over Nut Only	BRP 9669
Bilstein XVA / AS2 Aluminum Threaded Body Shocks - Locking Coil Over Nut Only	BRP 9686

Accessories

DESCRIPTION	P/N
Spanner Wrench for All BRP Locking Coil Nuts	BRP 9664
Ball End Allen Wrench for All BRP Locking Coil Nuts	BRP 9665

1 7/8" AND 2 1/2" I.D. HYPERCOIL COIL OVER SPRINGS



HYP 1810BO150

1 7/8" I.D. X 10" Long

RATE	P/N
10" X 50	HYP 1810DO050
10" X 87	HYP 1810DO087
10" X 112	HYP 1810DO112
10" X 125	HYP 1810DO125
10" X 137	HYP 1810DO137
10" X 150	HYP 1810DO150
10" X 162	HYP 1810DO162
10" X 175	HYP 1810DO175
10" X 185	HYP 1810DO185
10" X 200	HYP 1810DO200
10" X 225	HYP 1810DO225
10" X 250	HYP 1810DO250

2 1/2" I.D. X 10" Long

RATE	P/N
10" X 125	HYP 1810BO125
10" X 150	HYP 1810BO150
10" X 162	HYP 1810BO162
10" X 175	HYP 1810BO175
10" X 200	HYP 1810BO200
10" X 225	HYP 1810BO225
10" X 250	HYP 1810BO250
10" X 275	HYP 1810BO275
10" X 300	HYP 1810BO300
10" X 325	HYP 1810BO325
10" X 350	HYP 1810BO350
10" X 375	HYP 1810BO375
10" X 400	HYP 1810BO400

2 1/2" I.D. X 12" Long

RATE	P/N
12" X 110	HYP 1812BO110
12" X 125	HYP 1812BO125
12" X 150	HYP 1812BO150
12" X 162	HYP 1812BO162
12" X 175	HYP 1812BO175
12" X 185	HYP 1812BO185
12" X 200	HYP 1812BO200
12" X 225	HYP 1812BO225
12" X 250	HYP 1812BO250
12" X 275	HYP 1812BO275
12" X 300	HYP 1812BO300
12" X 325	HYP 1812BO325
12" X 350	HYP 1812BO350
12" X 375	HYP 1812BO375
12" X 400	HYP 1812BO400

2 1/2" I.D. X 14" Long

RATE	P/N
14" X 100	HYP 1814BO100
14" X 125	HYP 1814BO125
14" X 150	HYP 1814BO150
14" X 160	HYP 1814BO160
14" X 175	HYP 1814BO175
14" X 185	HYP 1814BO185
14" X 200	HYP 1814BO200
14" X 225	HYP 1814BO225
14" X 250	HYP 1814BO250
14" X 275	HYP 1814BO275
14" X 300	HYP 1814BO300



2 1/2" I.D. HYPERCOIL UHT COIL OVER SPRINGS



HYP 12BO175UHT

2 1/2" I.D. X 12" Long UHT

RATE	P/N
12" X 110	HYP 12BO110UHT
12" X 125	HYP 12BO125UHT
12" X 150	HYP 12BO150UHT
12" X 162	HYP 12BO162UHT
12" X 175	HYP 12BO175UHT
12" X 185	HYP 12BO185UHT
12" X 200	HYP 12BO200UHT
12" X 225	HYP 12BO225UHT
12" X 237	HYP 12BO237UHT
12" X 250	HYP 12BO250UHT
12" X 275	HYP 12BO275UHT
12" X 300	HYP 12BO300UHT
12" X 325	HYP 12BO325UHT

2 1/2" I.D. X 14" Long UHT

RATE	P/N
12" X 125	HYP 14BO125UHT
12" X 140	HYP 14BO140UHT
12" X 150	HYP 14BO150UHT
12" X 165	HYP 14BO165UHT
12" X 175	HYP 14BO175UHT
12" X 185	HYP 14BO185UHT
12" X 200	HYP 14BO200UHT
12" X 225	HYP 14BO225UHT
12" X 250	HYP 14BO250UHT

2 1/2" I.D. X 16" Long UHT

RATE	P/N
16" X 100	HYP 16BO100UHT
16" X 110	HYP 16BO110UHT
16" X 125	HYP 16BO125UHT
16" X 138	HYP 16BO138UHT
16" X 150	HYP 16BO150UHT
16" X 175	HYP 16BO175UHT
16" X 200	HYP 16BO200UHT
16" X 225	HYP 16BO225UHT
16" X 250	HYP 16BO250UHT

2 1/2" I.D. INTEGRA MX COIL OVER SPRINGS



PCR 310-2512-150MX

2 1/2" I.D. X 10" Long

RATE	P/N
10" X 150	PCR 310-2510-150MX
10" X 175	PCR 310-2510-175MX
10" X 185	PCR 310-2510-185MX
10" X 200	PCR 310-2510-200MX
10" X 225	PCR 310-2510-225MX
10" X 250	PCR 310-2510-250MX
10" X 275	PCR 310-2510-275MX
10" X 300	PCR 310-2510-300MX

2 1/2" I.D. X 12" Long

RATE	P/N
12" X 150	PCR 310-2512-150MX
12" X 165	PCR 310-2512-165MX
12" X 175	PCR 310-2512-175MX
12" X 185	PCR 310-2512-185MX
12" X 200	PCR 310-2512-200MX
12" X 225	PCR 310-2512-225MX
12" X 250	PCR 310-2512-250MX
12" X 275	PCR 310-2512-275MX
12" X 300	PCR 310-2512-300MX

2 1/2" I.D. X 14" Long

RATE	P/N
14" X 100	PCR 310-2512-100MX
14" X 125	PCR 310-2512-125MX
14" X 150	PCR 310-2512-150MX
14" X 175	PCR 310-2512-175MX
14" X 200	PCR 310-2512-200MX
14" X 225	PCR 310-2512-225MX



2 1/2" I.D. AFco COIL OVER SPRINGS



AFC 23175B

2 1/2" I.D. X 10" Long

RATE	P/N
10" X 150	AFC 23150B
10" X 175	AFC 23175B
10" X 225	AFC 23225B
10" X 250	AFC 23250B
10" X 350	AFC 23350B

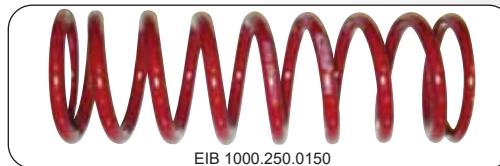
2 1/2" I.D. X 12" Long

RATE	P/N
12" X 150	AFC 22150B
12" X 175	AFC 22175B
12" X 185	AFC 22185B
12" X 200	AFC 22200B
12" X 250	AFC 22250B
12" X 275	AFC 22275B
12" X 300	AFC 22300B
12" X 700	AFC 22700B



2 1/2" I.D. X 14" Long

RATE	P/N
14" X 150	AFC 24150B
14" X 175	AFC 24175B
14" X 200	AFC 24200B
14" X 250	AFC 24250B
14" X 275	AFC 24275B
14" X 300	AFC 24300B



EIBACH 2 1/2" I.D. COIL OVER SPRINGS

2 1/2" I.D. X 8" Long

RATE	P/N
8" X 200	EIB 0800.250.0200
8" X 225	EIB 0800.250.0225
8" X 250	EIB 0800.250.0250
8" X 275	EIB 0800.250.0275
8" X 300	EIB 0800.250.0300
8" X 325	EIB 0800.250.0325
8" X 350	EIB 0800.250.0350
8" X 375	EIB 0800.250.0375
8" X 400	EIB 0800.250.0400
8" X 425	EIB 0800.250.0425
8" X 450	EIB 0800.250.0450
8" X 475	EIB 0800.250.0475
8" X 500	EIB 0800.250.0500
8" X 525	EIB 0800.250.0525

2 1/2" I.D. X 10" Long

RATE	P/N
10" X 100	EIB 1000.250.0100
10" X 150	EIB 1000.250.0150
10" X 162	EIB 1000.250.0162
10" X 175	EIB 1000.250.0175
10" X 200	EIB 1000.250.0200
10" X 225	EIB 1000.250.0225
10" X 250	EIB 1000.250.0250
10" X 275	EIB 1000.250.0275
10" X 300	EIB 1000.250.0300
10" X 350	EIB 1000.250.0350


2 1/2" I.D. X 12" Long

RATE	P/N
12" X 80	EIB 1200.250.0080
12" X 90	EIB 1200.250.0090
12" X 100	EIB 1200.250.0100
12" X 125	EIB 1200.250.0125
12" X 140	EIB 1200.250.0140
12" X 150	EIB 1200.250.0150
12" X 165	EIB 1200.250.0165
12" X 175	EIB 1200.250.0175
12" X 185	EIB 1200.250.0185
12" X 200	EIB 1200.250.0200
12" X 225	EIB 1200.250.0225
12" X 250	EIB 1200.250.0250
12" X 275	EIB 1200.250.0275
12" X 300	EIB 1200.250.0300

2 1/2" I.D. X 14" Long

RATE	P/N
14" X 100	EIB 1400.250.0100
14" X 125	EIB 1400.250.0125
14" X 150	EIB 1400.250.0150
14" X 165	EIB 1400.250.0165
14" X 175	EIB 1400.250.0175
14" X 185	EIB 1400.250.0185
14" X 200	EIB 1400.250.0200
14" X 225	EIB 1400.250.0225
14" X 250	EIB 1400.250.0250
14" X 275	EIB 1400.250.0275
14" X 300	EIB 1400.250.0300

EIBACH 2 1/2" I.D. XT BARREL COIL OVER SPRINGS



Eibach's new XT Barrel coil springs are designed for the special needs of Circle Track racing, and are configured to provide additional clearance for standard 2.5-inch circle-track racing shocks. Their distinctive XT Barrel shape works seamlessly with standard 2.5-inch spring perches, allowing easy access to the lower ball joint while retaining the benefits of a larger diameter spring-with more travel and more shock body clearance

2 1/2" I.D. X 6" Long

RATE	P/N
6" X 100	EIB 0600.2530.0100
6" X 150	EIB 0600.2530.0150
6" X 200	EIB 0600.2530.0200
6" X 250	EIB 0600.2530.0250
6" X 300	EIB 0600.2530.0300
6" X 350	EIB 0600.2530.0350
6" X 400	EIB 0600.2530.0400
6" X 450	EIB 0600.2530.0450
6" X 500	EIB 0600.2530.0500
6" X 550	EIB 0600.2530.0550
6" X 600	EIB 0600.2530.0600
6" X 650	EIB 0600.2530.0650
6" X 700	EIB 0600.2530.0700

2 1/2" I.D. X 8" Long

RATE	P/N
8" X 225	EIB 0800.2530.0225
8" X 250	EIB 0800.2530.0250
8" X 275	EIB 0800.2530.0275
8" X 300	EIB 0800.2530.0300
8" X 350	EIB 0800.2530.0350
8" X 400	EIB 0800.2530.0400
8" X 425	EIB 0800.2530.0425
8" X 475	EIB 0800.2530.0475
8" X 500	EIB 0800.2530.0500
8" X 525	EIB 0800.2530.0525
8" X 550	EIB 0800.2530.0550
8" X 600	EIB 0800.2530.0600
8" X 650	EIB 0800.2530.0650

2 1/2" I.D. X 10" Long

RATE	P/N
10" X 200	EIB 1000.2530.0200
10" X 225	EIB 1000.2530.0225
10" X 250	EIB 1000.2530.0250
10" X 275	EIB 1000.2530.0275
10" X 300	EIB 1000.2530.0300
10" X 325	EIB 1000.2530.0325
10" X 350	EIB 1000.2530.0350
10" X 375	EIB 1000.2530.0375
10" X 400	EIB 1000.2530.0400

2 1/2" I.D. X 12" Long

RATE	P/N
12" X 100	EIB 1200.2530.0100
12" X 125	EIB 1200.2530.0125
12" X 150	EIB 1200.2530.0150
12" X 165	EIB 1200.2530.0165
12" X 175	EIB 1200.2530.0175
12" X 185	EIB 1200.2530.0185
12" X 200	EIB 1200.2530.0200
12" X 225	EIB 1200.2530.0225
12" X 250	EIB 1200.2530.0250
12" X 275	EIB 1200.2530.0275
12" X 300	EIB 1200.2530.0300
12" X 325	EIB 1200.2530.0325
12" X 350	EIB 1200.2530.0350
12" X 375	EIB 1200.2530.0375
12" X 400	EIB 1200.2530.0400


2 1/2" I.D. X 14" Long

RATE	P/N
14" X 100	EIB 1400.2530.0100
14" X 125	EIB 1400.2530.0125
14" X 150	EIB 1400.2530.0150
14" X 175	EIB 1400.2530.0175
14" X 185	EIB 1400.2530.0185
14" X 200	EIB 1400.2530.0200
14" X 225	EIB 1400.2530.0225
14" X 250	EIB 1400.2530.0250
14" X 275	EIB 1400.2530.0275
14" X 300	EIB 1400.2530.0300

2 1/2" I.D. X 16" Long

RATE	P/N
16" X 100	EIB 1600.2530.0100
16" X 125	EIB 1600.2530.0125
16" X 150	EIB 1600.2530.0150
16" X 165	EIB 1600.2530.0165
16" X 175	EIB 1600.2530.0175
16" X 200	EIB 1600.2530.0200
16" X 225	EIB 1600.2530.0225
16" X 250	EIB 1600.2530.0250

EIBACH 2 1/2" I.D. XT PLATINUM BARREL SPRINGS



EIB P1600.2530.0150

2 1/2" I.D. X 10" Long

RATE	P/N
10" X 200	EIB P1000.2530.0200

2 1/2" I.D. X 14" Long

RATE	P/N
14" X 100	EIB P1400.2530.0100
14" X 200	EIB P1400.2530.0200
14" X 225	EIB P1400.2530.0225

2 1/2" I.D. X 16" Long

RATE	P/N
16" X 50	EIB P1600.2530.0050
16" X 75	EIB P1600.2530.0075
16" X 100	EIB P1600.2530.0100
16" X 125	EIB P1600.2530.0125
16" X 150	EIB P1600.2530.0150
16" X 175	EIB P1600.2530.0175
16" X 200	EIB P1600.2530.0200

TAKE UP / TENDER SPRINGS



PCR 310-3006-005

Integra Take Up Springs

FREE LENGTH	SPRING RATE	TRAVEL	BLOCK HEIGHT	P/N
6"	5#	5.25"	0.75"	PCR 310-3006-005



EIB 0175.250.0150

EIB 0350.250.0075

Eibach Linear Tender Springs

FREE LENGTH	SPRING RATE	TRAVEL	BLOCK HEIGHT	P/N
2.64"	150#	1.75"	0.89"	EIB 0175.250.0150
3.05"	200#	1.75"	1.30"	EIB 0175.250.0200
2.79"	250#	1.75"	1.04"	EIB 0175.250.0250
3.27"	300#	1.75"	2.02"	EIB 0175.250.0300
3.90"	150#	2.25"	1.65"	EIB 0225.250.0150
3.55"	200#	2.25"	1.30"	EIB 0225.250.0200
3.94"	250#	2.25"	1.69"	EIB 0225.250.0250
3.94"	300#	2.25"	1.69"	EIB 0225.250.0300
5"	25#	3.74"	1.26"	EIB 0350.250.0025
5"	50#	3.62"	1.38"	EIB 0350.250.0050
5"	75#	3.62"	1.38"	EIB 0350.250.0075
5"	100#	3.62"	1.38"	EIB 0350.250.0100

SPRING DIVIDERS



PCR 310-30400

PCR 310-30549-1

BRP 597

AFC 20183-1

FOX 234-00-010-B

EIB SPACER250

Did You Know...

These spring dividers are used to connect main springs and tender or take-up springs. They keep the springs properly aligned so they won't rub on the shock! They are a must when running a take-up or tender, or if you are stacking springs.

DESCRIPTION	P/N
Integra Nylon Slider - Centered Flange, 2.025" I.D. x 1" long	PCR 310-30400
Integra Nylon Slider - Offset Flange, 2.025" I.D. x 2.625" long	PCR 310-30549-1
Aluminum Spring Divider - 2.380" I.D. - Red Anodized	BRP 597
Aluminum Spring Divider - 2.380" I.D. - Black Anodized	BRP 597BK
Fox Nylon Spring Divider - 2.130" I.D.	FOX 234-00-010-B
Afco Nylon Spring Divider - 2.200" I.D.	AFC 20183-1
Eibach Aluminum Spring Divider - 2.40" I.D. - Black Anodized	EIB SPACER250

LOCK OUT NUTS



PCR 310-30550-1

PCR 310-30552

FOX 234-00-356-2

DESCRIPTION	P/N
Integra Dual Stage Nut - Nut Only	PCR 310 30550-1
Integra Grip Stack Dual Stage Nut Assembly	PCR 310-30552
Fox Dual Stage Nut - Nut Only	FOX 234-00-356-2

COIL OVER COVERS



NOTE: SHOCK SOLD SEPARATELY

Kirkey Spring Covers - Sold In Pairs

DESCRIPTION	P/N
5" X 18" Black Spring Covers (set of 2)	KIR 00041

Integra Spring Cover - Sold In Pairs

DESCRIPTION	P/N
Fits 10" - 12" Coil Spring - Velcro / Cloth Spring Covers (set of 2)	PCR 310-30650
Fits 14" Coil Spring - Velcro / Cloth Spring Covers (set of 2)	PCR 310-30651
17" Long Armor Coil Over Covers (set of 2)	PCR 310-30656
19" Long Armor Coil Over Covers (set of 2)	PCR 310-30657

Eibach Spring Covers - Sold In Pairs

DESCRIPTION	P/N
Nylon Spring Cover - Fits 8" or 10" Coils - 2 1/2" I.D.	EIB ESB10.250
Nylon Spring Cover - Fits 10" or 12" Coils - 2 1/2" or 3" I.D.	EIB ESB12.300
Nylon Spring Cover - Fits 12" or 14" Coils - 2 1/2" or 3" I.D.	EIB ESB14.300
Nylon Spring Cover - Fits 14" or 16" Coils - 2 1/2" or 3" I.D.	EIB ESB16.300

Outerwears Spring Covers - Sold In Pairs

DESCRIPTION	P/N
Shockwears 5" X 13" Cloth Spring Covers (set of 2)	OUT 30-2615-01
Shockwears Armor 14" Long For Barrel Springs (set of 2)	OUT 32-2986-01
Shockwears Armor 17" Long For Barrel Springs (set of 2)	OUT 32-2987-01

COIL OVER SPRING RUBBERS



3/4" Thick Speedthane Polyurethane Spring Rubber

DESCRIPTION	P/N
3/4" Thick Speedthane Spring Rubber - Soft (RED)	PCR 310-3017-43
3/4" Thick Speedthane Spring Rubber - Medium (WHITE)	PCR 310-3017-49
3/4" Thick Speedthane Spring Rubber - Hard (BLUE)	PCR 310-3017-57
3/4" Thick Speedthane Spring Rubber - Extra Hard (YELLOW)	PCR 310-3017-62

PCR 310-3017-108



1" Thick Speedthane Polyurethane Spring Rubber

DESCRIPTION	P/N
1" Thick Speedthane Spring Rubber - Soft (RED)	PCR 310-3017-72
1" Thick Speedthane Spring Rubber - Medium (WHITE)	PCR 310-3017-96
1" Thick Speedthane Spring Rubber - Hard (BLUE)	PCR 310-3017-108

PCR 310-30113



3/4" Thick Integra Urethane Spring Rubber

DESCRIPTION	P/N
3/4" Thick Urethane Spring Rubber - Soft (YELLOW)	PCR 310-30112
3/4" Thick Urethane Spring Rubber - Medium (ORANGE)	PCR 310-30113
3/4" Thick Urethane Spring Rubber - Hard (RED)	PCR 310-30114

PCR 310-30113-1



1 1/4" Thick Integra Urethane Spring Rubber

DESCRIPTION	P/N
1 1/4" Thick Urethane Spring Rubber - Soft (YELLOW)	PCR 310-30112-1
1 1/4" Thick Urethane Spring Rubber - Medium (ORANGE)	PCR 310-30113-1
1 1/4" Thick Urethane Spring Rubber - Hard (RED)	PCR 310-30114-1

NOTE: FITS INTEGRA MX SPRINGS

Did You Know...
The thickness of a spring rubber is measured at the spring seat, not the overall height! So measure your coil gap before selecting a rubber.

1 1/2" Thick Polyurethane Spring Rubber

DESCRIPTION	EIBACH P/N	RE SUSP. P/N
60 Durometer Spring Rubber for 2 1/2" or 3" Coil Over (PURPLE)	EIB SR.2530.0060	RE SR250B-1000-60
70 Durometer Spring Rubber for 2 1/2" or 3" Coil Over (GREEN)	EIB SR.2530.0070	RE SR250B-1000-70
80 Durometer Spring Rubber for 2 1/2" or 3" Coil Over (YELLOW)	EIB SR.2530.0080	RE SR250B-1000-80
90 Durometer Spring Rubber for 2 1/2" or 3" Coil Over (BLUE)	EIB SR.2530.0090	RE SR250B-1000-90



COIL OVER BEARINGS



DESCRIPTION	P/N
2 1/2" Coil Spring Thrust Bearing Assembly (contains 2 X SUP TRA-4052, 1 X SUP TC-4052)	BRP 9507
3 1/4" OD Steel Thrust Washer - 2 1/2" ID - 1/32" Thick for Coil Over	SUP TRA-4052
3 1/4" Thrust Bearing for Coil Over Kits	SUP TC-4052

Did You Know...
Street stock springs are painted black to conform to most "stock appearing" rules.

STREET STOCK SPRINGS - NO WEDGE BOLTS



AFCO 5 1/2" X 11" Front Metric Springs

RATE	P/N
600	AFC 20600-6
700	AFC 20700-6
800	AFC 20800-6
900	AFC 20900-6
1000	AFC 21000-6
1100	AFC 21100-6
1200	AFC 21200-6
1300	AFC 21300-6
1400	AFC 21400-6

AFCO 5 1/2" X 12" Pigtail Rear Metric Springs

RATE	P/N
150	AFC 25150SS
175	AFC 25175SS
200	AFC 25200SS
225	AFC 25225SS
250	AFC 25250SS
275	AFC 25275SS
300	AFC 25300SS



5 1/2" X 11" Camaro Front Springs


RATE	P/N
600	HYP 18Z0600-11
700	HYP 18Z0700-11
800	HYP 18Z0800-11
900	HYP 18Z0900-11
1000	HYP 18Z1000-11
1100	HYP 18Z1100-11
1200	HYP 18Z1200-11
1300	HYP 18Z1300-11
1400	HYP 18Z1400-11

5 1/2" X 12" Camaro Front Springs

RATE	P/N
800	HYP 18Z0800-12
900	HYP 18Z0900-12
1000	HYP 18Z1000-12
1100	HYP 18Z1100-12
1200	HYP 18Z1200-12




LEAF SPRING ACCESSORIES



DESCRIPTION	P/N
Steel Leaf Spring Pivot Bushing	BRP 5174
Steel Leaf Spring Slider	ALL 60035
Replacement Bearing for AFC 20236S Leaf Spring Slider	AFC 20236S-2
Aluminum Shackle Plate (2 required)	BRP 5169
Steel 2 1/2" Leaf Spring Mounting Pad (works on 3" axle tube)	ALL 56126
Leaf Spring Shackle Bolt Kit	BRP 5170
Replacement Shoulder Bolt for BRP 5170	BRP 5171
Replacement Bushing for BRP 5170	BRP 5172
8" U-Bolt for 3" Tubes (comes with nuts)	AFC 20238
2 1/2" Adjustable Lowering Block	BRP 6162
1 1/2" Adjustable Lowering Block	BRP 6160



MULTI-LEAF SPRINGS



- Features:
- Chrysler type
 - made from chrome vanadium
 - tapered leaves
 - front bushings included
 - teflon rub blocks

*We have a variety of leaf spring options,
please call the retail store
for your specific needs*

WEIGHT JACK ASSEMBLIES

Did You Know...
These weight jack assemblies use
1 1/8" F jack bolts and are
used with 5" and 5 1/2" springs.




Standard Weight Jack Assemblies

SPRING DIAMETER	LENGTH	SEAT	BOLT	P/N
5" Spring	6"	STEEL	STEEL	BRP 6148
5 1/2" Spring	6"	STEEL	STEEL	BRP 6150
5" Spring	8"	STEEL	STEEL	BRP 6152
5 1/2" Spring	8"	STEEL	STEEL	BRP 6154
5" Spring	8"	STEEL	ALUMINUM	BRP 6151

Replacement Weight Jack Parts

DESCRIPTION	P/N
4" Aluminum Wedge Bolt - 1 1/8" F	BRP 6135
6" Aluminum Wedge Bolt - 1 1/8" F	BRP 6136
8" Aluminum Wedge Bolt - 1 1/8" F	BRP 6137
6" Steel Wedge Bolt - 1 1/8" F	BRP 6145
8" Steel Wedge Bolt - 1 1/8" F	BRP 6146
1 1/8" F Thread Nut	BRP 5150
5" Steel Spring Seat	BRP 6143
5 1/2" Steel Spring Seat	BRP 6144

CONVENTIONAL WEIGHT JACK ASSEMBLIES



Did You Know...
These weight jacks are made for
conventional spring type cars using
1" C weight jack bolts.

DESCRIPTION	P/N
1" C X 8" Long Steel Wedge Bolt	BRP 6130
1" C X 11" Long Steel Wedge Bolt	BRP 6131
Weld on Adjuster Plate	BRP 6133
Spring Cup	ALL 56114

COIL SPRING ADJUSTERS & SPACERS



DESCRIPTION	P/N
5" or 5 1/2" Coil Spring Spacer (I.D. open for stock mount racing)	ALL 56116
5" or 5 1/2" Coil Spring Adjustable Spring Spacer (has 2" travel)	BRP 5151
Replacement Nut	BRP 5151B
5" or 5 1/2" Coil Spring Bucket (works with any 1 1/8" F jack bolt)	BRP 5157
Rear Spring Seat (mounts 5" or 5 1/2" springs on rear axle tube)	ALL 56124

WELD ALUMINUM WHEELS



Aluminum Wide 5 Non-Beadlock Wheels

WHEEL WIDTH	BACKSPACING	WEIGHT	P/N
10"	4"	11.54#	WEL 570-5014
10"	5"	11.57#	WEL 570-5015
12"	5"	13.80#	WEL 571-5215
12"	6"	13.80#	WEL 571-5216

WHEEL WIDTH	BACKSPACING	WEIGHT	P/N
13"	3"	14.10#	WEL 571-5313
13"	4"	14.12#	WEL 571-5314
13"	5"	14.15#	WEL 571-5315
14"	3"	14.12#	WEL 571-5413
14"	4"	14.58#	WEL 571-5414
14"	5"	14.91#	WEL 571-5415



Aluminum Wide 5 Beadlock Wheels - WITH 6 BOLT COVER

WHEEL WIDTH	BACKSPACING	WEIGHT	P/N
10"	4"	11.54#	WEL 570-5014M-6
10"	5"	11.57#	WEL 570-5015M-6
12"	5"	13.80#	WEL 571-5215M-6
12"	6"	13.80#	WEL 571-5216M-6

WHEEL WIDTH	BACKSPACING	WEIGHT	P/N
13"	3"	14.10#	WEL 571-5313M-6
13"	4"	14.12#	WEL 571-5314M-6
13"	5"	14.15#	WEL 571-5315M-6
14"	3"	14.12#	WEL 571-5413M-6
14"	4"	14.58#	WEL 571-5414M-6
14"	5"	14.91#	WEL 571-5415M-6



Aluminum Wide 5 Wheel - Weld Beadlocks WELD BEAD LOCK RING INCLUDED - Weld Bolt Pattern

NOTE: WELD BEADLOCK RING MAY BE BLCK OR POLISHED

WHEEL WIDTH	BACKSPACING	WEIGHT	P/N
10"	4"	14.00#	WEL 570-5024M
12"	5"	15.75#	WEL 571-5225M
12"	6"	15.75#	WEL 571-5226M

WHEEL WIDTH	BACKSPACING	WEIGHT	P/N
13"	3"	16.20#	WEL 571-5323M
13"	4"	16.20#	WEL 571-5324M
13"	5"	16.20#	WEL 571-5325M
14"	3"	16.75#	WEL 571-5423M
14"	4"	16.75#	WEL 571-5424M
14"	5"	16.75#	WEL 571-5425M

DESCRIPTION	P/N
Weld Replacement Standard Bead Lock Ring - Black	WEL P650-5275M
Weld Replacement Standard Bead Lock Ring - Polished	WEL P650-5275
6 Bolt Full Mud Cover	WEL P650-4514A-6
Ring That Takes 3 Bolt Cover	WEL P650-5314M-6
Outer Ring With Cover	WEL P650-5315-6

** THE WELDED ON BEAD LOCK RINGS ARE WELD BOLT PATTERN. THE BEADLOCKS THAT BOLT ON ARE WELD PATTERN - 16 BOLT ON 13 7/8" CENTER**

BRP ALUMINUM BEADLOCK WHEELS



Aluminum Wide 5 Wheel - BRP Beadlock BEAD LOCK RING NOT INCLUDED - BRP Bolt Pattern


WHEEL WIDTH	BACKSPACING	WEIGHT	P/N
10"	4"	12.55#	BRW 10M4AB
10"	5"	12.55#	BRW 10M5AB
12"	4"	13.85#	BRW 12M4AB
12"	5"	13.85#	BRW 12M5AB
12"	6"	13.85#	BRW 12M6AB

WHEEL WIDTH	BACKSPACING	WEIGHT	P/N
13"	3"	14.75#	BRW 13M3AB
13"	4"	14.75#	BRW 13M4AB
13"	5"	14.75#	BRW 13M5AB
14"	3"	15.15#	BRW 14M3AB
14"	4"	15.15#	BRW 14M4AB
14"	5"	15.15#	BRW 14M5AB

** THE WELDED ON BEAD LOCK RINGS ARE BRP BOLT PATTERN. THE BEADLOCKS THAT BOLT ON ARE BRP PATTERN - 16 BOLT ON 14" CENTER**

See Page 110 for Beadlocks

BEAD LOCK RINGS



BRP 32

BRP Wheels - Single Drilled Outer Bead Lock Rings

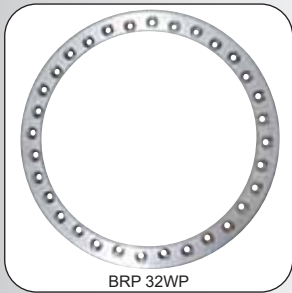
DESCRIPTION	PLAIN P/N	RED P/N	BLACK P/N
16 Hole - 1/4" Thick Billet Beadlock Ring (fits BRP Wheels)	BRP 32P	BRP 32	BRP 32BK
16 Hole - 1/2" Thick Billet Beadlock Ring (fits BRP Wheels)		BRP 32C	BRP 32CBK



BRP Wheels - 1/4" Thick Single Drilled Outer Bead Lock Rings with Tabs

DESCRIPTION	PLAIN P/N	RED P/N	BLACK P/N
16 Hole - 1/4" Thick Billet Beadlock Ring with Tabs for Lexan or Aluminum Cover (fits BRP Wheels)	BRP 32-1P	BRP 32-1	BRP 32-1BK

Did You Know...
Double drilled bead locks fit both BRP and Weld bolt patterns. They have both bolt patterns drilled so they fit every wheel!



BRP 32WP

BRP & WELD - 1/4" Thick Double Drilled Outer Bead Lock Rings

DESCRIPTION	PLAIN P/N	RED P/N	BLACK P/N
32 Hole - 1/4" Thick Billet Beadlock Ring (fits BRP and Weld Wheels)	BRP 32WP	BRP 32W	BRP 32WBK

BRP & WELD - 1/4" Thick Double Drilled Outer Bead Lock Rings with Tabs

DESCRIPTION	PLAIN P/N	RED P/N	BLACK P/N
32 Hole - 1/4" Thick Billet Beadlock Ring with holes for bolt on Aluminum Cover (fits BRP and Weld Wheels)	BRP 32-1WP	BRP 32-1W	BRP 32-1WBK



BRP 32-2

BRP & WELD - 1/4" Double Drilled Mud Lock Bead Lock Rings

DESCRIPTION	PLAIN P/N	RED P/N	BLACK P/N
32 Hole - 1/4" Thick Solid Billet Mud Lock Beadlock Ring (fits BRP and Weld Wheels)	BRP 32-2P	BRP 32-2	BRP 32-2BK
Red Plastic Cap Kit for MudLock Wheels - Comes with 1 Large Cap, and 5 Small Caps			BRP 9436



BRP 9550

BRP Wheels - Thick Tire Bead Lock

DESCRIPTION	P/N
BRP 16 bolt pattern x 5/8" thick with .300" step for 15" thick tire bead (for DragTire)	BRP 9550

PLASTIC PLUGS FOR MUD LOCKS



BRP 9436

DESCRIPTION	P/N
Red Plastic Cap Kit for MudLock Wheels - Comes with 1 Large Cap, and 5 Small Caps	BRP 9436
Single Red Small Cap (sold each)	BRP 9436A
Single Red Large Center Cap (sold each)	BRP 9436B

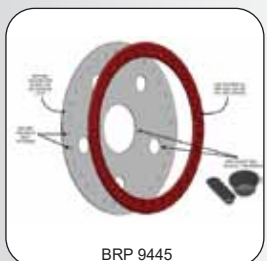
WHEEL COVERS



ALL 18558




BRP 33



BRP 9445



BRP 9447



BRP 9450



ALL 44168

BRP 9450 Hardware Includes....
Clip Nut - Part # BOL 202-395
Bolt - Part # BOL460-004
(requires 3 of each)

Lexan & Aluminum Covers

DESCRIPTION	P/N
Clear Lexan Cover for use on BRP 32-1, BRP 32-1P, BRP 32-1W, & BRP 32-1WP	BRP 33
Mudlock Conversion Plate - Bolts under existing Weld / BRP beadlock to make it a Mudlock	BRP 9445
Bolts to Outside of BRP 32-1 to make it a Mudlock (comes with hardware)	BRP 9447
.080" Aluminum Cover - comes with 3 snap in clips and 3 1/4" X 20 body bolts (bolts to BRP 32-1)	BRP 9450
Black Plastic Weld Wheel Cover - includes steel quick turn fasteners	ALL 44168

Cover Bolt Kits

DESCRIPTION	P/N
Body Bolt Kit with Clips (10 pack)	ALL 18558
Body Bolt Kit with Clips (50 pack)	ALL 18558-50



Dirt Defender Plastic Wheel Covers / Expansion Ring

DESCRIPTION	P/N
Black Plastic Wheel Cover - 15" - Expansion Ring Sold Separately	DDR 10010-2
Dark Blue Plastic Wheel Cover - 15" - Expansion Ring Sold Separately	DDR 10020-2
Light Blue Plastic Wheel Cover - 15" - Expansion Ring Sold Separately	DDR 10040-2
Neon Green Plastic Wheel Cover - 15" - Expansion Ring Sold Separately	DDR 10050-2
Neon Orange Plastic Wheel Cover - 15" - Expansion Ring Sold Separately	DDR 10060-2
Neon Pink Plastic Wheel Cover - 15" - Expansion Ring Sold Separately	DDR 10070-2
Neon Yellow Plastic Wheel Cover - 15" - Expansion Ring Sold Separately	DDR 10080-2
Neon Red Plastic Wheel Cover - 15" - Expansion Ring Sold Separately	DDR 10081-2
Orange Plastic Wheel Cover - 15" - Expansion Ring Sold Separately	DDR 10090-2
Pink Plastic Wheel Cover - 15" - Expansion Ring Sold Separately	DDR 10100-2
Purple Plastic Wheel Cover - 15" - Expansion Ring Sold Separately	DDR 10110-2
Red Plastic Wheel Cover - 15" - Expansion Ring Sold Separately	DDR 10120-2
White Plastic Wheel Cover - 15" - Expansion Ring Sold Separately	DDR 10130-2
Expansion Ring with mounting hardware - High Visibility Yellow	DDR 20020



DDR 10010-2



DDR 20020



DDR 10160-2

Dirt Defender Vented Plastic Wheel Covers

DESCRIPTION	P/N
Black Vented Plastic Wheel Cover - 15" - Expansion Ring Sold Separately	DDR 10160
Neon Green Vented Plastic Wheel Cover - 15" - Expansion Ring Sold Separately	DDR 10200
Neon Orange Vented Plastic Wheel Cover - 15" - Expansion Ring Sold Separately	DDR 10280
Neon Pink Vented Plastic Wheel Cover - 15" - Expansion Ring Sold Separately	DDR 10250
Neon Yellow Vented Plastic Wheel Cover - 15" - Expansion Ring Sold Separately	DDR 10270
Neon Red Vented Plastic Wheel Cover - 15" - Expansion Ring Sold Separately	DDR 10281
White Vented Plastic Wheel Cover - 15" - Expansion Ring Sold Separately	DDR 10240

BEAD LOCKBOLT KITS



BRP 41

BRP 39

DESCRIPTION	P/N
Brass Valve Stem	BRP 41
5/16" C Beadlock bolt and washer kit for 16 Bolt Beadlocks	BRP 39

AERO RACING WHEELS

EXAMPLE: ARW 52-085040



AERO LINE CODE 8" - Street Stock 10" - Pro Stock	RIM DIAMETER 3 = 13" 5 = 15"	RIM TYPE 0 = Standard Rolled 1 = Spun Light 2 = Rolled Light IMCA 3 = Rolled Light Beadlock 5 = Special Rolled 8 = Special Rolled Light 9 = Sprint Cup	RIM COLOUR 0 = Silver 1 = Black 2 = Chrome	RIM WIDTH 0 = 10" 4 = 14" 5 = 15" 6 = 6" 7 = 7" 8 = 8" 9 = 9"	BOLT CIRCLE 45 = 5 on 4.5" 47 = 5 on 4.75" 50 = 5 on 5" 05 = Wide 5 40 = 4 on 4" 42 = 4 on 4.25" 45 = 4 on 4.5"	BACK SPACING 1 = 1" 2 = 2" 3 = 3" 4 = 4" 5 = 5"	BACK SPACING HALF SIZES 0 = 0 1 = 1/8" 5 = 1/2"
---	---	--	--	---	---	---	---



30 Series - 13" Standard Rolled

Rim Type	Color	Width	Bolt Circle	Offset	Weight	P/N
Standard Rolled	silver	13 X 7"	4 on 4 1/2"	2"	17#	ARW 30-074520
Standard Rolled	chrome	13 X 7"	4 on 4 1/2"	2"	17#	ARW 30-274520
Standard Rolled	black	13 X 7"	4 on 4"	3 1/2"	17#	ARW 30-174035
Standard Rolled	black	13 X 7"	4 on 4 1/2"	2"	17#	ARW 30-174520
Standard Rolled	chrome	13 X 7"	4 on 4 1/2"	2"	17#	ARW 30-174530
Standard Rolled	black	13 X 8"	4 on 4"	3"	17#	ARW 30-184030



51 Series - 15" Spun Light

Rim Type	Color	Width	Bolt Circle	Offset	Weight	P/N
Spun Light	black	15" X 10"	Wide 5	3"	18#	ARW 51-100530
Spun Light	black	15" X 10"	Wide 5	4"	18#	ARW 51-100540
Spun Light	black	15" X 10"	Wide 5	5"	18#	ARW 51-100550
Spun Light	black	15" X 10"	Wide 5	6"	18#	ARW 51-100560
Spun Light	black	15" X 8"	5 on 5"	4"	18#	ARW 51-185040
Spun Light	chrome	15" X 10"	Wide 5	3"	18#	ARW 51-200530
Spun Light	chrome	15" X 10"	Wide 5	4"	18#	ARW 51-200540
Spun Light	chrome	15" X 10"	Wide 5	5"	18#	ARW 51-200550
Spun Light	chrome	15" X 14"	Wide 5	4"	18#	ARW 51-240540
loader wheel	black	15" X 8"	Wide 5	2"	NA	CLE 8902



33 Series - 13" Rolled Light Beadlock

Rim Type	Color	Width	Bolt Circle	Offset	Weight	P/N
Rolled Light Beadlock	chrome	13 X 7"	4 on 4 1/2"	2"	20#	ARW 33-274520
Rolled Light Beadlock	silver	13 X 7"	4 on 4 1/2"	2"	20#	ARW 33-074520S
Rolled Light Beadlock	silver	13 X 8"	4 on 4 1/2"	2"	20#	ARW 33-084520S
Rolled Light Beadlock	black	13 X 7"	4 on 4 1/2"	2"	20#	ARW 33-174520B
Rolled Light Beadlock	black	13 X 8"	4 on 4"	2"	20#	ARW 33-184020B
Rolled Light Beadlock	black	13 X 8"	4 on 4"	3"	20#	ARW 33-184030B
Rolled Light Beadlock	black	13 X 8"	4 on 4"	2"	20#	ARW 33-184520B



52 Series - 15" Rolled Light IMCA

Rim Type	Color	Width	Bolt Circle	Offset	Weight	P/N
Rolled Light	black	15" X 8"	5 on 4 3/4"	2"	19#	ARW 52-184720
Rolled Light	black	15" X 8"	5 on 4 3/4"	3"	19#	ARW 52-184730
Rolled Light	black	15" X 8"	5 on 4 3/4"	4"	19#	ARW 52-184740
Rolled Light	chrome	15" X 8"	5 on 4 3/4"	4"	19#	ARW 52-284740



50 Series - 15" Standard Rolled

Rim Type	Color	Width	Bolt Circle	Offset	Weight	P/N
Standard Rolled	black	15 X 7"	5 on 4 3/4"	2"	21#	ARW 50-174720
Standard Rolled	black	15 X 7"	5 on 4 3/4"	3"	21#	ARW 50-174730
Standard Rolled	silver	15 X 8"	5 on 4 3/4"	2"	24#	ARW 50-084720
Standard Rolled	silver	15 X 8"	5 on 4 3/4"	3"	24#	ARW 50-084730
Standard Rolled	silver	15 X 8"	5 on 4 3/4"	3 1/2"	24#	ARW 50-084735
Standard Rolled	silver	15 X 8"	5 on 4 3/4"	4"	24#	ARW 50-084740
Standard Rolled	chrome	15 X 8"	5 on 4 3/4"	2"	24#	ARW 50-284720
Standard Rolled	chrome	15 X 8"	5 on 4 3/4"	3"	24#	ARW 50-284730
Standard Rolled	chrome	15 X 8"	5 on 4 3/4"	4"	24#	ARW 50-284740
Standard Rolled	chrome	15 X 8"	5 on 4 3/4"	4"	24#	ARW 50-284740
Standard Rolled	silver	15 X 8"	5 on 4 1/2"	3"	24#	ARW 50-084530
Standard Rolled	black	15 X 8"	5 on 4 1/2"	3"	24#	ARW 50-184530
Standard Rolled	black	15 X 8"	5 on 4 3/4"	2"	24#	ARW 50-184720
Standard Rolled	black	15 X 8"	5 on 4 3/4"	3"	24#	ARW 50-184730
Standard Rolled	black	15 X 8"	5 on 4 3/4"	4"	24#	ARW 50-184740
Standard Rolled	chrome	15 X 8"	5 on 4 3/4"	2"	24#	ARW 50-284720
Standard Rolled	chrome	15 X 8"	5 on 4 3/4"	3"	24#	ARW 50-284730



53 Series - 15" Rolled Light Beadlock


Rim Type	Color	Width	Bolt Circle	Offset	Weight	P/N
Rolled Light Beadlock	silver	15" X 10"	5 on 4 3/4"	3"	26#	ARW 53-004730S
Rolled Light Beadlock	chrome	15" X 10"	5 on 4 3/4"	3"	26#	ARW 53-204730
Rolled Light Beadlock	silver	15" X 10"	5 on 4 3/4"	4"	26#	ARW 53-004740S
Rolled Light Beadlock	silver	15" X 8"	5 on 4 3/4"	3"	26#	ARW 53-084730S
Rolled Light Beadlock	silver	15" X 8"	5 on 4 3/4"	4"	26#	ARW 53-084740S
Rolled Light Beadlock	black	15" X 10"	5 on 4 3/4"	3"	26#	ARW 53-104730B
Rolled Light Beadlock	black	15" X 8"	5 on 4 3/4"	3"	26#	ARW 53-184730B
Rolled Light Beadlock	chrome	15" X 8"	5 on 4 3/4"	3"	26#	ARW 53-284730



58 Series - 15" Rolled Light

Rim Type	Color	Width	Bolt Circle	Offset	Weight	P/N
Rolled Light	silver	15" X 10"	5 on 4 3/4"	3"	22#	ARW 58-004730
Rolled Light	silver	15" X 10"	5 on 4 3/4"	4"	22#	ARW 58-004740
Rolled Light	black	15" X 10"	5 on 5"	4"	22#	ARW 58-105040
Rolled Light	black	15" X 10"	5 on 5"	5 1/2"	22#	ARW 58-105055
Rolled Light	chrome	15" X 10"	5 on 4 3/4"	3"	22#	ARW 58-204730
Rolled Light	chrome	15" X 10"	5 on 4 3/4"	2"	22#	ARW 58-204720

Steel Outer Beadlock Rings



DESCRIPTION	P/N
15" Chrome Outer Beadlock Ring	ARW 54-500004
15" Yellow Outer Bead Lock Ring	ARW 54-500002
13" Black Outer Beadlock Ring	ARW 54-500032
Rim Straightening Wrench	ARW 54-500005
Package of 16 Beadlock Bolts	ARW 54-500003

WIDE 5 WHEEL SPACERS



Billet Aluminum Wheel Spacers

DESCRIPTION	WEIGHT	P/N
1/4" Thick Wide 5 Spacer	0.80#	BRP 148
3/8" Thick Wide 5 Spacer	1.20#	BRP 151
1/2" Thick Wide 5 Spacer	1.60#	BRP 152
1/4" Thick Spacer with 5/8" hole (sold each) 5 required per wheel	0.10#	BRP 768



Billet Aluminum Wheel Spacers

DESCRIPTION	WEIGHT	P/N
1" Heavy Duty Wide 5 Aluminum Wheel Spacer	4.55#	BRP 9685
1" Wide 5 Aluminum Wheel Spacer	3.90#	BRP 156
1 1/2" Wide 5 Aluminum Wheel Spacer	4.25#	BRP 154
2" Wide 5 Aluminum Wheel Spacer	4.65#	BRP 155
1" Wide 5 Wheel Spacer (includes 5 shortened studs for hub when 5 hole wheel is used)	3.90#	BRP 153

Wilwood Aluminum Wheel Spacer

DESCRIPTION	WEIGHT	P/N
2" Wide 5 Wheel Spacer	4.2#	WIL 270-2189C

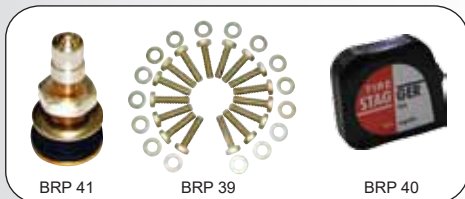
FOAM MUD PLUGS



DESCRIPTION	P/N
5" Thick Black Foam	ALL 44150
5" Thick Red Foam	ALL 44151
5" Thick Blue Foam	ALL 44152
5" Thick Orange Foam	ALL 44153
5" Thick Yellow Foam	ALL 44154
Plastic Mud Cover - Weld Style	ALL 44168

SEE PAGE 112 FOR DIRT DEFENDER PLASTIC COVERS

ACCESSORIES




DESCRIPTION	P/N
5/8" Brass Valve Stem	BRP 41
5/16" C Beadlock Bolt Kit (16 grade 8 bolts and washers)	BRP 39
Tire Tape Measure	BRP 40
Deluxe Tire Tape Measure - has triangle tip end	ALL 10112

WIDE 5 WHEEL ADAPTORS



3/8" Plain Aluminum Wide 5 Wheel Adaptors

DESCRIPTION	P/N
2" Pilot hole Blank to Wide 5	BRP 136
5 on 5 1/2" to Wide 5	BRP 137
6 on 5 1/2" to Wide 5	BRP 139
8 on 6 1/2" to Wide 5	BRP 140
5 on 4 1/2" to Wide 5	BRP 141
5 on 4 3/4" to Wide 5	BRP 142
5 on 5" to Wide 5	BRP 143
Replacement Wheel Stud	BRP 2060



1/2" Red Anodized Wide 5 Aluminum Wheel Adaptors

DESCRIPTION	P/N
5 on 5" to Wide 5	BRP 128
6 on 5" to Wide 5	BRP 129
Lightweight 6 on 5" to Wide 5	BRP 130
Lightweight 5 on 4 1/2", 5 on 4 3/4" & 5 on 5" Multi-Hole adaptor to Wide 5	BRP 131
6 on 5 1/2" to Wide 5	BRP 132
5 on 5 1/2" to Wide 5	BRP 133
Replacement Wheel Stud	BRP 2060

5/8" Red Anodized Wide 5 Aluminum Wheel Adaptors

DESCRIPTION	P/N
6 on 5" to Wide 5	BRP 135

6 ON 5" / 5 ON 5" WHEEL SPACERS



DESCRIPTION	P/N
6 on 5" or 5 on 5" X 3/8" Thick	BRP 150
6 on 5" or 5 on 5" X 1/4" Thick	BRP 150-2
6 on 5" or 5 on 5" X 5/16" Thick	BRP 150-3

Did You Know...
These wheel spacers will work on both 6 on 5" and 5 on 5" bolt patterns!

4 ON 4 1/2" WHEEL SPACERS



DESCRIPTION	P/N
4 on 4 1/2" X 1/4" Thick	BRP 8027
4 on 4 1/2" X 3/8" Thick	BRP 8028
4 on 4 1/2" X 1/2" Thick	BRP 8029

EARLS PRO-LITE 350 HOSE



Did You Know...

The Pro-Lite 350 hose will work with either the red / blue fittings on page 117 or the black fittings on this page!



DESCRIPTION	HOSE I.D.	HOSE O.D.	MAX OPERATING PSI	BEND RADIUS	P/N
#4 Braided Hose	.220"	.440"	350#	2"	EAR 350004ERL
#6 Braided Hose	.350"	.550"	350#	2.25"	EAR 350006ERL
#8 Braided Hose	.440"	.650"	350#	3.5"	EAR 350008ERL
#10 Braided Hose	.570"	.800"	350#	4"	EAR 350010ERL
#12 Braided Hose	.690"	.940"	350#	4.5"	EAR 350012ERL
#16 Braided Hose	.880"	1.16"	350#	5.5"	EAR 350016ERL

Pro Lite 350 hose has a tough, abrasion resistant Nylon sheathing, bonded to the textile inner braid embedded in the synthetic rubber liner. This gives the hose incredible flexibility while maintaining the ability to withstand high vacuum and hot oil temperatures.

Did You Know...

The nylon hose will work with either the red / blue fittings on page 117 or the black fittings on this page!

XRP XR-31 LIGHTWEIGHT NYLON BRAIDED HOSE



Lightweight Nylon Braided Hose

SOLD BY THE FOOT

DESCRIPTION	HOSE I.D.	HOSE O.D.	MAX OPERATING PSI	BURST PRESSURE PSI	BEND RADIUS	P/N
#4 Lightweight Hose	.220"	.440"	500#	2000#	2"	XRP 3104-00
#6 Lightweight Hose	.350"	.560"	500#	2000#	2.5"	XRP 3106-00
#8 Lightweight Hose	.440"	.670"	500#	2000#	3.5"	XRP 3108-00
#10 Lightweight Hose	.570"	.820"	500#	2000#	4"	XRP 3110-00
#12 Lightweight Hose	.690"	.960"	350#	1400#	4.5"	XRP 3112-00
#16 Lightweight Hose	.880"	1.15"	350#	1400#	5.5"	XRP 3116-00
#20 Lightweight Hose	1.125"	1.437"	350#	1400#	8"	XRP 3120-00



Double Swivel, Triple Sealed Hose Ends (Black)



Straight

SIZE	P/N
4	XRP 100004BB
6	XRP 100006BB
8	XRP 100008BB
10	XRP 100010BB
12	XRP 100012BB
16	XRP 100016BB
20	XRP 100020BB
16 hose 12 nut	XRP 100017BB



45°

SIZE	P/N
6	XRP 204506BB
8	XRP 204508BB
10	XRP 204510BB
12	XRP 204512BB
16	XRP 204516BB



90°

SIZE	P/N
4	XRP 109004BB
6	XRP 209006BB
8	XRP 209008BB
10	XRP 209010BB
12	XRP 209012BB
16	XRP 209016BB



120°

SIZE	P/N
6	XRP 212006BB
8	XRP 212008BB
10	XRP 212010BB
12	XRP 212012BB
16	XRP 212016BB



150°

SIZE	P/N
6	XRP 215006BB
8	XRP 215008BB
10	XRP 215010BB
12	XRP 215012BB
16	XRP 215016BB
12 hose 16 nut	XRP 215013BB
6 hose 8 nut	XRP 215068BB



180°

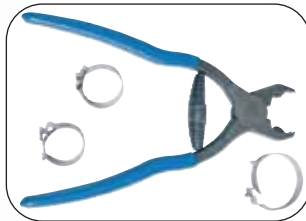
SIZE	P/N
6	XRP 218006BB
8	XRP 218008BB
10	XRP 218010BB
12	XRP 218012BB
16	XRP 218016BB

PLUMBING & FITTINGS

XRP PUSH ON HOSE AND FITTINGS



Did You Know...
The blue hose will work with either the red / blue fittings or the black fittings!







Blue Push On Hose SOLD BY THE FOOT

DESCRIPTION	I.D.	O.D.	BEND RADIUS	P/N
#4 Push On Hose	1/4"	.500"	3"	XRP 340004
#6 Push On Hose	3/8"	.625"	3"	XRP 340006
#8 Push On Hose	1/2"	.750"	5"	XRP 340008
#10 Push On Hose	5/8"	.900"	6"	XRP 340010
#12 Push On Hose	3/4"	1.030"	7"	XRP 340012

Ensure Clamps

SIZE	P/N
4 (pack of 4)	XRP 818404
6 (pack of 4)	XRP 818406
8 (pack of 4)	XRP 818408
10 (pack of 4)	XRP 818410
12 (pack of 4)	XRP 818412
PLIERS	XRP 818000



Aluminum Straight

SIZE	P/N
4	XRP 230004
6	XRP 230006
8	XRP 230008
10	XRP 230010
12	XRP 230012

Aluminum 45°

SIZE	P/N
4	XRP 234504
6	XRP 234506
8	XRP 234508
10	XRP 234510
12	XRP 234512

Aluminum 90°

SIZE	P/N
4	XRP 239004
6	XRP 239006
8	XRP 239008
10	XRP 239010
12	XRP 239012

Aluminum 120°

SIZE	P/N
4	XRP 231204
6	XRP 231206
8	XRP 231208
10	XRP 231210
12	XRP 231212

Aluminum 150°

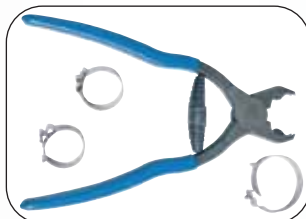
SIZE	P/N
4	XRP 231504
6	XRP 231506
8	XRP 231508
10	XRP 231510
12	XRP 231512

Aluminum 180°

SIZE	P/N
4	XRP 231804
6	XRP 231806
8	XRP 231808
10	XRP 231810
12	XRP 231812



Did You Know...
The black hose will work with either the red / blue fittings or the black fittings!



Black Push On Hose SOLD BY THE FOOT

DESCRIPTION	I.D.	O.D.	BEND RADIUS	P/N
#4 Push On Hose	1/4"	.500"	3"	XRP 520004
#6 Push On Hose	3/8"	.625"	3"	XRP 520006
#8 Push On Hose	1/2"	.750"	5"	XRP 520008
#10 Push On Hose	5/8"	.900"	6"	XRP 520010
#12 Push On Hose	3/4"	1.030"	7"	XRP 520012

Ensure Clamps

SIZE	P/N
4 (pack of 4)	XRP 818404
6 (pack of 4)	XRP 818406
8 (pack of 4)	XRP 818408
10 (pack of 4)	XRP 818410
12 (pack of 4)	XRP 818412
PLIERS	XRP 818000



Aluminum Straight

SIZE	P/N
4	XRP 230004BB
6	XRP 230006BB
8	XRP 230008BB
10	XRP 230010BB
12	XRP 230012BB

Aluminum 45°

SIZE	P/N
4	XRP 234504BB
6	XRP 234506BB
8	XRP 234508BB
10	XRP 234510BB
12	XRP 234512BB

Aluminum 90°

SIZE	P/N
4	XRP 239004BB
6	XRP 239006BB
8	XRP 239008BB
10	XRP 239010BB
12	XRP 239012BB

Aluminum 120°

SIZE	P/N
4	XRP 231204BB
6	XRP 231206BB
8	XRP 231208BB
10	XRP 231210BB
12	XRP 231212BB

Aluminum 150°

SIZE	P/N
4	XRP 231504BB
6	XRP 231506BB
8	XRP 231508BB
10	XRP 231510BB
12	XRP 231512BB

Aluminum 180°

SIZE	P/N
4	XRP 231804BB
6	XRP 231806BB
8	XRP 231808BB
10	XRP 231810BB
12	XRP 231812BB

Did You Know...

The stainless hose will work with either the red / blue fittings or the black fittings on page 115!

XRP STEEL BRAIDED HOSE AND FITTINGS



Stainless Steel Braided Hose

SOLD BY THE FOOT


DESCRIPTION	HOSE I.D.	HOSE O.D.	MAX OPERATING PSI	BURST PRESSURE PSI	BEND RADIUS	P/N
#4 Braided Hose	.219"	.438"	1500#	6000#	2"	XRP 300004
#6 Braided Hose	.344"	.547"	1500#	6000#	2.5"	XRP 300006
#8 Braided Hose	.438"	.641"	1250#	5000#	3.5"	XRP 300008
#10 Braided Hose	.562"	.797"	1250#	5000#	4"	XRP 300010
#12 Braided Hose	.688"	.928"	1000#	4000#	4.5"	XRP 300012
#16 Braided Hose	.875"	1.156"	750#	3000#	5.5"	XRP 300016

Double Swivel, Triple Sealed Hose Ends (Red/Blue)



Straight

SIZE	P/N
4	XRP 100004
6	XRP 100006
8	XRP 100008
10	XRP 100010
12	XRP 100012
16	XRP 100016
20	XRP 100020



45°

SIZE	P/N
6	XRP 204506
8	XRP 204508
10	XRP 204510
12	XRP 204512
16	XRP 204516



90°

SIZE	P/N
4	XRP 109004
6	XRP 209006
8	XRP 209008
10	XRP 209010
12	XRP 209012
16	XRP 209016



120°

SIZE	P/N
6	XRP 212006
8	XRP 212008
10	XRP 212010
12	XRP 212012
16	XRP 212016



150°

SIZE	P/N
6	XRP 215006
8	XRP 215008
10	XRP 215010
12	XRP 215012
16	XRP 215016



180°

SIZE	P/N
6	XRP 218006
8	XRP 218008
10	XRP 218010
12	XRP 218012
16	XRP 218016

SEE PAGE 115 FOR BLACK HOSE ENDS

XRP Fire Sleeve



SIZE	P/N
4	XRP 320204
6	XRP 320206
8	XRP 320208

SIZE	P/N
10	XRP 320210
12	XRP 320212
16	XRP 320216

Non Swivel Hose Fittings



Aluminum - 45°

SIZE	BLUE P/N	BLACK P/N
4	XRP 104504	XRP 104504BB
20	XRP 104520	XRP 104520BB

Aluminum - 90°

SIZE	BLUE P/N	BLACK P/N
4	XRP 109004	XRP 109004BB
20	XRP 109020	XRP 109020BB



Aluminum - 290 Series
90° Female Coupler

SIZE	BLUE P/N	BLACK P/N
6	XRP 929006	XRP 929006BB
8	XRP 929008	XRP 929008BB
10	XRP 929010	XRP 929010BB
12	XRP 929012	XRP 929012BB



Aluminum - 245 Series
45° Female Coupler

SIZE	BLUE P/N	BLACK P/N
6	XRP 924506	XRP 924506BB
8	XRP 924508	XRP 921208BB
10	XRP 924510	XRP 924510BB
12	XRP 924512	XRP 924512BB



Aluminum - 205 Series
Female Swivel to Male Flare

SIZE	BLUE P/N	BLACK P/N
6	XRP 920506	XRP 920506BB
8	XRP 920508	XRP 920508BB
10	XRP 920510	XRP 920510BB
12	XRP 920512	XRP 920512BB

XRP ALUMINUM ADAPTOR FITTINGS



**Aluminum - 832 Series
Bulkhead Union**

SIZE	BLUE P/N	BLACK P/N
3	XRP 983203	XRP 983203BB
4	XRP 983204	XRP 983204BB
6	XRP 983206	XRP 983206BB
8	XRP 983208	XRP 983208BB
10	XRP 983210	XRP 983210BB
12	XRP 983212	XRP 983212BB
16	XRP 983216	XRP 983216BB



**Aluminum 833 Series
90° Bulkhead Union**

SIZE	BLUE P/N	BLACK P/N
3	XRP 983303	XRP 983303BB
4	XRP 983304	XRP 983304BB
6	XRP 983306	XRP 983306BB
8	XRP 983308	XRP 983308BB
10	XRP 983310	XRP 983310BB
12	XRP 983312	XRP 983312BB
16	XRP 983316	XRP 983316BB



**Aluminum - 837 Series
45° Bulkhead Union**

SIZE	BLUE P/N	BLACK P/N
3	XRP 983703	XRP 983703BB
4	XRP 983704	XRP 983704BB
6	XRP 983706	XRP 983706BB
8	XRP 983708	XRP 983708BB
10	XRP 983710	XRP 983710BB
12	XRP 983712	XRP 983712BB
16	XRP 983716	XRP 983716BB




**Aluminum - 834 Series
Bulkhead Union Tee**

SIZE	BLUE P/N	BLACK P/N
3	XRP 983403	XRP 983403BB
4	XRP 983404	XRP 983404BB
6	XRP 983406	XRP 983406BB
8	XRP 983408	XRP 983408BB
10	XRP 983410	XRP 983410BB
12	XRP 983412	XRP 983412BB
16	XRP 983416	XRP 983416BB



**Aluminum - 824 Series
Union Tee**

SIZE	BLUE P/N	BLACK P/N
3	XRP 982403	XRP 982403BB
4	XRP 982404	XRP 982404BB
6	XRP 982406	XRP 982406BB
8	XRP 982408	XRP 982408BB
10	XRP 982410	XRP 982410BB
12	XRP 982412	XRP 982412BB
16	XRP 982416	XRP 982416BB



**Aluminum - 804 Series
Bulkhead Union Run On**

SIZE	BLUE P/N	BLACK P/N
3	XRP 980403	XRP 980403BB
4	XRP 980404	XRP 980404BB
6	XRP 980406	XRP 980406BB
8	XRP 980408	XRP 980408BB
10	XRP 980410	XRP 980410BB
12	XRP 980412	XRP 980412BB
16	XRP 980416	XRP 980416BB




**Aluminum - 002 Series
Female Flare Tee**

SIZE	BLUE P/N	BLACK P/N
3	XRP 900203	XRP 900203BB
4	XRP 900204	XRP 900204BB
6	XRP 900206	XRP 900206BB
8	XRP 900208	XRP 900208BB
10	XRP 900210	XRP 900210BB
12	XRP 900212	XRP 900212BB
16	XRP 900216	XRP 900216BB




**Aluminum - 003 Series
Swivel Run On**

SIZE	BLUE P/N	BLACK P/N
3	XRP 900303	XRP 900303BB
4	XRP 900304	XRP 900304BB
6	XRP 900306	XRP 900306BB
8	XRP 900308	XRP 900308BB
10	XRP 900310	XRP 900310BB
12	XRP 900312	XRP 900312BB
16	XRP 900316	XRP 900316BB



**Aluminum 826 Series
AN - NPT Run On Tee**

SIZE	BLUE P/N	BLACK P/N
3 - 1/8" NPT	XRP 982603	XRP 982603BB
4 - 1/8" NPT	XRP 982604	XRP 982604BB
6 - 1/4" NPT	XRP 982606	XRP 982606BB
8 - 3/8" NPT	XRP 982608	XRP 982608BB
10 - 1/2" NPT	XRP 982610	XRP 982610BB




**Aluminum - 825 Series
AN - NPT Male Tee**

SIZE	BLUE P/N	BLACK P/N
3 - 1/8" NPT	XRP 982503	XRP 982503BB
4 - 1/8" NPT	XRP 982504	XRP 982504BB
6 - 1/4" NPT	XRP 982506	XRP 982506BB
8 - 3/8" NPT	XRP 982508	XRP 982508BB
10 - 1/2" NPT	XRP 982510	XRP 982510BB



**Aluminum - 917 Series
NPT Tee**

SIZE	BLUE P/N	BLACK P/N
1/8" NPT	XRP 991701	XRP 991701BB
1/4" NPT	XRP 991702	XRP 991702BB
3/8" NPT	XRP 991703	XRP 991703BB
1/2" NPT	XRP 991704	XRP 991704BB
3/4" NPT	XRP 991706	XRP 991706BB



**Aluminum - 924 Series
Nuts**

SIZE	BLUE P/N	BLACK P/N
3	XRP 992403	XRP 992403BB
4	XRP 992404	XRP 992404BB
6	XRP 992406	XRP 992406BB
8	XRP 992408	XRP 992408BB
10	XRP 992410	XRP 992410BB
12	XRP 992412	XRP 992412BB
16	XRP 992416	XRP 992416BB




**Aluminum - 911 Series
Male NPT Nipple**

SIZE	BLUE P/N	BLACK P/N
1/8" NPT	XRP 991101	XRP 991101BB
1/4" NPT	XRP 991102	XRP 991102BB
3/8" NPT	XRP 991103	XRP 991103BB
1/2" NPT	XRP 991104	XRP 991104BB
3/4" NPT	XRP 991106	XRP 991106BB




**Aluminum - 910 Series
Female NPT Union**

SIZE	BLUE P/N	BLACK P/N
1/8" NPT	XRP 991001	XRP 991001BB
1/4" NPT	XRP 991002	XRP 991002BB
3/8" NPT	XRP 991003	XRP 991003BB
1/2" NPT	XRP 991004	XRP 991004BB
3/4" NPT	XRP 991006	XRP 991006BB



**Aluminum - 001 Series
Female Flare Swivel**

SIZE	BLUE P/N	BLACK P/N
4	XRP 900104	XRP 900104BB
6	XRP 900106	XRP 900106BB
8	XRP 900108	XRP 900108BB
10	XRP 900110	XRP 900110BB
12	XRP 900112	XRP 900112BB
16	XRP 900116	XRP 900116BB
8-6	XRP 900186	XRP 900186BB



**Aluminum - 818 Series
Tube Nuts (use 819 Sleeve)**

SIZE	BLUE P/N	BLACK P/N
3	XRP 981803	XRP 981803BB
4	XRP 981804	XRP 981804BB
6	XRP 981806	XRP 981806BB
8	XRP 981808	XRP 981808BB
10	XRP 981810	XRP 981810BB
12	XRP 981812	XRP 981812BB
16	XRP 981816	XRP 981816BB



Aluminum - 816 Series
Straight Male NPT - AN

SIZE	BLUE P/N	BLACK P/N
3 - 1/8" NPT	XRP 981603	XRP 981603BB
3 - 1/4" NPT	XRP 981634	XRP 981634BB
3 - 3/8" NPT	XRP 981636	XRP 981636BB
4 - 1/8" NPT	XRP 981604	XRP 981604BB
4 - 1/4" NPT	XRP 981644	XRP 981644BB
4 - 3/8" NPT	XRP 981646	XRP 981646BB
6 - 1/8" NPT	XRP 981662	XRP 981662BB
6 - 1/4" NPT	XRP 981606	XRP 981606BB
6 - 3/8" NPT	XRP 981666	XRP 981666BB
6 - 1/2" NPT	XRP 981668	XRP 981668BB
8 - 1/4" NPT	XRP 981607	XRP 981607BB
8 - 3/8" NPT	XRP 981608	XRP 981608BB
8 - 1/2" NPT	XRP 981688	XRP 981688BB
8 - 3/4" NPT	XRP 981609	XRP 981609BB
10 - 3/8" NPT	XRP 981611	XRP 981611BB
10 - 1/2" NPT	XRP 981610	XRP 981610BB
10 - 3/4" NPT	XRP 981613	XRP 981613BB
12 - 1/2" NPT	XRP 981614	XRP 981614BB
12 - 3/4" NPT	XRP 981612	XRP 981612BB
12 - 1" NPT	XRP 981615	XRP 981615BB
16 - 3/4" NPT	XRP 981617	XRP 981617BB
16 - 1" NPT	XRP 981616	XRP 981616BB
20 - 1" NPT	XRP 981621	XRP 981621BB
20 - 1 1/4" NPT	XRP 981620	XRP 981620BB




Aluminum - 823 Series
45° Male NPT - AN Adaptor

SIZE	BLUE P/N	BLACK P/N
3 - 1/8" NPT	XRP 982303	XRP 982303BB
3 - 1/4" NPT	XRP 982334	XRP 982334BB
3 - 3/8" NPT	XRP 982336	XRP 982336BB
4 - 1/8" NPT	XRP 982304	XRP 982304BB
4 - 1/4" NPT	XRP 982344	XRP 982344BB
4 - 3/8" NPT	XRP 982346	XRP 982346BB
6 - 1/8" NPT	XRP 982362	XRP 982362BB
6 - 1/4" NPT	XRP 982306	XRP 982306BB
6 - 3/8" NPT	XRP 982366	XRP 982366BB
6 - 1/2" NPT	XRP 982368	XRP 982368BB
8 - 1/4" NPT	XRP 982307	XRP 982307BB
8 - 3/8" NPT	XRP 982308	XRP 982308BB
8 - 1/2" NPT	XRP 982388	XRP 982388BB
8 - 3/4" NPT	XRP 982309	XRP 982309BB
10 - 3/8" NPT	XRP 982311	XRP 982311BB
10 - 1/2" NPT	XRP 982310	XRP 982310BB
10 - 3/4" NPT	XRP 982313	XRP 982313BB
12 - 1/2" NPT	XRP 982314	XRP 982314BB
12 - 3/4" NPT	XRP 982312	XRP 982312BB
12 - 1" NPT	XRP 982315	XRP 982315BB
16 - 3/4" NPT	XRP 982317	XRP 982317BB
16 - 1" NPT	XRP 982316	XRP 982316BB
20 - 1" NPT	XRP 982321	XRP 982321BB
20 - 1 1/4" NPT	XRP 982320	XRP 982320BB



Aluminum - 822 Series
90° Male NPT - AN Adaptor

SIZE	BLUE P/N	BLACK P/N
3 - 1/8" NPT	XRP 982203	XRP 982203BB
3 - 1/4" NPT	XRP 982234	XRP 982234BB
3 - 3/8" NPT	XRP 982236	XRP 982236BB
4 - 1/8" NPT	XRP 982204	XRP 982204BB
4 - 1/4" NPT	XRP 982244	XRP 982244BB
4 - 3/8" NPT	XRP 982246	XRP 982246BB
6 - 1/8" NPT	XRP 982262	XRP 982262BB
6 - 1/4" NPT	XRP 982206	XRP 982206BB
6 - 3/8" NPT	XRP 982266	XRP 982266BB
6 - 1/2" NPT	XRP 982268	XRP 982268BB
8 - 1/4" NPT	XRP 982207	XRP 982207BB
8 - 3/8" NPT	XRP 982208	XRP 982208BB
8 - 1/2" NPT	XRP 982288	XRP 982288BB
8 - 3/4" NPT	XRP 982209	XRP 982209BB
10 - 3/8" NPT	XRP 982211	XRP 982211BB
10 - 1/2" NPT	XRP 982210	XRP 982210BB
10 - 3/4" NPT	XRP 982213	XRP 982213BB
12 - 1/2" NPT	XRP 982214	XRP 982214BB
12 - 3/4" NPT	XRP 982212	XRP 982212BB
12 - 1" NPT	XRP 982215	XRP 982215BB
16 - 3/4" NPT	XRP 982217	XRP 982217BB
16 - 1" NPT	XRP 982216	XRP 982216BB
20 - 1" NPT	XRP 982221	XRP 982221BB
20 - 1 1/4" NPT	XRP 982220	XRP 982220BB



Aluminum - 919 Series
AN Male Reducer

SIZE	BLUE P/N	BLACK P/N
4 - 3	XRP 991902	XRP 991902BB
6 - 3	XRP 991905	XRP 991905BB
6 - 4	XRP 991906	XRP 991906BB
8 - 3	XRP 991909	XRP 991909BB
8 - 4	XRP 991908	XRP 991908BB
8 - 6	XRP 991912	XRP 991912BB
10 - 4	XRP 991913	XRP 991913BB
10 - 6	XRP 991914	XRP 991914BB
10 - 8	XRP 991915	XRP 991915BB
12 - 4	XRP 991916	XRP 991916BB
12 - 6	XRP 991918	XRP 991918BB
12 - 8	XRP 991919	XRP 991919BB
12 - 10	XRP 991920	XRP 991920BB
16 - 8	XRP 991929	XRP 991929BB
16 - 10	XRP 991922	XRP 991922BB
16 - 12	XRP 991923	XRP 991923BB
20 - 12	XRP 991925	XRP 991925BB
20 - 16	XRP 991926	XRP 991926BB



Aluminum - 815 Series
AN Male Union

SIZE	BLUE P/N	BLACK P/N
3	XRP 981503	XRP 981503BB
4	XRP 981504	XRP 981504BB
6	XRP 981506	XRP 981506BB
8	XRP 981508	XRP 981508BB
10	XRP 981510	XRP 981510BB
12	XRP 981512	XRP 981512BB
16	XRP 981516	XRP 981516BB



Aluminum - 951 Series
Female to Male AN Expander

F - M	BLUE P/N	BLACK P/N
3 - 4	XRP 995104 (steel only)	
4 - 6	XRP 995106	XRP 995106BB
6 - 8	XRP 995108	XRP 995108BB
8 - 10	XRP 995110	XRP 995110BB
10 - 12	XRP 995112	XRP 995112BB
12 - 16	XRP 995116	XRP 995116BB
16 - 20	XRP 995120	XRP 995120BB



Aluminum - 950 Series
Female to Male AN Reducer

F - M	BLUE P/N	BLACK P/N
4 - 3	XRP 995004 (steel only)	
6 - 4	XRP 995006	XRP 995006BB
8 - 6	XRP 995008	XRP 995008BB
10 - 6	XRP 995010	XRP 995010BB
10 - 8	XRP 995011	XRP 995011BB
12 - 8	XRP 995012	XRP 995012BB
12 - 10	XRP 995013	XRP 995013BB
16 - 10	XRP 995016	XRP 995016BB
16 - 12	XRP 995017	XRP 995017BB
20 - 16	XRP 995020	XRP 995020BB



Aluminum - 821 Series
90° AN Union

SIZE	BLUE P/N	BLACK P/N
3	XRP 982103	XRP 982103BB
4	XRP 982104	XRP 982104BB
6	XRP 982106	XRP 982106BB
8	XRP 982108	XRP 982108BB
10	XRP 982110	XRP 982110BB
12	XRP 982112	XRP 982112BB
16	XRP 982116	XRP 982116BB



Aluminum - 806 Series
Male AN Plugs

SIZE	RED P/N	BLACK P/N
3	XRP 980603	XRP 980603BB
4	XRP 980604	XRP 980604BB
6	XRP 980606	XRP 980606BB
8	XRP 980608	XRP 980608BB
10	XRP 980610	XRP 980610BB
12	XRP 980612	XRP 980612BB
16	XRP 980616	XRP 980616BB



Aluminum - 929 Series
Female AN Caps

SIZE	BLUE P/N	BLACK P/N
3	XRP 992903	XRP 992903BB
4	XRP 992904	XRP 992904BB
6	XRP 992906	XRP 992906BB
8	XRP 992908	XRP 992908BB
10	XRP 992910	XRP 992910BB
12	XRP 992912	XRP 992912BB
16	XRP 992916	XRP 992916BB



Aluminum - 814 Series
Male AN O-Ring Plugs

SIZE	BLUE P/N	BLACK P/N
3	XRP 981403	XRP 981403BB
4	XRP 981404	XRP 981404BB
6	XRP 981406	XRP 981406BB
8	XRP 981408	XRP 981408BB
10	XRP 981410	XRP 981410BB
12	XRP 981412	XRP 981412BB
16	XRP 981416	XRP 981416BB



AN O-Rings
Sold Each

SIZE	P/N
6	NIA 112
8	NIA 113
9	NIA 115
10	NIA 210
12	NIA 212
16	NIA 216

O-Ring Sold Separately

NON SWIVEL O-RING BOSS FITTINGS



**Aluminum - 9800 Series
Male AN to Male ORB**

O-RING	TAPER	BLACK P/N
4	4	XRP 980004
4	6	XRP 980046
4	8	XRP 980048
4	10	XRP 980041
6	4	XRP 980064
6	6	XRP 980006
6	8	XRP 980068
6	10	XRP 980061
8	6	XRP 980086
8	8	XRP 980008
8	10	XRP 980081
8	12	XRP 980812
10	6	XRP 980106
10	8	XRP 980009
10	10	XRP 980010
10	12	XRP 980011
10	16	XRP 980116
12	8	XRP 980128
12	10	XRP 980013
12	12	XRP 980012
12	16	XRP 980015
16	12	XRP 980014
16	16	XRP 980016
16	20	XRP 980018
9	10	BRP 5026
10	10	BRP 5024




**Aluminum - 9800 Series
45° Male AN to Male ORB**

O-RING	TAPER	BLACK P/N
4	4	XRP 984504
4	6	XRP 984546
4	8	
4	10	
6	4	XRP 984564
6	6	XRP 984506
6	8	XRP 984568
6	10	
8	6	XRP 984586
8	8	XRP 984508
8	10	XRP 984581
8	12	
10	6	
10	8	XRP 984509
10	10	XRP 984510
10	12	XRP 984511
10	16	
12	8	
12	10	XRP 984513
12	12	XRP 984512
12	16	XRP 984515
16	12	XRP 984514
16	16	XRP 984516
16	20	XRP 984518



**Aluminum - 9800 Series
90° Male AN to Male ORB**

O-RING	TAPER	BLACK P/N
4	4	XRP 989004
4	6	XRP 989046
4	8	
4	10	
6	4	XRP 989064
6	6	XRP 989006
6	8	XRP 989068
6	10	
8	6	XRP 989086
8	8	XRP 989008
8	10	XRP 989081
8	12	
10	6	
10	8	XRP 989009
10	10	XRP 989010
10	12	XRP 989011
10	16	
12	8	
12	10	XRP 989013
12	12	XRP 989012
12	16	XRP 989015
16	12	XRP 989014
16	16	XRP 989016
16	20	XRP 989018



**Aluminum - 912 Series
NPT Reducer**

SIZE	BLUE P/N	BLACK P/N
1/4" - 1/8"	XRP 991201	XRP 991201BB
3/8" - 1/4"	XRP 991202	XRP 991202BB
3/8" - 1/8"	XRP 991203	XRP 991203BB
1/2" - 3/8"	XRP 991204	XRP 991204BB
1/2" - 1/4"	XRP 991205	XRP 991205BB
1/2" - 1/8"	XRP 991206	XRP 991206BB
3/4" - 1/2"	XRP 991207	XRP 991207BB
3/4" - 3/8"	XRP 991208	XRP 991208BB
3/4" - 1/4"	XRP 991209	XRP 991209BB
1" - 3/4"	XRP 991210	XRP 991210BB
1" - 1/2"	XRP 991211	XRP 991211BB
1" - 3/8"	XRP 991212	XRP 991212BB
1 1/4" - 3/4"	XRP 991216	XRP 991216BB



**Aluminum
Male NPT Hex Plugs**

SIZE	RED P/N
1/8" NPT	BRP 4822
1/4" NPT	BRP 4823
1/2" NPT	BRP 4825
3/4" NPT	BRP 4826
1" NPT	BRP 4827



**Aluminum - 932 Series
NPT Male Allen Socket Plug**

SIZE	BLUE P/N	BLACK P/N
1/8" NPT	XRP 993202	XRP 993202BB
1/4" NPT	XRP 993203	XRP 993203BB
3/8" NPT	XRP 993204	XRP 993204BB
1/2" NPT	XRP 993205	XRP 993205BB
3/4" NPT	XRP 993206	XRP 993206BB
1" NPT	XRP 993207	XRP 993207BB
1 1/4" NPT	XRP 993208	XRP 993208BB



**Steel - 932 Series
NPT Male Allen Socket Plug**

SIZE	P/N
1/8" NPT	BRP 4829S
1/4" NPT	XRP 493203
3/8" NPT	XRP 493204
1/2" NPT	XRP 493205
3/4" NPT	XRP 493206
1" NPT	XRP 493207
1-1/4" NPT	XRP 493208



**Aluminum
Stat-O-Seals**

SIZE	P/N
3/8"	XRP 890206
1/2"	XRP 890208
9/16"	XRP 890209
5/8"	XRP 890210
3/4"	XRP 890212
7/8"	XRP 890214
1"	XRP 890216

PLASTIC AN CAPS & PLUGS



AN Female Cap

SIZE	No. Per Pkg	P/N
3	20	ALL 50801
4	20	ALL 50802
6	20	ALL 50803
8	20	ALL 50804
10	10	ALL 50805
12	10	ALL 50806
16	10	ALL 50807

AN Male Plug

SIZE	No. Per Pkg	P/N
3	20	ALL 50811
4	20	ALL 50812
6	20	ALL 50813
8	20	ALL 50814
10	10	ALL 50815
12	10	ALL 50816
16	10	ALL 50817



Cap Or Plug Kit

DESCRIPTION	P/N
Plastic Cap Kit	ALL 50800
Plastic Plug Kit	ALL 50810
Aluminum Cap Kit	ALL 50820
Aluminum Plug Kit	ALL 50830

Kit includes 5 of each size
from -3 to -16.

BRASS / STEEL FITTINGS



**Brass - 600 Series
Straight Male NPT**

THREAD SIZE	HOSE SIZE	P/N
1/8" NPT	4	SFP 125-4A
1/4" NPT	4	XRP 260044
1/4" NPT	6	XRP 260006
3/8" NPT	6	XRP 260066
3/8" NPT	8	XRP 260008
1/2" NPT	8	XRP 260088
1/2" NPT	10	XRP 260010
3/4" NPT	12	XRP 260012



**Brass - 400 Series
Straight Female AN**

THREAD SIZE	HOSE SIZE	P/N
4	4	XRP 240004
6	6	XRP 240006
8	6	XRP 240068
8	8	XRP 240008
10	8	XRP 240081
10	10	XRP 240010
12	12	XRP 240012



**Steel - 445 Series
45° Female AN**

THREAD SIZE	HOSE SIZE	P/N
4	4	XRP 244504
6	6	XRP 244506
8	8	XRP 244508
10	10	XRP 244510
12	12	XRP 244512



**Steel - 490 Series
90° Female AN**

THREAD SIZE	HOSE SIZE	P/N
4	4	XRP 249004
6	6	XRP 249006
8	8	XRP 249008
10	10	XRP 249010
12	12	XRP 249012



**Steel - 816 Series
Straight Male NPT - AN**

SIZE	P/N
AN3 - 1/8" NPT	XRP 481603
AN4 - 1/8" NPT	XRP 481604
AN10 - 1/2" NPT	XRP 481610



**Steel - 823 Series
45° Male NPT - AN**

SIZE	P/N
AN3 - 1/8" NPT	XRP 482303
AN4 - 1/8" NPT	XRP 482304



**Steel - 822 Series
90° Male NPT - AN**

SIZE	P/N
AN3 - 1/8" NPT	XRP 482203
AN4 - 1/8" NPT	XRP 482204



**Long Steel
Straight Male NPT - AN**

SIZE	P/N
AN10 - 3/8" NPT	BRP 5065
AN10 - 1/2" NPT	BRP 5064
AN12 - 3/8" NPT	BRP 5067
AN12 - 1/2" NPT	XRP 488812



**Steel
Male/Female Elbows**

SIZE	P/N
AN6 - 45° (alum.)	XRP 900406
AN6 - 90°	KBP 225
AN 8 - 90°	KBP 226
AN10 - 90°	KBP 227



**Brass
NPT Nipple**

SIZE	P/N
1/2" NPT	KBP 232



**Steel
AN Female Coupler**

SIZE	P/N
AN3	XRP 900133
AN4	XRP 900144



**Steel - 050 Series
Gauge Adaptors**

SIZE	P/N
AN3 MALE - 1/8" NPT FEMALE	XRP 705003
AN4 MALE - 1/8" NPT FEMALE	XRP 705004
AN3 MALE - 1/4" NPT FEMALE	XRP 705034
AN4 MALE - 1/4" NPT FEMALE	XRP 705200

ALUMINUM WELD IN BUNGS



AN Female

SIZE	P/N
10	BRP 5000
12	BRP 5001
16	BRP 5071




AN Male

SIZE	P/N
4	BRP 5002
6	BRP 5003
8	BRP 5004
10	BRP 5005
12	BRP 5006
16	BRP 5007
20	BRP 5008



Female NPT

SIZE	ALUM	STEEL
1/8" NPT	BRP 4995	
1/4" NPT	BRP 4996	
3/8" NPT	BRP 4997	
1/2" NPT	BRP 4998	BRP 4998S
3/4" NPT	BRP 4999	
1" NPT	BRP 4991	




Weld In Bungs

SIZE	P/N
1/2"-20 Fine Weld Bung	BRP 4990
1 1/2" - 12 Weld Bung (for BRP 563F cap)	BRP 5012
1 1/2" - 12 Bung and Cap Assembly	BRP 5013
1 1/2" - 12 Cap RED	BRP 563F
1 1/2" - 12 Cap BLACK	BRP 563FBK
1 1/2" - 12 Cap PLAINg	BRP 563FP

PLUMBING & FITTINGS

FUEL / OIL PRESSURE FITTINGS

Aluminum - Fuel Pressure W/ 1/8" NPT



SIZE 1	SIZE 2	RED P/N
AN 6 Male	AN 6 Male	XRP 700192
AN 6 Male	1/4" NPT Male	XRP 700193
AN 6 Male	3/8" NPT Male	XRP 700194
AN 6 Male	AN 6 Female	XRP 700195
AN 8 Male	AN 8 Male	XRP 700196
AN 10 Male	AN 10 Male	XRP 700201
AN 10 Male	1/4" NPT Male	XRP 700197
AN 10 Male	3/8" NPT Male	XRP 700198

Aluminum - Engine Oil Pressure Fitting



SEE PAGES 160 - 161 FOR FUEL PUMP, CARBURETOR AND PAGE 163 FUEL LINE KITS

SIZE	P/N
1/8" NPT - AN4 - Installs in engine (allows for intake manifold clearance)	BRP 5060

POWER STEERING HOSES

Pre-Made Power Steering Hoses



DESCRIPTION	P/N
Pre-Made 46" Power Steering Pressure Hose for Profile Steel Box 1 straight AN6 fitting, 1 45° AN6 fitting	BRP 577
Pre-Made 52" Power Steering Pressure Hose for GME/Profile Aluminum box 1 straight AN6 fitting, 1 45° AN6 fitting	BRP 578-1

Power Steering Hose Kits

DESCRIPTION	BLUE P/N	BLACK P/N
Power Steering Pressure Hose and Fitting Kit - Includes AN6 Bulkhead Thru Engine Plate, hoses / fittings	BRP 578-3	BRP 578-3BK
Power Steering Return Hose and Fitting Kit - Includes AN10 Bulkhead Thru Engine Plate, hoses / fittings	BRP 582-3	BRP 582-3BK
Power Steering Return Hose and Fitting Kit - Includes AN10 feed hose / fittings and AN6 return hoses / fittings	BRP 582	BRP 582BK

Re-usable Power Steering Hoses & Fittings

DESCRIPTION	P/N
BLUE AN6 Bulk High Pressure Hose (sold per foot)	XRP 510006
BLACK AN6 Bulk High Pressure Hose (sold per foot)	XRP 519006
Straight AN6 High Pressure screw on fitting for XRP 510006 hose	XRP 500006
45° AN6 High Pressure screw on fitting for XRP 510006 hose	XRP 504506
90° AN6 High Pressure screw on fitting for XRP 510006 hose	XRP 509006

PTFE BRAKE LINE & FITTINGS




DESCRIPTION	P/N	DESCRIPTION	P/N
AN3 Straight Steel PTFE Brake Hose End	XRP 600003	AN3 PTFE 45° Bent Tube Hose End	XRP 604503
AN4 Straight Steel PTFE Brake Hose End	XRP 600004	AN4 PTFE 45° Bent Tube Hose End	XRP 604504
AN6 Straight Steel PTFE Brake Hose End	XRP 600006	AN6 PTFE 45° Bent Tube Hose End	XRP 604506
		AN3 PTFE 90° Bent Tube Hose End	XRP 609003
AN3 Brass Furrel (package of 5)	XRP 600503	AN4 PTFE 90° Bent Tube Hose End	XRP 609004
5/16 Tubing Adapter Sleeve (package of 5)	XRP 600605	AN6 PTFE 90° Bent Tube Hose End	XRP 609006

DESCRIPTION	P/N
AN3 PTFE Steel Brake Hose (sold per ft)	XRP 610003
AN4 PTFE Steel Brake Hose (sold per ft)	XRP 610004
AN6 PTFE Steel Brake Hose (sold per ft)	XRP 610006

SEE PAGE 78 FOR PRE-MADE BRAKE HOSES


BANJO BOLTS & FITTINGS

Single SAE Banjo Bolt (Large GM)



ALL BANJO BOLTS COME WITH CRUSH WASHERS

Single Metric Banjo Bolt (Small GM)



Banjo Fittings



DESCRIPTION	P/N
7/16"-20 Banjo Bolt	ALL 50072
7/16"-20 Banjo Bolt	XRP 494704
3/8"-24 Banjo Bolt	XRP 494303
3/8"-24 Banjo Bolt LONG	XRP 494313
3/8"-24 Double Banjo Bolt	XRP 494903
7/16"-24 Harley Banjo Bolt	XRP 494724
3/8" Crush Washer Only (pkg of 2)	BRP 4705
7/16" Crush Washer Only (pkg of 2)	BRP 4709

DESCRIPTION	P/N
10mm - 1.50 Banjo	XRP 494603
10mm - 1.50 Banjo LONG	XRP 494703
10mm - 1.25 Banjo	XRP 494503
10mm x 1" Banjo Bolt	XRP 494403
10mm x 1" Banjo Bolt LONG	XRP 494413
3/8" Crush Washer (pkg of 2)	BRP 4705
7/16" Crush Washer (pkg of 2)	BRP 4709

DESCRIPTION	P/N
7/16" Banjo to AN 4	XRP 403844
7/16" Banjo to AN 3	XRP 403843
7/16" Banjo to AN 3 Short Neck	ALL 50062
3/8" Banjo to AN 4	XRP 403804
3/8" Banjo to AN 4 Extended Neck	XRP 441144
3/8" Banjo to AN 3	XRP 403803
10MM Banjo to AN 4	XRP 441144



DESCRIPTION	P/N
7/16"-20 to AN 4 90° Fits GM Steel Calipers	ALL 50035

BRAKE FITTINGS AND HARDWARE



Straight Caliper Fittings
Aluminum

SIZE	BLUE P/N	BLACK P/N
AN3 - 1/8" NPT	XRP 981603	XRP 981603BB
AN4 - 1/8" NPT	XRP 981604	XRP 981604BB

Steel

SIZE	P/N
AN3 - 1/8" NPT	XRP 481603
AN4 - 1/8" NPT	XRP 481604



45° Caliper Fittings
Aluminum

SIZE	BLUE P/N	BLACK P/N
AN3 - 1/8" NPT	XRP 982303	XRP 982303BB
AN4 - 1/8" NPT	XRP 982304	XRP 982304BB

Steel

SIZE	P/N
AN3 - 1/8" NPT	XRP 482303
AN4 - 1/8" NPT	XRP 482304



90° Caliper Fittings
Aluminum

SIZE	BLUE P/N	BLACK P/N
AN3 - 1/8" NPT	XRP 982203	XRP 982203BB
AN4 - 1/8" NPT	XRP 982204	XRP 982204BB

Steel

SIZE	P/N
AN3 - 1/8" NPT	XRP 482203
AN4 - 1/8" NPT	XRP 482204



Straight Bulkheads
Aluminum

SIZE	BLUE P/N	BLACK P/N
AN3 - 1/8" NPT	XRP 983203	XRP 983203BB
AN4 - 1/8" NPT	XRP 983204	XRP 983204BB

Steel

SIZE	P/N
AN3 - 1/8" NPT	XRP 483203
AN4 - 1/8" NPT	XRP 483204




Bulkhead Tees
Aluminum

SIZE	BLUE P/N	BLACK P/N
AN3 - 1/8" NPT	XRP 983403	XRP 983403BB
AN4 - 1/8" NPT	XRP 983404	XRP 983404BB

Steel

SIZE	P/N
AN3 - 1/8" NPT	XRP 483403
AN4 - 1/8" NPT	XRP 483404



90° Bulkheads
Aluminum

SIZE	BLUE P/N	BLACK P/N
AN3 - 1/8" NPT	XRP 983303	XRP 983303BB
AN4 - 1/8" NPT	XRP 983304	XRP 983304BB

Steel

SIZE	P/N
AN3 - 1/8" NPT	XRP 483303
AN4 - 1/8" NPT	XRP 483304



45° Bulkheads
Aluminum

SIZE	BLUE P/N	BLACK P/N
AN3 - 1/8" NPT	XRP 983703	XRP 983703BB
AN4 - 1/8" NPT	XRP 983704	XRP 983704BB

Steel

SIZE	P/N
AN3 - 1/8" NPT	XRP 483703
AN4 - 1/8" NPT	XRP 483704



Tees
Aluminum

SIZE	BLUE P/N	BLACK P/N
AN3 - 1/8" NPT	XRP 982403	XRP 982403BB
AN4 - 1/8" NPT	XRP 982404	XRP 982404BB

Steel

SIZE	P/N
AN3 - 1/8" NPT	XRP 482403
AN4 - 1/8" NPT	XRP 482404




Brake Line Nuts
Aluminum

SIZE	BLUE P/N	BLACK P/N
AN3 - 3/16" Line	XRP 981803	XRP 981803BB
AN4 - 1/4" Line	XRP 981804	XRP 981804BB

Steel

SIZE	P/N
AN3 - 3/16" Line	XRP 481803
AN4 - 1/4" Line	XRP 481804



Brake Line Sleeves
Aluminum

SIZE	BLUE P/N	BLACK P/N
AN3 - 3/16" Line	XRP 981903	XRP 981903BB
AN4 - 1/4" Line	XRP 981904	XRP 981904BB

Steel

SIZE	P/N
AN3 - 3/16" Line	XRP 481903
AN4 - 1/4" Line	XRP 481904



Brass
Brake Line Tees

SIZE	P/N
3/8"-24 Inverted Flare Tee	ALL 50136
1/8" NPT Female Tee (pkg of 2)	ALL 50139



Brass / Steel Master
Cylinder / Caliper Fittings

DESCRIPTION	P/N
3/16" Inverted Flare to AN 3 Male	TIL 73-2089-188
3/8"-24 Male to AN 3 Male	TIL 73-2089-189
AN 3 male to AN 3 Male - LONG Steel	TIL 73-820
3/8"-24 Male to AN 4 Male	TIL 73-2089-251
7/16"-24 Male to AN 4 Male	XRP 402834
3/8"-24 Inverted Flare Male - AN 3 Male	XRP 402703
7/16"-24 Inverted Flare to AN 3 Male	XRP 402803
10mm-1.5 to AN 4 (Includes washer)	XRP 425034
AN 4 Straight Bulkhead	XRP 483204
1/8" NPT to 3/16" Inverted Flare	BRP 400H
3/16" Inverted Flare Union	ALL 50130




Cushioned
Tubing Clamps

SIZE	P/N
AN3 - 3/16" - Package of 10	XRP 810203
AN4 - 7/16" - Package of 10	XRP 810204
AN6 - 9/16" - Package of 10	XRP 810206
AN8 - 11/16" - Package of 5	XRP 810208
AN10 - 13/16" - Package of 5	XRP 810210
AN12 - 15/16" - Package of 5	XRP 810212
3/4" - Package of 10	ALL 18305



Plastic
Brake Line Clamps

SIZE	P/N
3/16" White - QTY 1	LEF 116-5035-1
3/16" White - QTY 10	LEF 116-5035-10
3/16" White - QTY 100	LEF 116-5035-100
3/16" Black - QTY 10	ALL 18310



Steel Chassis
Female / Male Adaptors

SIZE	P/N
3/8"-24 Inverted Flare to AN 3	XRP 402603
3/8"-24 Inverted Flare to AN 4	XRP 402604
M10 x 1.0 Inverted Flare to AN 3	XRP 410103
M10 x 1.0 Inverted Flare to AN 4	XRP 410104

SOLD IN PACKS OF 2



Steel
Chassis C Clip

SIZE	P/N
Brake Fitting C Clip (4 per Pack)	ALL 50150
Chassis Mounting Tab - 3/8" Hole	BRP 1547

CRATE ENGINE AND COMPONENTS



MORE THAN JUST POWER.

DIRT Sportsman Crate Engines

DESCRIPTION	P/N
GM 602 Crate Engine	GMP 19370602

This list provides all necessary parts to install a crate engine.

FUEL DELIVERY SYSTEM		
1 Carter fuel pump (comes with hardware & gasket)	CTR M4891 or ALL 40266	
1 GM fuel pump block plate	BRP 356	
1 GM fuel pump push rod	COM 4616 or GM 3704817	
2 AN8-1/4" NPT adaptor fitting	XRP 981607	
1 AN8 90 Degree push on fitting	XRP 249008	
1 AN8 Straight female push on fitting	XRP 230008	
2 Blue push on hose	XRP 340008	
1 Holley carburetor log	BRP 5045 or BRP 5045BK	
1 Holley carburetor	HOL 4777 or HOL 0-80541-2	
1 Open hole carb spacer	BRP 372	
1 Fuel pump block plate gasket	FEL 5182	
2 Open hole carb spacer gasket	MRG 54	
1 Carb linkage adaptor kit	BRP 370	
1 Throttle rod complete	BRP 410R-3	
1 Carburetor Stud Kit	MRG 62 or MSD 37960	
IGNITION SYSTEM		
1 MSD Digital Rev Control	MSD 8727CT	
8 Spark plugs	NGK TR5 or NGK R5224-8	
1 1 Spark plug wires	MOR 72407 or MSD 31249	
OIL SYSTEM		
1 Oil pressure adaptor	BRP 5060	
1 Oil filter	FRM HP4 or WIX 51060R	
1 Oil filter adaptor	BRP 552	
7 Driven Racing Oil XP3 10w30	JGP 00306	
7 Champion Racing Oil 10w30	CHO 4363H	
7 Maxima Racing Oil RS 10w40	MAX 39-16901S	
COOLING SYSTEM		
1 Water pump	STE 13103	
1 1-1/2" Upper rad hose	BRP 9345 / 9345RD	
1 1-3/4" Lower rad hose	BRP 9344 / 9344RD	
2 Upper Radiator Hose Clamps	KBP 60	
1 Lower Radiator Hose Clamps	KBP 62	
1 3/4" Pipe plug for water pump	XRP 993206	
1 2" Fan spacer	BRP 1012 / 1012BK	
1 17" Steel fan	ALL 30103	
1 17" Nylon Fan	ALL 30094	
EXPANSION TANK		
1 Expansion Tank	FIN 003 or ART 58602C	
2 AN 10 Push On Hose For Expansion Tank	XRP 340010	
2 90° AN 10 Push On Fittings For Expansion Tank	XRP 239010	
1 AN 10 to 3/4" NPT Fitting for Expansion Tank	XRP 981613	
FLYWHEEL		
1 Chevy flywheel for crate engine BERT	BER 311-NC-EXT	
1 Bolt kit for flywheel to crankshaft	BRP 328	
1 Long chevy dowel pins	BRP 293	
2 Chevy flywheel for WINTERS	WIN 63844-18	
1 Flywheel shims	WIN 62321	
BELTS AND PULLEYS		
1 Serpentine Pulley System (includes belts)	BRP 1442 / BRP 1442BK	
1 7MM Pulley System (includes belts)	BRP 9274-1	
SEE PAGE 150 FOR 7MM PULLEY COMPONENTS LIST		
POWER STEERING SYSTEM		
1 Power steering pump mount	BRP 268 / BRP 268BK	
1 Serpentine power steering pump w/pulley	BRP 581	
1 OR with 7MM Pulley	BRP 9274-1	
OPTIONAL ALTERNATORS - 7 MM PULLEYS		
1 Alternator Pulley	BRP 9273	
1 Powermaster Alternator	BRP 8172-BR	
1 Alternator mounting kit	BRP 9068 / 9068BK	
1 Alternator 7MM Belt	BRP 9287	
OPTIONAL ALTERNATORS -V BELT PULLEYS		
1 Powermaster alternator w/v-belt pulley	PWM 8172	
1 Alternator mounting kit	BRP 9068 / 9068BK	
1 Alternator V Belt	BRP 937-1	
OPTIONAL ALTERNATORS - SERPENTINE PULLEYS		
1 Powermaster alternator w/serp pulley	PWM 8172-172	
1 Alternator mounting kit BRP 9068 9068BK	BRP 9068 9068BK	
1 Alternator serpentine belt	BRP 947	
EXHAUST		
1 Headers (comes with bolts and gaskets)	SCH 1122BCM2	
1 Upswept Headers (comes with bolts and gaskets)	SCH 1122BUCM2	
1 Mufflers (3" inlet and outlet)	BEY MUF3.ODL	
1 Muffler installation kit	BEY DMTPK-3	
1 Headers (comes with bolts and gaskets)	BEY NEDMUS602-DL	
1 Welded Pipe Kit	BEY NEDMTPKUS602-19A	
AIR FILTER		
1 Air filter housing	ALL 26094	
1 Filter element 14" X 5"	RAN 1405 or K-N E3760	
1 Filter pre-filter for 14" X 5" element	OUT 10-1004-01	
2 Breathers - 1 3/8"	ALL 36204 or ALL 36205	

WEGNER W16 AND COMPONENTS



Engine comes complete with pulleys, fuel pump, distributor, spark plugs and wires. The kit listed below is all items needed to complete the installation assuming you have a carburetor and MSD 7600 ignition box and coil as well as fan, fan spacer, radiator hoses and power steering pump.

WEG KIT - COMPLETE INSTALLATION KIT FOR W16 ENGINE (comes with the following):



DESCRIPTION	P/N
W16 Complete Engine	WEG W16
W16 Accessory Kit(See Below)	WEG KIT

FUEL DELIVERY SYSTEM		FLYWHEEL					
Carb Studs	MRG 62	1 LS Flywheel	BER CT525-005				
Throttle Rod	BRP 9518	1 .048" LS Flywheel Shim	BRP 9499				
AN 10 to 3/8" NPT for Fuel Pump	XRP 981611	1 Flywheel Bolts For W16 Engine (package of 6)	ARP 330-2802				
AN 8 to 3/8" NPT for Fuel Pump	XRP 981608						
17" Long Throttle Rod	BRP 9571						
IGNITION SYSTEM		BELTS AND PULLEYS					
6' Cable Lead from MSD Box to Distributor	MSD 8860	1 3 Rib Sepentine Power Steering Belt	BRP 947-3				
Universal Coil Wire	TAY 45409 or MOR 73235	Note: all other belts/pulleys/mounts come with engine					
OIL SYSTEM		ENGINE MOUNTS					
Oil Filter Adaptor Mounting Bracket	BRP 9498	1 Front Engine Mount	BRP 9494				
Oil Filter Adaptor With Fittings (BRP 557)	BRP 9514	4 Metric Hex Bolt 10MM X 40MM for Bellhousing	BOL 10-1.50X40M				
W16 Engine To Oil Filter Line (AN 10)	BRP 9512	1 Long Dowel Pins	BRP 9681				
		COOLING SYSTEM					
		1 Swivel Water Neck	ALL 30170				
		1 Inline Rad Filler Top Hose	MOR 63730				
EXHAUST - THREE OPTIONS ---->		WEG KIT		WEG KITBEY		WEG KITHENRY	
1	Headers (comes with bolts and gaskets)	SCH 1124VYLS1		BEY DMSBTY-LS-S2-3		SCH 1124VYLS3	
2	Mufflers (3" inlet and outlet)	BEY MUF3.ODL		BEY MUF3.ODL			
2	Exhaust Elbows	SCH 3032		BEY NEDMTPK-W16		HEN DMMS4W	
2	Muffler Adaptors for W16	BRP 9510		BRP 9510			
1	Exhaust Stud Kit For W16	BRP 9623		BRP 9623		BRP 9623	

WEGNER W16 REPLACEMENT PARTS

FUEL DELIVERY SYSTEM		VALVE COVER GASKETS	
Holley 4150 Series 650 CFM Gas Carburetor	HOL 0-80541-2	Replacement Valve Cover Gaskets	FEL VS50504R
Wegner Dyno Tuned Carburetor	WEG 80541-2	BELTS AND PULLEYS	
Fuel Log	BRP 5045BK	Replacment 5 Rib Serpentine Belt	BRP 9519
Carb Linkage Adaptor	BRP 370	Replacement Water Pump Pulley	WEG WA0291
Open Hole Carburetor Gasket	MRG 54	Replacement Power Steering Belt	BRP 947-3
4 Hole Carburetor Gasket	MRG 55	Replacement Lower Pulley	WEG WA0336
Replacement Fuel Pump - 6psi	EDE 1715	POWER STEERING SYSTEM	
Replacement 1" Aluminum Carb Spacer	WEG WA0772	Replacement Power Steering Pulley Mount Hub	WEG WA031
W16 AN8 Car Fuel Line Fitting Kit - No Hose	BRP 9554	Replacement Power Steering Pulley (6 1/2")	WEG WA0354
W16 AN8 Fuel Line From Pump To Log Kit	BRP 9555	Replacement Steel PS Pump (no pulley)	BRP 579
W16 AN10 Fuel Pump Line Fittings - No Hose -Kit	BRP 9556	Replacement Steel PS Pump (with hub installed)	BRP 9515
W16 FUEL LINE kit when car has AN10 Existing	BRP 9557	Replacement Aluminum PS Pump (no pulley)	KRC 10096000
IGNITION SYSTEM		EXHAUST	
MSD 7600 RPM Ignition Box	MSD 64316	Replacement Copper Exhaust Gasket	SCE 4119
MSD Coil	MSD 8222	Replacement Exhaust Gasket (Round Port)	SCH 01780
MSD Coil Mounting Bracket	MSD 8213	Replacement Exhaust Gasket (D Port)	SCH 01783
Spark Plugs (8 required)	NGK BR7EF / NGK BR9EF	AIR FILTER	
Replacement Distributor for W16 Engine	WEG DIST	Air Filter Housing	ALL 26094
Replacement Distributor Cap for WEG DIST	MSD 8431	Air Filter Element 14" X 4"	K-N E3750
Replacement Distributor Rotor for WEG DIST	MSD 8467	Outerwears Pre Filter	OUT 10-1002-01 / OUT 10-1014-01
OIL SYSTEM		COOLING SYSTEM	
Oil Filter	FRM HP4 / WIX 51060R	Lower Radiator Hose	BRP 9344 / 9344RD
Oil Pan Heating Pad	MOR 23996	Upper Radiator Hose (needs to be cut)	BRP 9345 / 9345RD
ALTERNATOR		Replacement Water Pump Cartridge for W16	STE 50003
Replacement Alternator	DWM 8132	Water Temperature Sending Unit	LON 43252
Replacement Alternator Pulley	WEG ALTPULLEY	Water Pump Support Plate	BRP 9620

BICKNELL ENGINE MOUNTS



Rear Engine Plates

DESCRIPTION	PLAIN P/N	BLACK P/N	STEEL P/N
Mid-Rail (2000 to present) Rear Aluminum Engine Plate (fits small and big block chevy, Ford SVO and Chrysler) 9#	BRP 292	BRP 292BK	BRP 292S (31#)
Downtube Rear Engine Plate (fits small and big block chevy)	BRP 301		

Front Engine Plates

DESCRIPTION	P/N
Small Block Chevy Front Plate - Wet Sump	BRP 312

Steel Side Engine Mounts

DESCRIPTION	P/N
Left Solid Mount - Small Block & Big Block Chevrolet	BRP 304
Right Solid Mount - Small Block & Big Block Chevrolet	BRP 305
Left Mount - Small Block Ford (SVO)	BRP 306
Right Mount - Small Block Ford (SVO)	BRP 307
Left Rubber Mount - Small Block & Big Block Chevrolet	BRP 298L
Right Rubber Mount - Small Block & Big Block Chevrolet	BRP 298R
Left Mount - LS Chevrolet	BRP 9154
Right Mount LS Chevrolet	BRP 9155

Aluminum Front 1/2" Plates

DESCRIPTION	P/N
Small Block Chevrolet Right Front Aluminum Plate	BRP 325
Big Block Chevrolet Right Front Aluminum Plate (comes with spacer block)	BRP 327

Engine Plate Spacers and Dowel Pins

DESCRIPTION	P/N
2" Long Round Spacer	BRP 482
4" Long Round Spacer	BRP 704
6" Long Round Spacer	BRP 749-6
2" Thick Spacer Block	BRP 315-1BK
2" Long Chevrolet Dowel Pins (sold in pairs)	BRP 293
Ford Dowel Pins (sold in pairs)	BRP 294
LS / W16 2.1" Long Hollow Dowels (sold in pairs)	BRP 9681

DESCRIPTION	P/N
Engine Lift Plate - Spread and Square Bore Carb Flanges	ALL 10123



CHEVY ENGINE MOUNTS



Stock Engine Mounts

DESCRIPTION	P/N
Steel Chevrolet Front Engine Mounts (sold in pairs)	AFC 80651
Lightweight Steel Chevrolet Front Engine Mount (sold each)	ALL 38100
Rear Steel Engine Mounts (sold in pairs)	AFC 80652

CYLINDER LEAK DOWN GAUGES



DESCRIPTION	P/N
BRP cylinder leak down gauge	BRP 9238
BRP liquid filled cylinder leak down gauge	BRP 9238L

INTAKE MANIFOLDS



BRO HV-1000

Small Block Chevrolet Intake Manifolds

DESCRIPTION	P/N
Brodix SBC Intake (DIRT Spec Intake) Also fits Brodix -8, -10, -11, -11X and track 1 cylinder heads. Uses FEL 1206 gasket	BRO HV-1000

BRODIX ALUMINUM SPEC HEADS



BRO SPCHMSP-M-UPG

Chevrolet DIRT 358 Spec Head (sold each)

DESCRIPTION	P/N
DIRT Spec Head Bare Machined - No Hardware	BRO SPCHMSP-M-UPG

NOTE: Above heads do not come with valves, springs, guide plates, seals, rocker arms or studs.

BRO SPCHMSP-M-UPG HAS THE FOLLOWING UPGRADES:

- Intake matched to FEL 1206
- Competition valve job (seats machined)
- Upgraded manganese valve guides honed to size
- Surface ground - Angle milled to proper 64CC

Replacement Brodix Spec Head Parts

DESCRIPTION	P/N
Brodix 2.05 Intake Valves for Spec Head (sold each)	BRO BR60015
Brodix 1.60 Exhaust Valve for Spec Head (sold each)	BRO BR81022

DRY SUMP TANKS, MOUNTS & FILTERS



SAL OT624S-RH



ART 500103



MOR 23996



ALL 76422



ALL 36108

Dry Sump Tanks & Mounts

DESCRIPTION	P/N
Saldana 12 qt Dry Sump Tank - 24" x 6" Round, 1 X 3/4" NPT Pickup & Return, and 3/4" NPT Vent in top	SAL OT624S-RH
Dry Sump Mount (comes with 2 clamps) - mounts in LR of BRP Chassis - Fits Saldana and Art's Round Tanks	BRP 556
Replacement Clamp for BRP 556 (sold each)	BRP 556C
Art's 12 qt Dry Tank - 24" X 6" Round, AN 16 Pickup & Return, Self Vented	ART 500103
Art's 12 qt Dry Tank - 24" X 6" Round, AN 16 Pickup & Return, Self Vented, cut back for rear end clearance	ART 500103CB
Art's 12 qt Dry Tank - 24" X 6" Round, AN 16 Pickup, AN 20 Return, Self Vented, cut back for rear end clearance	ART 500103-20-CB
Moroso Self Adhesive Heat Pad, 5" x 7", 400 watt, brown	MOR 23996
Allstar Self Adhesive Heat Pad, 5" x 7", 375 watt, black	ALL 76422
Dry Sump Vent Can - 3/8" NPT Inlet	ALL 36108
Replacement Saldana Dry Sump Tank Drain Plug plus O-Ring	XRP 981410
Replacement O-Ring For XRP 981410	NIA 116

Oil Lines & Inline Filters

DESCRIPTION	P/N
Art's AN16 Oil Line, has Return Filter Built In (Filter sold separately)	ART 2010F
Art's 2x AN16 Return, 1 X AN 20 Pickup Oil Line, has Return Filter Built In (Filter sold separately)	ART 2020F
Peterson Inline Oil Filter, AN16 Inlet & Outlet, 75 Micron without bypass	PTR 09-0439
Peterson Inline Oil Filter, AN20 Inlet & Outlet, 75 Micron without bypass	PTR 09-0425
Peterson 75 Micron Replacement Filter Element (AN8 - AN16)	PTR 09-0440
Peterson 75 Micron Replacement Filter Element (AN20)	PTR 09-0418
XRP 71 Series Inline Oil Filter, AN 16 Inlet & Outlet (filter sold separately)	XRP 7116AN
XRP 71 Series Inline Oil Filter, AN 20 Inlet & Outlet (filter sold separately)	XRP 7120AN
XRP 75 Micron Replacement Filter Element (AN8 - AN16)	XRP 713075HP
XRP 75 Micron Replacement Filter Element (AN20)	XRP 714075HP
XRP 71 Series Inline Oil Filter, AN 10 Inlet & Outlet (filter sold separately)	XRP 7110SAN



BRP 556



BRP 556C



ART 2010F



PTR 09-0439



PTR 09-0440



XRP 7116AN



XRP 713075HP

OIL COOLERS & MOUNTS



Oil Coolers

DESCRIPTION	P/N
BRP Lightweight Oil Cooler - 5 3/4" x 11" (2 x 1/2" NPT)	TRU L7B
BRP Lightweight Oil Cooler - 8" x 11" (2 x 1/2" NPT)	TRU M7B
BRP Lightweight Oil Cooler - 11" x 11" (2 x 1/2" NPT)	TRU H7B
BSC Oil Cooler - 15" x 6-1/2" x 3-1/4" (has 2 x 1/2" NPT Female, & 2 x AN12 Male Fittings)	BSC 500-30416
BSC Oil Cooler - 15 1/2" x 9" x 1 1/4" Length (has 2 x AN12 Male Fittings & 1 x 1/2" NPT Female)	BSC 500-30405
BSC Oil Cooler - 15" x 6-1/2" x 3-1/4" (has 2 x AN12 Male Fittings & 1 x 1/2" NPT Female)	BSC 500-30417
Art's Oil Cooler - 15" x 6-1/2" x 3-1/4" (has 2 x AN12 Male Fittings & 1 x 1/2" NPT Female)	ART 15512

Oil Cooler Mounts

DESCRIPTION	P/N
Oil Cooler Mount (2 Required) - Used to Mount Oil Cooler to BRP 447 Inner Side Bar Hoop	CHA 134
Griffin Oil Cooler Mount for left wing (mounts cooler to BRP 447 and BRP 7100 inner side bar hoops)	CHA 227

OIL FILTERS



DESCRIPTION	WIX	FRAM
Ford / Chrysler		FRA HP1
GM with Anti Drain Back	WIX 51060R	FRA HP4
GM - No Drain Back Valve	WIX 51061R	
Large GM with Adaptor		FRA HP6A

OIL FILTER MOUNTS & ADAPTORS



Remote Oil Filter Mounts

DESCRIPTION	P/N
Remote Oil Filter Mount for HP1 style Oil Filter	BRP 555
Remote Oil Filter Mount for HP4 style Oil Filter	BRP 557
Remote Oil Filter Mount for HP6 style Oil Filter	BRP 559
Small Block Chevy Block Mount (for BRP 555/557 Remote Oil Filter Mount)	BRP 550
W16 Oil Filter Mounting Bracket (for BRP 555/557 Remote Oil Filter Mount)	BRP 9498

BRP 555/557/559 have 2 AN10 O-Ring Outlets, 1 X AN 10 O-Ring Inlet, and 1 X 1/8" NPT Pressure Outlet

Replacement Filter Adaptor Fitting

DESCRIPTION	P/N
Replacement Fitting for BRP 555 (adapts oil filter to housing)	BRP 555F
Replacement Fitting for BRP 557 (adapts oil filter to housing)	BRP 557F
Replacement Fitting for BRP 559 (adapts oil filter to housing)	BRP 559F

Oil Filter Adaptor with Bypass (Oil Cooler)

DESCRIPTION	P/N
Small Block Chevy Oil Filter Mount (has 1/2" NPT Inlet and Outlet for plumbing oil cooler) - Uses HP 4 Style Oil Filter	BRP 558
GEN 6 Big Block Chevy Oil Filter Mount (has 1/2" NPT Inlet and Outlet for plumbing oil cooler) - Uses HP 4 Style Oil Filter	BRP 567
Ford Oil Filter Mount (has 1/2" NPT Inlet and Outlet for plumbing oil cooler) - Uses HP 1 Style Oil Filter	BRP 561

Oil Filter Adaptor

DESCRIPTION	P/N
Small Block Chevy Oil Filter Adaptor (no bypass)	BRP 552



MAXIMA RACING OIL



MAX 39-91901S

MAX 39-01901S

MAX 39-16901S

MAX 39-32901S

MAX 39-35901S

MAX 39-10901S



All Maxima oils are sold in 1 Quart Bottles.

MAX 30-02901S

Maxima RS Series Full Synthetic Race Grade

DESCRIPTION	P/N
RS Series Full Synthetic Race Grade Oil - 5W30	MAX 39-91901S
RS Series Full Synthetic Race Grade Oil - 10W30	MAX 39-01901S
RS Series Full Synthetic Race Grade Oil - 10W40 - W16	MAX 39-16901S
RS Series Full Synthetic Race Grade Oil - 15W50	MAX 39-32901S

Maxima Semi-Syn High Performance Racing Oil

DESCRIPTION	P/N
Semi-Syn High Performance Race Oil - 10W40	MAX 39-34901BS
Semi-Syn High Performance Race Oil - 20W50	MAX 39-35901BS

Maxima Performance Break In Oil

DESCRIPTION	P/N
Mineral Based Break In Oil - 10W30	MAX 39-10901S

Maxima Pro Plus Synthetic 4 Stroke Oil

DESCRIPTION	P/N
100% Synthetic 4 Stroke - Recommended for Motorcycle and Mod Lites - 10W40	MAX 30-02901S



MAX 49-01901S

MAX 49-44901S

MAX 30-59-57901S

MAX 59-58932LS

MAX 61920S

MAX 71920S

MAX 73920S

MAX 30-02901S



MAX 89-01901S

MAX 84916S



MAX 69-02916S

Maxima Cleaners & Other Fluids

DESCRIPTION	P/N
Transmission Fluid, SYNATF, ATF 20W Synthetic, 1 qt Bottle	MAX 49-01901S
Gear Oil, Pro Gear, 75W90, Synthetic, 5 gal Pail	MAX 49-44505
Gear Oil, Pro Gear, 75W90, Synthetic, 1 qt Bottle	MAX 49-44901S
Racing Shock Fluid Light, 3WT, Synthetic, 1 qt Bottle	MAX 59-57901S
Racing Shock Fluid Medium, 7WT, Semi-Syn, 1 qt Bottle	MAX 58901MS
Racing Shock Fluid Light, 3WT, Semi-Syn, 1 qt Bottle	MAX 59-58932LS
FAB1 Air Filter Oil, 13 oz Aerosol Can	MAX 61920S
Assembly Grease, High Zinc, 16 oz Tub	MAX 69-02916S
Suspension Cleaner, 13 oz Aerosol Can	MAX 71920S
MPPL Aerosol Spray Lubricant, 13 oz Can	MAX 73920S
Racing DOT4 Brake Fluid, 16 oz Bottle	MAX 80-87916S
Cool Aide Antifreeze Coolant Additive, 16 oz Bottle	MAX 84916S
Power Steering Fluid, SYNPSF, Synthetic, 1 qt Bottle	MAX 89-01901S

LUBRICANTS & FILTERS

DRIVEN RACING OIL



BORN FROM JOE GIBBS RACING

DRIVEN

DRIVEN TO WIN RACING OIL®

DESCRIPTION	P/N
XP0 - Synthetic 0W5 Racing Oil, 1 quart bottle	JGP 00406
XP1 - Synthetic 5W20 Racing Oil, 1 quart bottle	JGP 00006
XP2 - Synthetic 0W20 Racing Oil, 1 quart bottle	JGP 00206
XP3 - Synthetic 10W30 Racing Oil, 1 quart bottle	JGP 00306
XP6 - Synthetic 15W50 Racing Oil, 1 quart bottle	JGP 01006
XP9 - Synthetic 10W40 Racing Oil, 1 quart bottle	JGP 03206
BR30 - 5W30 Break In Oil, 1 quart bottle	JGP 01806
BR - 15W50 Break In Oil, 1 quart bottle	JGP 00106
GO - 75W110 Synthetic Gear Oil, 1 quart bottle	JGP 00630
HR4 - Synthetic 10W30 Hot Rod Oil, 1 quart bottle	JGP 01506
Ethanol Fuel Additive & Corosion Inhibitor, 8 oz bottle	JGP 70040
Speed Clean Degreaser, 18 oz spray can	JGP 50010

Note: Also available by the case of 12

CHAMPION RACING OILS



CHO 4270H CHO 4309H CHO 4350H CHO 4363H CHO 5460H CHO4312H

Champion Racing Oil

DESCRIPTION	P/N
0W30 Break In Oil, 1 quart bottle	CHO 4270h
20W50 Sythetic Blend Racing Oil, 1 quart bottle	CHO 4111h
15W50 Synthetic Racing Oil, 1 quart bottle	CHO 4309h
15W50 Synthetic Muscle Car Oil, 1 quart bottle	CHO 4350h
10W30 Synthetic Racing Oil, 1 quart bottle	CHO 4363h
75W90 Synthetic Gear Oil, 5 Gallon Pail	CHO 4312d
75W90 Synthetic Gear Oil, 1 quart bottle	CHO 4312h
0W20 Full Synthetic Karting Oil, 1 quart bottle	CHO 5460h
0W20 Full Synthetic Karting Oil, 1 gallon	CHO 5460g

Note: Also available by the case of 12



Champion Racing Oil Cleaners / Degreasers / Other Fluids



CHO 4121K CHO 4123i CHO 4525i CHO 4059K CHO 4182H CHO 4244

DESCRIPTION	P/N
Carburetor Cleaner, 11 oz. Spray Can	CHO 4121k
Engine Degreaser, 14.5 oz. Spray Can	CHO 4123i
Brake Cleaner, 15 oz. Spray Can	CHO 4525i
Brake Fluid - DOT 4, 12 oz. Bottle	CHO 4059k
Power Steering Fluid, 1 quart bottle	CHO 4182h
Penetrating Oil , 9 oz. Spray Can	CHO 4244
Cold Blue Water Additive, 16 oz. Bottle	CHO 4290i

Note: Also available by the case of 12

REAR END & TRANSMISSION OIL

Rear End Oil



DESCRIPTION	P/N
Champion Racing Oil 75W90 Synthetic Gear Oil, 5 gallon pail	CHO 4312D
Champion Racing Oil 75W90 Synthetic Gear Oil, 1 quart bottle	CHO 4312H
DMI Racing Oil 75W90 Gear Oil, 1 quart bottle	DMI BULLDOG1
DMI Racing Oil 75W90 Gear Oil, 5 gallon pail	DMI BULLDOG5
Joe Gibbs Synthetic 75W110 Gear Oil, 1 quart bottle	JGP 00630
Torco Synthetic 75W90 Gear Oil, 1 quart bottle	TRC A257590
Torco Synthetic 75W140 Gear Oil, 1 quart bottle	TRC A257514
Maxima Gear Oil, Pro Gear, 75W90, Synthetic, 5 gallon Pail	MAX 49-44505
Maxima Gear Oil, Pro Gear, 75W90, Synthetic, 1 quart bottle	MAX 49-44901S




Transmission / Power Steering Oil

DESCRIPTION	P/N
Torco MTF Manual Transmission Fluid, 1 quart bottle	TRC A200022
Maxima Transmission Fluid, SYNATF, 20W Synthetic, 1 quart bottle	MAX 49-01901S
Sweet Power Steering Fluid, 1 quart bottle	SWE 301-30179
Champion Oil Power Steering Fluid, 1 quart bottle	CHO 4182H
Maxima Power Steering Fluid, SYNPSF, Synthetic, 1 quart bottle	MAX 89-01901S

BREATHERS

3" Diameter X 2" High

DESCRIPTION	P/N
1/2" Vent X 3"	KNE 62-1140
1" Vent X 3"	KNE 62-1170



2" Diameter X 1 1/2" High

DESCRIPTION	P/N
3/8" Vent x 2"	KNE 62-1000
1/2" Vent x 2"	KNE 62-1010
1" Vent x 2"	KNE 62-1040
3/8" Vent Push In x 2"	KNE 62-1090
3/8" Vent x 2" with Mounting Stud	KNE 62-1100

Clamp On Breathers

DESCRIPTION	P/N
1 3/8" Clamp-On - No Shield	ALL 36204
1 3/8" Clamp-On - With Shield	ALL 36205
1 1/2" Clamp-On - No Shield	ALL 36202
1 1/2" Clamp-On - With Shield	ALL 36203



ALL 36208 - Sock Only

Breather Sock

DESCRIPTION	P/N
Vent Filter Breather Sock	ALL 36208

REAR END OIL PUMP



DESCRIPTION	P/N
Tilton Rear End Pump - 12V, 3/8" NPT inlet and outlet	TIL 40-524
Tilton HD Rear End Pump - 12V Continuous Duty, 3/8" NPT inlet and outlet outlet	TIL 40-527
Replacement Seal Kit	TIL 40-902



WHEEL BEARING GREASE



Did You Know...

Nanoceramic racing grease is used to pack wheel bearings. It has extremely low friction, and resists extreme temperatures. It is made for high temp / high load applications like those associated with racing!

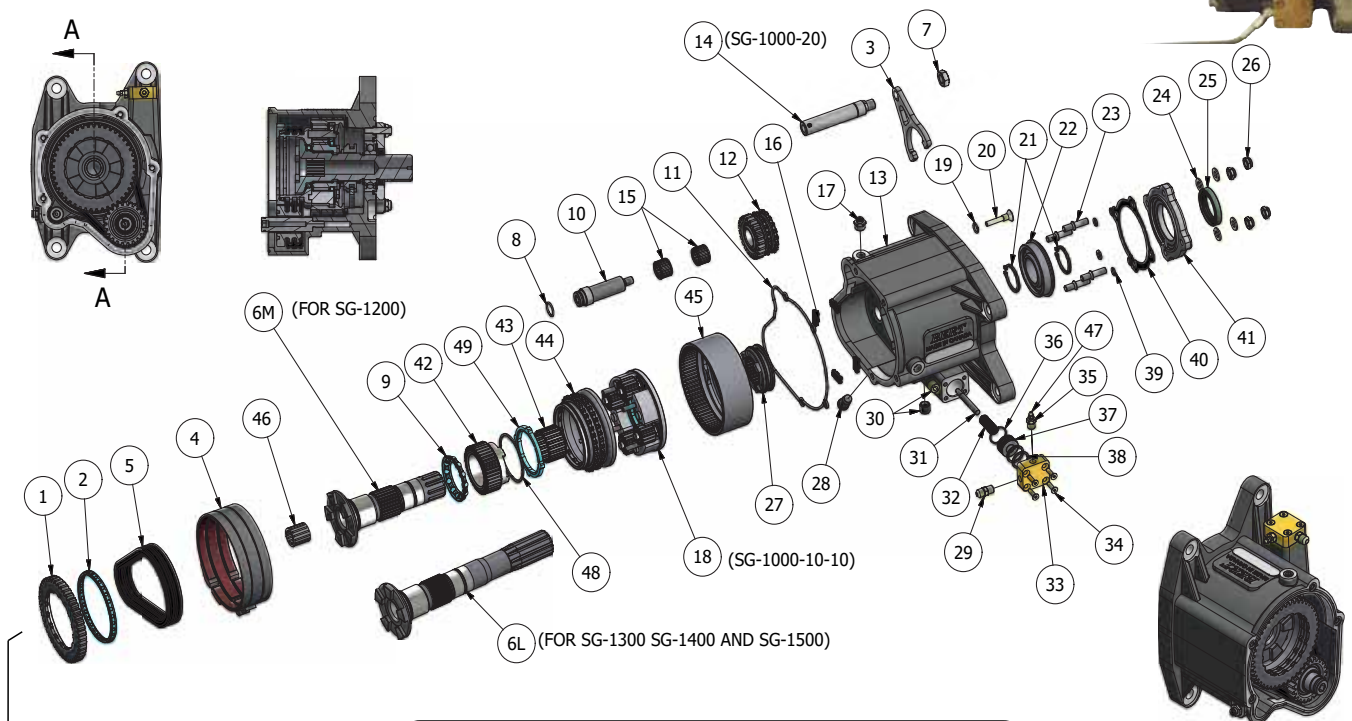
DESCRIPTION	P/N
16 oz. Jar Nanoceramic Grease	DAT NCRG16J
16 oz. Tube Nanoceramic Grease	DAT NCRG16
1 oz. Syringe Nanoceramic Grease	DAT NCRG1

BERT GEN II TRANSMISSIONS

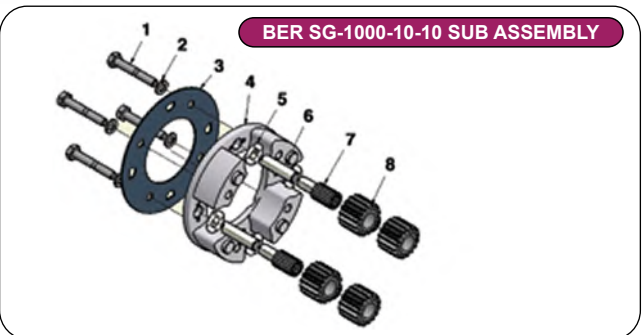
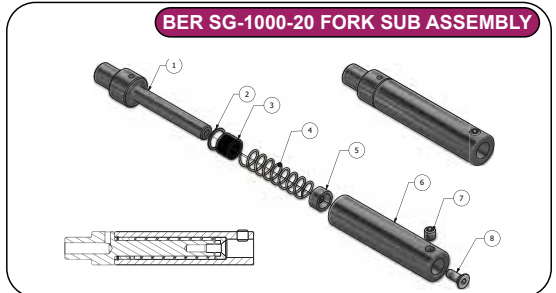
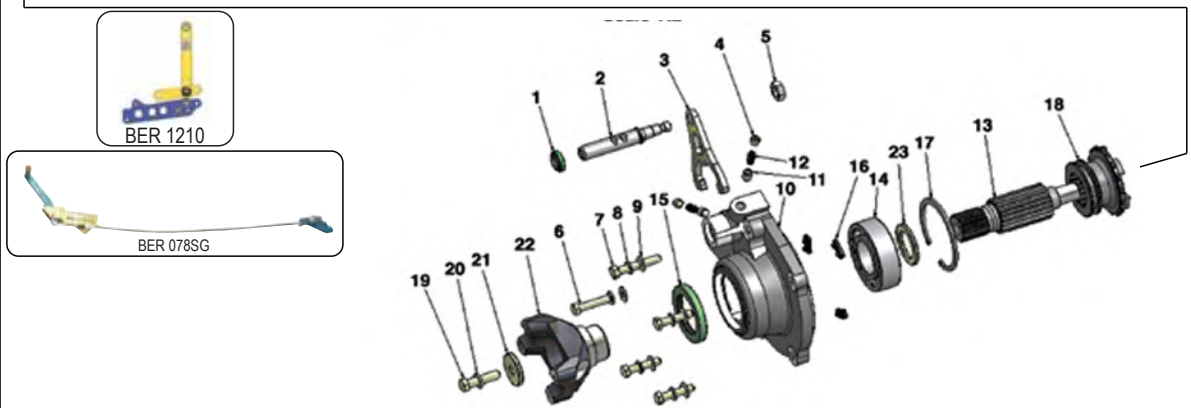
DESCRIPTION	P/N
GEN II Lightweight Modified Transmission (33.5 pounds) - NO SHIFTER	BER SG-1200
Standard Shifter Assembly	BER SG-1210
Remote Shifter Assembly	BER 078SG
Replacement Shifter Cable Only	BER 078-1C



GEN II MAIN BODY EXPLODED VIEW



GEN II TAIL SECTION EXPLODED VIEW



BERT GEN II TRANSMISSION PARTS LIST

GEN II MAIN BODY EXPLODED VIEW

ITEM	P/N	DESCRIPTION	ITEM	P/N	DESCRIPTION
1	BER SG-1029	Reverse Gear	23	BER SG-1037	Front Cover Stud X 4
2	BER SG-1031-K	Reverse Bearing (comes with SG-1061)	24	BER SG-1156	5/16" Flat Washer X 4
2B	BER SG-1061	3 /16" Steel Ball	25	BER SG-1052	Shaft Seal CRWA1-R
3	BER SG-1017	Selector Fork	26	BER SG-1258	5/16"F Nylock Nut X 4
4	BER SG-1030-K	Bert Band (comes with SG 1030-01)	27	BER SG-1006	Sun Gear Selector
4B	BER SG-1030-01	Band Anchor	28	BER SG-1033	Band Anchor Stud
5	BER SG-1076	Double Row Chain	29	BER SG-1064	Servo AN Adaptor
6M	BER SG-1002	Input Shaft For Modified	30	BER SG-1063	1/4" NPT Magnetic Drain Plug X 2
6L	BER SG-1003	Input Shaft For Late Model	31	BER SG-1019	Band Anchor Shaft
7	BER SG-1056	1/2"F Nylock Nut	32	BER SG-1078	Piston Return Spring
8	BER SG-1079	O-Ring - 3/4" OD X 1/16" Wall	33	BER SG-1020	Servo Cover
9	BER SG-1032-K	Carrier Thrust Support Bearing	34	BER SG-1066	#10 Flat Head Allan Bolt X .750" X 4
9B	BER SG-1060	5/16" Steel Ball	35	BER SG-1065	Servo Bleed Adaptor (comes with SG-1067)
10	BER SG-1027	Reverse Gear Shaft (Comes with SG-1034)	36	BER SG-1081	O-Ring
11	BER SG-1038	O-Ring Casting	37	BER SG-1018	Servo Piston
12	BER SG-1028	Reverse Idler Gear	38	BER SG-1077	3/32" O-Ring X 2
13	BER SG-1001	Main Casting	39	BER SG-1082	Stud O-Ring X 4
14	BER SG-1000-20	Front Fork Sub Assembly	40	BER SG-1039	Front Cover Gasket
15	BER SG-1057	Needle Bearing X 2	41	BER SG-1004	Front Cover
16	BER SG-1021	Thrust Washer X 4	42	BER SG-1012	Sun Gear
17	BER SG-1068	Breather	43	BER SG-1069	Needle Bearing
18	BER SG-1000-10-10	Carrier Sub Assembly	44	BER SG-1009	L and R Carrier
19	BER SG-1054	O-Ring - 9/16" OD X 1/16" Wall	45	BER SG-1007	Carrier Crown
20	BER SG-1022	Front Fork Support Screw	46	BER SG-1058	Needle Bearing
21	BER SG-1080	External Retaining Rings, 5160-137 X 2	47	BER SG-1067	Servo Bleed Adaptor Plug
22	BER SG-1053	Input Shaft Bearing	48	BER SG-1016	Sun Gear Thrust Ring
			49	BER SG-1011	Carrier Support

GEN II TAIL SECTION EXPLODED VIEW

ITEM	P/N	DESCRIPTION	ITEM	P/N	DESCRIPTION
1	BER SG-1150	Shaft Seal	12	BER SG-1158	Detent Spring
2	BER SG-1102	Shifter Rod	13	BER SG-1202	Modified Output Shaft
3	BER SG-1017	Selector Fork	14	BER SG-1250	Deep Groove Ball Bearing
4	BER SG-1157	7/16"C X 3/8" Set Screw X 2	15	BER SG-1251	Shaft Seal CRWA1-R
5	BER SG-1056	1/2"F Nylock Nut	16	BER SG-1021	Thrust Washer
6	BER SG-1155	5/16"C X 1 1/2" Hex Bolt X 4	17	BER SG-1160	Internal Retaining Ring
7	BER SG-1154	5/16"C X 2" Hex Bolt	18	BER SG-1101	Gear Selector
8	BER HLW516	Lockwasher X 5	19	BER SG-1252	3/8"F X 1 1/2" Hex Bolt
9	BER SG-1156	Flat Washer X 5	20	BER SG-1253	3/8" Lockwasher
10	BER SG-1201	Modified Tail Housing	21	BER SG-1213	Rear Yoke Washer
11	BER SG-1035-01	Detent Plunger - Small Ball (1/4" diam.)	22	BER 053-HD-K	Modified Rear Yoke
11	BER SG-1035-02	Detent Plunger - Large Ball (5/16" diam.)	23	BER SG-1203	Output Shaft Spacer

BER SG-1000-20 FORK SUB ASSEMBLY

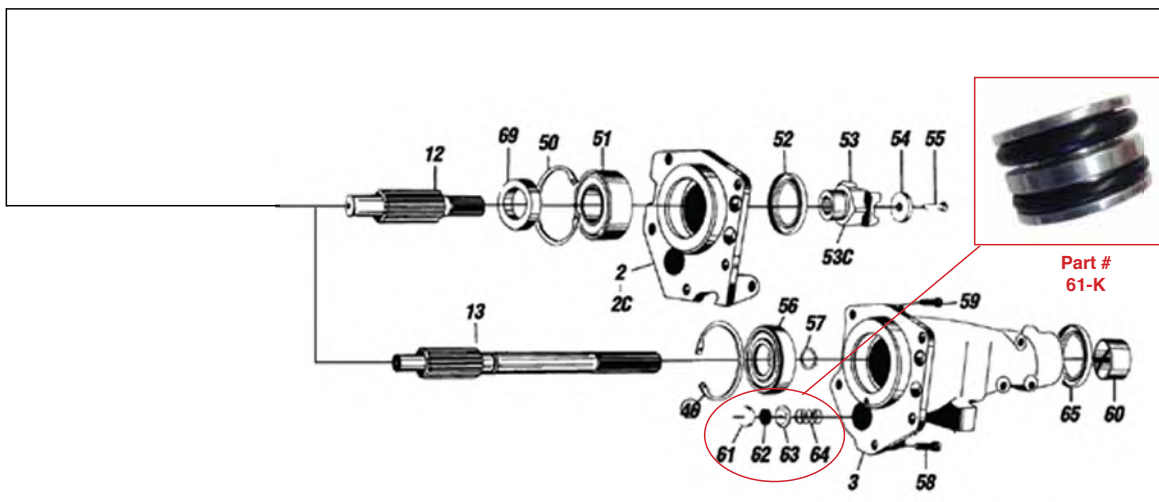
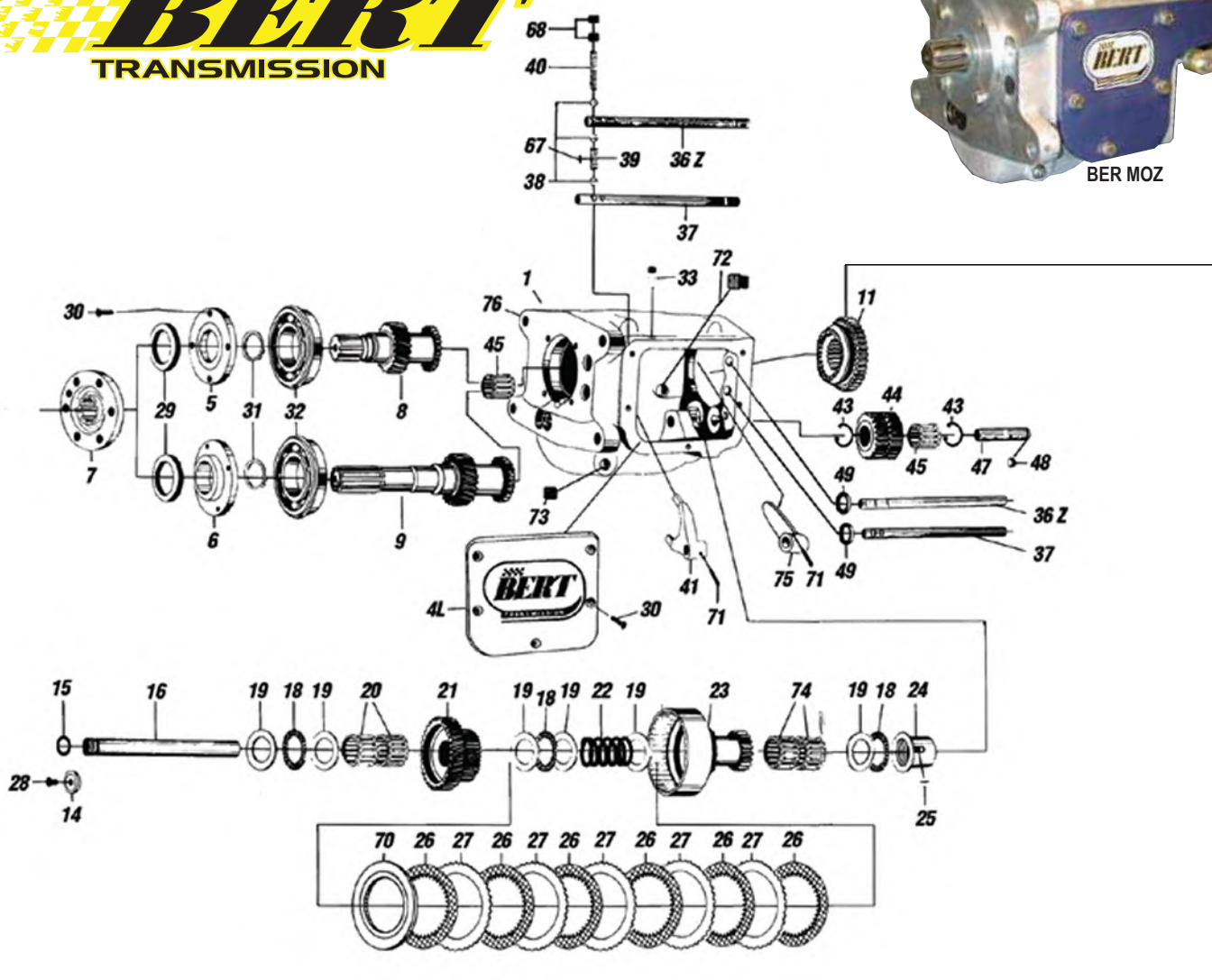

ITEM	P/N	DESCRIPTION
1	BER SG-1023	Shifter Rod
2	BER SG-1075	Internal Retaining Ring
3	BER SG-1025	Shifter Rod Spring Washer
4	BER SG-1073	Compression Spring
5	BER SG-1026	Shifter Rod Spring Compressor
6	BER SG-1024	Shifter Rod Spring Holder
7	BER SG-1072	1/4"C X 1/4" Set Screw
8	BER SG-1074	10-32 X 1/2" Flat Head Capscrew

BER SG-1000-10-10 SUB ASSEMBLY

ITEM	P/N	DESCRIPTION
1	BER SG-1070	1/4"F X 1 3/4" Hex Bolt X 4
2	BER SG-1071	1/4" Lockwasher X 4
3	BER SG-1010	Carrier Washer Plate
4	BER SG-1008	Planet Carrier
5	BER SG-1015	Planet Thrust Washer X 4
6	BER SG-1014	Planet Shaft X 4
7	BER SG-1059	Needle Bearing (.091") X 64
8	BER SG-1013	Planet Gear X 4

BERT MOZ TRANSMISSIONS

DESCRIPTION	P/N
DIRT Mod Aluminum Transmission (44 pounds)	BER MOZ

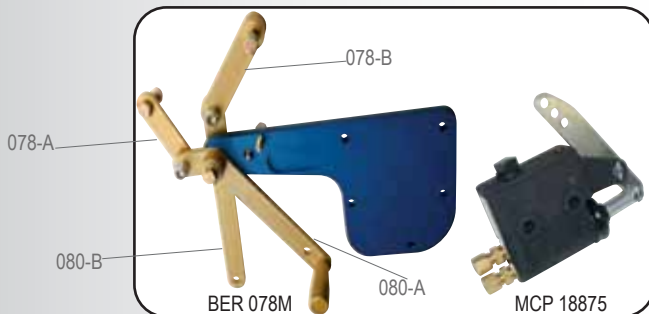


Part # 61-K

BERT MOZ TRANSMISSION PARTS LIST

ITEM	P/N	DESCRIPTION	ITEM	P/N	DESCRIPTION
1	BER 001	Main Casting	41	BER 041	Shifting Fork Direct Drive
2	BER 002	Rear Cover (Open Drive)	43	BER 043	Snap Ring Idler Gear
2	BER 002C	Rear Cover (Closed Drive)	44	BER 044	Reverse Idler Gear
3	BER 003	Tail Housing (Late Model)	45	BER SG-1058	Cage Needle Bearing
4	BER 004L	Side Cover (Late Model)	46	BER 046	Snap Ring (Late Model)
4	BER 004M	Side Cover (Modified)	47	BER 047	Reverse Idler Shaft
5	BER 005	Front Seal Cover (Short Input)	48	BER 048	Woodruff Key
6	BER 006	Front Seal Cover (Long Input)	49	BER SG-1150	Shifter Rod Seal (2)
7	BER 007	Drive Flange	50	BER SG-1160	Snap Ring Modified
8	BER 008	Input Modified*(8Z)	51	BER SG-1250	Output Bearing (Modified)
9	BER 009Z	Input Late Model*(9Z)	52	BER SG-1251	Rear Oil Seal
11	BER 011Z	Direct Slider*(11Z)	53	BER 053-HD-K	Yoke (Open Drive)
12	BER 012	Output Modified	53	BER 053-C	Yoke (Closed Drive)
13	BER 013	Output Late Model	54	BER SG-1213	Rear Yoke Washer
14	BER 014	Counter Shaft Locking Washer	55	BER SG-1252	Bolt 3/8" F X 1 1/4"
15	NIA 210	O Ring	56	BER 056	Output Bearing (Late Model)
16	BER 016	Counter Shaft	57	BER 057	Snap Ring (Late Model)
18	BER 018	Thrust Needle Roller	58	BER 058	Hex Socket Cap Screw 7/16" C X 1 1/4"
19	BER 019	Thrust Washer (A) .030" (B) .060" (C) .090"	59	BER 059	Cap Screw 7/16" C X 1 1/4"
20	BER 020	Cage Needle Roller (3/4")	60	BER SG-1356	Extension Bushing
21	BER 021	Front Counter Gear	61	BER 061-K	Piston
22	BER 022	Spring Counter	62	BER 062	Break Cup 1 3/8"
23	BER 023	Rear Counter Gear	63	BER 063	Break Cup Extender
24	BER 024	Push Sleeve	64	BER 064	Spring
25	BER 025	Push Sleeve Key	65	BER 065	Rear Oil Seal
26	BER 026	Clutch Disk (6 required)	66	BRK 15-1511	Clutch Master
27	BER 027	Steel Clutch (5 required)	67	BER 067	Interlock Pin
28	BER 028	Button Head Screw 5/16" C X 1/2"	68	BER 068	Filling Plug
29	BER SG-1052	Front Oil Seal	69	BER 069	Output Spacer
30	BER 030	Bolt 5/16" C X 1"	70	BER 070	Clutch Spacer
31	BER SG-1083	Snap Ring	71	BER 071	Fork Retaining Pin
32	BER 032	Front Input Bearing	72	BER 072	Magnetic Plug
33	BER 033	Air Vent	73	BER SG-1084	Drain Plug
36	BER 036Z	Low & Direct Shifting Rod	74	BER 074	Cage Needle Bearing
37	BER 037	Reverse Shifting Rod	75	BER 075	Reverse Shifting Fork
38	BER SG-1060	Detent Ball	76	BER 076	Frost Plug 3/4
39	BER SG-1058	Detent Spring	77	BER 077	Shifter detent Ball (Modified)
40	BER 040	Detent Spring High-Gear	78	BER 078-M	Shifter Assembly

BERT MOZ TRANSMISSION SHIFTER PARTS



DESCRIPTION	P/N
Basic Overhaul kit for BER MOZ (GEN 1) transmission - Includes 6 X BER 026, 1 X BER 021; 2 X BER 049; 1 X BER 052; 1 X BER 062; 1 X BER 071; 2 X BER 076; 1 X NIA 210	BER 090

Gen 1 Shifter Parts

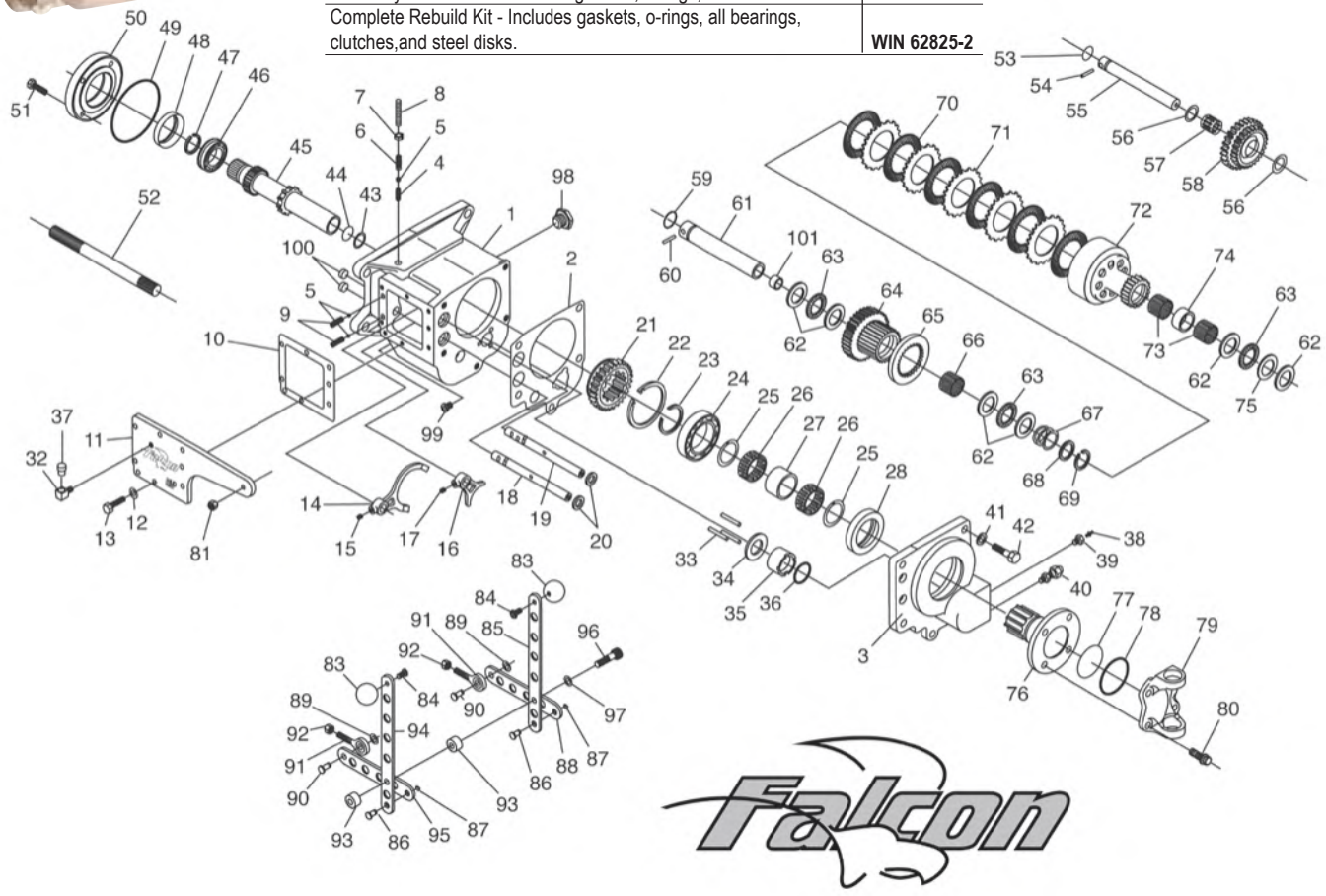
DESCRIPTION	P/N
BERT Shifter Assembly (comes complete with rod ends and side cover)	BER 078-M
Replacement Reverse Shifter Handle	BER 080-B
Replacement High/Low Shifter Handle	BER 080-A
Replacement Reverse Link (between rod end and shifter handle)	BER 078-B
Replacement High/Low Link (between rod end and shifter handle)	BER 078-A
Replacement Shifter Knob	BRP 907
Replacement Clutch Master Cylinder	MCP 18875
Replacement Clutch Handle	BRP 4420-1

Use **TRC A200022CE** MTF Transmission Fluid

WINTERS TRANSMISSIONS



DESCRIPTION	P/N
Winters Aluminum Modified Transmission (38 pounds)	WIN 60150
Replacement Shifter Assembly (comes complete with rod ends)	WIN 60115S
Economy Rebuild Kit - Includes gaskets, o-rings, clutches & disks	WIN 62824-2
Complete Rebuild Kit - Includes gaskets, o-rings, all bearings, clutches, and steel disks.	WIN 62825-2



REPLACEMENT PARTS LIST

ITEM	P/N	DESCRIPTION
1	WIN 61745	Transmission Case, Aluminum
1	WIN 61745M	Transmission Case, Magnesium
2	WIN 62155	Gasket
3	WIN 61843	Rear Cover, Aluminum
3	WIN 61843M	Rear Cover, Magnesium
4	WIN 62105	Shuttle Pin
5	WIN 67398	Detent Ball
6	WIN 62333	Detent Spring Top
7	WIN 68031	3/8-16 Jam Nut, Detent Screw
8	WIN 68030	3/8-16 x 1" Detent Screw
9	WIN 62332	Detent Spring, Side
10	WIN 62156	Gasket, Side Cover
11	WIN 62157	Side Cover, Shorty
12	WIN 67127	5/16 Washer
13	WIN 68034	5/16-18 x 3/4" HHCS
14	WIN 61911	Shift Yoke, Low/Neutral/Direct
15	WIN 67837	5/16-24 x 1/2" SHSS
16	WIN 61691	Shift Yoke, Reverse
17	WIN 68027	1/4-28 x 1/2" SHSS
1	WIN 62212	Shift Shaft, REVERSE
19	WIN 62211	Shift Shaft, Low/Neutral/Direct
20	WIN 67259	Seal, Shift Shaft
21	WIN 61741	Sliding Gear
22	WIN 67686	Retaining Ring, Bearing
23	WIN 67685	Retaining Ring, Output Shaft
24	WIN 67556	Bearing, Output Shaft
25	WIN 67695	Retaining Ring
26	WIN 67568	Intermediat Main & Rear Shaft Bearing
27	WIN 62373	Aluminum Spacer
28	WIN 67262	Rear Seal
28	WIN 67262V	Rear Seal, Viton
32	WIN 68036	Street Elbow, 1/8 NPT
33	WIN 61845	Push Rod

ITEM	P/N	DESCRIPTION
34	WIN 61906	Piston Thrust Washer
35	WIN 61844	Piston
36	WIN 67482	O Ring, Piston
37	WIN 68024	Breather
38	WIN 65313	Bleeder
39	WIN 65314	Adapter, Bleeder
40	WIN 68042	Compression Fitting
41	WIN 67811	Washer
42	WIN 67117	7/16-14 x 1 1/4" HHCS
43	WIN 68304	Retaining Ring, Core Plug
44	WIN 68000	Core Plug
45	WIN 61991	Main Shaft
46	WIN 67555	Bearing, Input Shaft
47	WIN 67682	Retaining Ring Input Bearing
48	WIN 67256	Seal, Seal Plate
48	WIN 67256V	Seal, Seal Plate, Viton
49	WIN 67483	O Ring, Seal Plate
50	WIN 61744	Seal Plate
51	WIN 67195	5/16-18 x 3/4" 12pt
52	WIN 61739-02	Input Shaft, 22 Spline
53	WIN 67481	O Ring, Reverse Shaft
54	WIN 67992	Roll pin, Reverse Shaft
55	WIN 61743	Reverse Counter Shaft
56	WIN 68303	Retaining Ring
57	WIN 67563	Needle Bearing
58	WIN 61742	Reverse Idler Gear
59	WIN 67480	Counter Shaft O-Ring
60	WIN 67991	Roll Pin, Counter Shaft
61	WIN 61737	Counter Shaft
62	WIN 67560	Thrust Washer
63	WIN 67562	Thrust Bearing
64	WIN 61734-36	Clutch Pack Hub
65	WIN 61736	Clutch Pack Spacer
66	WIN 67591	Needle Bearing
67	WIN 61912	Clutch Spring

ITEM	P/N	DESCRIPTION
68	WIN 61847	Clutch Spring Spacer
69	WIN 67687	Retaining Ring
70	WIN 61853	Clutch Disk, Friction
71	WIN 61852	Clutch Disk, Steel
72	WIN 61735	Clutch Gear
73	WIN 67559	Needle Bearing
74	WIN 62354	Spacer
75	WIN 67585	Thrust Washer
76	WIN 61740	Flange
77	WIN 67990	Core Plug
78	WIN 67676	Retaining Ring, Core Plug
79	WIN 68586	Flange Yoke
80	WIN 67152	3/8-24 x 7/8" 12pt
81	WIN 68033	5/16-18 Jam Nut
83	WIN 62637B	Shift Knob (Black)
84	WIN 68040	5/16-18 x 5/8" BHCS
85	WIN 62168	Shift Arm, Low/Neutral/Direct
86	WIN 62306	Linkage Pin
87	WIN 68301	Clip, Linkage Pin
88	WIN 62401	Shift Linkage, Low/Neutral/Direct
89	WIN 68302	Clip, Clevis Pin
90	WIN 62307	Clevis Pin
91	WIN 67580	Heim End
92	WIN 68032	Jam Nut, Heim End
93	WIN 62356	Spacer
94	WIN 62169	Shift Arm, Reverse
95	WIN 62402	Shift Linkage, Reverse
96	WIN 68019	Shoulder Bolt
97	WIN 68013	Wave Washer
98	WIN 68035	Plug, Fill
99	WIN 67874	Plug, Drain
100	WIN 68052	Case Plug
101	WIN 68025	Cap Plug

INBOARD BELLHOUSINGS



DESCRIPTION	P/N
BERT Inboard Bellhousing (No Flywheel or crank Flange)	BER 300-CF-NFC
BERT Magnesium Inboard Bellhousing (No Flywheel or crank Flange)	BER 300-CF-NFC-MAG
BERT Replacement Idler Gear with bushing	BER 303
BERT Replacement Idler Bushing	BER 304
BERT Replacement Idler Gear Shaft	BER 306
BERT Replacement Idler Spring	BER 308
BERT Replacement Idler Flat Washer	BER 309
BERT Replacement Extra Long Grease Fitting	BER 310
Replacement Starter Stud	BER 313
BERT Crate Sprint Engine External Drive Kit	BER 372-NC-EXT
Winters Inboard Bellhousing - (comes with flywheel and crank flange)	WIN 62844
Winters Replacement Idler Gear	WIN 62344
Winters Replacement Idler Bushing	WIN 62204
Winters Replacement Idler Shaft	WIN 62685
Winters Replacement Idler Spring	WIN 62341
Winters Replacement Idler Washer)	WIN 62815

CRANK FLANGES/FLYWHEELS

Note: Always use Anti-Seize compound when using BRP 330



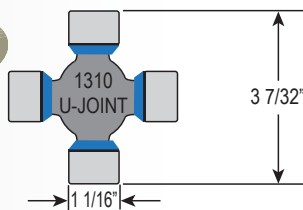
DESCRIPTION	P/N
Aluminum Chevy Crank Flange - BERT Transmission	BRP 330
Ford Crank Adaptor (uses Chevy crank flange/flywheel)	BRP 335
Bert Steel 2 piece Flywheel	BER 370
Bert Aluminum Fly Wheel Shim	BER 324
Steel Chevy Crank Flange - BERT Transmission	BER 007
Steel New Style Crank Flange (with dowel)- BERT Transmission	BER 007-NC
602 Crate Engine Crank Flange/Flywheel (1 piece) BERT Trans.	BER 311-NC-EXT
Aluminum Chevy Crank Flange - WINTERS Transmission	BRP 336
Winters Steel Flywheel	WIN 62479-A
Steel Chevy Crank Flange - WINTERS Transmission	WIN 62348-18
602 Crate Engine Crank Flange/Flywheel (1 piece) WINTERS Trans.	WIN 63844-18
Late Small Block Chevy 18 Spline Aluminum Crank Flange	WIN 62350-18A
602 Crate Engine Flywheel Shims (sold each)	WIN 62321 / BER 324NC
LS(W16) style engine adaptor (adapts Winters trans to WIN 62348-18)	WIN 64976
Also requires 6 WIN 68938 Metric Bolts	WIN 68938
Metric Bolts for WIN 64976 (6 required)	WIN 68938
Chevy Flywheel Bolts (Pack of 6) 7/16" X 1 1/4" Allen Bolts	BRP 328
Supermodified Crank Flange (adapts NEAPCO N2-2-329 U Joint Flange)	BRP 9373
Crank Flange for CT-525 and W16	BER CT-525-005

STRANGE DRIVESHAFTS & PARTS

Did You Know...

1310 U-Joints have a cap diameter 1 1/16" while 1350 have a cap diameter of 1 3/16"

Strange Oval



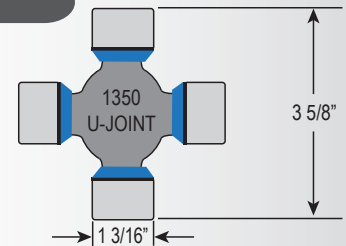
1310 Style 32 Spline Complete Kit

DESCRIPTION	P/N
19-3/8" Driveshaft Assembly	STG DKM203
21-3/8" Driveshaft Assembly	STG DKM205

Standard Length is 19 3/8"

1310 Style Replacement parts

DESCRIPTION	P/N
Billet Steel Bert Transmission Yoke	STG DYM205
Billet Steel Quick Change Pinon Yoke	STG DYM225
Billet Steel 32 Spline Slip Yoke	STG DYM235
U-Bolt Strap Kit for 1310 (pair)	STG U1612HD
U-Joint for 1310 Driveshaft Yokes	STG U1644
19 3/8" 32 Spline Shaft Only	STG DDM103-20
21 3/8" 32 Spline Shaft Only	STG DDM104A
23 3/8" 32 Spline Shaft Only	STG DDM105A
Flush Mount Grease Nipple (sold in packs of 2)	BRP 9662



1350 Style 32 Spline Complete Kit

DESCRIPTION	P/N
17.6" Driveshaft Assembly	STG DKM200
19.6" Driveshaft Assembly	STG DKM202A
21.6" Driveshaft Assembly	STG DKM204A

1350 Style Replacement Parts

DESCRIPTION	P/N
Billet Steel Bert Transmission Yoke	STG DYM200
Billet Steel Quick Change Pinion Yoke	STG DYM220
Billet Steel 32 Spline Slip Yoke	STG DYM230
32 Spl Billet Slip Yoke for 1350 U-Joints	STG DYM230A
U-Bolt Strap Kit for 1350 (pair)	STG U1610HD
U-Joint for 1350 Driveshaft Yokes	STG U1649
17.6" 32 Spline Driveshaft Only	STG DDM100
19.6" 32 Spline Driveshaft Only	STG DDM102
21.6" 32 Spline Driveshaft Only	STG DDM104
23.6" 32 Spline Driveshaft Only	STG DDM105

BRP 16 SPLINE GUNDRILLED DRIVESHAFTS



DESCRIPTION	P/N
16"	BRP 4040
18" (engine back)	BRP 4042
20" (std engine location)	BER 253

DESCRIPTION	P/N
22"	BRP 4046
24"	BRP 4048

YOKES & U - JOINTS



DESCRIPTION	P/N
16 Spline Steel Yoke (2.05#)	BRP 509
16 Spline Steel Yoke Machined (1.4#) - Lightweight	BRP 510
Solid U Joint, Greasable, 1310	BRP 512
Solid U Joint, Non Greasable, 1310	PEM S5-1310X
U-Bolts come with nuts and lock washers (sold per pair)	BRP 513
BRP Billet Aluminum U-Bolt (sold in packs of 2)	BRP 9246
Aluminum Sprint Car U Joint Flange	BRP 332
4 Bolt Steel Drive Yoke, Winters Transmission	WIN 65856
3/8"-24 F. x 7/8" 12 Point Yoke Bolt (sold each - requires 4)	WIN 67152
Flush Mount Grease Nipple (sold in packs of 2)	BRP 9662

WINTERS DRIVESHAFTS & PARTS



DESCRIPTION	P/N
20" Driveshaft 32 Spline	WIN 5991-20
32 Spline Drive Yoke - Aluminum	WIN 5038AS-32
32 Spline Slip Yoke - Aluminum	WIN 4865-32
Front Seal for WIN 5038AS-32	WIN 7204-32-01
U-Joint Strap Kit	WIN 3213
U-Joint w/o Grease Fitting	WIN 6847
32 Spline Steel Rear End Yoke	WIN 3536

DESCRIPTION	P/N
10 Spline Drive Yoke w/ Integral Spacer	WIN 3533
10 Spline Drive Yoke - Aluminum	WIN 5038AS
Driveshaft Connector U-Bolt (sold as a pair)	WIN 3655M
Seal for 10-10 Coupler	WIN 7242
Bearing for 10-10 Coupler	WIN 7531
Snap Ring Internal 10-10 Coupler	WIN 7657

DRIVESHAFT COVERS



DESCRIPTION	P/N
Driveshaft Cover for Bert GEN II Transmission (fits std or engine back)	BRP 9020
Bolt On Strap For GEN II Transmission with remote shifter (fills hole)	BRP 9020-4
Front Driveshaft Safety Loop (FITS BRP 432, 9295 Torque Arms)	BRP 1646
Rear Driveshaft Safety Loop (FITS BRP 432, 9295 Torque Arms)	BRP 1647

SHIFTER EXTENSIONS



DESCRIPTION	P/N
3" Shifter extension kit (comes with mounting bolts) Used for driver back chassis - Fits Winters and Bert Gen I	BRP 9054

STARTERS



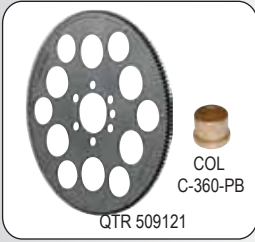
Inboard Starters

DESCRIPTION	P/N
Powermaster 200 ft/lb Inboard Starter	PWM 9529
Total Power 3HP Inboard Starter (sealed to keep moisture out)	TP 3NEM
Total Power Replacement Solenoid (fits Total Power Starters Only)	TP PS508
Starter Drive / Clutch Assembly (fits Total Power Starters Only)	TP 5502
2.6 HP - 2.0 kW Internal Mount Big Block Starter	BER 332

Block Mount Starters

DESCRIPTION	P/N
Afco 1.9 HP SBC/BBC Block Mount Starter	AFC 64200
Allstar 1.9 HP SBC/BBC Block Mount Starter	ALL 80520

FLEXPLATES



DESCRIPTION	P/N
153 Tooth Internally Balanced Flexplate (early)	QTR 509121
Chevy Long Pilot Bushing	COL C-360-PB
Stamped Steel Clutch Fork	LEF 075-1406
153 Tooth External Balance Flexplate - 1 Pc Rear Seal - Single 10 3/4" Bolt Pattern	ALL 26836

BRP SHIFTER BALL



DESCRIPTION	P/N
2" Billet Aluminum Shifter Ball - Red Anodized (3/8" C threads)	BRP 9057

QUARTER MASTER CLUTCHES & PARTS




V Drive Clutches

DESCRIPTION	SPLINE	DIAMETER	P/N
2 Disc Early Chevy (2 piece Rear Main)	1 1/8" X 10	7.25"	QTR 298108
2 Disc Externally Balanced for Crate Engines	1 1/8" X 10	7.25"	QTR 298103ZZ



Pro Series Replacement Clutch Discs

DESCRIPTION	SPLINE	DIAMETER	P/N
2 Disc Friction Pack	1 1/8" X 10	7.25"	QTR 226080
3 Disc Friction Pack	1 5/32" X 26	5.5"	QTR 325090
3 Disc Friction Pack	1 1/8" X 10	5.5"	QTR 325080



Floater Plate

DESCRIPTION	P/N
Pro Series 5.5" Clutch Floater Plate	QTR 105506



Flexplates

DESCRIPTION	P/N
Early Chevy, 2 Piece Rear Main Seal, 153 Teeth	QTR 509121
Early Chevy, 2 Piece Rear Main Seal, 153 Teeth - Lightweight	QTR 509180

Hydraulic Release Bearings

DESCRIPTION	P/N
710 Series Hydraulic Release Bearing Assembly, 2.00" Contact	QTR 710100
Bearing Assembly, Street, 10.5 & Larger, Flat Face	QTR 721100

Release Bearing Seal Kits


DESCRIPTION	P/N
Seal Kit for 710 Series Hydraulic Release Bearings	QTR 710101
Seal Kit for 721 Series Hydraulic Release Bearings	QTR 721101
Seal Kit for 730 Series Hydraulic Release Bearings	QTR 730101

EXHAUST GASKETS



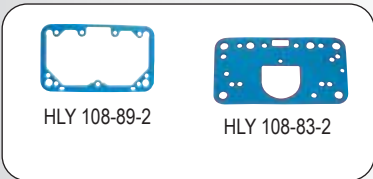
DESCRIPTION	P/N
SBC Small Race - 1.50" X 1.50"	FEL 1404
SBC Square Port - 1.55" - Steel Core Laminate	FEL 1405
SBC "D" Shaped 1.50" X 1.63" - Brodix Spec Head	FEL 1406
SBC Brodix Spread Port 1.81" Diameter	FEL 1409
BBC 1.94" Round Port	FEL 1411
BBC 2.13" Round Port	FEL 1412
SBC 1.34" Oval Race	SCH 01510
BBC 2" Round Race	SCH 02510
SBC Crate Engine D Port	SCH 01560
SBC Brodix Spec Head	SCH 01570
W16 / LS Exhaust Gasket	SCH 01780
SBC 602 Crate Upswept Gasket	SCH 01562
W16 / LS Copper Exhaust Gasket	SCE 4119
W16 / LS Header Stud Kit, Pkg of 12	BRP 9623

CARBURETOR GASKETS



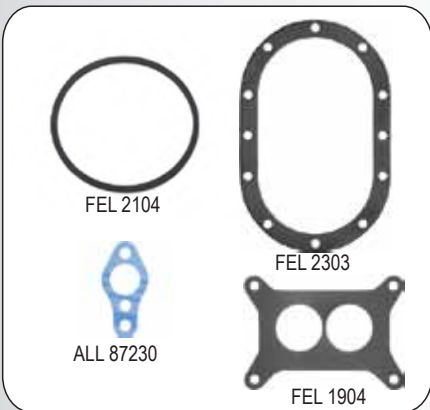
DESCRIPTION	P/N
Holley 4150 / 4777 Open Hole Gasket - Mr Gasket	MRG 54
Holley 4150 / 4777 Open Hole Gasket - Fel Pro	FEL 1900
Holley 4150 / 4777 4 Hole Gasket - Mr Gasket	MRG 55
Rochester 2 Barrel (Large Base) - Mr Gasket	MRG 52
Holley 2 Barrel 350 / 500 CFM - Mr Gasket	MRG 49

BOWL / METERING BLOCK GASKETS



DESCRIPTION	P/N
Blue Metering Block Gasket (sold in packs of 2)	HLY 108-89-2
Blue Bowl Gasket (sold in packs of 2)	HLY 108-83-2
Red Metering Block Gasket (sold each)	BLP 5401R
Red Bowl Gasket (sold each)	BLP 5400R
Carburetor Rebuild Kit - 650 CFM (4777)	HLY 37-485
Carburetor Rebuild Kit - 650 CFM HP (80541)	HLY 37-933
Carburetor Rebuild Kit - 500 CFM (4412)	HLY 37-474


MISCELLANEOUS GASKETS



DESCRIPTION	P/N
Allstar SBC Water Pump Gasket (sold each)	ALL 87230
Mr Gaskets Chevy Thermostat Gasket	MRG 740
Fel Pro Blue Chevy Thermostat Gasket	FEL 35062
Fel Pro Molded O-Ring Chevy Thermostat Gasket	FEL 2202
Fel Pro Air Cleaner Gasket with Steel Core, 5 1/8" Diameter	FEL 2104
Holley Composite Air Cleaner Gasket, 5 1/8" Diameter	HLY 108-4
Fel Pro Re-Usable Quick Change Cover Gasket, 12 bolt	FEL 2303
Re-Usable Metal Quick Change Sprint Cover Gasket, 12 bolt	WIN 6729HD
Fel Pro 2 Barrel Holley Carb Gasket	FEL 1904

FEL-PRO®

HEAD GASKETS



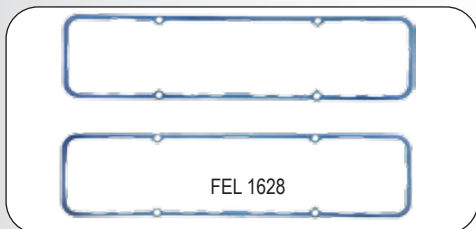
DESCRIPTION	P/N
Fel Pro SBC Steel Wire Ring - 4.166 Bore	FEL 1003
Fel Pro SBC 400 with Steel Wire Ring - 4.190 Bore	FEL 1004
Fel Pro SBC 400 - 4.20 Bore X .041"	FEL 1034
Fel Pro SBC .039" Thick - 4.080 Bore	FEL 1043
Fel Pro BBC Steel Wire Ring - 4.370 Bore X .039"	FEL 1027
Fel Pro SBC 4.200" Bore X .040"	FEL 1144

INTAKE GASKETS



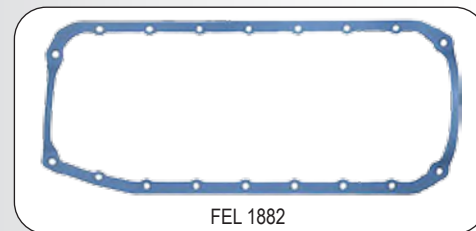
DESCRIPTION	P/N
Fel Pro DART 180 Heads	FEL 1204
Fel Pro SBC Small Race 1.28" X 2.09"	FEL 1205
Fel Pro SBC Medium Race 1.34" X 2.21"	FEL 1206
Fel Pro SBC Steel Core 1.310 X 2.100	FEL 1206S-3
Fel Pro SBC Large Race 1.38" X 2.28"	FEL 1207
Fel Pro SBC 1/8" - 1.25" X 1.90" to 1.40" X 2.30"	FEL 1245

VALVE COVER GASKETS




DESCRIPTION	P/N
Fel Pro SBC 7/32" Cork Rubber	FEL 1603
Fel Pro SBC 5/16" Steel Laminate	FEL 1604
Fel Pro SBC Blue Moulded Rubber with Steel Core	FEL 1628
Moroso SBC Blue Molded Silicon with Steel Core, Perm-align	MOR 93020
Fel Pro BBC 5/16" Cork Rubber	FEL 1630
MR Gaskets SBC 5/16" Thick Cork (Pair)	MRG 179
Fel Pro SBC Vortex Silicone Rubber (FOR 602 CRATE ONLY)	FEL VS50088R
Fel Pro L-S Series Silicone Rubber (FOR USE ON W16)	FEL VS50504R

OIL PAN GASKETS



DESCRIPTION	P/N
SBC Thick Front Seal - LH Dipstick	FEL 1803
SBC One Piece Oil Pan Gasket	FEL 1882

FUEL PUMP GASKETS



DESCRIPTION	P/N
Chevy Fuel Pump	FEL 6579
Chevy Fuel Pump Block Plate	FEL 5182

BATTERIES



DESCRIPTION	P/N
Total Power 1500 CA / 800 CCA 12V Racing Battery - weighs 31# (Dimensions - 9 7/8" L X 5 1/4" W X 6 7/8" T) Can Be Shipped	TP 1500
Total Power 1200 CA / 700 CCA 12V Racing Battery - weighs 24# (Dimensions - 7 3/4" L X 5 1/4" W X 6 7/8" T) Can Be Shipped	TP 1200
Qualitek Side Post 810 CA / 700 CCA 12V Battery - Weighs 32# (Dimensions - 9" L X 7" W X 7 3/4" H) Cannot Be Shipped	QLT 75-7


BATTERY CABLES



Top Post Battery Cable Kits

DESCRIPTION	P/N
Top Post 52" Positive Battery Cable	BRP 5107-1
Top Post 12" Negative Battery Cable	BRP 5107
20" Starter to Master Switch Cable	BRP 5107-2

NOTE: SEE PAGE 138 FOR BATTERY DISCONNECTS



Total Power Battery Cable Kits

DESCRIPTION	P/N
Total Power Battery Cable Kit - includes 52" positive cable, 12" ground cable, and 20" master switch to starter cable	TP CK-BRP-01
Total Power Engine Ground Kit - includes 8" cylinder head ground, 12" starter ground and 20" engine ground cables	TP GK-BRP-02

NOTE: SEE PAGE 138 FOR BATTERY DISCONNECTS



BRP Battery Cable Kits with Quick Disconnects

DESCRIPTION	P/N
Battery Side Cable Kit With Disconnect - Hooks up to Battery only and requires GAU 6011 to complete	GAU 6010
Car Side Cable Kit With Disconnect - Harness for car side only and requires GAU 6010 to complete	GAU 6011

NOTE: SEE PAGE 138 FOR BATTERY DISCONNECTS

BATTERY POSTS



DESCRIPTION	P/N
Total Power Battery Posts (Includes positive and negative)	TP 23-01264
Battery Terminal Cover Set (comes with 1 black and 1 red cover)	TP TP-671532
Red Battery Terminal Cover (sold each)	TP TP-71532

NOTE: SEE PAGE 138 FOR BATTERY DISCONNECTS

BATTERY BOXES / HOLD DOWNS



DESCRIPTION	P/N
Standard Style Battery Box With Hold Down	ALL 76100
Battery Hold Down for 2000 to present Bicknell Chassis	BRP 1541
Weld in Battery box for TP1200 (9" X 7")	CHA 63-9X7
Weld in Battery Box for TP 1500 (10.25" X 7")	CHA 63-10.25X7

MSD IGNITION

MSD IGNITION BOXES

Ignition Boxes & Rev Limiters



DESCRIPTION	P/N
MSD 6ALN DIRT Ignition Box, Red (fixed 7600 RPM rev limiter)	MSD 64316
MSD Digital 6AL Ignition Box, Red (dial style rev chip)	MSD 6425
MSD 6ALN Ignition Box, Red (rev chip style)	MSD 6430
Pro Stock / Sportsman Soft Touch Rev Control (rev chip style), Red	MSD 87286
Pro Stock / Sportsman Digital Rev Control, Red	MSD 8727CT
Mandatory for DIRTCar as of 1/1/2016	MSD 8727CT
Ignition Cable for MSD 87286 or MSD 8727CT	MSD ASY26434
Lexan Chip Cover For MSD 87286 (keeps rev chip in place)	BRB 10
MSD 6 HVC Pro Race Ignition Box, Black (with fast rev limiter)	MSD 6631
MSD 6 HVC Pro Race Ignition Box, Black (with soft touch rev limiter)	MSD 6632

Replacement Rev Chips

DESCRIPTION	P/N
MSD 3000 Rev Chip Only	MSD ASY10177
MSD 6000 Rev Chip Only	MSD ASY11216
MSD 6200 Rev Chip Only	MSD ASY11533
MSD 7600 Rev Chip Only	MSD ASY11545
MSD 7800 Rev Chip Only	MSD ASY11545
MSD 8000 Rev Chip Only	MSD ASY10179
MSD 8000-8800 Rev Chip Module Kit	MSD 8748

MSD IGNITION COILS



Coils / Mounts / Coil Wires

DESCRIPTION	P/N
MSD Ignition Coil - Blaster Series - High Vibration, Black	MSD 8222
MSD Blaster Series Coil Mount for MSD 8222	MSD 8213
Universal Coil Wire Kit, Blue	MOR 73235
Universal Coil Wire Kit, Black	TAY 45409
MSD Ignition Coil - 6 HVC (used only with 6631 and 6632 Ignition boxes)	MSD 8250
MSD Ignition Coil - Blaster HVC Series, Blue	MSD 8252
MSD Ignition Coil - Blaster HVC 2 Series, Blue	MSD 8253
MSD Coil Wire Connector, Feed through firewall	MSD 8211

MSD DISTRIBUTORS / CAPS / ROTORS

Distributors

DESCRIPTION	P/N
MSD Pro Billet Distributor - Chevy V8 with Locked Out Timing, Red	MSD 85501
MSD Pro Billet Distributor - Chevy V8 with Locked Out Timing, Black	MSD 85505
Replacement Distributor - W16, Red	WEG DIST

Caps & Rotors

DESCRIPTION	P/N
MSD Distributor Cap - V8 - HEI Terminals (MSD Billet / Pro Billet), Red	MSD 8433
MSD Distributor Cap - V8 - HEI Terminals (MSD Billet / Pro Billet), Black	MSD 84333
MSD Ford HEI Distributor Cap, Red	MSD 8408
MSD Distributor Cap - Short Style (FITS W16), Red	MSD 8431
MSD Cap-A-Dapt Kit, Red	MSD 8445
AC Delco GM HEI Distributor Cap - Stock Replacement	ACD D336X
MSD Low Profil Rotor, Red	MSD 8457
MSD Rotor (MSD Billet / Pro Billet), Red, Fits W16	MSD 8467
MSD Adjustable Rotor Assembly, Red	MSD 8421
MSD Adjustable Rotor Assembly, Red, use with MSD 8433	MSD 84211
MSD Cap-A-Dapt Replacement Rotor (fits MSD 8445), Red	MSD 8423
AC Delco GM HEI Rotor	ACD D448X

Distributor Parts

DESCRIPTION	P/N
Coleman Bronze Chevy Distributor Gear - MSD Distributor	COL C-350-MSD
Coleman Stock Chevy Bronze Distributor Gear	COL C-350
MSD Bronze Chevy Distributor Gear	MSD 8471
MSD 6' Distributor Extension Cable (green/purple trigger wire)	MSD 8860
Moroso Distributor Advance Kit	MOR 72300
MSD Magnetic Pickup For Crank Trigger (for W16)	MSD 8505
MSD Magnetic Pickup, with 2 Pin Connector, Pro Billet Distributors	MSD 84661
MSD Mechanical Advance Lockout Plate, HEI	MSD 88363
MSD Spark Advance Lockout Plate, Vacuum advance, HEI	MSD 88364



ELECTRICAL & GAUGES

SPARK PLUGS & WIRES

Spark Plug Wires



DESCRIPTION	P/N
Moroso SBC Under Header - HEI Style	MOR 72407
MSD SBC Over Valve Cover - HEI Style	MSD 31359
MSD SBC Under Header - HEI Style	MSD 31249

Spark Plugs



DESCRIPTION	P/N
Autolite # AR52 - Brodix Spec Head	AUT AR52
NGK Crate Engine Spark Plug	NGK TR5
NGK Sprint Engine Spark Plug	NGK R5671A-9
NGK Extended Tip	NGK R5674-8
NGK Projected Tip	NGK R5674-9
NGK Short Tip	NGK R5673-8
NGK Brodix Spec Head - Flat Tip	NGK R5671A-9
NGK Brodix Spec Head - Extended Tip	NGK R5672A-8
NGK Brodix Spec Head - Extended Tip Cold Plug	NGK R5672A-9
W16 / LS Engine Spark Plug	NGK BR7EF

WEATHER TIGHT CONNECTORS




DESCRIPTION	1 PIN P/N	2 PIN P/N	3 PIN P/N	4 PIN P/N	6 PIN P/N
MSD Deutsch Connectors - 16 Gauge		MSD 8183		MSD 8181	MSD 8180
MSD Deutsch Connectors - 12 Gauge		MSD 8184		MSD 8187	
Black Weather-tight Sealed Connectors	MSD 8174	MSD 8173	MSD 8172	MSD 8171	MSD 8170

NOTE: ALL ABOVE CONNECTORS COME WITH MALE & FEMALE HOUSINGS, SEALS, AND PINS

DESCRIPTION	P/N
Tach Connector for HEI - Brown	MSD CON15855
Positive Ignition Connector for HEI - Grey	MSD CON15856
2 pin Weather Tight Plug for BRP 9153 & BRP 9300 Helmet Fan (can be used for other connections, same as MSD 8173)	BRP 9157

WIRING HARNESSES



DESCRIPTION	P/N
2 Pin MSD Coil Wiring Harness	GAU 6000
Car Side MSD Wiring Harness	GAU 6001
MSD Adaptor Harness (adapts GAU 6001 to MSD 64316 ignition box)	GAU 6002
MSD Adaptor Harness (adapts GAU 6001 to MSD 6425 ignition box)	GAU 6003
MSD Adaptor Harness (adapts GAU 6001 to MSD 6430 ignition box)	GAU 6004
MSD Adaptor Harness (adapts GAU 6001 to MSD 8727CT ignition box)	GAU 6005
MSD Stock Wiring Harness for MSD 6430/6401	MSD ASY17296
MSD Stock Wiring Harness for MSD 64316	MSD ASY25452
MSD Stock Wiring Harness for MSD 8727CT	MSD ASY26434

NOTE: TO HOOK UP A TYPICAL MSD 6425 IGNITION BOX, A GAU 6001 IS REQUIRED TO MOUNT IN THE CAR. THEN A GAU 6003 AND GAU 6000 IS REQUIRED TO ADAPT TO THE GAU 6001 HARNESS.

Did You Know...

The GAU line of wiring harnesses are designed to hook right up to GAU 5104-01 dash panels, making them quick and easy to wire! The adaptor harnesses allow 1 car side harness (GAU 6001) to hook up to any MSD box. Switching between 7600 small block box and open rev box is quick and easy!

BRP PRE-WIRED DASH PANELS



DESCRIPTION	P/N
BRP Pre-Wired Dash - includes oil pressure / water temp. / sending units and switches)	GAU 5104-01
BRP Pre-Wired Dash With MSD Harness - includes oil pressure / water temp. / sending units / switches / GAU6001 car harness	GAU 5110-01
BRP Pre-Wired Dash with MSD Harness- includes Autometer Stepper Oil Pres. / Water temp. / Fuel Pres. Gauges, and Longacre Digital Tach	GAU 5115-01

DESCRIPTION	P/N
5 Lug Terminal Strip	GAU 360-1261
Sealed Starter Remote Button with 20" Pre-Wired Leads	GAU 5091
22" Remote Starter Switch (spring loaded switch)	GAU 5092
Dash Wiring Harness Only	GAU 5104-01-W
Fire Wall Rubber Grommet Set - Qty 36 Pieces (1/2" to 1-1/4" OD & 1/4" to 5/8" ID)	ALL 18360
Electrical Outlet Socket - 3 Prong Male Socket	ALL 76430
Replacement MIL SPEC Momentary Toggle Switch for BRP Dash	360-1209MIL-SPEC
Replacement MIL SPEC Toggle Switch for BRP Dash	360-1210MIL-SPEC
Replacement LED Bulb for gauges	QUA 310-2000

NOTE: REPLACEMENT SENDING UNITS ALSO AVAILABLE FOR GAU 5115-01 DASHES

MASTER DISCONNECT SWITCHES



DESCRIPTION	P/N
Battery Master Disconnect Switch with Alternator (4 terminals)	LON 52-45780
Total Power Sealed Master Battery Switch with Alternator (switch is sealed internally at stem and connections for a moisture resistant seal)	TP 75904-01
Heavy Duty Master Disconnect Switch - 125 AMP	LON 52-45782
Alternator Jumper Wire For Battery Master Switch	GAU 6020

DESCRIPTION	P/N
Battery Master Disconnect Switch Guard for TP 75904-01	BRP 9467
Battery Master Disconnect Switch Guard for REB 160-1500 / AFC 85268	BRP 9468
Red Battery Terminal Cover (sold each)	TP TP-71532

Did You Know...
The battery master disconnect guards are machined from aluminum! They are super strong and resist rocks and flying debris.

SWITCHES



DESCRIPTION	P/N
Weatherproof Toggle Switch	LON 52-45300
Toggle Switch with Flip Cover	LON 52-45470
40 Amp Toggle Switch	LON 52-45420
6 Terminal Toggle Switch or Replacement Switch for BRP 5104 Dash	QUA 360-1220
Starter Push Button	LON 52-45460
Starter Remote Push Button with 20" Pre-Wired Leads	GAU 5091
Starter Remote Momentary Toggle with 20" Pre-Wired Leads	GAU 5092
Momentary Toggle Switch	LON 52-45462
Replacement MIL-SPEC Momentary Toggle Switch for BRP Dash	360-1209MIL-SPEC
Replacement MIL-SPEC Toggle Switch for BRP Dash	360-1210MIL-SPEC
20 Amp Havy Duty Toggle Switch	ALL 80176
20 Amp Momentary Toggle Switch	ALL 80177
Toggle Switch For Switch Panel	ALL 99067

WARNING LIGHTS



DESCRIPTION	P/N
Oil Pressure Warning Light Kit - 20 psi, 1/8" NPT, Red Light	LON 52-40000
Water Temp Warning Light Kit - 230°, 1/2" NPT, Amber Light	LON 52-40150
Water Temp Warning Light Kit - 230°, 3/8" NPT, Amber Light	LON 52-40152
Oil Temp Warning Light Kit - 270°, 1/2" NPT, Blue Light	LON 52-40350
Water Temp Warning Light Kit - 300°, 3/8" NPT, Blue Light	LON 52-40400
Fuel Pressure Warning Light Kit - Adjustable 2-7#, 1/8" NPT, Clear Light	LON 52-40250
Fuel Pressure Warning Light Kit - 4 psi, 1/8" NPT, Clear Light	LON 52-40251
Water Pressure Warning Light Kit - 3 psi, 1/8" NPT, Amber Light	LON 52-40141
Replacement Clear Light Only	LON 52-41801
Replacement Red Light Only	LON 52-41802
Replacement Amber Light Only	LON 52-41803
Replacement Green Light Only	LON 52-41804
Replacement Blue Light Only	LON 52-41805

TACHOMETERS



Mechanical Tachometers

DESCRIPTION	P/N
3 3/4" Face Tachometer - Remote Recall, 0 - 10,000 RPM Std Ignition	ATM 6601
5" Face Tachometer - Non Remote Recall, 0 - 9,000 RPM Std Ignition	ATM 6809
Quick Car 5" Face Memory Tachometer - 0 - 10,000 RPM STD Ignition	QRP 611-6001

Digital Tachometers


DESCRIPTION	P/N
Digital Tachometer (works on all ignition systems) 3 1/8" X 3 1/8" X 1" 0 - 10,000 RPM - displays highest RPM only	TEL TACH
Digital Tachometer (works on all ignition systems) 3 1/8" X 3 1/8" X 1" 0 - 10,000 RPM - displays 4 high / 4 low RPM's + overall high (9 total)	TEL OTP
Replacement wiring harness for TEL TACH / TEL OTP	TEL 1001
AccuTech Digital Tach 0 - 10,000 RPM 3 1/2" X 1 1/2"	LON 52-44391

Did You Know...
Both TEL TACH and TEL OTP come complete with mounting brackets, wiring harness and instruction booklet on how to hook up to ignition systems. These tachs work with MSD, and magneto type ignition systems.

REPLACEMENT GAUGES



DESCRIPTION	2 5/8" AUTOGAGE	2 5/8" AUTOMETER	2 5/8" LIQUID FILLED	2 5/8" GLOW-IN-DARK	2 5/8" SILVER
Mechanical Fuel Pressure - 0 - 15 psi	ATM 2311	ATM 3413	ATM 5411	ATM 4511	ATM 4411
Mechanical Oil Pressure - 0 - 100 psi	ATM 2312	ATM 3421	ATM 5421	ATM 4521	ATM 4421
Mechanical Water Temp. - 100° - 280°F	ATM 2313	ATM 3431	ATM 5431	ATM 4531	ATM 4431
Mechanical Oil Temp. - 100° - 340°F	ATM 2314	ATM 3441	ATM 5441	ATM 4541	ATM 4441



DESCRIPTION	2 5/8" SILVER	2 5/8" ALLSTAR	1 1/2" LIQUID FILLED	DESCRIPTION	2 5/8" SMI STEPPER
Mechanical Fuel Pressure - 0 - 15 psi	GAU 5109	ALL 80098	ATM 2172	SMI Stepper Fuel Pressure - 0 - 15 psi	LON 52-46742
Mechanical Oil Pressure - 0 - 100 psi	GAU 5101	ALL 80095		SMI Stepper Oil Pressure - 0 - 100 psi	LON 52-46741
Mechanical Water Temp. - 100° - 280°F	GAU 5102	ALL 80096		SMI Stepper Water Temp. - 100° - 280°F	LON 52-46744
Mechanical Oil Temp. - 100° - 340°F	GAU 5103	ALL 80097		SMI Stepper Oil Temp. - 100° - 340°F	LON 52-46745
				SMI Stepper Fuel Pressure - 0 - 100 psi	LON 52-46743
				SMI Stepper Voltmeter - 8 - 18V	LON 52-46746
				SMI Stepper Tachometer - 0 - 10,000 RPM	LON 52-46747
				SMI Stepper Water Pressure - 0 - 60 psi	LON 52-46748

SEE PAGE 121 FOR GAUGE FITTING ADAPTORS

REPLACEMENT SENDING UNITS



DESCRIPTION	P/N
Adjustable Fuel Pressure Sending Unit - 3 psi (adjustable + or - 2 psi)	LON 52-43020
Electric Pressure Switch, 4 psi on, 1/8" NPT Male	LON 52-43021
Oil Pressure Sending Unit - 20 psi	LON 52-43080
Water Temperature Sending Unit - 230° - 1/2" NPT	LON 52-43250
Water Temperature Sending Unit - 230° - 3/8" NPT	LON 52-43252
Oil Temperature Sending Unit - 275°	LON 52-43350
1/2" NPT Adaptor for Water Temperature Gauge	QRP 611-900
3# Water Pressure Sending Unit	LON 52-43241
Replacement Water Temp Sensor for SMI Stepper Gauges- 100° - 280°	LON 52-43500
Replacement Oil Temp Sensor for SMI Stepper Gauges- 100° - 340°	LON 52-43505
Replacement Oil Pressure Sensor for SMI Stepper Gauges- 0-100 #	LON 52-43520
Replacement Fuel Pressure Sensor for SMI Stepper Gauges- 0-15#	LON 52-43510
Replacement Sensor Wire for SMI Stepper Gauges	LON 52-43530
Replacement Wiring Harness for SMI Stepper Pressure Gauges	LON 52-43534
Replacement Wiring Harness for SMI Stepper Temperature Gauges	LON 52-43536
Engine Kill Brake Pressure Switch, 700-1900 psi Adjustable Cut-Off	ALL 76255

GAUGE PANELS



DESCRIPTION	P/N
Allstar 2 Gauge Panel - Oil Pressure/Water Temp W/ Lights	ALL 80090
Allstar 3 Gauge Panel - Oil Pressure/Water Temp/Oil Temp W/ Lights	ALL 80091
Longacre 2 Digital Gauge Panel - Black Face Oil Pressure/Water Temp W/ Lights	LON 52-44660
Quickcar 2 Gauge Panel - Oil Pressure/Water Temp W/ Lights	QRP 61-6001

BRAKE GAUGES AND PANELS



DESCRIPTION	P/N
Allstar Brake bias panel with 1 1/2" liquid filled gauges	ALL 80170
DESCRIPTION	P/N
Wilwood Quick check brake pressure gauge (screws into bleed screw)	WIL 260-0966
Longacre Brake check Kit With Gauges	LON 52-44145

SBC WATER PUMP SPACERS



BRP 6099

DESCRIPTION	P/N
1/8" Thick Water Pump Spacer (sold in packs of 2 with 4 gaskets)	BRP 6098
1/4" Thick Water Pump Spacer (sold in packs of 2 with 4 gaskets)	BRP 6099
3/8" Thick Water Pump Spacer (sold in packs of 2 with 4 gaskets)	BRP 6100
1/2" Thick Water Pump Spacer (sold in packs of 2 with 4 gaskets)	BRP 6101
Replacement Water Pump Gaskets (sold in packs of 4)	BRP 6097

WATER PUMPS



STE 33103

STE STE50003

ALL 31064

BRP 9244

DESCRIPTION	P/N
SBC Short Stage 3 Ultra High Flow Cast Aluminum Water Pump	STE 33103
SBC Short Stage 1 High Flow Cast Iron Water Pump	STE 13103
SBC Short Cast Aluminum Water Pump	ALL 31105
SBC Water Pump Block Plates (sold in pairs) used in transporting engine	BRP 9244
BBC Water Pump Block Plates (sold in pairs) used in transporting engine	BRP 9245
Water Pump Pulley Shim Kit	ALL 31064
Water Pump Cartridge for W16, 3/4" Shaft	STE STE50003

FANS & FAN SPACERS

DESCRIPTION	15" P/N	17" P/N	18" P/N	19" P/N
Steel 6 Blade Fan	ALL 30102 (3.60#)	ALL 30103 (3.90#)		
Steel 4 Blade Fan	ALL 30104 (3.26#)		AFC 80183 / ALL 30105 (4.09#)	ALL 30101 (4.12#)
Aluminum 6 Blade Fan	ALL 30096 (2.65#)	ALL 30097 (3.10#)		
Ultra Light Nylon 6 Blade Fan	ALL 30092 (0.58#)	ALL 30094 (0.65#)		



ALL 30094

ALL 30103

AFC 80183

RFN 5000-750

RFN 1500-000

ALL 30101

RFN 1000-000

ALL 30079

BRP 1017

BRP 950S

BRP 1012BK

DESCRIPTION	P/N
Allstar Reinforcement Plate for Nylon Fan	ALL 30079
Jones Racing Products 17" 3 Blade Plastic Fan	JRP WP-9104-17-H3

RaceFan Adjustable Fans

DESCRIPTION	P/N
Mechanical Fan Hub, 5/8" Pilot Hole	RFN 5000-625
Mechanical Fan Hub, 3/4" Pilot Hole	RFN 5000-750
Fan Hardware, 3 bolts, 3 nuts, 6 washers	RFN 1000-000
Mechanical Fan Blade, 15 Inch, Sold Each	RFN 1500-000
Mechanical Fan Blade, 17 Inch, Sold Each	RFN 1700-000
Mechanical Fan Blade, 19 Inch, Sold Each	RFN 1900-000

Did You Know...
BRP fan spacers fit 5/8" & 3/4" water pumps and come with all mounting hardware

Billet Aluminum Fan Spacers

DESCRIPTION	RED P/N	BLACK P/N
5/8" Fan Spacer	BRP 1014	BRP 1014BK
1" Fan Spacer	BRP 1009	BRP 1009BK
1 1/2" Fan Spacer	BRP 1010	BRP 1010BK
2" Fan Spacer	BRP 1012	BRP 1012BK
2 1/2" Fan Spacer	BRP 1013	BRP 1013BK
3" Fan Spacer	BRP 1015	BRP 1015BK
3 1/2" Fan Spacer	BRP 1017	BRP 1017BK
4" Fan Spacer	BRP 1019	BRP 1019BK
Replacement Adaptor (adapts 5/8" shaft water pumps to 3/4")	BRP 950S	

RAD CAPS AND BILLET NECKS



ALL 30136

BRP 5125


BRP 5126

BRP 6093

DESCRIPTION	P/N
Allstar Small Radiator Cap, 28-32 psi, 32mm small diameter	ALL 30126
Stant Radiator Cap, 28-32 psi	ALL 30128
Stant Radiator Cap, 18-22 psi	ALL 30134
Stant Radiator Cap with Lever, 21-25 psi	ALL 30131
Allstar 22# Radiator Cap	ALL 30136
Longacre 29-31# Radiator Cap	LON 52-75265
Art's Radiator 34# Radiator Cap	ART RC100


DESCRIPTION	P/N
Billet Aluminum Rad Neck for Rad Cap (Weld On)	BRP 5125
Small Base Aluminum Rad Filler Neck (Weld On)	BRP 5125-1
Barb Fitting for Aluminum Rad Neck (1/8" NPT X 3/8" I.D. Hose)	BRP 5126
Billet Aluminum 1 1/2" Rad Neck (Weld On)	BRP 6092
Billet Aluminum 1 3/4" Rad Neck (Weld On)	BRP 6093
Brass Fitting For Radiator Neck - 1/8" NPT to 1/4" hose end	BRP 4993

EXPANSION TANKS



DESCRIPTION	P/N
Surge Tank Neck With Rad Cap Neck	BRP 570
Over Flow Catch Can	BRP 568
Art's Remote Surge / Overflow Recovery Tank (mounts on right side of car)	ART1006041
Art's Standard Height Expansion Tank - right side outlet	ART 100401
Art's Cooling System Thermostat Regulator	ART 357180
Art's Chevy Standard Expansion Tank	ART 58035
Art's Low Profile Expansion Tank, Right Side Outlet	ART 58037CE
Art's 602 Crate Motor Expansion Tank	ART 58602C
SBC Short Expansion Tank - right side outlet	FIN 003
BBC Short Expansion Tank - right side outlet (with 18" cylinder head/intake clearance)	FIN 007
W16 Expansion Tank	ART RYR1T
W16 Hardware Kit for ART RYR1T	ART RYR1K
Modified Surge / Overflow Tank (Mounts beside radiator on right side)	BRP 9576
1/8" NPT Drain Petcock Valve	BRP 4797

LATE MODEL RADIATORS



Afco Aluminum Radiators



DESCRIPTION	WIDTH	HEIGHT	THICKNESS	P/N
Aluminum GM, Driver Inlet / Passenger Outlet	27 1/2"	19"	3"	AFC 80101N
Aluminum GM, Driver Inlet / Passenger Outlet	31"	19"	3"	AFC 80102N
Aluminum Double Pass, Passenger Inlet & Outlet	27 1/2"	19"	3"	AFC 80101NDP
Aluminum Double Pass, 3/4" NPT Driver Side Inlet & Outlet	21"	12"	3"	AFC 80207
Aluminum AN 16 Inlet, Passenger Inlet & Outlet, No Filler	28"	19"	3"	HOW 342A2816NF

DIRTCar RADIATORS



Pat's Rad Aluminum Radiators



DESCRIPTION	WIDTH	HEIGHT	THICKNESS	FAN SHROUD	P/N
Aluminum Crossflow - No Rad Cap (Top Right and Bottom Right)	23"	23"	3 3/4"	SBC- ART FS7 BBC- ART FS6	PAT 1
Lightweight Crossflow - No Rad Cap (Top Right and Bottom Right)	22"	23"	3 1/4"	SBC- PAT FS5 BBC- ART FS6	PAT 5
Lightweight Crossflow - No Rad Cap with bung fitting for heater element	22"	23"	3 1/4"	BRB 7 for Aluminum 3" PATFS5 for Fiberglass 6"	PAT 5H
Lightweight Crossflow - No Rad Cap with bung fitting for heater element (Top Right and Bottom Right)	20"	21.5"	3"	MUST BE HAND MADE AT THIS TIME	PAT 14H
Lightweight Crossflow - No Rad Cap with bung fitting for heater element	23"	24"	3 1/4"	BRB 7 ART 14-17	FPP STD-2




DESCRIPTION	P/N
400 Watt Radiator Heater Element (use with PAT 5H and PAT 14H)	PAT 16
600 Watt Radiator Heater Element (will not fit Pat's Rad, use with FPP STD-2)	FPP 1270

NOSE SCREEN



DESCRIPTION	P/N
3/16" Stainless Steel Nose Screen - 1' X 3'	ALL 22270

RADIATOR SCREENS



DESCRIPTION	P/N
BRP Front Radiator Screen Kit (comes complete with clamps and bolts)	BRP 9400
Replacement Clamp Bracket	BRP 9053BK
Allstar Honeycomb Radiator Protector - 19" X 26"	ALL 30158
Art's 23" X 23" Radiator Core Saver	ART 600100
Art's 23" X 23" Radiator & Oil Cooler Saver	ART 600101
Outerwears 20" X 30" "Bloomquist" Shaker Radiator Screen	OUT 11-2652-12


THERMOSTAT HOUSINGS AND OUTLETS



DESCRIPTION	P/N
1 1/4" Thick Thermostat Spacer with 2 3/8" NPT Outlets	BRP 587
1" Thick AN16 Thermostat Housing with 2 3/8" NPT Outlets	BRP 589
AN 16 Water Outlet - No Swivel	BRP 583
Water Outlet Top For Radiator Cap (Black)	MOR 63465
AN 16 Water Outlet - Straight Swivel	BRP 1045
AN 20 Water Outlet - Straight Swivel	BRP 1047
AN 16 Water Outlet - 90° Swivel	BRP 1046
AN 20 Water Outlet - 90° Swivel	BRP 1048
Water Outlet Restrictor Kit	MOR 63440
90° Swivel Water Neck 1-1/2" with O-Ring	ALL 30170
45° Swivel Water Neck 1-1/2" with O-Ring	ALL 30171
75° Swivel Water Neck - 1-1/2" with O-Ring	ALL 30173
O-Ring for Swivel Outlet	ALL 99136

FAN SHROUDS

Fiberglass Fan Shroud for 17" Fans



DESCRIPTION	WIDTH	HEIGHT	THICKNESS	P/N
BBC Downflow Fan Shroud	22 1/2"	20 1/2"	3 3/4"	BRB 1
SBC Crossflow Fan Shroud	20"	22"	6"	PAT FS5

Aluminum Fan Shroud for 17" Fans

DESCRIPTION	WIDTH	HEIGHT	THICKNESS	P/N
SBC/BBC Crossflow Fan Shroud	19 1/2"	22"	2"	BRB 7
4" Fan Shroud Extension For BRB 7			4"	BRB 7-3
SBC Crossflow Fan Shroud	19 1/2"	22"	4"	ART 4-17
BBC Fan Shroud	19 1/2"	22"	2"	ART 2-17

4 PLY PREFORMED SILICONE RADIATOR HOSES

AVAILABLE IN RED AND BLACK!



DESCRIPTION	RED P/N	BLACK P/N
SBC Lower Radiator Hose (lower right of radiator to pump) - 1 3/4" inlet and outlet X 24 3/4" long	BRP 9344RD	BRP 9344
SBC Upper Radiator Hose (top left of radiator to expansion tank) - 1 1/2" inlet and outlet X 21 3/4" long	BRP 9345RD	BRP 9345
BBC Lower Radiator Hose (lower right of radiator to pump) 1 3/4" Outlet, 2" Inlet X 21" Long	BRP 9346RD	BRP 9346
SBC or BBC Upper Radiator Hose (top right of radiator to expansion tank - 1 1/2" inlet and outlet X 19 1/4" long	BRP 9347RD	BRP 9347

DESCRIPTION	P/N
Universal 1 1/2" Radiator Hose - 6" Long Silicone	NRA Z71026
Universal 1 1/2" Radiator Hose - 9" Long with 135° Bend	NRA Z71029

UNIVERSAL RADIATOR HOSES AND PLUGS



DESCRIPTION	P/N
1 1/2" Hose Plug Assembly (comes with 1 1/2" X 3" L hose, 2 KBP 28C, & BRP 6090-1 plug)	BRP 6090
1 3/4" Hose Plug Assembly (comes with 1 3/4" X 3" L hose, 2 KBP 32C, & BRP 6091-1 plug)	BRP 6091
1 1/2" Inline Filler	MOR 63730
RedLine Water Wetter	RED 80204
Champion Oil Cold Blue Water Coolant Additive, 16 oz bottle	CHO 42901
Maxima Cool-Aide Coolant Additive, 16 oz bottle	MAX 84916S

HOSE CLAMPS



APROX. SIZE	P/N	APROX. SIZE	P/N
5/16" - 9/16"	KBP 4C	1 1/4" - 2"	KBP 24C
1/2" - 7/8"	KBP 6C	1 3/8" - 2 1/4"	KBP 28C
1/2" - 1"	KBP 10C	1 9/16" - 2 1/2"	KBP 32C
5/8" - 1 1/8"	KBP 12C	2 1/8" - 3 1/8"	KBP 40C
3/4" - 1 1/2"	KBP 16C	2 9/16" - 3 1/2"	KBP 48C
7/8" - 1 5/8"	KBP 20C	2 3/4" - 3 3/4"	KBP 52C

SIZE	APPLICATION	P/N
1.730" - 1.850"		KBP 59
1.750" - 2.250"	SBC / BBC Upper Radiator Hoses	KBP 60
2.040" - 2.165"		KBP 61
2.000" - 2.500"	SBC Both Ends - BBC Lower Radiator End Only	KBP 62
2.250" - 2.750"	BBC Water Pump End - Lower Hose	KBP 63



7MM PULLEY KITS

602 CRATE ENGINE 7MM PULLEY KIT



FOR 604 CRATE ENGINES, THE FOLLOWING IS REQUIRED:
 1- BRP 6099 - water pump spacers
 2- BRP 1631 - 1/8" p/s pump spacers
 (only need if using BRP 268BK - not needed if using BRP 9542)
 1- BRP 9077 - 5/16" crank pulley spacer

Pulley Speed @ 6000 Engine RPM	35% Reduction	17% Reduction
Water Pump	3782 rpm	5091 rpm
Alternator	4457 rpm	6000 rpm
Power Steering	3900 rpm	5250 rpm

DESCRIPTION	P/N
7MM 602 CRATE ENGINE Pulley Kit - 35% REDUCTION	BRP 9274
7MM 602 CRATE ENGINE Pulley Kit - 17% REDUCTION	BRP 9274-1


FOR CIRCLE TRACK APPLICATIONS, BRP 9274-1 KIT IS RECOMMENDED.

Kit Components

DESCRIPTION	BRP 9274	BRP 9274-1
7MM Lower Crank Pulley	BRP 9270	BRP 9279
7MM Water Pump Pulley (no spacer)	BRP 9277	BRP 9277
7MM Alternator Pulley	BRP 9273	BRP 9273
Steel Power Steering Pump With 9272 Pulley Installed	BRP 9288	BRP 9288
Block Mount Power Steering Pump Bracket	BRP 268BK	BRP 268BK
OR , if 604 Crate, use this Power Steering Pump Bracket	BRP 9542	BRP 9542
Alternator Mount	BRP 9068BK	BRP 9068BK
Belt for Crank / Water Pump - 2 Required	BRP 9286	BRP 9289
Belt for Crank / Power Steering Pump - 1 Required	BRP 9286	BRP 9286
Belt for Water Pump / Alternator - 1 Required	BRP 9287	BRP 9287
Hex Drive Adaptor (allows turning motor over with socket)	BRP 9296	BRP 9296

NOTE: KITS INCLUDE ALTERNATOR BELT, MOUNT AND PULLEY. THEY DO NOT INCLUDE THE ALTERNATOR.

358 SMALL BLOCK 7MM PULLEY KIT



Pulley Speed @ 7600 Engine RPM	35% Reduction	17% Reduction
Water Pump	4790 rpm	6448 rpm
Alternator	5645 rpm	7600 rpm
Power Steering	4940 rpm	6650 rpm

DESCRIPTION	P/N
358 (small block) 7MM Pulley Kit - 35% REDUCTION	BRP 9299
358 (small block) 7 MM Pulley Kit - 17% REDUCTION	BRP 9299-1

Kit Components

DESCRIPTION	BRP 9299	BRP 9299-1
7MM Lower Crank Pulley	BRP 9270	BRP 9279
7MM Water Pump Pulley	BRP 9276	BRP 9276
7MM Alternator Pulley	BRP 9273	BRP 9273
Steel Power Steering Pump With 9272 Pulley Installed	BRP 9288	BRP 9288
Block Mount Power Steering Pump Bracket	BRP 268BK	BRP 268BK
Alternator Mount	BRP 9068BK	BRP 9068BK
Belt for Crank / Water Pump - 2 Required	BRP 9286	BRP 9289
Belt for Crank / Power Steering Pump - 1 Required	BRP 9286	BRP 9286
Belt for Water Pump/Alternator (1 required)	BRP 9287	BRP 9287
Hex Drive Adaptor (use for turning motor over with socket)	BRP 9296	BRP 9296
1/8" Crank Pulley Spacer	BRP 9293	BRP 9293
1/8" Spacer Plate for Power Steering Bracket	BRP 270	BRP 270

NOTE: KITS INCLUDE ALTERNATOR BELT, MOUNT AND PULLEY. THEY DO NOT INCLUDE THE ALTERNATOR.

SBC SERPENTINE PULLEY KITS



Pulley Speed @ 7600 Engine RPM	35% Reduction
Water Pump	5646 rpm

SBC No Power Steering Pump Kit

DESCRIPTION	P/N
35% Reduction Pulley Assembly Kit	BRP 1429

Kit Components

DESCRIPTION	BRP 1429
4 Rib Serpentine Belt	BRP 949-1
Water Pump Pulley	BRP 944
Crank Serpentine Pulley	BRP 952
.200" Thick Crank Pulley Spacer	BRP 953

SERPENTINE PULLEY KITS



Pulley Speed @ 7600 Engine RPM	35% Reduction	17% Reduction
Water Pump	5646 rpm	6514 rpm
Power Steering	4649 rpm	5365 rpm

602 CRATE / SBC Head Mount Power Steering Pump Kit

DESCRIPTION	P/N
35% Reduction Pulley Kit	BRP 1435
17% Reduction Pulley Kit	BRP 1437

Kit Components

DESCRIPTION	BRP 1435	BRP 1437
SBC Head Mount Power Steering Pump Bracket Assembly	BRP 277	BRP 277
Power Steering Pump with BRP 951 Power Steering Pulley	BRP 581	BRP 581
6 Rib Serpentine Belt	BRP 949	BRP 949-2
Water Pump Pulley	BRP 950	BRP 950
Crank Serpentine Pulley	BRP 952	BRP 952-2
.200" Thick Crank Pulley Spacer	BRP 953	BRP 953

FOR 604 CRATE ENGINES, THE FOLLOWING IS REQUIRED:

- 1- BRP 6099 - water pump spacers
- 2- BRP 1631 - 1/8" p/s pump spacers
- 1- BRP 9077 - 5/16" crank pulley spacer

DESCRIPTION	P/N
Optional Idler Pulley Assembly	BRP 9429
Optional Lower Pulley Hex Drive (for turning engine over by hand)	BRP 9149



Pulley Speed @ 7600 Engine RPM	35% Reduction	17% Reduction
Water Pump	5646 rpm	6514 rpm
Power Steering	4649 rpm	5365 rpm

602 CRATE / SBC Block Mount Power Steering Pump Kit

DESCRIPTION	RED P/N	BLACK P/N
35% Reduction Pulley Kit	BRP 1436	BRP 1436BK
17% Reduction Pulley Kit	BRP 1438	BRP 1438BK


Kit Components

DESCRIPTION	BRP 1436	BRP 1438
SBC Block Mount Power Steering Pump Bracket Assembly	BRP 268	BRP 268
Power Steering Pump with BRP 951 Power Steering Pulley	BRP 581	BRP 581
6 Rib Serpentine Belt	BRP 949-3	BRP 949-3
Water Pump Pulley	BRP 950	BRP 950
Crank Serpentine Pulley	BRP 952	BRP 952-2
.200" Thick Crank Pulley Spacer	BRP 953	BRP 953

FOR 604 CRATE ENGINES, THE FOLLOWING IS REQUIRED:

- 1- BRP 6099 - water pump spacers
- 2- BRP 1631 - 1/8" p/s pump spacers
- 1- BRP 9077 - 5/16" crank pulley spacer

DESCRIPTION	P/N
Optional Idler Pulley Assembly	BRP 9429
Optional Lower Pulley Hex Drive (for turning engine over by hand)	BRP 9149



Note: Fan Spacer Not Included.

Pulley Speed @ 7600 Engine RPM	35% Reduction	17% Reduction
Water Pump	5646 rpm	6514 rpm
Alternator	7904 rpm	9120 rpm
Power Steering	4649 rpm	5365 rpm

602 CRATE / SBC Block

Mount Power Steering Pump With Serpentine Alternator Kit

DESCRIPTION	RED P/N	BLACK P/N
35% Reduction Pulley Kit	BRP 1440	BRP 1440BK
17% Reduction Pulley Kit	BRP 1442	BRP 1442BK

Kit Components

DESCRIPTION	BRP 1440	BRP 1442
SBC Block Mount Power Steering Pump Bracket Assembly	BRP 268	BRP 268
Power Steering Pump with BRP 951 Power Steering Pulley	BRP 581	BRP 581
6 Rib Serpentine Belt	BRP 949-3	BRP 949-3
Water Pump Pulley	BRP 946	BRP 946
Crank Serpentine Pulley	BRP 952	BRP 952-2
.200" Thick Crank Pulley Spacer	BRP 953	BRP 953
Alternator Mount	BRP 9068	BRP 9068
Powermaster 1 Wire Alternator - No Pulley	PWR 8172BR	PWR 8172BR
3 Rib Alternator Belt	BRP 947	BRP 947
Powermaster Alternator Pulley	BRP 991	BRP 991

FOR 604 CRATE ENGINES, THE FOLLOWING IS REQUIRED:

- 1- BRP 6099 - water pump spacers
- 2- BRP 1631 - 1/8" p/s pump spacers
- 1- BRP 9077 - 5/16" crank pulley spacer

DESCRIPTION	P/N
Optional Idler Pulley Assembly	BRP 9429
Optional Lower Pulley Hex Drive (for turning engine over by hand)	BRP 9149

SERPENTINE PULLEY KITS

602 CRATE / SBC

Block Mount Power Steering Pump With V Belt Alternator Kit



DESCRIPTION	RED P/N	BLACK P/N
35% Reduction Pulley Kit (Open Engine)	BRP 1426	BRP 1426BK
17% Reduction Pulley Kit	BRP 1427	BRP 1427BK

Kit Components

DESCRIPTION	BRP 1426	BRP 1427
SBC Block Mount Power Steering Pump Bracket Assembly	BRP 268	BRP 268
Power Steering Pump with BRP 951 Power Steering Pulley	BRP 581	BRP 581
6 Rib Serpentine Belt	BRP 949-3	BRP 949-3
Water Pump Pulley	BRP 950-1	BRP 950-1
Crank Serpentine Pulley	BRP 952	BRP 952-2
.200" Thick Crank Pulley Spacer	BRP 953	BRP 953
Alternator Mount	BRP 9068	BRP 9068
Powermaster 1 Wire Alternator	PWR 8172	PWR 8172
V Belt Alternator Belt	BRP 937-3	BRP 937-3

Pulley Speed @ 7600 Engine RPM	35% Reduction	17% Reduction
Water Pump	5646 rpm	6514 rpm
Alternator	8837 rpm	10,196 rpm
Power Steering	4649 rpm	5365 rpm

FOR 604 CRATE ENGINES, THE FOLLOWING IS REQUIRED:

- 1- BRP 6099 - water pump spacers
- 2- BRP 1631 - 1/8" p/s pump spacers
- 1- BRP 9077 - 5/16" crank pulley spacer
- 1 - BRP 9543 - 604 crate crank pulley

DESCRIPTION	P/N
Optional Idler Pulley Assembly	BRP 9429
Optional Lower Pulley Hex Drive (for turning engine over by hand)	BRP 9149



Fan Spacer Sold Separately

SB Ford Head Mount Power Steering Pump Kit

DESCRIPTION	P/N
Ford Serpentine Head Mount Power Steering Pump Pulley Kit	BRP 1422

Kit Components

DESCRIPTION	P/N
SB Ford Head Mount Power Steering Pump Bracket Assembly	BRP 1421BK
Power Steering Pump with BRP 951 Power Steering Pulley	BRP 581
6 Rib Serpentine Belt	BRP 949-2
Water Pump Pulley	BRP 1425
Crank Serpentine Pulley	BRP 1420
SB Ford Alternator Kit (Some Modifications May be Necessary)	BRP 932

Pulley Speed @ 7600 Engine RPM	BRP 1422
Water Pump	5922 rpm
Alternator	7879 rpm
Power Steering	5365 rpm



BBC Head Mount Power Steering Pump with Serpentine Alternator Kit

DESCRIPTION	RED P/N	BLACK P/N
BBC Serpentine Pulley Kit	BRP 1424	BRP 1424BK

Kit Components

DESCRIPTION	BRP 1424	BRP 1424BK
BBC Head Mount Power Steering Pump Bracket Assembly	BRP 7154	BRP 7154BK
Power Steering Pump with BRP 951 Pulley Installed	BRP 581	BRP 581
6 Rib Serpentine Belt	BRP 949	BRP 949
Water Pump Serpentine Pulley	BRP 9133	BRP 9133
Crank Serpentine Pulley	BRP 952-3	BRP 952-3
Alternator Mount	BRP 9069	BRP 9069BK
Powermaster 1 Wire Alternator - No Pulley	PWR 8172BR	PWR 8172BR
3 Rib Alternator Belt	BRP 947-1	BRP 947-1
Powermaster Alternator Pulley	BRP 991	BRP 991

Pulley Speed @ 7600 Engine RPM	BRP 1422
Water Pump	6512 rpm
Alternator	9117 rpm
Power Steering	5365 rpm

Note" a 90° fitting is required if you are using an expansion tank so rad hose will clear alternator mount. Fitting P/N XRP 982288

7 MM PULLEYS



Note: USE BRP 9341 Alternator Pulley in low RPM situations to increase alternator speed

SBC Lower Crank Pulleys

DESCRIPTION	P/N
35% Reduction SBC 7MM Lower Crank Pulley - 2.60" O.D.	BRP 9270
17% Reduction SBC 7MM Lower Crank Pulley - 3.50" O.D.	BRP 9279

604 Crate Crank Pulleys

DESCRIPTION	P/N
35% Reduction V-Groove Crank Pulley - 2.60" O.D.	BRP 9544
17% Reduction V-Groove Crank Pulley - 3.50" O.D.	BRP 9545

SBC Water Pump Pulleys

DESCRIPTION	P/N
SBC 7MM Water Pump Pulley - 3 1/2" Built In Fan Spacer	BRP 9271
SBC 7MM Water Pump Pulley - 2 1/2" Built In Fan Spacer	BRP 9275
SBC 7MM Water Pump Pulley - 3" Built In Fan Spacer	BRP 9276
SBC 7MM Water Pump Pulley - No Built In Fan Spacer	BRP 9277
SBC 7MM Water Pump Pulley - No Fan Spacer, with alternator pulley	BRP 9449

Alternator Pulley

DESCRIPTION	P/N
4" O.D. - 7MM Alternator Pulley for Powermaster Alternator (.590 bore)	BRP 9273
2" O.D. - 7MM Alternator Pulley for Powermaster Alternator (.590" bore) - overdrives alternator by 75% (vs. BRP 9273) in low RPM situations	BRP 9341

Power Steering Pulley

DESCRIPTION	P/N
7MM Power Steering Pulley	BRP 9272

7 MM BELTS



BELT LENGTH	DESCRIPTION	P/N
560MM x 7MM	- Drives Alternator Mounted on Left Cylinder Head	BRP 9285
615MM x 7MM	- BRP 9270 Lower Pulley and All Water Pump Pulleys (2 required) - Drives Power Steering From Crank (1 Required)	BRP 9286
730MM x 7MM	- Drives Alternator (with BRP 9273 Pulley) From Water Pump (1 Required)	BRP 9287
650MM x 7MM	- Use for BRP 9279 and all Water Pump Pulleys (2 required)	BRP 9289
825MM x 7MM	- Use for BRP 9292 head mount power steering pump bracket	BRP 9290
690MM x 7MM	Drives Alternator (with BRP 9341 Pulley) From Water Pump (1 Required)	BRP 9302

PS PUMPS, ALTERNATOR & PULLEY ACCESSORIES



DESCRIPTION	P/N
Hex Drive Adaptor for Turning Engine Over With Socket (fits BRP 9270 & BRP 9279 Lower Pulleys)	BRP 9296
BRP Steel Power Steering Pump With BRP 9272 7MM Pulley Installed	BRP 9288
KRC Aluminum Power Steering Pump With BRP 9272 7MM Pulley	KRC 9288
Jones Aluminum Power Steering Pump With BRP 9272 7MM Pulley	JRP 9288
.125" Thick Crank Pulley Spacer	BRP 9293
Alternator Mounting Kit - Mounts to Water Pump	BRP 9068BK
.125" Spacer for BRP 268BK Power Steering Pump Mount	BRP 270
Block Mount Power Steering Pump Mount	BRP 268BK
17" Nylon Lightweight Fan	ALL 30094
One Wire Alternator - Pulley Not Included	PWR 8172-BR
Head Mount Power Steering Pump Bracket for Electric Water Pump	BRP 9292

7MM PULLEY MOUNTS



DESCRIPTION	P/N
602 / SBC 7MM Block Mount Power Steering Pump Bracket	BRP 268BK
602 / SBC 7MM Head Mount Power Steering Pump Bracket for electric water pumps	BRP 9292
SBC 7MM Alternator Mount Bracket	BRP 9068BK
604 / SBC 7MM Block Mount Power Steering Pump Bracket	BRP 9542

BELTS & PULLEYS

SERPENTINE CRANK PULLEYS

Serpentine Crank Pulleys



DESCRIPTION	P/N
SBC 2.6" Diameter 6 Rib Serpentine Crank Pulley - 35% Reduction	BRP 952
SBC 3" Diameter 6 Rib Serpentine Crank Pulley - 17% Reduction	BRP 952-2
SBC 3.5" 6 Rib Serpentine Crank Pulley - No Reduction (1:1 ratio)	BRP 9150
BBC 3" Diameter 6 Rib Serpentine Crank Pulley	BRP 952-3
SB Ford 3.3" Diameter 6 Rib Serpentine Crank Pulley	BRP 1420
604 Crate 17% Reduction Serpentine Crank Pulley	BRP 9543
Crank Pulley Hex Adaptor (has 2 dowel pins to fit inside crank pulley and has 1 1/16" hex to allow engine to crank over with wrench)	BRP 9149

Serpentine Crank Pulley Spacers

DESCRIPTION	P/N
SBC 1.25" Thick Serpentine Crank Pulley Spacer	BRP 953-125
SBC .200" Thick Serpentine Crank Pulley Spacer	BRP 953
SBC .3125" Thick Serpentine Crank Pulley Spacer	BRP 9077
SBC .375" Thick Serpentine Crank Pulley Spacer	BRP 9081
SBC .500" Thick Serpentine Crank Pulley Spacer	BRP 9082
BBC .200" Thick Serpentine Crank Pulley Spacer	BRP 959

SERPENTINE WATER PUMP PULLEYS

Serpentine Water Pump Pulleys



DESCRIPTION	P/N
SBC/BBC 3 1/2" Diameter Serpentine Water Pump Pulley	BRP 950
SBC/BBC 3.85" Diameter Serpentine Water Pump Pulley	BRP 944
W16 Water Pump Pulley (5 rib)	WEG WA0291

Serpentine Water Pump Pulley with Alternator Drive

DESCRIPTION	P/N
SBC 3 1/2" Diameter Serpentine Water Pump Pulley with 4 1/2" Diameter V-Belt Alternator Drive	BRP 950-1
SBC 3 1/2" Diameter Serpentine Water Pump Pulley with 3 1/2" Diameter 4 Rib Alternator Drive	BRP 946
SBC 3.85" Diameter Serpentine Water Pump Pulley with 4 1/2" Diameter V-Belt Alternator Drive	BRP 944-1
SB Ford 3.85" Diameter Serpentine Water Pump Pulley with 3.825" Diameter V-Belt Drive	BRP 1425
BBC 3 1/2" Diameter Serpentine Water Pump Pulley with 3 1/2" Diameter 4 Rib Alternator Drive - Required for 9135 Mount	BRP 9133
4 Rib 4" Diameter Serpentine Alternator Drive Pulley	BRP 9462
7MM 4 1/8" Diameter Alternator Drive Pulley	BRP 9449


SERPENTINE POWER STEERING & ALTERNATOR PULLEYS



DESCRIPTION	P/N
4.25" Diameter 6 Rib Power Steering Pulley - .665" I.D.	BRP 9682
Power Steering Pump with BRP 9682 Serpentine Pulley	BRP 581
KRC Aluminum Power Steering Pump with BRP 951 Serpentine Pulley	KRC 581
Aluminum Power Steering Pump with BRP 951 Serpentine Pulley	TUR 581
W16 6 1/2" Power Steering Pulley (No Hub)	WEG WA0354
W16 Power Steering Pulley Hub Only	WEG WA031
4 Rib 3.875" Diameter Delco Alternator Pulley	BRP 997
4 Rib 2.500" Diameter Delco Alternator Pulley (.670" bore)	BRP 990
4 Rib 2.500" Diameter Powermaster / Denso Alternator (.590" bore)	BRP 991
W16 Alternator Pulley	WEG ALTPULLEY

BRP 990 is supplied with BRP 992 Bushing (reducer bushing from .670" to .591")


604 CRATE SERPENTINE PULLEYS



DESCRIPTION	P/N
GM 604 Crate 3" Diameter Serpentine Crank Pulley - 17" Reduction	BRP 9543
GM 604 Crate 2.6" 7MM Diameter Crank Pulley - 35% Reduction	BRP 9544
GM 604 Crate 3 1/2" Diameter 7MM Crank Pulley - 17% Reduction	BRP 9545

Did You Know...

These drive mandrels fit the pulley combinations on page 156



SEE PAGE 156 FOR ALL PULLEYS THAT STACK ON THESE 1" O.D. MANDRELS

1" O.D. SERPENTINE MANDRELS

Small Block Mandrels - 7/16" I.D. X 1" O.D.

DESCRIPTION	MANDREL	BOLT
2.4" Mandrel for BRP 952 and BRP 952-2	BRP 954	BRP 957
3.5" Mandrel for BRP 952 and BRP 952-2	BRP 955	BRP 958
4" Mandrel for BRP 952 and BRP 952-2	BRP 956	

Big Block Mandrels - 1/2" I.D. X 1" O.D.

DESCRIPTION	MANDREL	BOLT
2.4" Mandrel for BRP 952-3	BRP 954B	BRP 957B
3.5" Mandrel for BRP 952-3	BRP 955B	BRP 958B
4" Mandrel for BRP 952-3	BRP 956B	BRP 959B

Mandrel Accessories

DESCRIPTION	P/N
1/8" x 1/8" Keyway - 2" Long	BRP 970
7/16" Steel Small Block Mandrel End Cap	BRP 971
1/2" Steel Big Block Mandrel End Cap	BRP 971B
7/16" Aluminum Mandrel End Cap	BRP 978
1/2" Aluminum Mandrel End Cap	BRP 978-1

SERPENTINE BELTS



DESCRIPTION		LENGTH	P/N
SBC 35% reduction - 4 Rib	Water Pump/Crank	24 1/2"	BRP 949-1
SBC 35% Reduction - 6 Rib	Water Pump/Crank/Head Mount Power Steering	36 1/8"	BRP 949
SBC 17% Reduction - 6 Rib	Water Pump/Crank/ Head Mount Power Steering	37 1/8"	BRP 949-2
SBC 17% Reduction - 6 Rib	Water Pump/Crank/ Block Mount Power Steering	33 1/4"	BRP 949-3
SBC 3 Rib Alternator Belt	Powermaster Alternator with BRP 9068 Mount	27 1/8"	BRP 947
BBC 3 Rib Alternator Belt	Powermaster Alternator with BRP 9135 Mount	27 3/8"	BRP 947-1
W16 3 Rib P/S Belt	W16 - Water Pump / Power Steering Only	31 5/8"	BRP 947-3
W16 5 Rib Serpentine Belt	W16 - Crank / Water Pump / Alternator	49 5/8"	BRP 9519
6 Rib Belt	Serpentine Drive Belt	36 1/2"	KRC GDY4060365

ALTERNATORS



Alternators

DESCRIPTION	P/N
Powermaster 93mm Denso Style - 50 Amp, 1 Wire Alternator, No Pulley	PWM 8172-BR
Powermaster 93mm Denso Style - 50 Amp, 1 Wire Alternator, 2 7/8" V Pulley	PWM 8172
Powermaster 93mm Denso Style - 50 Amp, 1 Wire Alternator, BRP 991 Pulley	PWM 8172-172
Powermaster 110mm Denso Style - 95 Amp, 1 Wire Alternator, No Pulley (W16)	PWM 8132
Powermaster 93mm Denso Style - 50 Amp, 1 Wire Alternator, No Pulley, Black	PWM 8166
Powermaster 93mm Denso Style - XS Volt, 1 Wire, No Pulley, Black	PWM 8168
Powermaster 93mm Denso Style - 75 Amp, 1 Wire Alternator, No Pulley, Black	PWM 8182

Did You Know...

The alternator must be grounded in order to function properly. If you purchase a new alternator and it doesn't charge, it may just need to be grounded! For proper grounding, run a ground wire from the body of the alternator to a chassis ground.

Replacement Alternator Pulleys

DESCRIPTION	P/N
Replacement Delco Style 2 1/2" 3 Rib Serpentine Pulley	BRP 990
Replacement Denso Style 2 1/2" 3 Rib Serpentine Pulley	BRP 991
Replacement Denso Style Pulley for W16 Engine	WEG ALTPULLEY
Replacement Denso Style 3 5/16" 7mm Alternator Pulley	BRP 9273
Replacement Denso Style 2.8" V Pulley	PWM 181
Replacement Denso Style 2" V Pulley	BRP 9341
Replacement 28 tooth Cog Pulley	BRP 1024

ALTERNATOR MOUNTS



DESCRIPTION	RED P/N	BLACK P/N
SBC Alternator Mount Assembly for GM Delco CS121 Style Alternator	BRP 941	
SBC Alternator Mount Assembly for 100mm Denso Style Alternator	BRP 941-10	
SBC Alternator Mount Assembly - 75 Amp Denso 93mm Style Alternator	BRP 9068	BRP 9068BK
BBC Alternator Mount Assembly - 75 Amp Denso 93mm Style Alternator	BRP 9069	BRP 9069BK
BBC Alternator Mount Kit - Includes BRP 9133, BRP 947-1, BRP 9069	BRP 9135	BRP 9135BK
BBC Alternator Mount Assembly - 140 Amp GM CS 130 Style Alternator		BRP 9438
Brace for BRP 9438		BRP 9439
SBC Alternator Mount Assembly - 140 Amp GM CS 130 Style Alternator		BRP 9440
Brace for BRP 9440		BRP 9441

Note - Alternators Sold Separately

1" MANDREL GILMER COG PULLEYS



Cog Belts

DESCRIPTION	P/N
60 Tooth (22 1/2" x 1")	ALL 86132
64 Tooth (24" x 1")	ALL 86134
68 Tooth (25 1/2" x 1")	ALL 86136
Jones Cog Belt (24" x 3/4")	JRP 240L-075
Peterson HTD Drive Belt (656mm x 20mm)	PTR 05-1909

1" Bore X 1" Wide Cog Pulleys For Mandrels

DESCRIPTION	P/N
15 Tooth Cog Pulley	BRP 981
16 Tooth Cog Pulley	BRP 983
17 Tooth Cog Pulley	BRP 984
19 Tooth Cog Pulley	BRP 985

5/8" Bore X 1" Wide Cog Pulleys For Dry Sump Pumps

DESCRIPTION	P/N
28 Tooth Cog Pulley	BRP 986
30 Tooth Cog Pulley	BRP 987
32 Tooth Cog Pulley	BRP 988
28 Tooth Pulley Guard	BRP 1007

5/8" Bore X 1 1/2" Wide Cog Pulleys For Dry Sump Pumps

DESCRIPTION	P/N
28 Tooth Cog Pulley	BRP 986-1
32 Tooth Cog Pulley	BRP 988-1

Stackable Pin Style 1" Wide Cog Pulleys

DESCRIPTION	P/N
16 Tooth Cog Pulley	BRP 1041
17 Tooth Cog Pulley	BRP 1042
3" Diameter Crank Mounted V Pulley - comes with Pins	BRP 1037
7/16" Hat Washer	BRP 1038

Uses BRP 952 or 952-2 Lower Pulleys

Cog Water Pump Pulleys


DESCRIPTION	P/N
28 Tooth Cog Pulley	BRP 1011
32 Tooth Cog Pulley	BRP 1011-32

1" MANDREL SERPENTINE PULLEY



DESCRIPTION	P/N
2.5" Serpentine Pulley for 1" Mandrel	BRP 948

1" MANDREL V BELT DRIVE PULLEYS




DESCRIPTION	P/N
3" Diameter Crank Mounted V Pulley - Drives Power Steering (comes with pins)	BRP 1037
5 1/2" Diameter Drive V Pulley for 1" Mandrel - 1/2" V Belt	BRP 989
3" Diameter Drive V Pulley for 1" Mandrel - 1/2" V Belt	BRP 994
3" Diameter Drive V Pulley for 1" Mandrel - 3/8" V Belt	BRP 994-1
3 1/4" Diameter Drive V Pulley for 1" Mandrel - 1/2" V Belt	BRP 995

1" MANDREL SPACERS



DESCRIPTION	P/N
1/4" Spacer	BRP 960
3/8" Spacer	BRP 961
1/2" Spacer	BRP 962
5/8" Spacer	BRP 963
3/4" Spacer	BRP 964
7/8" Spacer	BRP 965
1" Spacer	BRP 966
1 1/4" Spacer	BRP 967
Guide Washer	BRP 972

1" O.D. ALUMINUM CRANK DRIVE MANDRELS



DESCRIPTION	P/N
SBC Mandrel - 3 1/2" Long X 1" Diameter	BRP 976
SBC Mandrel - 4 1/2" Long X 1" Diameter	BRP 977
BBC Mandrel - 3 1/2" Long X 1" Diameter	BRP 979
BBC Mandrel - 4 1/2" Long X 1" Diameter	BRP 980
1/8" X 1/8" X 3 1/4" Key for 3 1/2" Mandrels	BRP 973
1/8" X 1/8" X 4 1/4" Key for 4 1/2" Mandrels	BRP 974
3/16" X 3/16" X 5/8 Key for SB	BRP 975

Mandrel Accessories

DESCRIPTION	P/N
1/8" x 1/8" Keyway - 2" Long	BRP 970
7/16" Steel Small Block Mandrel End Cap	BRP 971
1/2" Steel Big Block Mandrel End Cap	BRP 971B
7/16" Aluminum Mandrel End Cap	BRP 978
1/2" Aluminum Mandrel End Cap	BRP 978-1

1" O.D. 3 BOLT DRIVE MANDRELS



1" Drive Mandrels for BRP 1006/1006B Lower Pulleys

DESCRIPTION	P/N
SBC Drive Mandrel - 2 1/4" Long	BRP 942
SBC Drive Mandrel - 3 1/4" Long	BRP 943

SEE PAGE 156 FOR ALL PULLEYS THAT STACK ON THESE 1" O.D. MANDRELS

V BELT CRANK PULLEYS




DESCRIPTION	P/N
SBC 5 9/16" Diameter Single V Groove Crank Pulley	BRP 999
SBC 5 7/8" Diameter Double V Groove Crank Pulley	BRP 1001
SBC 5 9/16" Diameter Double V Groove Crank Pulley	BRP 1001-30
SBC 5 1/2" Diameter Double V Groove Crank Pulley	BRP 1006
BBC 5 1/2" Diameter Double V Groove Crank Pulley	BRP 1006B
BBC 6" Diameter Double V Groove Crank Pulley	BRP 1006B-6

Lower Pulley Spacers

DESCRIPTION	P/N
Lower Ford SVO Pulley Spacer .250" Thick	BRP 1030
Lower Ford SVO Pulley Spacer .375" Thick	BRP 1031
Lower SBC / BBC Pulley Spacer (makes a BRP1006 into BRP 1006B)	BRP 1006S

V BELT WATER PUMP PULLEYS



DESCRIPTION	MATCHING LOWER	P/N
7" Single Groove 15% Reduction Water Pump Pulley	BRP 999	BRP 1002
7" Double Groove 22% Reduction Water Pump Pulley	BRP 1001-30	BRP 1003
7 3/4" Double Groove 30% Reduction Water Pump Pulley	BRP 1001-30	BRP 1053
7" Double Groove 22% Reduction Water Pump Pulley	BRP 1006 / BRP 1006B	BRP 1004
7" Double Groove 15% Reduction Water Pump Pulley	BRP 1001	BRP 1050

BELTS & PULLEYS

V BELT POWER STEERING PUMP PULLEYS



BRP 996

DESCRIPTION	P/N
6" V Belt Power Steering Pulley - 1/2" Belt	BRP 996
6" V Belt Power Steering Pulley - 3/8" Belt	BRP 996-1
Power Steering Pump with BRP 996 Pulley Installed	BRP 580
Power Steering Pump with BRP 996-1 Pulley Installed	BRP 580-1

V BELT ALTERNATOR PULLEYS



BRP 998

DESCRIPTION	P/N
5" Diameter X .670" Bore Delco Alternator V Pulley	BRP 998
Spacer to Fit BRP 998 V Pulley to Powermaster/Denso Alternator	
Dimensions - O.D. - 17mm/.670" I.D. 15mm/.591"	BRP 992
2 7/8" Diameter Powermaster Alternator V Pulley	PWR 181

WATER PUMP DRIVE PULLEYS



BRP 1032

BRP 9449

BRP 9462

DESCRIPTION	P/N
3 1/4" Diameter Water Pump Mounted V Pulley - Drives Alternator	BRP 1032
3 3/4" Diameter Water Pump Mounted V Pulley - Drives Alternator	BRP 1032-1
4 Rib 4" Diameter Serpentine Alternator Drive Pulley	BRP 9449
7MM 4 1/8" Diameter Alternator Drive Pulley	BRP 9462

V BELTS



DESCRIPTION	LENGTH	P/N
V Belt for Delco Alternator using BRP 941 Mounting Assembly	33 5/8"	BRP 937
V Belt for Powermaster Alternator (BRP 941-10 and BRP 950-1)	26 5/8"	BRP 937-1
V Belt for Powermaster Alternator (BRP 941-10 and BRP 1032 pulley)	27 1/8"	BRP 937-2
V Belt for Powermaster Alternator (BRP 9068/9135 Mount with 2 7/8" Pulley)	27 5/8"	BRP 937-3

W16 PULLEYS AND BELTS



WEG WA0336

WEG WA0354

WEG WA0291

DESCRIPTION	P/N
Replacement 5 Rib Serpentine Belt	BRP 9519
Replacement 5 Rib Water Pump Pulley	WEG WA0291
Replacement Power Steering Belt	BRP 947-3
Replacement Lower Pulley	WEG WA0336
Replacement 3 Rib 6 1/2" Power Steering Pulley	WEG WA0354
Replacement Alternator Pulley	WEG ALTPULLEY

JONES RACING BELTS & PULLEYS



JRP 624-30HD



JRP PS-5106-B-4.500

JRP WP-9104-32R

Belts

DESCRIPTION	P/N
Square Tooth Belt, 24"L x 3/4" W	JRP 240-L-075
HTD Drive Belt, 18.9"L x 20mm W	JRP 480-20HD
HTD Drive Belt, 21.1"L x 10mm W	JRP 536-10HD
HTD Drive Belt, 22.05"L x 20mm W	JRP 560-20HD
HTD Drive Belt, 23.62"L x 20mm W	JRP 600-20HD
HTD Drive Belt, 23.62"L x 30mm W	JRP 600-30HD
HTD Drive Belt, 23.94"L x 20mm W	JRP 608-10HD
HTD Drive Belt, 24.57"L x 10mm W	JRP 624-10HD
HTD Drive Belt, 24.57"L x 20mm W	JRP 624-20HD
HTD Drive Belt, 24.57"L x 30mm W	JRP 624-30HD
HTD Drive Belt, 25.20"L x 20mm W	JRP 640-20HD
HTD Drive Belt, 25.82"L x 10mm W	JRP 656-10HD

Belts

DESCRIPTION	P/N
HTD Drive Belt, 26.45"L x 10mm W	JRP 672-10HD
HTD Drive Belt, 26.77"L x 10mm W	JRP 680-10HD
HTD Drive Belt, 27.4"L x 20mm W	JRP 696-20HD
HTD Drive Belt, 32.44"L x 10mm W	JRP 824-10HD
HTD Drive Belt, 33.70"L x 20mm W	JRP 856-10HD
HTD Drive Belt, 34.65"L x 30mm W	JRP 880-10HD
Serpentine Drive Belt, 27.36"L, 5 Rib	JRP 5PK-695HD
Serpentine Drive Belt, 27.48"L, 5 Rib	JRP 5PK-698HD
Serpentine Drive Belt, 27.36"L, 6 Rib	JRP 6PK-695HD

Fans


DESCRIPTION	P/N
Jones 17" x 3 Blade Fan, Aluminum Hub with plastic blades	JRP WP-9104-17-H3

Pulleys & Power Steering Pumps

DESCRIPTION	P/N
Alt. Pulley, V-Belt, 2.5" Dia, 15mm Bore	JRP AL-3105-A-B-2.5
Alt. Pulley, HTD, 24-Tooth, 15mm Bore	JRP AL-9105-24-A
3.5" Cog Water Pump Pulley Belt Guide	JRP BG-9108-W
Power Steering Pulley, Serp. 6 Rib, 4.5" Dia	JRP PS-5106-B-4.500
Power Steering Pulley, Serp. 6 Rib, 5" Dia	JRP PS-5106-B-5.000
Jones Alum. Power Steering Pump (no pulley)	JRP PS-9008-AL
Jones Alum. Power Steering Pump W/ Reservoir (no pulley)	JRP PS-9008-AL-AR
Jones Alum. Power Steering Pump (no pulley)	JRP PS-9008-AL-T
Water Pump Pulley, Serpentine, 7 Rib, 5.000 in	JRP WP-5104-WC-5
Aluminum Adaptor to Register Fan to Water Pump Hub	JRP WP-6104-C
32 Tooth HTD Alternator Drive Pulley, 10mm Wide	JRP WP-9104-32
32 Tooth Alternator Drive Pulley, 10mm Wide	JRP WP-9104-32R

SEE PAGE 160-161 FOR JONES RACING PRODUCTS FUEL PUMPS, REGULATORS AND FUEL LOGS

CARBURETORS



HLY 0-4777

HLY 0-80541-1

ALL 26056

DESCRIPTION	P/N
Holley 650 CFM 4 Barrel 4777 Gas Carburetor	HLY 0-4777C
Holley 650 CFM 4 Barrel 4150 Ultra HP Gas Carburetor	HLY 0-80541-2
Holley 750 CFM 4 Barrel 4150 HP Methanol Carburetor	HLY 0-80535-1
Holley 750 CFM 4 Barrel 4150 HP Methanol Carburetor, Black	HLY 0-80833HBX
Holley 500 CFM 2 Barrel Carburetor	HLY 0-4412S
Wegner 650 CFM 4 Barrel W16 Carburetor	WEG 80541-2
5/16" C to 1/4" C Air Cleaner Adaptor with 1/4" C x 6" Long Stud	ALL 26056
5/16" C Air Cleaner Stud, 6" Long	ALL 26055
1/4" C Offset Stud, 6" Long	ALL 26057
5/16" C Air Cleaner Stud & Nut Kit, 8" Long	JOE 34306

See Page 140 For Carburetor Gaskets

CARBURETOR PARTS & TOOLS



HLY 122-

HLY 125-35

HLY 6-504

HLY 26-13

BRP 360

BRP 9358

Note: carb not included

BRP 9359

Carb Jets

DESCRIPTION	P/N
Holley Carb Jets - Available from 58 - 98 (Sold per pair)	
*Add jet size to end of part number	HLY 122- *
Carb Jet Plate - Black Anodized	BRP 360

Power Valves

DESCRIPTION	P/N
Power Valve - 3.5 In. Hg	HLY 125-35
Power Valve - 4.5 In. Hg	HLY 125-45
Power Valve - 5.0 In. Hg	HLY 125-50
Power Valve - 5.5 In. Hg	HLY 125-55
Power Valve - 6.5 In. Hg	HLY125-65

Needle & Seats/Sight Plugs

DESCRIPTION	P/N
.110" Orifice Needle and Seat for 4777 Carburetor (sold each)	HLY 6-504
.120" Orifice Needle and Seat for HP Carburetor (sold in packs of 2)	HLY 6-518-2
Sight Plugs (sold in packs of 2)	HLY 26-13
.120" Orifice Needle and Seat (sold in packs of 2)	HLY 6-502-2
.150" Orifice Needle and Seat for Alcohol (sold in packs of 2)	HLY 6-519-2

See Page 140 For Bowl/Metering Block Gaskets

Carb Tools

DESCRIPTION	P/N
Carb Stand - Allows stacking and working on most 2 / 4 barrel carbs	BRP 9358
Holley Carb Float Adjusting Tool	BRP 9359

CARBURETOR REBUILD KITS



HLY 37-485

CHO 4121K

DESCRIPTION	P/N
4412 Series Rebuild Kit	HLY 37-474
4160 Series Rebuild Kit	HLY 37-720
4150 Series Renew Kit	HLY 37-485
4150/4160/4165/4175/4180/4500 Carburetor Rebuild Trick Kit	HLY 37-933
Champion Carburetor Cleaner - 11 oz.	CHO 4121k

CARBURETOR COVERS



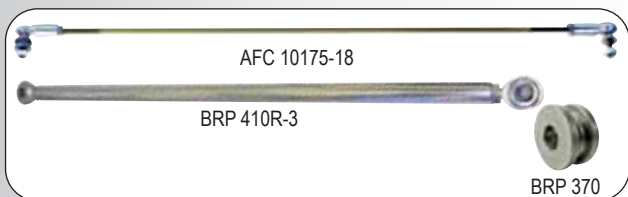
ROD S2012

ROD S6012

ALL 26042

DESCRIPTION	P/N
5 1/8" Plastic Carb Cover	ROD S2012
5 1/8" Aluminum Carburetor Cover	ROD S6012
5 1/8" Aluminum Deluxe Carburetor Cover	ALL 26044
Carburetor Tuning Cover - Built in Screen allows Carb Adjustment While Engine is Running	ALL 26042

THROTTLE LINKAGES



DESCRIPTION	
Adjustable Idle Kit w/ 5 ft cable	ALL 54154
22" Long Throttle Linkage with Quick Disconnects	KLU 1040

Adjustable Carburetor Linkages

DESCRIPTION	RANGE	P/N
18" Throttle Linkage (comes with rod ends)	19 1/8" - 19 7/8"	AFC 10175-18
21" Throttle Linkage (comes with rod ends)	22 1/8" - 22 7/8"	AFC 10175-21
24" Throttle Linkage (comes with rod ends)	25 1/8" - 25 7/8"	AFC 10175-24


Northeast Modified Carburetor Linkages

DESCRIPTION	RANGE	P/N
SBC Carburetor Rod Assembly (comes with rod ends)	14 3/8" - 15 3/8"	BRP 410R-3
BBC Carburetor Rod Assembly (comes with rod ends)	16 3/8" - 17 3/8"	BRP 410R-4
SBC Carburetor Rod Only - 13" Long		BRP 410R-4I
BBC Carburetor Rod Only - 15" Long		BRP 410R-15
W16 Carburetor Rod Only - 17" Long		BRP 9571

See page 202 for Northeast Modified gas pedals and throttle cross shafts and gas pedal rods

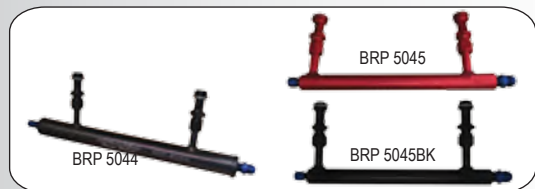
DESCRIPTION	P/N
Holley Carburetor Steel Throttle Linkage Bushing Kit (with bolt & nut)	BRP 370
Holley Carburetor Aluminum Throttle Linkage Bushing Kit (with bolt & nut)	BRP 370A

THROTTLE RETURNS



DESCRIPTION	P/N
Throttle Return Kit for Holley 4150/4777 Carburetors (comes with springs)	MOR 64927
Throttle Return Kit (comes with springs)	ROD S2083
Throttle Return Spring Only (Sold Each)	BRP 379
Throttle Return Spring Kit - Manifold Mount	ALL 54166
Universal Throttle Return Spring Bracket	ALL 54167
Throttle Return Spring Kit, Carb Mount, GM 4150 / Edelbrock	ALL 54202
2 Barrel Carburetor Throttle Stop Bracket	LON 52-32732

FUEL LOGS



DESCRIPTION	P/N RED	P/N BLACK
BRP Fuel Log - Has AN 8 Inlet, AN 4 Outlet for Gauge / Return (comes with carburetor fittings, and AN 4 cap if gauge isn't used)	BRP 5045	BRP 5045BK
1 1/2" Diameter X 16" Long Large Fuel Log (comes with the following: 2- BRP 5052, 1- XRP 981608, 1- XRP 981644, 1- XRP 992904)		BRP 5044
BRP Fuel Log For W16 Engine		BRP 9554
Jones Aluminum Telescoping Fuel Log for Holley Carburetor, Black		JRP FP-8009-LH
Allstar AN8 Braided Fuel Log Kit, Black		ALL 26166

CARBURETOR FITTINGS



Aluminum Carb Fittings

DESCRIPTION	P/N RED	P/N BLACK
AN 6 Short (comes with aluminum crush washer)	BRP 5048	
AN 6 Long (comes with aluminum crush washer)	BRP 5049	
AN 8 Long (comes with aluminum crush washer)	BRP 5052	BRP 5052BK
AN 8 Male to AN 8 Female Swivel		XRP 700199BB
AN 10 Long (comes with aluminum crush washer)		BRP 5053
Replacement Aluminum Crush Washers (sold in packs of 2)		BRP 5046A
Allstar AN8 Female Carb Fitting W/ Washer, 3 1/2" Long, Alum, Blue		ALL 50900
Allstar AN8 Female Carb Fitting W/ Washer, 3" Long, Alum, Black		ALL 50902

FUEL PUMP BLOCK PLATES



DESCRIPTION	P/N
Small Block Chevy with Hole	BRP 356
Big Block Chevy No Hole	BRP 357
Small Block Chevy No Hole	BRP 358

See page 140 for fuel pump gaskets

Did You Know...

A fuel pressure regulator is recommended on fuel pumps with 8 psi and greater pressure.

MECHANICAL FUEL PUMPS / PUSH RODS

SEE PAGE 135 FOR REPLACEMENT GASKETS



Fuel Pumps

DESCRIPTION	P/N
Carter SBC Cast Pump - 7 psi - 1/4" NPT In & Out (no fittings)	CAR M4891
Pro Cam SBC Pump, 6 Valve, 7 1/2 psi - 1/2" NPT In & Out (no fittings)	PRC 9351-A
Pro Cam SBC Pump, 6 Valve, 15 psi - 1/2" NPT In & Out (no fittings)	PRC 9350-A
Pro Cam SBC Pump, 6 Valve, 11 psi - 1/2" NPT In & Out (no fittings)	PRC 9350-1-A
Pro Cam BBC Pump, 6 Valve, 7 1/2 psi - 1/2" NPT In & Out (no fittings)	PRC 9370-A
Pro Cam BBC Pump, 6 Valve, 15 psi - 1/2" NPT In & Out (no fittings)	PRC 9372-A
Pro Cam SB Ford Pump, 6 Valve, 7 1/2 psi - 1/2" NPT In & Out (no fittings)	PRC 9380-A
Pro Cam SB Ford Pump, 6 Valve, 11 psi - 1/2" NPT In & Out (no fittings)	PRC 9381-A
Allstar SBC Cast pump, 3 Valve, 7 psi - AN8 In & Out	ALL 40266
Edelbrock SB Ford / W16 Cast Pump - 10 psi - 3/8" NPT In & Out (no fittings)	EDE 1715
Edelbrock SBC Cast Pump - 6 psi - 3/8" NPT In & Out (no fittings)	EDE 1721
Holley SBC Cast Pump - 7.5 psi - 3/8" NPT In & Out (no fittings)	HLY 12-327-13
Holley SB Ford Cast Pump - 6.5 psi - 3/8" NPT In & Out (no fittings)	HLY 12-289-11
Holley SB Ford Cast Pump - 8 psi - AN8 O-Ring Female In & Out (no fittings)	HLY 12-289-20


Fuel Pump Fittings

DESCRIPTION	P/N
AN 8 Male to 5/8" F Male With Brass Crush Washer	CAR 156-386
AN 10 Male to 5/8" F Male with Brass Crush Washer	CAR 156-385

Fuel Pump Pushrods

DESCRIPTION	P/N
Fuel Pump pushrod for crate engines - SBC with cast iron camshaft	COM 4616
Bronze Tip Fuel pump pushrod for SBC with steel camshaft	COM 4607

BELT DRIVEN PUMPS



DESCRIPTION	P/N
Jones Racing Products Belt Drive Fuel Pump (no belt or pulley)	JRP FP-8009-A
BLP Belt Drive Fuel Pump (no belt or pulley)	BLP 7612CR400

FUEL PRESSURE REGULATORS



DESCRIPTION	P/N
Aeromotive In-Line Fuel Pressure Regulator, 5 - 12 psi, 3/8" NPT In & Out	AFS 13205
Rebuild Kit For AFS 13005	AFS 13005
Allstar Performance In-Line Fuel Pressure Regulator - 4.5 - 14 psi, 3/8" NPT In & Out	ALL 40290
Holley In-Line Fuel Pressure Regulator - 4.5 - 9 psi, AN10 O-Ring In, Dual AN8 O-Ring Out	HLY 12-843
Rebuild Kit For HLY 12-843	HLY 12-824
Holley In-Line Alcohol Pressure Regulator - 4.5 - 9 psi, 1/2" NPT In, Dual 1/2" NPT Out	HLY 12-704
Holley By-Pass Fuel Pressure Regulator, 4.5 - 9 psi, 3/8" NPT In, Out, and Return	HLY 12-841
Rebuild Kit For HLY 12-841	HLY 12-823
Jones By-Pass Fuel Pressure Regulator, Idle and Top End Adjustable	JRP FP-8009-R2
1 1/2" Round Fuel Pressure Gauge, 1/8" NPT Inlet	ATM 2172

FUEL ADAPTOR FITTINGS



DESCRIPTION	P/N
AN 10 Female to AN 8 Male	XRP 995011
AN 8 Female to AN 10 Male	XRP 995110
AN 6 Female to AN 8 Male	XRP 995108

DESCRIPTION	P/N
AN 8 Female to AN 6 Male	XRP 995008
1/2" NPT Female to AN 8 Male	BRP 5070
AN 10 Female to AN 12 Male	XRP 995112
AN 12 Female to AN 16 Male	XRP 995116

DESCRIPTION	P/N
AN 12 Female to AN 8 Male	XRP 995012
AN 6 Male to AN 6 Female Swivel	XRP 700195
AN 8 Male to AN 8 Male	XRP 700196
Demon Carb Washers (5 pk)	XRP 700000

CANISTER STYLE FUEL FILTERS



DESCRIPTION	P/N
Canister Style Fuel Filter (comes with mounting bracket)	ALL 40250
Replacement Fuel Filter	ALL 40251

TUBE STYLE FUEL FILTERS



Fuel Filter Assemblies

INLET	OUTLET	ELEMENT	P/N RED	P/N BLACK
1/2" NPT	1/2" NPT	PAPER	BRP 5032	
1/2" NPT	AN 8	PAPER	BRP 5032-8	BRP 5032-8BK
1/2" NPT	AN 10	PAPER	BRP 5032-10	BRP 5032-10BK
AN 6	AN 6	PAPER	BRP 5037	
AN 8	AN 8	PAPER	BRP 5038	BRP 5038BK
AN 10	AN 10	PAPER	BRP 5039	BRP 5039BK
AN 12	AN 12	PAPER	BRP 5040	BRP 5040BK
1/2" NPT	AN 10	STAINLESS	BRP 5031	BRP 5031BK

Replacement Parts

DESCRIPTION	RED P/N	BLACK P/N
1/2" NPT End Cap with O-Ring	BRP 5032C	BRP 5032CBK
AN 6 End Cap with O-Ring	BRP 5037C	BRP 5037CBK
AN 8 End Cap with O-Ring	BRP 5038C	BRP 5038CBK
AN 10 End Cap with O-Ring	BRP 5039C	BRP 5039CBK
AN 12 End Cap with O-Ring	BRP 5040C	BRP 5040CBK
Tension Spring		BRP 5041
Replacement O-Ring		BRP 5042
Replacement Body	BRP 5043	BRP 5043BK
Replacement Paper Element (gasoline) 7 MICRON		BRP 5033
Replacement Stainless Steel Element (gasoline and alcohol) 63 MICRON		ALL 40222

TUBE STYLE FUEL FILTER MOUNTS



DESCRIPTION	P/N RED	P/N BLACK
Fuel Filter Mount For 1 1/4" Tubing	BRP 5034	BRP 5034BK
Fuel Filter Mount For 1 1/2" Tubing	BRP 5035	BRP 5035BK
Fuel Filter Mount For 1 5/8" Tubing	BRP 5035-1	BRP 5035-1BK
Fuel Filter Mount For 1 3/4" Tubing	BRP 5036	BRP 5036BK

CARBURETOR SPACERS



Open Spacers

DESCRIPTION	P/N
3/16" Thick Aluminum Open Hole Spacer - Black Anodized	BRP 9091
1/4" Thick Aluminum Open Hole Spacer - Black Anodized	BRP 9092
1" Thick Aluminum Open Hole Spacer - Black Anodized	BRP 372
1" Thick Polymer Open Hole Spacer	ALL 25981
5/8" Thick Open Hole Carburetor Insulator (Includes 2 BRP 9092 & 3 MRG 54)	ALL 9247

4 Hole Spacers

DESCRIPTION	P/N
1/4" Thick Aluminum 4 Hole Spacer - Black Anodized	BRP 9095
1" Thick Phenolic 4 Hole Spacer	CAN 85-150
1/2" Thick Phenolic 4 Hole Spacer - Used on Brodix 358 Spec Intake	CAN 85-152
Tapered 4 Hole Carb Spacer - Fits Inside Intake (not Dirt Legal)	BRP 9083
Straight 4 Hole Carb Spacer - Fits Inside Intake (not Dirt Legal)	BRP 9084
5/8" Thick 4 Hole Carburetor Insulator (Includes 2 BRP 9095 & 3 MRG 55)	BRP 9248

CARBURETOR ADAPTORS



DESCRIPTION	P/N
Aluminum 2 Barrel to 4 Barrel Adaptor	BRP 377
Aluminum Adjustable 2 Barrel to 4 Barrel Adaptor	BRP 375
Phenolic 2 Barrel GM Manifold to 2 Barrel Holley Carburetor	CAN 85-050
Aluminum Adjustable 2 Barrel Carburetor to 4 Barrel Manifold with Radiused bottom for Increased Horsepower	BRP 376

See Page 140 For Carburetor Gaskets

FUEL SHUT OFFS



KBP 215

ROD S6471

EAR AT230505ERL

DESCRIPTION	P/N
3/8" NPT In and Out Brass Fuel Shut Off	KBP 215
1/2" NPT In and Out Brass Fuel Shut Off	KBP 216
AN 8 In & Out Aluminum Fuel Shut Off	ROD S6470
AN 10 Aluminum Fuel Shut Off	ROD S6471
Earl's Aluminum Fuel Shut Off- 1/2" NPT Female In, AN10 Out, Black	EAR AT230505ERL

AIR FILTERS



KNE E3770

ALL 26004

RAN 1406

DESCRIPTION	K&N FILTER	ALLSTAR	RANDY'S	ROD SPEED
14" X 3" Air Filter Element	KNE E1650	ALL 26000		ROD 52120
14" X 4" Air Filter Element	KNE E3750	ALL 26002	RAN 1404	ROD 52122
14" X 5" Air Filter Element	KNE E3760	ALL 26004	RAN 1405	ROD 52123
14" X 6" Air Filter Element	KNE E3770	ALL 26006	RAN 1406	ROD 52127
11" X 5" Air Filter Element	KNE E3680		RAN 1105	
11" X 6" Air Filter Element	KNE E3690			
11" Extreme Top	KNE 66-1101			
14" Extreme Top	KNE 66-1401	ALL 26010		

PRE FILTERS



DESCRIPTION	BLACK	K&N FOAM
14" X 3"	OUT 10-1141-01	KNE 25-1480
14" X 4"	OUT 10-1002-01	KNE 25-3750
14" X 4" With High Flow Top	OUT 10-1014-01	
14" X 5"	OUT 10-1004-01	KNE 25-3760
14" X 5" With High Flow Top	OUT 10-1020-01	
14" X 6"	OUT 10-1026-01	KNE 25-3770
14" X 6" With High Flow Top	OUT 10-1160-01	
11" X 5"	OUT 10-1197-01	
11" X 6"	OUT 10-1199-01	
Regular Valve Cover Breather	OUT 10-1013-01	
Shielded Valve Cover Breather	OUT 10-1018-01	

AIR FILTER HOUSINGS



ALL 26091

ALL 26087

BRP 380

KNE 99-0516

KNE 99-0621

BRP 380

Air Filter Housing Nuts & Studs

DESCRIPTION	P/N
1/4" Air Filter Nut With O-Ring, Red	BRP 380
5/16" Air Filter Nut With O-Ring, Red	BRP 380-1
5/16" Air Filter Nut With O-Ring, 1 1/4" Tall, Black	ALL 26048
5/16" C to 1/4" C Air Cleaner Adaptor with 1/4" x 6" stud	ALL 26056
5/16" C Air Cleaner Stud, 6" Long	ALL 26055
1/4" C Offset Stud, 6" Long	ALL 26057
5/16" C Air Cleaner Stud & Nut Kit, 8" Long	JOE 34306

Air Filter Housings

DESCRIPTION	P/N
14" Sure Seal Top with Drop Base Bottom Assembly w/ 1/2" spacer	ALL 26094
14" Sure Seal Top Only	ALL 26090
14" Drop Base Bottom Only	ALL 26092
14" Drop Base Bottom Only - 1 1/2" Offset	ALL 26091
14" Sure Seal Top with Drop Base Bottom Assembly - 1 1/2" Offset	ALL 26095
14" Flat Top Only	KNE 85-6842
14" Flat Base Only	KNE 85-1541
11" High Flow Air Filter Top (with built in filter)	KNE 66-1101
14" High Flow Air Filter Top (with built in filter)	KNE 66-1401


Air Filter Housing Spacers

DESCRIPTION	P/N
1/2" Air Cleaner Spacer	ALL 26085
1" Air Cleaner Spacer	ALL 26086
1 1/2" Air Cleaner Spacer	ALL 26087
Air Filter O-Ring	ALL 26084

Air Filter Oil & Cleaner

DESCRIPTION	P/N
K&N 12.25 oz Aerosol Can - Air Filter Oil (sold each)	KNE 99-0516
K&N 128 oz Jug - Air Filter Oil	KNE 99-0551
K&N 32 oz Spray Bottle - Air Filter Cleaner	KNE 99-0621
K&N 128 oz Jug - Air Filter Cleaner	KNE 99-0635
Allstar 24oz Spray Bottle - Air Filter Cleaner	ALL 78222
Maxima 13 oz Aerosol Can - Air Filter Oil (sold each)	MAX 61920S

FUEL LINE KITS



DESCRIPTION	BLUE P/N	BLACK P/N
Complete AN 8 Fuel Line Kit For Dirt Modified Chassis (Brass Fittings) Contains the following: 8 ft- XRP 340008, 1- XRP 260088, 2- XRP 240008, 1- KBP 216, 1- XRP 991104, 1- XRP 249008.	KBP 301	KBP 301BK
Complete AN 10 Fuel Line Kit For Dirt Modified Chassis (Brass Fittings) Contains the following: 8 ft- XRP 340010, 1- XRP 260010, 2- XRP 240010, 1- KBP 216, 1- KBP 232, 1- XRP 249010.	KBP 302	KBP 302BK
Complete AN 8 Fuel Line Kit For Dirt Modified Chassis (Aluminum Fittings) Contains the following: 8 ft- XRP 340008, 1- XRP 239008, 3- XRP 230008, 1- XRP 981688, 1- XRP 991104, 1- KBP 216.	KBP 301A	KBP 301ABK
Complete AN 10 Fuel Line Kit For Dirt Modified Chassis (Aluminum Fittings) Contains the following: 8 ft- XRP 340010, 1- XRP 239010, 3- XRP 230010, 1- XRP 981610, 1- XRP 991104, 1- KBP 216.	KBP 302A	KBP 302ABK
Complete AN 10 Fuel Line Kit For Dirt Modified Chassis (Aluminum Fittings) Fuel Strap Mounted Fuel Filter - Contains the following: 10 ft- XRP 340010, 3- XRP 239010, 2- XRP 234510, 1- XRP 230010, 3- XRP 981610, 1- KBP 216.	KBP 303A	KBP 303ABK

FUEL CELLS



DESCRIPTION	PICKUP	VENT	RETURN	FUEL SAFE P/N	ATL P/N
24 Gal. Fuel Cell Bladder, - with standard Dipstick (can sold seperately) - 25"W x 16 3/4"D x 14 1/2"H	AN 10	AN 8	AN 6	FUE RB224	
24 Gal. Fuel Cell Bladder, - with standard Dipstick (can sold seperately) - 25"W x 17"D x 15"H	AN 10	AN 6	AN 6		ATL FB124BRP
24 Gal. Fuel Cell Bladder, - with No Dip Fuel Stick (can sold seperately) - 25"W x 16 3/4"D x 14 1/2"H	AN 10	AN 8	AN 6	FUE RB224-1	
22 Gal. Sportsman Bladder, - NO TOP (can sold seperately) - 24 1/2"W x 16 1/2"D x 13 1/4"H	NO	NO	NO		ATL MB122B
Aluminum Fuel Cell Can (sold separately), uses BRP 1540 or BRP 1542 Fuel Cell Straps					BRP 1598-24

Fuel Cell Accessories



DESCRIPTION	P/N
Fuel Safe Fuel Cell Dipstick, 6 AN Cap, 16 in Long, Aluminum	FUE FL08
Standard Fuel Cell Straps for 24 gallon cells (sold in pairs)	BRP 1542
Standard Fuel Cell Strap for 24 gallon cell (sold each)	BRP 1542-2
Fuel Cell Straps for 32 gallon fuel cells (sold in pairs)	BRP 1543
Fuel Cell Strap for 32 gallon fuel cells (sold each)	BRP 1543-2
1" X 1" Fuel Cell Straps - DIRTCar Approved for Syracuse (sold in pairs)	BRP 1540
1 1/4" Fuel Cell Vent Adaptor - Adapts 1 1/4" vent to 3/8" NPT	BRP 9070
Small D-Shaped Flapper - 3.140" X 3.5" X 0.125"	FUE 1GAS17
24 Hole Oval Fuel Cell Top Gasket, 6" x 10", each	FUE 1GAS97
1/2" Fuel Pick-up Screen - 31 Micron	FUE FS12
2-1/2" Screw-on Filler Cap	FUE FC250C
24 Gal Foam Baffling 25" x 17" x 15"	ATL BF624B
ATL Fuel Cell Dipstick, 6 AN Cap, 16 in Long, Aluminum	ATL TF207
Fuel Tank Top Hardware Flap Valve	ATL K5162

NO DIP FUEL STICK



DESCRIPTION	P/N
Replacement Cap	BRP 9442C
Replacement Gauge Stick	BRP 9442G
Replacement Float	BRP 9442Z

DESCRIPTION	P/N
No Dip Fuel Stick for 24 gal. Fuel Safe Cells	BRP 9442

CLEAR FUEL / VENT HOSE



DESCRIPTION	P/N
1" I.D. Clear Hose - sold by the foot	FUE CH100
1 1/4" I.D. Clear Hose - sold by the foot	ALL 40161-5
2 1/4" I.D. Clear Hose - 5 foot piece	ALL 40168-5
3" I.D. Clear Hose	FUE CH300
Flexible 2 1/4" Plastic Elbow	RJS 301561

QUICK FILL PARTS



DESCRIPTION	P/N
2 1/4" Female Dry Break Valve	RRP R15-001
2 1/4" Male Dry Break Valve	RRP R17-001-09
Fuel Catch Can	ALL 10102
Spring Loaded Over Flow Vent Valve	ALL 40203
Quick Fill 45° Fill Plate	FUE QF345
Dump Can Holder	BRP 1599

PLASTIC FUEL CELLS

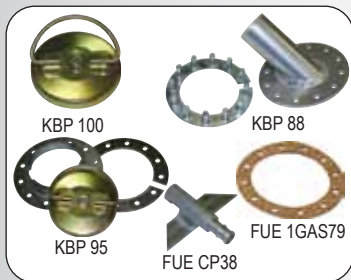


CAPACITY US GAL.	BLADDER DIMENSIONS W X D X H	BARE BLADDER P/N	BLADDER WITH BUDGET TOP & FOAM P/N	BLADDER WITH TOP, STEEL CAN NO FOAM	BLADDER WITH TOP, ALUM CAN NO FOAM	BARE ALUMINUM CASE*	BARE STEEL CASE*
8 gal.	19" x 19" x 8"			RCI 1082C		N/A	N/A
8 gal.	20" x 15" x 7 1/2"		JAZ 200-008-01			N/A	N/A
16 gal.	25" x 19" x 11"			RCI 1162C		N/A	N/A
16 gal.	20" x 17" x 10"		JAZ 200-016-01			N/A	N/A
22 gal.	24" x 24" x 9"	KBP 122*	KBP 122B*			BRP 1595	BRP 1595S
32 gal.	25" x 17" x 18"	KBP 132*	KBP 132B- No Foam*		BRP 132B-C	N/A	N/A

* Fuel Cell Cases are Sold Separately - Add 1/2" to Fuel Cell Dimensions for Case Sizes.

Use BRP 1542 Fuel Cell Straps for 24 gallon, BRP 1543 For 32 gallon

PLASTIC FUEL CELL ACCESSORIES




DESCRIPTION	P/N
Budget Top Assembly (Includes Inner Ring, Budget Base, and Budget Filler Cap) - Gasket sold Separately	KBP 95
Replacement Inner Ring	KBP 98
Replacement Budget Base	KBP 97
Replacement Budget Filler Cap	KBP 100
Replacement Gasket for KBP 100 Budget Filler Cap	KBP 100-1
Replacement 12 Bolt Gasket	FUE 1GAS79
45° Budget Quick Fill Assembly	KBP 88
3/8" Corner Pick-Up	KBP 240
1/2" Corner Pick-Up	KBP 241

FUEL CELL FOAM



DESCRIPTION	P/N
4" x 8" x 8" Fuel Cell Foam, Gas (12 required for 22 gal cell)	RJS 30152
4" x 8" x 8" Fuel Cell Foam, Methanol	RJS 30154
ATL 24 Gal Foam Baffling, 25" x 17" 15", Gas	ATL BF624B

FUEL CELL GASKETS



DESCRIPTION	P/N
12 Bolt Round Gasket for Regular Cap (KBP 86 Base)	FUE 1GAS78
12 Bolt Round Gasket for Budget Cap (KBP 97 Base)	FUE 1GAS79
24 Bolt Oval Gasket	FUE 1GAS97
12 Bolt Oval Gasket	FUE 1GAS98

REGULAR 12 BOLT FILLER CAPS



DESCRIPTION	P/N
Regular 12 Bolt Top Base (used on F-S RB224 Fuel Cells)	KBP 86
Regular 12 Bolt Fuel Cell Cap	KBP 101
Fuel Filler Cap Assembly - Fender Fill - Twist Lock Cap	RJS 30196

CHECK VALVES



DESCRIPTION	P/N
AN 6 Check Valve	KBP 70
Check Valve for 1" Hose	KBP 80

UPRIGHT DRAG FUEL CELL



DESCRIPTION	P/N
Jaz Upright Drag Fuel Cell - 3 Gallon Capacity	JAZ 250-003-01
Flush Mount Top Assembly	KBP 102
Flush Cap Ring	KBP 91
Flush Cap Gasket	KBP 93

HEADERS & EXHAUST

HEADERS / EXHAUST / MUFFLERS

Schoenfeld Headers



DESCRIPTION	P/N
602 Crate Engine - 1 5/8" Primary - 3" Collector - DIRTcar Legal	SCH 1122BCM2
602 Crate Engine - 1 5/8" Primary - 3" Collector - Upswept - DIRTcar Legal	SCH 1122BUCM2
358 Brodix Spec Head - 1 3/4" to 1 7/8" Primary - 3 1/2" Collector	SCH 1124BV
358 Brodix Spec Head - 1 5/8" to 1 3/4" Primary - 3" Collector - DIRTcar Legal	SCH 1122BVSH-3
358 Brodix Spec Head - 1 5/8" to 1 3/4" Primary - 3" Collector - Upswept - DIRTcar Legal	SCH 1122BVUSH-3
W16 Tri-Y - DIRTcar Legal	SCH 1124VYLS3
W16 Exhaust Stud Kit	BRP 9623



Schoenfeld Mufflers

DESCRIPTION	P/N
3 1/2" Inlet / 3 1/2" Outlet - 8" Long X 4" O.D.	SCH 83535
3" Inlet / 3" Outlet - 8" Long X 4" O.D.	SCH 83030
14" Muffler - 3 1/2" X 3 1/2" x 4 1/2" Taper Diameter	SCH 14272735-78
13" Micro Sprint - 2" Inlet 2-1/4" Outlet	SCH MS132022

Beyea Headers



DESCRIPTION	P/N
602 Crate Engine - 1 5/8" Primary - 3" Collector - DIRTcar Legal	BEY NEDM602
602 Crate Engine - 1 5/8" Primary - 3" Collector - Upswept - DIRTcar Legal	BEY NEDMUS602-DL
358 Brodix Spec Head - 1 5/8" to 1 3/4" Primary - 3" Collector - Upswept	BEY NEDMDBUS-S1-DL
Open Small Block Tri-Y Header Upswept 1 5/8 x 1 7/8 x 3" Collector	BEY NEDMSBTYUA-D1-3
4 Into 1 SBC - 1 5/8" to 1 3/4" - 28" Tube Length - 3" Collector - DIRTcar Legal	BEY NEDMSB26-S1-3
W16 Tri-Y - DIRTcar Legal	BEY DMSBTY-LS-S2-3
W16 Exhaust Stud Kit	BRP 9620



Beyea Mufflers

DESCRIPTION	P/N
2 1/2" Inlet & Outlet Late Model Muffler with Turn Down - 6" Long	BEY MUF2.5
2 1/2" Inlet & Outlet Late Model Muffler with Turn Down - 6" Long	BEY MUF2.5DL
3" Inlet & Outlet - 8" Body X 4 1/2" O.D. (12 1/2" total length)	BEY MUF3DM
3" Inlet & Outlet - 8" Body X 4 1/2" O.D. (12 1/2" total length) - DIRTcar Legal	BEY MUF3.0DL
3 1/2" Inlet & Outlet - 8" Body X 4 1/2" O.D. (12 1/2" total length) - DIRTcar Legal	BEY MUF3.5DL

Beyea Tail Pipe Kits

DESCRIPTION	P/N
Tail Pipe Kit for 3" Collector (comes with 2 elbows and 2 tailpipes)	BEY DMTPK-3U
Tail Pipe Kit for 3 1/2" Collector to 3 1/2" Lower Elbow (comes w/2 elbows / 2 tailpipes)	BEY DMTPK-3-1/2U
Tail Pipe Kit for Crate Sportsman Headers (comes w/ 2 elbows / 2 tail pipes - FITS BEY NEDM602)	BEY NEDMTPK602-2.75
Tail Pipe Kit for Crate Sportsman RUSH SERIES LEGAL	BEY NEDMTPK602RUSH
Tail Pipe Kit for Crate Sportsman Headers (comes w/ 2 elbows / 2 tail pipes - FITS SCH 1122BCM)	BEY NEDMTPK602SCH
Upswept Tail Pipe Kit for Crate Sportsman - for use with Beyea Headers	BEY NEDMTPKUS602-BEY
W16 Exhaust Pipe Kit for Beyea Headers	BEY NEDMTPK-W16
Upswept Tail Pipe Kit for 358 Brodix Spec Head - for use with Beyea Headers	BEY NEDMTPKUS3-3.5-BEY
Replacement Tail Pipe Only	BEY NEDMTPE-3UL
Replacement Tabs for Tail Pipes	BEY TABS
Replacement Oval Tailpipe Tip Only - 3"	BEY DMTPT-30
Replacement Oval Tailpipe Tip Only - 3 1/2"	BEY DMTPT-3.50
3" Tail Pipe Kit for Crate Sportsman Headers - 2019 DIRT legal - Unassembled	BEY NEDMTPK-US602-19
3" Tail Pipe Kit for Crate Sportsman Headers - 2019 DIRT legal - Assembled and Welded	BEY NEDMTPKUS602-19A
W16 Tail Pipe Kit - Assembled and Welded	BEY NEDMTPK-W16-19A



Beyea Modified Torque Plate Inserts

DESCRIPTION	P/N
Torque Plate Insert Kit for 3" Collector	BEY DMTPK-3
Torque Plate Insert Kit for 3 1/2" Collector	BEY DMTPK-3.5-3

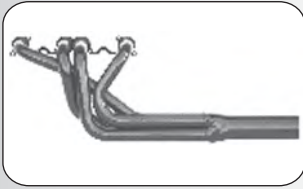
Henry's Tail Pipe Kits

DESCRIPTION	P/N
Schoenfeld Sportsman Cab Forward Exhaust - 3" Tail Pipe - Does Not Fit Beyea	HEN DMMS3CF-3
Schoenfeld Sportsman Upswept Exhaust - 3" Tail Pipe - Does Not Fit Beyea	HEN DMMS3U-3
Schoenfeld Sportsman Cab Forward Exhaust - 4" Tail Pipe - Does Not Fit Beyea	HEN DMMS3CF
Schoenfeld Sportsman Upswept Exhaust - 4" Tail Pipe - Does Not Fit Beyea	HEN DMMS3U
358 Modified Cab Forward Exhaust	HEN DMMS4CF
358 Modified Upswept Exhaust	HEN DMMS4U
W16 Exhaust - Mounts to Schoenfeld Headers - Includes Mufflers and Tail Pipes	HEN DMMS4W




NOTE: HIGHLIGHTED NOT DIRT LEGAL

SPRINT CAR HEADERS



DESCRIPTION	P/N
Standard SBC 1 5/8" - 1 3/4", 3 1/2" x 13" Collector	SCH 1052LV
Standard SBC 1 5/8" - 1 3/4" 4 into 2 into 1 Tri-Y, 3" Collector	SCH 1062VY
602 Crate Engine Header- 1 5/8", 3" x 13" Collector	SCH 1052LCM2

SBC STREET STOCK HEADERS



Monte Carlo, Grand Prix, Cutlass, Regal

DESCRIPTION	P/N
1 5/8" Primary - 3" Collector	SCH 185
SBC Crossover	SCH 145
SBC 602 Crossover	SCH 145-CM2
602 Crate Engine - 1 5/8" Primary - 3" Collector	SCH 185CM2

MUFFLERS



DESCRIPTION	P/N
3" Inlet / 3" Outlet - 12" Long X 5" O.D.	EXT 31230
3 1/2" Inlet / 3 1/2" Outlet - 12" Long X 5" O.D.	EXT 31235

NOTE: SEE PAGE 161 FOR MUFFLER AND TAILPIPE HANGERS

ELBOWS & EXHAUST PIPES



DESCRIPTION	P/N
Turn Out - 3"	SCH 3025
30° Elbow - 3" 6 1/2" x 6 3/4"	SCH 3031
30° Elbow - 3" 15 1/2" X 6"	SCH 3032
3" Turn Down - 10" Length	SCH 3025
34° Elbow - Short Tri-Y - 3"	SCH 30310
42° Elbow - 3"	SCH 3042
45° Elbow - 3"	SCH 3045
90° Elbow - 3"	SCH 3090
Turn Out - 3 1/2"	SCH 3525
23° Turn Out - 3 1/2"	SCH 3523
30° Elbow - 3 1/2"	SCH 3531
45° Elbow - 3 1/2"	SCH 3545
90° Elbow - 3 1/2"	SCH 3590

DESCRIPTION	P/N
24" Long Straight - 3"	SCH 240030
36" Long Straight - 3"	SCH 360030
24" Long Straight - 3 1/2"	SCH 240035
36" Long Straight - 3 1/2"	SCH 360035
3 1/2" O.D. to 3" I.D. Reducer	SCH 3530
3" O.D. to 3 1/2" I.D. Expander	SCH 3035
3" I.D. to 2 1/2" O.D. Reducer	SCH 2530
2 1/2" I.D. to 3" Reducer	SCH 2530ID
3" to 2 1/2" Tailpipe Tip	SCH 2525-3
W16 Adaptor from Header to Muffler - 3" to 3 1/2"	SCH 304535

GASKETS / PORT COVERS / BOLTS



Header Gaskets

DESCRIPTION	SCHOENFELD	FEL PRO	SCE
SBC 1 5/8" Port Gasket		FEL 1404	
SBC 1 3/4" Port Gasket	SCH 01510	FEL 1405	
SBC Crate Engine Gasket	SCH 01560		
SBC Crate Upswept Gasket	SCH 01562		
SBC Brodix Spec Head	SCH 01570	FEL 1406	
BBC Square Port Gasket	SCH 02510	FEL 1412	
18° BBC Head		FEL 1482	
18° BBC Spread Port		FEL 1409	
3/8" X 3/4" Hex Head Bolt	SCH 3000		
LS1 Round Port - W16 Gasket	SCH 01780		
LS3 - D Port - W16 Gasket	SCH 01783		
LS1 Round Port - Copper - W16 Gasket			SCE 4119
Beya 602 Upswept Header Gaskets		BEY HG235P	

Port Covers

DESCRIPTION	P/N
SBC Port Cover - Red	BRP 5148
SBC Port Cover - Black	BRP 5148BK
BBC Port Cover - Red	BRP 5127
FORD SVO Port Cover - Red	BRP 5132
18 Degree SBC	BRP 5149

*** Sold Individually *
PLAIN AND BLACK ALSO
AVAILABLE**

**See Page 135 for
More Header Gaskets**

UNIVERSAL MUFFLER HANGERS



Complete Universal Muffler Mount Kits

DESCRIPTION	P/N
Universal Exhaust Hanger - Saddle Style (sold each) Fits 4 1/2" - 6" Mufflers - clamps to 1 1/2" tubing	BRP 9263
Universal Exhaust Hanger - Hanging Style (sold each) Fits 5" Mufflers - clamps to 1 1/2" tubing	BRP 9266
1 1/2" Aluminum Exhaust Clamp	BRP 9263A
Exhaust Mount Slotted Bar	BRP 9263B

Customizable Muffler Mounts

DESCRIPTION	P/N
1 1/2" Chassis Clamp	BRP 9470
1 1/4" Chassis Clamp	BRP 9471
5" Support Link	BRP 9472
7" Support Link	BRP 9473
Main Saddle (clamp not included) - SEE CLAMPS BELOW	BRP 9474

Muffler Clamps

DESCRIPTION	P/N
Muffler Clamp for 3" Pipe	SFP HC19-325
Muffler Clamp for 3 1/2" Pipe	SFP HC19-350
Muffler Clamp for 4" Pipe	SFP HC19-425
Muffler Clamp for 4 1/2" Pipe	SFP HC19-475
Muffler Clamp for 5" Pipe	SFP HC19-525

UNIVERSAL TAILPIPE HANGERS



DESCRIPTION	P/N
Universal Tailpipe Hanger (sold each) - will fit 3" round or oval tailpipes and mounts to 1 1/4" tubing	BRP 9324
Universal Tailpipe Hanger (sold each) - will fit 3" round or oval tailpipes and mounts to 1 1/2" tubing	BRP 9324-2

ASSORTED BEND KIT



DESCRIPTION	P/N
1 5/8" Assorted Bent Tubing	SCH MB162
1 3/4" Assorted Bent Tubing	SCH MB175
1 7/8" Assorted Bent Tubing	SCH MB187
2" Assorted Bent Tubing	SCH MB200
2 1/8" Assorted Bent Tubing	SCH MB212



EXHAUST WRAP



DESCRIPTION	P/N
Insulating Wrap - 2" Wide X 50 Feet Long (Avg 100 feet needed)	LON 52-64870
Insulating Wrap - 2" Wide x 50 Feet Long - Woven Fiberglass	ALL 34246

INTERCOMP WIRELESS SCALES



PROFESSIONAL SW777RFX

- Fully Integrated RFX Wireless Technology
- Encryption Ensures Secure Wireless Communication
- USB & RS232 Output
- Certified to 0.1% Accuracy
- 1,500lb (700kg) Pad Capacity
- 6,000lb (2,800kg) System Capacity
- Stores 100 Chassis Setups
 - Baseline Setup Recall
- Center of Gravity Calculation
- User Selectable Display Modes
 - Target Tune Feature
- Giant 0.5", Backlit, Display Characters
 - View Any Combination of Scale Pad Weight & Percentage
- 400 hr Average Battery Life in Pads



DESCRIPTION	P/N
Intercomp Professional Wireless Scale System Comes with 4 billet pads, all batteries & chargers, pad storage case, and USB cable for computer.	INT 170319

INTERCOMP WIRED SCALES



EZ WEIGH 500

- 1,500lb (700kg) Pad Capacity
- 6,000lb (2,800kg) System Capacity
 - Displays Setups to One Hundredth of a Percent
- Stores 100 Chassis Setups
 - Baseline Setup Recall
- User Selectable Display Modes
 - View ANY Combination of Scale Pad Weight & Percentage
- Center of Gravity Calculation
 - Target Tune Feature
- Certified to 0.1% Accuracy
 - RS232 Output
- Giant 0.5", Backlit, Display Characters

DESCRIPTION	P/N
Intercomp EZ Weigh Wired Scales Comes with billet pads, and cabled indicator	INT 170125

SCALE ACCESSORIES



DESCRIPTION	P/N
Intercomp Scale Pad Protective Case (22" X 18" X 16")	INT 490197
Scale Pad Safety Chock - Stops car from rolling off scales - works with any scale pad that is 15 1/4" X 15 1/4"	BRP 9323
Remote Chassis Ride Height Checker (has built in gauge)	BRP 9240
Frame Height Gauge (with scale pad height built in)	BRP 9364
Chassis Height Measuring System	CRP CHMS
Scale Pad Levelers	INT 100344



TOOLS / TIRE GAUGES / SCALES

CASTER CAMBER GAUGES

Bubble Caster/Camber Gauge



LON 52-78260

DESCRIPTION	P/N
Aluminum Bubble/Caster Camber Gauge with Magnetic Adaptor - Comes with Plastic Case	LON 52-78260

Digital Angle Gauge



ALL 10113

BRP 9316

INT 102144

DESCRIPTION	P/N
HD Digital Angle Gauge in aluminum housing	BRP 9316
Digital Angle Gauge	INT 102144
8" Digital Smart Leve	ALL 10113

SPRING SMASHERS




Manual / Standard Model

Automated / Touch Screen Model



DESCRIPTION	P/N
Manual Standard Spring Smasher	ACC STDSPRINGSMASHER
Automated Touch Screen Spring Smasher	ACC TS-SPRINGSMASHER
2nd Generation Spring Loader / Unloader	ACC GEN2SPRINGLOADER



ACC GEN2SPRINGLOADER

LOAD STICKS



BRP 9653

DESCRIPTION	P/N
Rear Load Stick - Adjustable from 16" - 25"	BRP 9653
Front Load Stick - Adjustable from 13" - 20"	BRP 9654

BILLET ALUMINUM AN WRENCHES



BRP 9434

DESCRIPTION	P/N
Complete double ended AN wrench set - AN 6 -16	BRP 9434
Double Ended AN 6 Wrench	BRP 9434-6
Double Ended AN 8 Wrench	BRP 9434-8
Double Ended AN 10 Wrench	BRP 9434-10
Double Ended AN 12 Wrench	BRP 9434-12
Double Ended AN 16 Wrench	BRP 9434-16

TOE PLATES



BRP 9132

DESCRIPTION	P/N
BRP Aluminum Toe Plates (set of 2)	BRP 9132
Kart Toe Plates (set of 2)	INT 100677

TIRE PRESSURE GAUGES

Digital Tire Pressure Gauges



INT 360045

BRP 9260

Intercomp Tire Pressure Gauges



DESCRIPTION	P/N
Digital Tire Pressure Gauge 0-99.99 psi	INT 360045
BRP Digital Pressure Gauge 0-150psi	BRP 9260
0-100 psi Temperature Compensated Gauge	LON 52-53050

DESCRIPTION	P/N
0-15 psi - 2" Face	INT 360062
0-15 psi - 4" Glow In Dark Face	INT 360058
0-30 psi - 4" Glow In Dark Face	INT 360059
0-60 psi - 4" Glow In Dark Face	INT 360060
0-60 psi - 2 1/2" Deluxe Liquid Filled	INT 360067

Longacre Tire Pressure Gauges



Glow-In-The-Dark

DESCRIPTION	P/N
0 - 60 psi - 2" Face	LON 52-52004
0 - 60 psi - 2-1/2" Face	LON 52-52003
0 - 30 psi - 2" Face	LON 52-52024
0 - 15 psi - 2" Face	LON 52-52034

Allstar Tire Pressure Gauges



Glow-In-The-Dark

DESCRIPTION	P/N
0-15 psi - 2 1/4" Face	ALL 44056
0-30 psi - 2 1/4" Face	ALL 44057
0-60 psi - 2 1/4" Face	ALL 44058

TIRE TOOLS



INT 360092

BRP 9328

BRP 9243

DESCRIPTION	P/N
Intercomp Durometer	INT 360092
BRP Tire Humidity Gauge - comes with case	BRP 9328
BRP Tire Deflator (used to suck air out of tire)	BRP 9243
Billet Valve Core Stem Tool	LON 52-50270
Valve Core Tool	ALL 44030
Valve Stem Puller Tool	ALL 44032
5/8" Diameter Valve Stem Assembly	BRP 41
Tire Tread Depth Gauge	INT 360109

BEAD BREAKERS



ALL 10106

DESCRIPTION	P/N
Wide Jaw Bead Breaker For 15" Wheels	ALL 10106

TIRE GRINDING DISCS



ABR ID00861-0S

ALL 44183

ALL 44182


BRT TG

All Discs Have A 7/8" Arbor Hole and fit most 7" Grinders and Buffers

Grinding Discs


DESCRIPTION	P/N
7" 16 Grit Abrasive Tire Grinding Disc (sold each)	ABR ID00861-0S
7" 16 Grit Abrasive Tire Grinding Disc (5 pack)	ABR ID00861-0S5
7" Tac-A-Disc (sold each)	ALL 44183
7" 16 Grit Ventilated Tire Grinding Disc (sold each)	ALL 44182
4" 23 Grit Ventilated Tire Grinding Disc (sold each)	ALL 44180
Hooked Backing Pad for 8" Sanding Discs	ALL 44188
8" "Traction Grabber" Tire Grinding Disc (sold each)	BRT TG
6" "Traction Grabber" Tire Grinding Disc (sold each)	BRT TG-6
8" 24 Grit Sanding Discs - felt backed (5 pack)	PCR 100-7112

TIRE GRINDERS & ACCESSORIES




DGR 1

BRP 9375
Bolts on to existing tire machine (DGR 1)



BRP 9375



BRP 9376



BRP 9241



BRP 40

Tire Grinder

DESCRIPTION	P/N
Variable Speed Tire Rotator / Grinder - 110V	DGR 1
Sportsman Tire Rotator / Grinder - 110V	DGR SPORTSMAN-I

Tire Grinder Attachments

DESCRIPTION	P/N
Tube Kit For DGR 1 Tire Grinder (sold separate from DGR 1) Bolts on to existing rotator to hold grinder	BRP 9375
Universal Aluminum Grinder Head Kit	BRP 9376

Air Dryers

DESCRIPTION	P/N
Portable Camair Air Dryer Unit	CAM CT-30P
Tune-Up Kit for CAM CT-30P (new style)	CAM DC-30
Replacement Hose	CAM DS-20
Humidity Indicator	BRP 9328
Tune Up Kit - (old style)	CAM TUK-10

Tire Rollout Fixture

DESCRIPTION	P/N
Fixture for Measuring Tire Roll Out (diameter)	BRP 9241
10' x 1/4" Tire Tape Measure	BRP 40
10' x 1/4" Deluxe Tire Tape Measure	ALL 10112

BICKNELL DRY AIR SYSTEM



Moisture in a racing tire is your enemy. It causes contamination, unwanted stagger and spring rate changes due to pressure build up. This new system uses a double filter consisting of a special AQUACHEK filter and a series of desiccant beads to double dry your compressed air.

DESCRIPTION	P/N
Compressed Air Dryer Assembly	BRP 9527
Replacement Aquacheck Filter	BRP 9527J
Replacement Dryer Silica Beads	BRP 9527K

TIRE SIPERS & GROOVERS

Van Alstine Tire Groover




DESCRIPTION	P/N
Heavy Duty Tire Groover	ALL 10770
Replacement Blades	
FLAT	
# 3	VAN 3VF
# 4	VAN 4VF
# 5	VAN 5VF
# 6	VAN 6VF
# 8	VAN 8VF
# 10	VAN 10VF
# 12	VAN 12VF

Replacement Blades Come In Packs of 12

DESCRIPTION	P/N
Replacement Screw Tension Lever	ALL 99104
Replacement Nylon Pads	ALL 99306

Van Alstine Tire Siper



DESCRIPTION	P/N
Heated Siping Tool	VAN S-100
Replacement Blades	
24 pc blades	VAN SIPING-BLADE

Holds Up To 13 Blades!

Heated Single Blade Groover



DESCRIPTION	P/N	
Grooving Tool	HOO ID125	
Replacement Blades		
SIZE	HEAD	BLADES
#2 - .090"	HOO IDHD02	HOO IDBL02
#3 - .125"	HOO IDHD03	HOO IDBL03
#4 - .215"	HOO IDHD04	HOO IDBL04
#5 - .290"	HOO IDHD05	HOO IDBL05
#6 - .375"	HOO IDHD06	HOO IDBL06

Multi-Blade Tire Siper



DESCRIPTION	P/N
Tire Siping Tool - Holds 2,4, or 6 Blades	ALL 10265

Tire Markers



DESCRIPTION	P/N
Tire Marker - White	ALL 12060
Tire Marker - Yellow	ALL 12061

TIRE IMPROVER



DESCRIPTION	P/N
Track Claw Tire Strengtheners - 1 Gallon Can	ALL 78110
Fast Track Tire Improver - 1 Gallon Can	ALL 78103
Hot Lap Original Tire Treatment - 1 Gallon Can	PRB 7000TS
Hot Lap II Tire Treatment - 1 Gallon Can	PRB 6000
Pro Blend Tire Cleaner - 1 Quart	PRB 7050
Competitive Edge Tire Improver	ALL 78105

DRILLS & TAPS

PIPE THREAD	NPT P/N	FINE THREAD	LEFT HAND P/N	RIGHT HAND P/N	COURSE THREAD	LEFT HAND P/N	RIGHT HAND P/N
1/8"-27 NPT	ALL 11056	1/4"-28 UNF	BRT TO428L	ALL 11061	1/4"-20 UNC		ALL 11060
1/4"-18 NPT	ALL 11057	5/16"-24 UNF	BRT TO524L	BRT TO624R	5/16"-18 UNC		
3/8"-18 NPT	ALL 11058	3/8"-24 UNF	BRT TO624L	ALL 11063	3/8"-16 UNC		ALL 11062
1/2"-14 NPT	ALL 11059	7/16"-20 UNF	BRT TO720L	N/A	7/16"-14 UNC		
		1/2"-20 UNF	ALL 11065	ALL 11064	1/2"-13 UNC		
		5/8"-18 UNF	ALL 11067	ALL 11066	5/8"-11 UNC		
		3/4"-16 UNF	ALL 11069	ALL 11068	3/4"-10 UNC		



DESCRIPTION	P/N
1/8" Double Sided Drill Bit	ALL 18201

DESCRIPTION	P/N
3/16" Double Sided Drill Bit	ALL 18204

PIT SOCKETS



DESCRIPTION	P/N
Pit Socket .900" Deep with Spring for 1" Lug nut	BRP 2044
Replacement Spring	BRP 2046
12" Long Steel Pit Socket - for 1" Lug nut (orange)	ALL 10240
3 1/4" Long Pit Socket - for 1" Lug nut	ALL 10232
11" Super Socket - for 1" Lug nut (red)	ALL 10241
5" Super Socket - for 1" Lug nut (red)	ALL 10242

ROLLER CHANGE TOOL



DESCRIPTION	P/N
Bob's Tool - Makes Roller Changes Safe and Easy!	BRP 4399
Roller Change Tool - Attaches to most torsion arms for roller changes	BRP 9428

CLECOS & PLIERS / SAFETY WIRE & PLIERS

Clecos & Pliers



DESCRIPTION	P/N
Panel Fastener Button Tool - sold each	MOR 71600
Panel Fastener Button Tool - sold each	ALL 19400
Panel Fastener Button Driver Tool (handle color varies) - sold each	BRP 607
1/8" Cleco - Pack of 10	ALL 18222
1/8" Cleco - Pack of 25	ALL 18223
3/16" Cleco - Pack of 10	ALL 18226
Cleco Pliers - sold each	ALL 18220

Safety Wire & Pliers

DESCRIPTION	P/N
Safety Wire Pliers	ALL 10120
360' Safety Wire	ALL 10121
Safety Wire Drill Fixture	ALL 10122

STOP WATCHES



DESCRIPTION	P/N
Dual Split Stop Watch with MPH	ROB SC-606W

PIT JACKS



Aluminum Pit Jacks & Parts

DESCRIPTION	P/N
3 Pump Aluminum Low Profile Jack	BRU WARRIOR
Dirt Wings For Aluminum Jack	BRU DIRT-WINGS
Warrior Jack 3 Pump Seal Kit	BRU BRI-036
Warrior Jack Release Valve	BRU BRI-078
Warrior Jack Caster Wheel	BRU BRI-159-1

Bert Air Jacks & Parts

DESCRIPTION	P/N
Bert Air Jack - Dirt Modified Front Jack	BER AJ-1000-F
Bert Air Jack - Dirt Modified Rear Jack	BER AJ-1000-R
Replacement Rubber Only (fits front or rear)	BER AJ-1022
In Car Air Kit (kit to plumb car for air jacks)	SFP JACKKIT
Alum. Slider With Bumper (NYM Front)	BER AJ-BUMPER-NYM-F
Alum. Slider With Bumper (NYM Rear)	BER AJ-BUMPER-NYM-R

FUEL JUGS & FUNNELS



DESCRIPTION	P/N
5 Gallon Square Jug - Red	SCR 2000R
5 Gallon Square Jug - White	SCR 2000W
5 Gallon Square Jug - Blue	SCR 2000B
5 Gallon Square Jug - Red	VPF 3512
5 Gallon Square Jug - White	VPF 3522
5 Gallon Square Jug - Blue	VPF 3532
5 Gallon Round Jug - Red	VPF 3012
14" Triangle Fuel Funnel	JAZ 550-014-06
Funnel Filter	JAZ 500-000-01
Replacement Cap for 5 Gallon Jugs	VPF 3042
Jug Spout / Filler Hose - 14" Long	VPF 3044
Jug Spout / Filler Hose - 18" Long	SCR 5225
Hand Siphon Fuel Drum Pump	ALL 40114

TRANSPONDERS & RACECEIVERS



Transponders

DESCRIPTION	P/N
Old Style Transponder Holder	AMB 2502
New Style Transponder Holder (rental transponder)	MYL 40R010CC
X2 Style Transponder Holder	MYL 40R407CC
X2 1 Year Rechargeable Transponder	MYL 10R901
X2 2 Year Rechargeable Transponder	MYL 10R902
X2 5 Year Rechargeable Transponder	MYL 10R905
Kit for Direct Wire Above Transponders	MYL 40R409CC
RC4 Hybrid Transponder (RC Cars)	MYL 10R078
X2 2 Year GO KART Transponder	MYL 10R642
Charger Kit for X260 Transponder	MYL 40R028

1 Way Radio Raceceivers

DESCRIPTION	P/N
Raceceiver - Comes with Clip and Batteries (no earpiece)	RCV 1600
Semi Pro Drivers Earpiece	RCV DEP
Mid Level Drivers Earpiece	RCV EP900R
Replacement Foam For Earpiece (sold in pairs)	RCV EPF
Replacement RCV 1600 Radio Holder	RCV HOLSTER
Replacement Battery Cover	RCV BATTERYDOOR
Volume Control	RCV VOL100
2 Way Radio Raceceiver (ACE)	RCV SD1600
Element Rechargeable Radio Receiver	RCV EL16R
Replacement Elem Radio Holder	RCV ELEMENT-HOLSTER
Velcro Helmet Speakers, 36" Cord	RCV HS100

NOTE: In order to use any transponder, you must have a subscription to www.mylaps.com. Upon purchasing transponder, you need to login to mylaps to activate the transponder. If you purchase a 1 year subscription, the transponder will stop working after 1 year unless you pay for another year of subscription.

FIRE SUPPRESSION SYSTEMS



**SPA
TECHNIQUE**

SPA Technique Suppression Systems



DESCRIPTION	P/N
SPA 10# FireAde System - Auto/Manual, Includes Thermal Block, T's and Nozzles. No lines or mounts	FSSF110AM-F-2-0NL
Line Kit To Install SPA Firesystem - prebent steel lines, AN 6 Braided Hose, and BRP 9612 Cockpit Nozzle Mount	SPA BRAIDEDKIT
Prebent Steel Line Kit - includes all hard lines for installation and BRP 9612 Cockpit Nozzle Mount	SPA LINEKIT
5/16" EZ Bend Tubing - 12.5 ft Roll	SPA EZLINE-12
5/16" EZ Bend Tubing - 25 ft Roll	SPA EZLINE-25
Chassis Installation Kit - Includes Thermal Block, T's and Nozzles	SPA01-AM KIT
Cockpit Nozzle Mount	BRP 9612
5 1/4" Bottle Mount for Chassis - 1 1/4" Tubing	BRP 9573
5 1/4" Bottle Mount for Chassis - 1 1/2" Tubing	BRP 9303
5 1/4" Bottle Mount for Chassis - 1 3/4" Tubing	BRP 9304



Safecraft Suppression Systems



DESCRIPTION	P/N
10 LB Novec 1230 Thermal Activation Kit - WITH BRACKETS	SFC LM10-JGG
10 LB Novec 1230 Pull Cable Activation - A	SFC LT10-JAA
3 LB Novec 1230 Complete System - Pull Cable Style	SFC LT3-JAA
5 LB Novec 1230 Complete System - Pull Cable Style	SFC LT5-JAA
10 Ft Aluminum 1/4" O.D. Tubing	SFC 54-2001
12 Ft Steel 1/4" O.D. Tubing	SFC 54-2002
Fire Extinguisher Push Knob Assembly	SFC 56-1420
3 LB Replacement Fire Bottle	SFC LT3-AA
Model LT Discharge Nozzle and Fitting Kit	SFC 56-1453
10 LB Extinguisher Oval Track Kit, Auto Thermal Activation	SFC LM10-JGG
10 LB Extinguisher Oval Track Kit, Pull Cable Activation	SFC LT10-JAA
Cockpit Nozzle Mount	BRP 9610
Fuel Cell Nozzle Mount	BRP 9611
5 1/4" Bottle Mount for Chassis - 1 1/4" Tubing	BRP 9573
5 1/4" Bottle Mount for Chassis - 1 1/2" Tubing	BRP 9303
5 1/4" Bottle Mount for Chassis - 1 3/4" Tubing	BRP 9304




Firebottle Suppression Systems



DESCRIPTION	P/N
10# Auto Only Fire Bottle - 2 Nozzles, comes with 2 Bottle Mount for Chassis - 1 1/4" Tubing	SAF FC-1002
Cockpit Nozzle Mount	BRP 9610
Fuel Cell Nozzle Mount	BRP 9611
5 1/4" Bottle Mount for Chassis - 1 1/4" Tubing	BRP 9573
5 1/4" Bottle Mount for Chassis - 1 1/2" Tubing	BRP 9303
5 1/4" Bottle Mount for Chassis - 1 3/4" Tubing	BRP 9304


WINDOW NETS



SIZE	COLOR	SFI RATING	RJS P/N	RACEQUIP P/N
18" x 24" Ribbon Net	Black	SFI 27.1	RJS 10000401	RQP 725005
18" x 24" Ribbon Net	Blue	SFI 27.1	RJS 10000403	
18" x 24" Ribbon Net	Red	SFI 27.1	RJS 10000404	
18" x 24" Ribbon Net	Black	NON SFI	RJS 10000501	RQP 721005
18" x 24" Mesh Net	Black	NON SFI		RQP 723003
Oblong Window Net	Black	SFI 27.1	RJS 10000201	
Sprint / Midget / TQ - 4 Point Window Net	Black	NON SFI	RJS 10001401	
Sprint / Midget / TQ - 2 Point Window Net	Black	NON SFI	RJS 10001501	
15" X 18" Ribbon Net	Black	SFI 27.1		RQP 726001
15" X 21" Ribbon Net	Black	SFI 27.1		RQP 726002
18" X 18" Ribbon Net	Black	SFI 27.1		RQP 726003
18" X 21" Ribbon Net	Black	SFI 27.1		RQP 726004
21" X 24" Ribbon Net	Black	SFI 27.1		RQP 726007
24" X 24" Ribbon Net	Black	SFI 27.1		RQP 726009
Triangle Window Net - Nylon	Black	NON SFI		RQP 727001
18" X 23" Drag Window Net	Black	SFI 27.1		RQP 729005
15" X 18" Hybrid Net - Adjustable Strap	Black	NON SFI		RQP 822001
Angled Window Net - Border Style		SFI 27.1		ALL 10288
Sprint Window Net - Triangle Wrap Around		SFI 37.1		ALL 10246

DESCRIPTION	P/N
24" Net Mount Kit, Spring Loaded Pin	RQP 700101
Net Mount Kit, GM Buckle Type	RQP 700102
Net Mount Kit, Link & Latch Buckle Type	RQP 700103
24" Net Mount Kit, Spring Loaded Pin with Flat Bar	RQP 700106
Window Net Bar - 26-1/2" x 1/2" Diameter - Spring Loaded	BRP 5089
Window Net Kit - Spring Loaded - Round Bar - 5/8" Dia. Tube	ALL 10219
Window Net Installation Kit - Buckle Style	RJS 100021

MIRRORS



DESCRIPTION	P/N
Full View Mirror - 4 Panel	ALL 76404
Full View Mirror - 5 Panel	ALL 76405
14" Convex Mirror	ALL 76406
17" Convex Mirror	ALL 76407
17" Mirror Kit with 11 3/4" Brackets	LON 52-22530
Mirror, Rear View, Wide Angle, 17" Wide x 3"	LON 52-22531
14" Mirror Kit with 11 3/4" Brackets	LON 52-22534
Mirror, Rear View, Wide Angle, 14" Wide x 3"	LON 52-22538
Mirror Brackets - 1 3/4", Pair	LON 52-22540
Mirror Brackets - 1 1/2", Pair	LON 52-22541
Mirror, Rear View, Wide Angle, 17 in Wide x 3 in	LON 52-22547
3 3/4" Spot Mirror with 1 3/4" Bolt on Bracket	LON 52-22548
3 3/4" Spot Mirror with 1 1/2" Bolt on Bracket	LON 52-22549

DRIVER RESTRAINTS



DESCRIPTION	P/N
Arm Restraint Belts - SFI 3.3	RJS 11000301
Helmet Restraint - D Ring Installation	RJS 11000801
Arm Restraint - Non SFI	RQP 391002
Arm Restraint - Jr Dragster - Black - SFI 3.3 (pair)	RJS 11001701

ROLL BAR PADDING



Standard - 1 1/2" - 1 7/8" Tubing

DESCRIPTION	P/N
Black	BRP BLACK

Hi - Density

DESCRIPTION	P/N
Black	KIR 99031

Hi - Density SFI 45.1 - 1"

DESCRIPTION	P/N
Black - 7/8" to 1-3/8"	KIR 99021
Black - 1-1/8" to 1-1/2"	ALL 14110
Black - 1-5/8" to 2"	ALL 14111
Black - 1-1/4" to 1-3/4"	ALL 14112

* All Roll Bar Padding Comes In 3 Foot Lengths*

CLEANERS / MUDD OFF




DESCRIPTION	P/N
Plexus Plastic Cleaner - 13oz Spray Can	ALL 78200
Mud-X Helmet Cleaner	ALL 78232
Mudd Off Concentrate - Mix 1:12 with water	ALL 78230

SEAT BELTS & ACCESSORIES

Racequip Seat Belts



Simpson Seat Belts



RJS Seat Belts



Racequip Seat Belts

DESCRIPTION	P/N
5 Point - Latch & Link - Pull Down - Bolt-In/Wrap Around	RQP 711001
5 Point - Latch & Link - Pull Down - HANS ready	RQP 717007
5 Point - Cam Lock - Pull Down - Bolt-In/Wrap Around	RQP 741001
5 Point - Latch & Link - Pull Up Lap - 2" Lap and Shoulder	RQP 709009
6 Point - Latch & Link - Pull Down - Bolt-In/Wrap Around	RQP 812002
6 Point - Latch & Link - Pull Down - HANS ready	RQP 818008



RJS Seat Belts

DESCRIPTION	P/N
5 Point - Latch & Link - Pull Down - Bolt-In	RJS 1127801
5 Point - Latch & Link - Pull Down - V-type - HANS ready	RJS 1139801
5 Point - Latch & Link - Pull Down - Bolt-In/Wrap Around HANS ready	RJS 1142201
5 Point - Latch & Link - Pull Down - V-type - Wrap Around	RJS 1220902
5 Point - Latch & Link - Pull Down - Wrap Around	RJS 1127801
2" JR Belt Set Black Pull Down Lap, Bolt or Wrap Shoulder	RJS 1001701
2" JR Belt Set Black Pull Up Lap, Bolt or Wrap Shoulder	RJS 1005301



Schroth Seat Belts

DESCRIPTION	P/N
5 PT. Pull Up Lap Wrap Around 2" Shoulder / 3" Lap	SRB SR71750H



Simpson Seat Belts

DESCRIPTION	P/N
5 Point - Latch & Link - Pull Down - Bolt-In - HANS ready	SIM 29063BKH
5 Point - Latch & Link - Pull Down - Wrap Around - HANS ready	SIM 29064BKH
5 Point - Latch & Link - Pull Down - Bolt-In	SIM 29073BK
6 Point - Latch & Link - Pull Down - HANS ready	SIM 290636HK

Accessories



DESCRIPTION	P/N
Snap End Seat Belt Floor Mount Kit	RJS 140012
Harness Pads - Black - Flame Retardant	RJS 11001201
Harness Pads - Black - Flame Retardant	RQP 767001



NOMEX SHOES



RACEQUIP MID TOP SHOE



RACEQUIP EURO CARBON SHOE



RJS MID TOP SHOE



**ALL RACE SHOES
ARE SFI 3.3/5 RATED**

Racequip Mid Top Shoes

DESCRIPTION	P/N
MID-TOP SHOE - SIZE 8.0	RQP 30300080
MID-TOP SHOE - SIZE 9.0	RQP 30300090
MID-TOP SHOE - SIZE 10.0	RQP 30300100
MID-TOP SHOE - SIZE 11	RQP 30300110
MID-TOP SHOE - SIZE 12	RQP 30300120
MID-TOP SHOE - SIZE 13	RQP 30300130

Racequip Euro Carbon Shoes

DESCRIPTION	P/N
EURO CARBON SHOE - SIZE 4.0	RQP 30500040
EURO CARBON SHOE - SIZE 5.0	RQP 30500050
EURO CARBON SHOE - SIZE 6.0	RQP 30500060
EURO CARBON SHOE - SIZE 6.5	RQP 30500065
EURO CARBON SHOE - SIZE 7.0	RQP 30500070
EURO CARBON SHOE - SIZE 7.5	RQP 30500075
EURO CARBON SHOE - SIZE 8.0	RQP 30500080
EURO CARBON SHOE - SIZE 8.5	RQP 30500085
EURO CARBON SHOE - SIZE 9.0	RQP 30500090
EURO CARBON SHOE - SIZE 9.5	RQP 30500095
EURO CARBON SHOE - SIZE 10.0	RQP 30500100
EURO CARBON SHOE - SIZE 10.5	RQP 30500105
EURO CARBON SHOE - SIZE 11.0	RQP 30500110
EURO CARBON SHOE - SIZE 11.5	RQP 30500115
EURO CARBON SHOE - SIZE 12.0	RQP 30500120
EURO CARBON SHOE - SIZE 12.5	RQP 30500125
EURO CARBON SHOE - SIZE 13.0	RQP 30500130
EURO CARBON SHOE - SIZE 14.0	RQP 30500140

RJS Mid Top Shoes

DESCRIPTION	P/N
MID-TOP SHOE - SIZE 6.0	RJS 500020152
MID-TOP SHOE - SIZE 7.0	RJS 500020153
MID-TOP SHOE - SIZE 8.0	RJS 500020154
MID-TOP SHOE - SIZE 9.0	RJS 500020155
MID-TOP SHOE - SIZE 10.0	RJS 500020156
MID-TOP SHOE - SIZE 11	RJS 500020157
MID-TOP SHOE - SIZE 12	RJS 500020158
MID-TOP SHOE - SIZE 13	RJS 500020159
MID-TOP SHOE - SIZE 14	RJS 500020160



GLOVES



RJS GLOVES



RACEQUIP BASIC



RACEQUIP SINGLE LAYER



RACEQUIP OUTSEAM



RACEQUIP DOUBLE LAYER
w/ suede palms



RJS Single Layer

DESCRIPTION	P/N
Single Layer - Small	RJS 600020103
Single Layer - Medium	RJS 600020104
Single Layer - Large	RJS 600020105
Single Layer - XLarge	RJS 600020106

RJS Double Layer

DESCRIPTION	P/N
Double Layer - Large	RJS 600010105
Double Layer - XLarge	RJS 600010106

Racequip Basic

DESCRIPTION	P/N
Small - NON SFI	RQP 350002
Medium - NON SFI	RQP 350003
Large - NON SFI	RQP 350005
XLarge - NON SFI	RQP 350006

Racequip Single Layer

DESCRIPTION	P/N
Small - SFI 3.3/1	RQP 351002
Medium - SFI 3.3/1	RQP 351003
Large - SFI 3.3/1	RQP 351005
XLarge - SFI 3.3/1	RQP 351006

Racequip 356 Series Outseam W/ Closure

DESCRIPTION	P/N
Small - SFI 5	RQP 356602
Medium - SFI 5	RQP 356603
Large - SFI 5	RQP 356605
XLarge - SFI 5	RQP 356606
2XLarge - SFI 5	RQP 356607

Racequip 359 Series Outseam Angle Cut

DESCRIPTION	P/N
Small - SFI 5	RQP 359602
Medium - SFI 5	RQP 359603
Large - SFI 5	RQP 359605
XLarge - SFI 5	RQP 359606

Racequip Double Layer w/ suede palms

DESCRIPTION	P/N
X-Small - SFI 3.3/5	RQP 355001
Small - SFI 3.3/5	RQP 355002
Medium - SFI 3.3/5	RQP 355003
Large - SFI 3.3/5	RQP 355005
XLarge - SFI 3.3/5	RQP 355006
2XLarge - SFI 3.3/5	RQP 355007
3XLarge - SFI 3.3/5	RQP 355008

NECK BRACES



RJS Neck Braces

DESCRIPTION	P/N
360 Degree - Black - SFI 3.3	RJS 11000401
U Style - Black - SFI 3.3	RJS 11000501
U Style - Red - SFI 3.3	RJS 11000504

Racequip Neck Braces

DESCRIPTION	P/N
360 Degree - Black - NON SFI	RQP 333003
360 Degree - Blue - NON SFI	RQP 333023
360 Degree - Black - SFI 3.3	RQP 337007
360 Degree - Red - SFI 3.3	RQP 337017
360 Degree - Blue - SFI 3.3	RQP 337027

Youth Neck Braces

DESCRIPTION	P/N
360 Degree - Black	BRK 95-9550
360 Degree - Black - SFI 3.3	RQP 3370097

FIRE SUITS



RACEQUIP SINGLE LAYER SUITS



1 Piece - 110 Series - SFI 3.2A/1

Single Layer Fire Suits

DESCRIPTION	P/N	DESCRIPTION	P/N
Black - Youth XXSmall	RQP 195990	Black - Adult Small	RQP 110002
Black - Youth Small	RQP 195992	Black - Adult Medium	RQP 110003
Black - Youth Medium	RQP 195993	Black - Adult Medium-Tall	RQP 110004
Black - Adult Large	RQP 195995	Black - Adult Large	RQP 110005
Black - Adult XLarge	RQP 195996	Black - Adult XLarge	RQP 110006
Black - Youth 2XLarge	RQP 195997	Black - Adult 2XLarge	RQP 110007
		Black - Adult 3XLarge	RQP 110008

Also Available in Red And Blue - Special Order Only.
Please Call For Pricing and Availability.

RACEQUIP MULTI LAYER SUITS



1 Piece - 120 Series - SFI 3.2A/5

Multi Layer Fire Suits

DESCRIPTION	P/N
Black - Size Smallg	RQP 120002
Black - Size Medium	RQP 120003
Black - Size Medium-Tall	RQP 120004
Black - Size Large	RQP 120005
Black - Size XLarge	RQP 120006
Black - Size 2XLarge	RQP 120007
Black - Size 3XLarge	RQP 120008

Also Available in Red And Blue - Special Order Only.
Please Call For Pricing and Availability.



NOMEX UNDERWEAR



RJS Two Piece Underwear

DESCRIPTION	P/N
Nomex Underwear - Medium	RJS 800010004
Nomex Underwear - Large	RJS 800010005
Nomex Underwear - XLarge	RJS 800010006
Nomex Underwear - 2XLarge	RJS 800010007

Racequip Two Piece Underwear SFI 3.3, Black

DESCRIPTION	TOP P/N	BOTTOM P/N
XSmall	RQP 421992	RQP 422992
Small	RQP 421993	RQP 422993
Medium	RQP 421994	RQP 422994
Large	RQP 421995	RQP 422995
XLarge	RQP 421996	RQP 422996
XXLarge	RQP 421997	RQP 422997
XXXLARGE	RQP 421998	RQP 422998
XXXXLARGE	RQP 421999	RQP 422999
XXXXXLARGE	RQP 421990	RQP 422990

Beleclavas (Head sock)

DESCRIPTION	P/N
White Slit Beleclava	RJS 8000800
White Beleclava	RJS 8001400
Black Single Layer Beleclava	RQP 433991
Black 2 Layer Beleclava	RQP 433992

Socks

DESCRIPTION	P/N
White Socks - Small	RJS 800070003
White Socks - Medium	RJS 800070004
White Socks - Large	RJS 800070005
White Socks - XLarge	RJS 800070006
Black Socks - Small (6-7)	RQP 411992
Black Socks - Medium (8-9)	RQP 411993
Black Socks - Large (10-11)	RQP 411995
Black Socks - XLarge (12-13)	RQP 411996
Black Socks - 2XLarge (14-15)	RQP 411997



HEAD AND NECK RESTRAINTS

HANS III MODEL



Third generation restraint features an all-new design with a hollow collar for reduced weight

ADJUSTABLE MODEL



Adjustable in 5 degree increments from 10 to 40 degrees.

PRO ULTRA MODEL



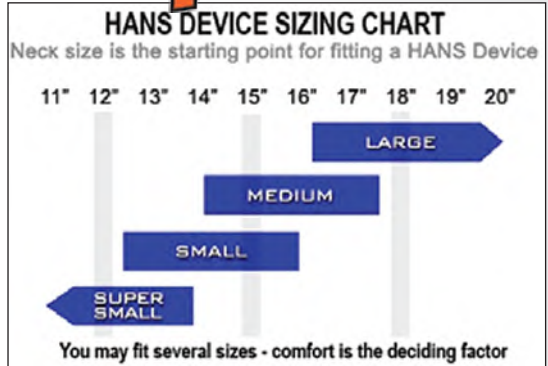
Hand made with high modulus carbon fiber.

Hans III Model

DESCRIPTION	P/N
Post Anchor - Youth - SFI	HAN DK16217.321SFI
Post Anchor - Size Medium - SFI	HAN DK14237.321SFI
Post Anchor - Size Medium - FIA	HAN DK14237.321FIA
Post Anchor - Size Medium - SAH Helmet - FIA/SFI	HAN DK14237.311FIA/SFI
Post Anchor - Size Medium - No Anchors - FIA/SFI	HAN DK14237.321FIA/SFI
Post Anchor - Size Large - SFI	HAN DK14247.321FIA
Post Anchor - Size Large - FIA	HAN DK14247.321FIA
Post Anchor - Size Large - FIA/SFI	HAN DK14247.311FIA/SFI
Post Anchor - Size Large - No Anchors - FIA/SFI	HAN DK14247.321FIA/SFI
Quick Clip - Youth - SFI	HAN DK16217.421SFI
Quick Clip - Size Medium - SA Helmet - SFI	HAN DK14237.411SFI
Quick Clip - Size Large - SFI	HAN DK14247.421SFI
Quick Clip - Size Large - SAH Helmet - SFI	HAN DK14247.422SFI

Pro Ultra Model

DESCRIPTION	P/N
Post Anchor - Size Medium - SA/SAH Helmet	HAN DK13235.32FIA/SFI
Post Anchor - Size Large - SA/SAH Helmet	HAN DK13245.32FIA/SFI
Quick Clip - Size Medium - SA/SAH Helmet	HAN DK13235.42SFI
Quick Clip - Size Large - SA/SAH Helmet	HAN DK13245.42SFI



Replacement / Accessory Components

DESCRIPTION	P/N
Hans Pro Post & Anchor Kit - SA Helmet - Black	HAN AK1132.12K
Hans Pro Post & Anchor Kit - SA Helmet - Blue	HAN AK1132.12B
Hans Pro Post & Anchor Kit - SA Helmet - Red	HAN AK1132.12R
Hans Pro Post & Anchor Kit - SA Helmet - Silver	HAN AK1132.12S
Gel Padding Kit	HAN K9010
Foam Padding Kit	HAN K9005
Draw String Bag	HAN 23909
Replacement Quick Clip - SAH Helmet	HAN AK1141.1



DRAW STRING BAG




FOAM PADDING



HANS PRO POST & ANCHOR KIT

Available in Black, Blue, Red & Silver



REPLACEMENT QUICK CLIP ATTACHMENT

Z-TECH SERIES 6A HEAD AND NECK RESTRAINT



Z-Tech Head and Neck Restraint

DESCRIPTION	P/N
Z-Tech Series 6A Series Head and Neck Restraint - SFI 38.1	ZAM NT006003
Z-Tech Series Helmet Anchor Kit	ZAM NZHC001A

Did You Know...

This model has fully adjustable width, arm angle and arm width allowing different body shapes and sizes and can be adjusted to different race vehicles

RACEQUIP HELMETS

RaceQuip



PRO 20

MODEL	COLOR	YOUTH(SFI)	XX-SMALL	X-SMALL	SMALL	MEDIUM	LARGE	X-LARGE	2X-LARGE	3X-LARGE
PRO 20	GLOSS BLACK	RQP 2260096	RQP 276000	RQP 276001	RQP 276002	RQP 276003	RQP 276005	RQP 276006	RQP 276007	RQP 276008
PRO 20	GLOSS WHITE	RQP 2261196	RQP 276110	RQP 276111	RQP 276111	RQP 276113	RQP 276115	RQP 276116	RQP 276117	RQP 276118
PRO 20	GLOSS STEEL	N/A	N/A	N/A	N/A	RQP 276663	RQP 276665	RQP 276666	RQP 276667	N/A
PRO 20	FLAT BLACK	RQP 2269996	RQP 276990	RQP 276990	RQP 276991	RQP 276993	RQP 276995	RQP 276996	RQP 276997	RQP 276998



PRO 20 SIDE AIR

PRO 20 TOP AIR

OPEN FACE

VESTA 20

MODEL	COLOR	YOUTH(SFI)	XX-SMALL	X-SMALL	SMALL	MEDIUM	LARGE	X-LARGE	2X-LARGE	3X-LARGE
PRO 20 SIDE	GLOSS WHITE	N/A	N/A	N/A	RQP 296112	RQP 296113	RQP 296115	RQP 296116	RQP 296117	N/A
PRO 20 SIDE	FLAT BLACK	N/A	N/A	N/A	RQP 296992	RQP 296993	RQP 296995	RQP 296996	RQP 296997	N/A
PRO 20 TOP	GLOSS WHITE	N/A	N/A	N/A	RQP 266112	RQP 266113	RQP 266115	RQP 266116	RQP 266117	N/A
PRO 20 TOP	FLAT BLACK	N/A	N/A	N/A	RQP 266992	RQP 266993	RQP 266995	RQP 266996	RQP 266997	N/A
OPEN FACE	GLOSS WHITE	N/A	N/A	N/A	RQP 256112	RQP 256113	RQP 256115	RQP 256116	RQP 256117	N/A
VESTA 20	GLOSS BLACK	N/A	N/A	N/A	RQP 286002	RQP 286003	RQP 286005	RQP 286006	RQP 286007	N/A
VESTA 20	FLAT BLACK	N/A	N/A	N/A	RQP 286992	RQP 286993	RQP 286995	RQP 286996	RQP 286997	N/A

RACEQUIP HELMET SIZE CHART

HELMET SIZE	INCHES	CENTIMETERS	HAT SIZE
Youth***	20 to 20-7/8	51 to 53	6-3/8 to 6-5/8
XX-Small	20 to 20-1/2	51 to 52	6-3/8 to 6-1/2
X-Small	20-7/8 to 21-1/4	53 to 54	6-5/8 to 6-3/4
Small	21-5/8 to 22-1/16	55 to 56	6-7/8 to 7
Medium	22-7/16 to 22-7/8	57 to 58	7-1/8 to 7-1/4
Large	23-1/4 to 23-5/8	59 to 60	7-3/8 to 7-1/2
X-Large	24 to 24-3/8	61 to 62	7-5/8 to 7-3/4
2X-Large	24-13/16 to 25-3/16	63 to 64	7-7/8 to 8
3X-Large	25-1/2+	65+	8-1/8 +

*** Youth SFI Helmets have a smaller, lighter shell and are designed for lower speed youth racing. Measure with a cloth tape around the head about 1" above eyebrows. A snug fit is optimum. Use size in CM for best accurate largest measurement you get. Hat sizes are only a guideline and not the most accurate. Inches are rounded to the nearest 1/16. If you are between sizes you must go with the larger size. Add 1 to 1.5 cm for a head sock

HEAVY DUTY HELMET BAG - RQP 300003



* Soft fleece interior * Large, oversize design *
* Nylon handles * Wrap around bag *

Replacement Shields are available.
Please call us with your specific helmet model
for options and availability

BELL HELMETS



Available in White or Matte Black Available in White or Matte Black Available in White or Matte Black



Available in White, Matte Black, Metallic Silver, & Orange

DESCRIPTION	RS7 PRO	GT6 PRO	GTX3
White - 54 (6 3/4)	BEL 1310A01	BEL 1341001	
White - 55 (6 7/8)	BEL 1310A02	BEL 1341002	
White - 56 (7)	BEL 1310A03	BEL 1341003	
White - 57 (7 1/8)	BEL 1310A06	BEL 1341004	BEL 1314A01
White - 58 (7 1/4)	BEL 1310A07	BEL 1341005	BEL 1314A02
White - 59 (7 3/8)	BEL 1310A08	BEL 1341006	BEL 1314A03
White - 60 (7 1/2)	BEL 1310A10	BEL 1341007	BEL 1314A04
White - 61 (7 5/8)	BEL 1310A11	BEL 1341008	BEL 1314A05
White - 61+ (7 5/8+)	BEL 1310A12	BEL 1341009	BEL 1314A06
Matte Black - 54 (6 3/4)	BEL 1310A21	BEL 1341011	
Matte Black -55 (6 7/8)	BEL 1310A22	BEL 1341012	
Matte Black -56 (7)	BEL 1310A23	BEL 1341013	
Matte Black -57 (7 1/8)	BEL 1310A26	BEL 1341014	BEL 1314A11
Matte Black -58 (7 1/4)	BEL 1310A27	BEL 1341015	BEL 1314A12
Matte Black -59 (7 3/8)	BEL 1310A28	BEL 1341016	BEL 1314A13
Matte Black -60 (7 1/2)	BEL 1310A30	BEL 1341017	BEL 1314A14
Matte Black -61 (7 5/8)	BEL 1310A31	BEL 1341018	BEL 1314A15
Matte Black -61+ (7 5/8+)	BEL 1310A32	BEL 1341019	BEL 1314A16

DESCRIPTION	GP2 YOUTH
White - Size 4X Small (51-52)	BEL 1425001
White - Size 3X Small (52-53)	BEL 1425002
White - Size 2X Small (54-55)	BEL 1425003
White - Size X Small (55-56)	BEL 1425004
Matte Black - Size 4X Small (51-52)	BEL 1425011
Matte Black - Size 3X Small (52-53)	BEL 1425012
Matte Black - Size 2X Small (54-55)	BEL 1425013
Matte Black - Size X Small (55-56)	BEL 1425014
Met. Silver - Size 4X Small (51-52)	BEL 1425021
Met. Silver - Size 3X Small (52-53)	BEL 1425022
Met. Silver - Size 2X Small (54-55)	BEL 1425023
Met. Silver - Size X Small (55-56)	BEL 1425024
Orange - Size 4X Small (51-52)	BEL 1425031
Orange - Size 3X Small (52-53)	BEL 1425032
Orange - Size 2X Small (54-55)	BEL 1425033
Orange - Size X Small (55-56)	BEL 1425034



Available in White or Matte Black Available in White or Matte Black Available in White or Matte Black Available in White or Matte Black Available in White, Black, Orange Available in White, Black, Orange

DESCRIPTION	BR8	GP3 SPORT	M8	K1 PRO	K1 SPORT	SPORT MAG
White - Size XX Small (54-55)			BEL 1419A01	BEL 1420A01	BEL 1420A41	
White - Size X Small (55-56)			BEL 1419A02	BEL 1420A02	BEL 1420A42	
White - Size Small (57-58)	BEL 1436A01	BEL 1417A21	BEL 1419A03	BEL 1420A03	BEL 1420A43	BEL 1426A01
White - Size Medium (58-59)	BEL 1436A02	BEL 1417A22	BEL 1419A04	BEL 1420A04	BEL 1420A44	BEL 1426A02
White - Size Large (60-61)	BEL 1436A03	BEL 1417A23	BEL 1419A05	BEL 1420A05	BEL 1420A45	BEL 1426A03
White - Size XLarge (61-61+)	BEL 1436A04	BEL 1417A24	BEL 1419A06	BEL 1420A06	BEL 1420A46	BEL 1426A04
White - Size 2XLarge (63-64)			BEL 1419A07			BEL 1426A05
White - Size 3XLarge (65-66)			BEL 1419A08			BEL 1426A06
White - Size 4XLarge (67-68)			BEL 1419A09			BEL 1426A07
Black - Size XX Small (54-55)	BEL 1436A11	BEL 1417A51	BEL 1419A11	BEL 1420A11	BEL 1420A51	
Black - Size X Small (55-56)	BEL 1436A12	BEL 1417A52	BEL 1419A12	BEL 1420A12	BEL 1420A52	
Black - Size Small (57-58)	BEL 1436A13	BEL 1417A53	BEL 1419A13	BEL 1420A13	BEL 1420A53	BEL 1426A11
Black - Size Med. (58-59)	BEL 1436A14	BEL 1417A54	BEL 1419A14	BEL 1420A14	BEL 1420A54	BEL 1426A12
Black - Size Large (60-61)			BEL 1419A15	BEL 1420A15	BEL 1420A55	BEL 1426A13
Black - Size XLarge (61-61+)			BEL 1419A16	BEL 1420A16	BEL 1420A56	BEL 1426A14
Black - Size 2XLrg (63-64)			BEL 1419A17			BEL 1426A15
Black - Size 3XLrg (65-66)			BEL 1419A18			BEL 1426A16
Black - Size 4XLrg (67-68)			BEL 1419A19			BEL 1426A17
Orange - Size XX Small (54-55)			BEL 1419A31		BEL 1420A61	
Orange - Size X Small (55-56)			BEL 1419A32		BEL 1420A62	
Orange - Size Small (57-58)			BEL 1419A33		BEL 1420A63	BEL 1426A21
Orange - Size Medium (58-59)			BEL 1419A34		BEL 1420A64	BEL 1426A22
Orange - Size Large (60-61)			BEL 1419A35		BEL 1420A65	BEL 1426A23
Orange - Size XLarge (61-61+)			BEL 1419A36		BEL 1420A66	BEL 1426A24
Orange - Size 2XLarge (63-64)			BEL 1419A37			BEL 1426A25
Orange - Size 3XLarge (65-66)			BEL 1419A38			BEL 1426A26
Orange - Size 4XLarge (67-68)			BEL 1419A39			BEL 1426A27

Replacement Shields are available. Please call us with your specific helmet model for options and availability



CARBON FIBER HELMETS



DESCRIPTION	BR8 Carbon	RS7 Carbon	GT6 Carbon	GP3 Carbon	M8 Carbon	GTX3 Carbon
54 (6 3/4)		BEL 1204A21	BEL 1239001			
55 (6 7/8)		BEL 1204A22	BEL 1239002			
56 (7)	BEL 1238A01	BEL 1204A23	BEL 1239003	BEL 1206A01	BEL 1208A01	BEL 1207A11
57 (7 1/8)	BEL 1238A02	BEL 1204A26	BEL 1239004	BEL 1206A02	BEL 1208A02	BEL 1207A12
58 (7 1/4)	BEL 1238A03	BEL 1204A27	BEL 1239005	BEL 1206A03	BEL 1208A03	BEL 1207A13
59 (7 3/8)	BEL 1238A04	BEL 1204A28	BEL 1239006	BEL 1206A04	BEL 1208A04	BEL 1207A14
59+ (7 3/8+)	BEL 1238A05	BEL 1204A29		BEL 1206A05	BEL 1208A05	BEL 1207A15
60 (7 1/2)	BEL 1238A06	BEL 1204A30	BEL 1239007	BEL 1206A06	BEL 1208A06	BEL 1207A16
61 (7 5/8)	BEL 1238A07	BEL 1204A31	BEL 1239008	BEL 1206A07	BEL 1208A07	BEL 1207A17
61+ (7 5/8+)	BEL 1238A08	BEL 1204A32	BEL 1239009	BEL 1206A08	BEL 1208A08	BEL 1207A18

Replacement Shields are available. Please call us with your specific helmet model for options and availability

HELMET ACCESSORIES



BR1 Accessories

DESCRIPTION	P/N
Chin Bar Louver Vent (V.10) - White	BEL 2070031
Chin Bar Louver Vent - Matte Black	BEL 2070032
Side Plate Kit - White	BEL 2070033
Side Plate Kit - Matte Black	BEL 2070034
Side Air Inlet (V.05) White	BEL 2070037
Side Air Inlet (V.05) Matte Black	BEL 2070038
Side Air Inlet (V.10) White	BEL 2070039
Side Air Inlet (V.10) Matte Black	BEL 2070040
Top Air (V.05) White - Fits 1-1/4" Hose	BEL 2070041
Top Air (V.05) Matte Blk - Fits 1-1/4" Hose	BEL 2070042
Top Quick Lock Nozzle (V.10) White	BEL 2022169
Top Air Vent - White	BEL 2022171
Top Air Vent - Matte Black	BEL 2022172

Forced Air Nozzle Kits

DESCRIPTION	P/N
Forced Air Nozzle Kit (V.05)	BEL 2070061
Forced Air Nozzle Kit (V.05) 20 Degree	BEL 2070062
Forced Air Nozzle Kit (V.05) 45 Degree	BEL 2070063
Forced Air Nozzle Kit (V.05) 90 Degree	BEL 2029519
Forced Air Nozzle Kit (V.10)	BEL 2070065
Forced Air Adaptor - 90 Degree	BEL 2060067

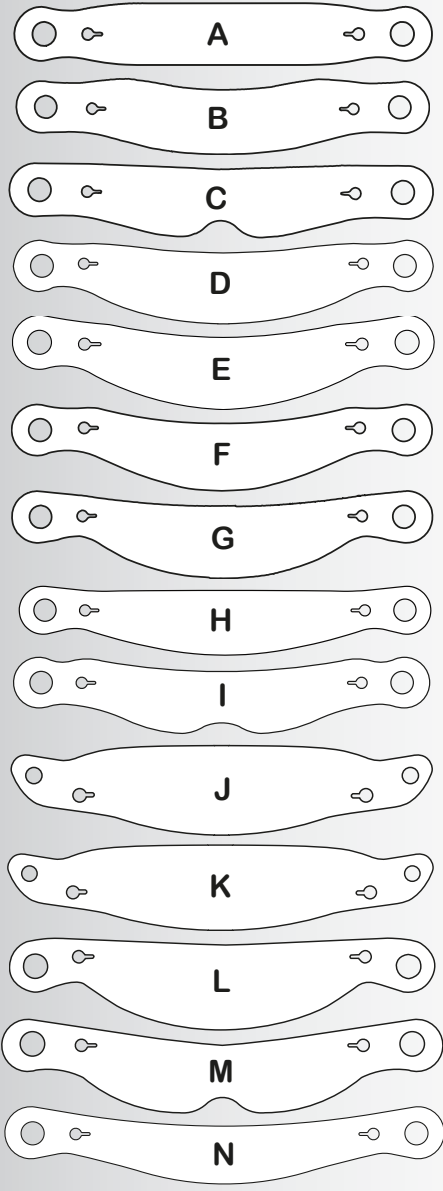
K1 Pro / GP2 Accessories

DESCRIPTION	P/N
Top Air Kit (V.10) Clear	BEL 2070004
Top Air Kit (V.10) White	BEL 2070005
Top Air Kit (V.05) Clear	BEL 2070001
Top Air Kit (V.05) White	BEL 2070002
Top Air Kit (V.12) Carbon	BEL 2070003
Chin Bar Vent Plug (V.12) Black	BEL 2060015
Chin Bar Vent Plug (V.12) White	BEL 2060014
GP.2 Air Intake .200mm (V.10) White	BEL 2022184
GP.2 Air Intake .200mm (V.10) Clear	BEL 2022185

Miscellaneous

DESCRIPTION	P/N
Helmet Hose Adaptor - Small to Lrg Hose	BEL 2070066
Bell Fleece Helmet Bag - Black	BEL 2120012
Hans Pro Helmet Bag - Black	BEL 2120014
Self Adhesive Eyepoint Foam Kit	BEL 2080002
Rear Helmet Spoiler - Large - Clear	BEL 2050001
Rear Helmet Wicker	BEL 2050002
Shield Sleeve / Cleaning Cloth - Black	BEL 2080013
Rubber Molding Kit (V.10) - Thin	BEL 2090001
Rubber Molding Kit (V.10) - Medium	BEL 2090002
MAG LOCK Air Kit - Complete Assembly	BEL MLA1000
MAG LOCK Helmet Side Clamp & Cover	BEL MLA1001
Pulse LockDown Tear Off Post	BEL LTP001BK
Pulse EZ Tear Teroff Ramp, Adjustable, Black	PUL EZTS101BK
Pulse EZ Tear Teroff Ramp, Adjustable, White	PUL EZTS101W

TEAR OFFS



Racing Optics (ROP) tear offs sold as 3 stacks of 10 tear offs per package (30 tear offs per package)
 Ultrashield (ULT) tear offs sold as 10 bags of 20 tear offs per bag (200 tear offs per box)

IMAGE	POST SPACING	HELMETS	ROP P/N	ULT P/N
A	11-1/2"	Simpson Voyager, Side Pro Elite	10201C	01201
B	11-1/2"	Simpson Matrix, Sx, Jr Shark, HJC Auto, OMP	10203C	01203
C	11-1/2"	Simpson RX, Super Bandit, Diamond Back, Raider	10204C	01204
D	12-3/8"	Bell BR1, M4, K1, Vortex, Sport, Sport EV, 276, 281, 288 Shield, Pyrotec, G-Force, Racequip Pro15	10205C	01222
E	11-1/2"	Bell GTX.3, GTX.3 Carbon, GP.3, GP.3 Carbon, GT.5 Touring, SE03/SE05 Shield	10206C	01211
F	12-1/8"	Bell GTX.2, Dominator 2, GP.2, Star GP, Star Infusion, 287 Shield, Zamp FSA/RZ, K.1 Pro, M.8	10208C	01223
G	12-3/4"	Simpson Shark, VJUDO, Invader, Valor, Sting Ray, Sidewinder, K10, Devil Ray, Air Enforcer, Voyager Evolution, Impact Air Draft, Super Sport, Spider, Wizard, Euro Sport, 1320, Voyager 2	10209C	01209
H	13"	Simpson Venator, Sparco RF-5W	10210C	01229
I	12-1/4"	Bell Vador, Racequip Vesta 15	10211C	01218
J	11-1/2"	Arai GP, Shoei Bike, Stand 21	10217C	
K	12-3/4"	Arai GP6, SK-6	10218C	01220
L	11-7/8"	Impact Vapor, Air Vapor, Charger, SuperCharger, Draft	10230C	01230
M	11-1/2"	Impact Champ, Nitro, Super Cyclone	10231C	
N	12-7/8"	Bell RS7, HP7, SE07 Shield	10237C	01227

*** DIMENSIONS SHOWN ARE POST SPACING CENTER TO CENTER ***
 FOR RACING OPTICS PERIMETER SEALED ADD "P" TO END OF PART #

HELMET FANS AND ACCESSORIES

Helmet Fans and Accessories



DESCRIPTION	P/N
120 CFM Billet Helmet Fan- Includes wiring, mounting hardware, 1 1/4" Clamp	BRP 9153
120 CFM Billet Helmet Fan- Includes wiring, mounting hardware, 1 1/2" Clamp	BRP 9153-2
120 CFM Billet Helmet Fan- Includes wiring, mounting hardware, 1 3/4" Clamp	BRP 9153-3
Foam Outer Pre-Filter for BRP 120 CFM Billet Helmet Fans	KNE 25-1480
Replacement Filter For 120 CFM Helmet Fan (BRP 9153)	ALL 36202
Replacement 2 Pin Weathertight Connector for BRP 9153 / 9300	BRP 9157
44" Hose - 1 1/4" Inlet & Outlet (fits PAR PUMP, BRP 9153, & BRP 9300)	PAR HOSE
200 CFM Helmet Fan - Includes wiring, mounting hardware, 1 1/4" Clamp	BRP 9300
200 CFM Helmet Fan - Includes wiring, mounting hardware, 1 1/2" Clamp	BRP 9300-2
200 CFM Helmet Fan - Includes wiring, mounting hardware, 1 3/4" Clamp	BRP 9300-3
Replacement Filter for 200 CFM Helmet Fan	BRP 9301
1 1/4" Helmet Fan Tube Clamp	BRP 9153D
1 1/2" Helmet Fan Tube Clamp	BRP 9451
1 3/4" Helmet Fan Tube Clamp	BRP 9452



DESCRIPTION	P/N
Universal Helmet Skirt	RJS 11000601
Racing Optics Universal Tear Off Posts	ROP 9900
Allstar Tear Off Posts	ALL 13100
Bell Aluminum Tear Off Post Kit	BEL 2030041
Ultrashield Plastic Tear Off Post Kit	ULT 1902
Helmet Hook for 1-1/4" tubing	BRP 9256
Helmet Hook for 1-1/2" tubing	BRP 9256
Helmet Hook for 1-5/8" tubing	BRP 9258
Helmet Hook for 1-3/4" tubing	BRP 9259

KIRKEY SEATS

Kirkey 38 Series 10-20° Layback Seat



SIZE	SEAT P/N	TWEED COVER P/N
14"	KIR 38140	KIR 3814011
15"	KIR 38150	KIR 3815011
16"	KIR 38160	KIR 3816011
17"	KIR 38170	KIR 3817011
18 1/2"	KIR 38185	KIR 3818511
20"	KIR 38200	KIR 3820011

Kirkey 55 Series 18° Layback Drag Seats




SIZE	SEAT P/N	COVER P/N
15"	KIR 55150	KIR 5515011
16"	KIR 55160	KIR 5516011
17"	KIR 55170	KIR 5517011
18.5"	KIR 55185	KIR 5518511
20"	KIR 55200	KIR 5520011

Kirkey 70 Series 20° Layback Standard Seat



SIZE	SEAT w/ COVER P/N
14"	KIR 70140KIT
15"	KIR 70150KIT
16"	KIR 70160KIT
17"	KIR 70170KIT

Kirkey 71 Series 20° Layback Road Race Seat



SIZE	SEAT P/N	COVER P/N
15"	KIR 71300	KIR 71311
16"	KIR 71500	KIR 71511
17"	KIR 71700	KIR 71711

SEAT ACCESSORIES

Head Supports

DESCRIPTION	RIGHT P/N	LEFT P/N
Head Support	KIR 00100	KIR 00200
Cloth Cover Black	KIR 00111	KIR 00211

Shoulder Supports

DESCRIPTION	RIGHT P/N	LEFT P/N
Shoulder Support	KIR 00500	KIR 00600
Cloth Cover Black	KIR 00511	KIR 00611

Leg Supports

DESCRIPTION	RIGHT P/N	LEFT P/N
Leg Support	KIR 02100	KIR 02200
Cloth Cover Black	KIR 02111	KIR 02211

Lumbar Support

DESCRIPTION	P/N
Lumbar Support	KIR 99020



Kirkey 79 Series 10° Layback Modified / Sprint Car Deluxe Full Containment Seat



SIZE	SEAT w/COVER P/N	SEAT COVER P/N
14"	KIR 79140KIT	KIR 7914011
14 1/2"	KIR 79145KIT	KIR 7914511
15"	KIR 79150KIT	KIR 7915011
15 1/2"	KIR 79155KIT	KIR 7915511
16"	KIR 79160KIT	KIR 7916011
17"	KIR 79170KIT	KIR 7917011


Kirkey 89 Series 10° Layback Modified / Sprint Car Intermediate Containment Seat



SIZE	SEAT w/COVER P/N	SEAT COVER P/N
14"	KIR 89140KIT	KIR 8914011
15"	KIR 89150KIT	KIR 8915011
16"	KIR 89160KIT	KIR 8916011
17"	KIR 89170KIT	KIR 8917011
18"	KIR 891800KIT	KIR 8918011

89 Series Seat Clamps (sold each, 2 reqd.) MFG KIR011

SEAT PLATES, MOUNTS, & SPACERS



DESCRIPTION	P/N
DIRTCar Seat Plate (bolts to bottom of aluminum seat for protection)	BRB 49
1" Bottom Seat Spacer (pre-drilled and powder coated black)	CHA131
1 1/2" Bottom Seat Spacer (pre-drilled and powder coated black)	CHA132
2" Bottom Seat Spacer (pre-drilled and powder coated black)	CHA132-1
2" Aluminum Rear Seat Mount Spacers (pkg of 2)	BRP 9437
Kirkey 88/89/78/79 Series Aluminum Rear Seat Mount	KIR 99208
Kirley 70/71 Series Aluminum Rear Seat Mount	KIR 99211
Kirley 89 Series Rear Horseshoe Bracket Kit, 1 1/4" Tubing	KIR 99215
Kirkey 09/16/36/38/39/41/47 Series Rear Aluminum Weld On Mount	KIR 99212
Kirkey 09/16/36/38/39/41/47 Series Side Aluminum Weld On Mount	KIR 99214
Peel And Stick Foam Padding, 1/4" Thick x 22" x 54"	KIR 99400
Replacement Foam for BRP 9046/9591, 1/4" x 22" x 12"	KIR 99400-9046

PANEL FASTENERS

Did You Know...

BRP cars require: 186 short buttons, 28 medium buttons, and 25 long buttons.



DIAMETER	DESCRIPTION	MATERIAL	P/N		
			SHORT GRIP LENGTH - .450"	MEDIUM GRIP LENGTH - .500"	LONG GRIP LENGTH - .650"
5/16"	Oval Head - Slotted Button	STEEL	BRB 99		
7/16"	Oval Head - Slotted Button	STEEL	BRB 100	BRB 101	BRB 102
7/16"	PLAIN - Oval Head - Slotted Button	ALUMINUM	BRB 100A	BRB 101A	BRB 102A
7/16"	BLACK - Oval Head - Slotted Button	ALUMINUM	PAN ABK6450	PAN ABK6500	PAN ABK6600
7/16"	Oval Head - Winged	STEEL		BRB 104	
7/16"	Large Oval Head - Slotted	STEEL	BRB BIG100	BRB BIG101	BRB BIG102
7/16"	PLAIN - Large Oval Head - Slotted	ALUMINUM	BRB BIG100A	BRB BIG101A	BRB BIG102A

SEE PAGE 173 FOR BUTTON DRIVERS

Buttons are Sold Individually or in Quantities 10, 25, 50 and 100.

PANEL FASTENER SPRINGS



DESCRIPTION	P/N
1 3/8" Center to Center Spring - use with 7/16" buttons	BRB 105
1" Center to Center Spring - use with 5/16" buttons - .275" Grip	BRB 114
1" Center to Center Spring - use with 5/16" buttons - .323" Grip	BRB 115

Springs are Sold Individually or in Quantities 10, 25, 50 and 100.

SELF EJECTING BUTTONS



DESCRIPTION	P/N
5/16" Self Ejecting Button	BRB 111
5/16" Winged Self Ejecting Button	BRP 111-1
7/16" Self Ejecting Button	BRB 113
Ludwig Clamp (sold in packs of 4)	ALL 18232

Buttons are Sold Individually or in Quantities 10, 25, 50 and 100.

PANEL FASTENER PLATES



DESCRIPTION	P/N
Steel Weld Plate for 5/16" Buttons - sold each	BRB 98
Standard Steel Weld Plate for 7/16" Buttons - sold each	BRB 107
Lightweight Steel Weld Plate for 7/16" Buttons - sold each	BRB 108L

Plates are Sold Individually or in Quantities 10, 25, 50 and 100.

DESCRIPTION	P/N
Heavy Duty Weld On Dzus Plate & Spring	BRB 8210.075-6375
Standard Weld On Dzus Plate & Spring	BRB 8210-6375
Lightweight Dzus Plate & Spring	BRB 8225-6375

GUSSETS AND CAPS



DESCRIPTION	P/N
1/8" Steel Gusset (package of 10)	ALL 22194
1/8" Steel Gusset (package of 100)	ALL 22194-100
Aluminum Cap for 1-3/4" O.D. x .120" Wall Tubing (sold each)	BRP 9652
Aluminum Cap for 1 1/2" O.D. x .120" Wall Tubing (sold each)	BRP 700
Aluminum Cap for 1 1/2" O.D. x .095" Wall Tubing (sold each)	BRP 702
Black Plastic Cap for 1" O.D. x .095" Wall Tubing (sold each)	BRP CAPC32U1
Black Plastic Cap for 1 1/4" O.D. x .095" Wall Tubing (sold each)	CHA177CAP
Black Plastic Cap for 1 1/2" O.D. x .140" Wall Tubing (sold each)	CHA 100BOC



TIE WRAPS

QTY - 100
14 1/4" Long

COLOR	P/N
Black	ALL 14125
Red	ALL 14127
Blue	ALL 14129
Yellow	ALL 14137

RIVETS

1/8" SMALL HEAD RIVETS

WHITE	SILVER	BLACK	RED	BLUE	YELLOW
	BRB 1825	ALL 18193			

3/16" SMALL HEAD RIVETS

WHITE	SILVER	BLACK	RED	BLUE	YELLOW
BRB 1025	BRB 725	BRB 1925	BRB 825		BRB 925

3/16" SMALL HEAD "ULTIMATE" RIVETS

WHITE	SILVER	BLACK	RED	BLUE	YELLOW
BRB 1025-URR	BRB 725-URR	BRB 1925-URR	BRB 825-URR	BRB 525-URR	BRB 925-URR

3/16" LARGE HEAD RIVETS

WHITE	SILVER	BLACK	RED	BLUE	YELLOW
BRB 1225	BRB 1125	BRB 1525	BRB 1725	BRB 1425	BRB 1625

3/16" LARGE HEAD "ULTIMATE" RIVETS

WHITE	SILVER	BLACK	RED	BLUE	YELLOW
BRB 1225-URR	BRB 1125-URR				

Backup Washers

DESCRIPTION	P/N
Package of 500 3/16" Backup Washers	ALL 18202
Package of 500 1/8" Backup Washers	ALL 18200

Air Rivet Gun

DESCRIPTION	P/N
Allstar Air Operated Rivet Gun, 3/32" - 3/16" O.D. Rivets, Yellow	ALL 18207
Replacement Jaws for ALL 18207 Rivet Gun	ALL 18209



BRB 1725

NOTE: ALL RIVETS
COME IN BOXES OF 250



ALL 18207

Did You Know...

"Ultimate" rivets are just like regular rivets, but they feature some of the latest technology to make them better! They don't require a backup washer, they are able to fill oversized holes, and have a large blind side foot print so the riveted materials stay tighter! Definitely a MUST in any racers toolbox!

ALUMINUM SHEETS

4' X 8' Sheets

COLOR	0.032"	0.040"	0.050"	0.063"	0.080"
White	BRB 920091	BRB 920139	BRB 920189M		
Red		BRB 920110	BRB 920292		
Black	BRB 920097	BRB 920117	BRB 920294		
Matte Black		BRB 920193			
Blue					
Chevron Blue			BRB 920426		
Yellow		BRB 920503	BRB 920416		
X-Red			BRB 920309		
Matte Silver					
Orange					
Mill Finish	BRB 920135	BRB 920167	BRB 920205	BRB 920239	BRB 920247
Tread Brite				BRB 920748	

4' X 10' Sheets

COLOR	0.040"	0.050"	0.063"	0.080"
White	BRB 920140	BRB 920190M		
Red	BRB 920111	BRB 920293		
Black	BRB 920118	BRB 920295		
Matte Black				
Blue				
Chevron Blue				
Yellow	BRB 920504			
X-Red	BRB 920610			
Matte Silver	BRB 920340	BRB 920212		
Orange	BRB 920134DM			
Mill Finish			BRB 920240	BRB 920248
Tread Brite			BRB 920749	BRB 920752

4' X 12' Sheets

COLOR	0.050"
White	BRB 920208
Red	BRB 920693
Black	BRB 920296
Matte Black	
Blue	
Chevron Blue	BRB 920408
Yellow	BRB 920418
X-Red	BRB 920327
Matte Silver	BRB 920562
Orange	BRB 920146
Mill Finish	
Tread Brite	

5' X 10' Sheet

COLOR	0.050"
White	BRB 920506
Black	BRB 920509

ROLL AND SHEET PLASTIC



Did You Know...
NOTE- Roll plastic has a thickness of .070", while sheet plastic has a thickness of .100"

COLOR	4'x8' Sheet .100" Thick	2' x 10' Roll .070" Thick	2' x 25' Roll .070" Thick	2' x 50' Roll .070" Thick
White	ALL 22460	ALL 22405	ALL22406	ALL22407
Red	ALL 22462	ALL22410	ALL22411	ALL22412
Black	ALL 22461	ALL22400	ALL22401	ALL22402
Pepsi Blue		ALL22415	ALL22416	ALL22417
Chevron Blue	ALL 22464	ALL22440	ALL22441	ALL22442
Yellow	ALL 22466	ALL22425	ALL22426	ALL22427
Orange	ALL 22465	ALL22420	ALL22421	ALL22422

RACER TAPE

2" Wide x 180' Racer Tape



COLOR	P/N
Red	ISC RT3001
Blue	ISC RT3002
Yellow	ISC RT3003
Black	ISC RT3004
Silver	ISC RT3005
White	ISC RT3006
Orange	ISC RT3008
Purple	ISC RT3010

2" Wide Gaffers Tape

COLOR	150 FT ROLL	45 FT ROLL
Flourescent Yellow	ISC RT9203NDF	ALL 14148
Flourescent Green	ISC RT9207NDF	ALL 14145
Flourescent Pink	ISC RT9208NDF	ALL 14146
Flourescent Orange	ISC RT9210NDF	ALL 14147
Matte Black	ALL 14253	

1" Wide Gaffers Tape

COLOR	150 FT ROLL
Flourescent Yellow	ALL 14248
Flourescent Pink	ALL 14246
Flourescent Orange	ALL 14247

HOOD PIN KITS



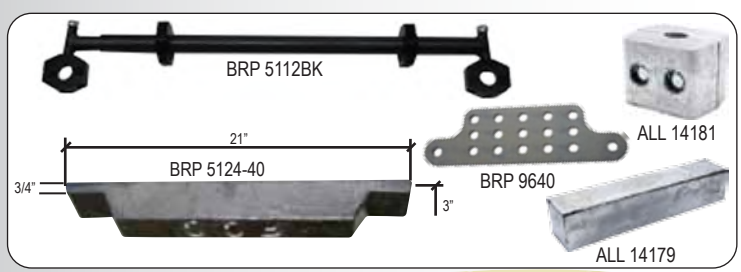
DESCRIPTION	P/N
1/2" x 2 1/2" Steel Hood Pin Kit w/ 3/16" Flip Covers	ALL 18512
1/2" x 4" Steel Hood Pin Kit w/ 1/4" Flip Covers	ALL 18513
Plain 1/2" Aluminum Pin Only (sold each)	BRP 5130
3/16" Flip Clip Only (sold each)	BRP 5138
Chrome Hair Pin Clip (sold each)	BRP 5140
Scuff Plate Only (sold each)	BRP 5141
1/2" Hood Pin Jam Nut (sold each)	BRP 784
3/8" x 2 3/4" LW Aluminum Hood Pin Kit, Silver	ALL 18472
3/8" x 3 1/2" LW Aluminum Hood Pin Kit, Silver	ALL 18480
1/2" x 4" Aluminum Hood Pin Kit, Silver	ALL 18500
1/2" x 4" Aluminum Hood Pin Kit, Black	ALL 18504
3/8" Hood Pin Jam Nut (sold each)	BRP 780

MODIFIED / SPORTSMAN HOOD PIN KITS



DESCRIPTION	P/N
Complete Hood Pin Kit - Includes front hold down flap, 4 pins, and 4 hood pin clips	BRP 9508
Replacement hood flip pin clip	BRP 5138
Replacement hood pin	BRP 9508A
Replacement front slip fit hold down	BRP 9508B

BALLAST CLAMPS / BALLAST WEIGHT



Ballast Weight Bars

DESCRIPTION	RED P/N	BLACK P/N
Ballast Weight Bar for coil only chassis (for chassis that already have tabs welded on)		BRP 9661
LR Chain Limiter Clevis for BRP 9661		BRP 9677
Ballast Weight Bar (comes with clamps) Bolts Between Rear Shock Towers)	BRP 5112	BRP 5112BK

Ballast Weight & Mounts

DESCRIPTION	P/N
Ballast Mount for Weight Tabs Beside Engine Mounts	BRP 9640
7# Steel Ballast 4" x 12" with 1/2" Holes on 10-1/2" C/C	BRP 9641
10# Steel Ballast 4" x 20" with 1/2" Holes on 10-1/2" C/C	BRP 9643
(1) Weight Mount Threaded 2.3" Long Stud	BRP 9644
(1) Weight Mount Threaded 3.3" Long Stud	BRP 9645
(2) Weight Mount Threaded 2.3" Long Stud	BRP 9647
(2) Weight Mount Threaded 3.3" Long Stud	BRP 9648
40# Lead Ballast Weight, 3 x 3 x 21 in	BRP 5124-40
30# Lead Ballast, 2-1/2 x 2-1/2 x 12 in	ALL 14179
25# Lead Ballast, 4 x 8 x 2 in	ALL 14180
25# Lead Clamp on Ballast, 1" - 1 5/8" round tubing	ALL 14181
40# Lead Ballast, 12 x 3 1/2 x 2 1/2	ALL 14182
20# Steel Ballast, 2-1/2 x 2-1/2 x 11-3/8 in, WHITE	ALL 14214
25# Steel Ballast, 2 x 4 x 11 in, WHITE	ALL 14215
30# Steel Ballast, 2-1/2 x 3-1/2 x 12 in, WHITE	ALL 14218
40# Steel Ballast, 2-1/2 x 3-1/2 x 16-1/4 in, WHITE	ALL 14220

Did You Know...
All ballast mount clamps use a 1/2" C bolt to mount ballast. They have tapped holes on both clamp halves!



Ballast Clamps - Round


DIAMETER	P/N RED	P/N BLACK
1"	BRP 5113	BRP 5113BK
1 1/8"	BRP 5114	BRP 5114BK
1 1/4"	BRP 5115	BRP 5115BK
1 1/2"	BRP 5117	BRP 5117BK
1 5/8"	BRP 5118	BRP 5118BK
1 3/4"	BRP 5119	BRP 5119BK



Ballast Clamps - Square

COLOR	P/N
1 1/2" X 1 1/2" - Plain	BRP 5121
2" X 2" - Red	BRP 5122
2" X 3" - Red	BRP 5123

BICKNELL BODY MOUNTS



DESCRIPTION	STD	LW	DESCRIPTION	P/N
RIGHT SIDE DOOR MOUNTS			ROOF MOUNTS	
Right Straight Door Mount	BRP 7106S	BRP 7106SCM	Front Roof Mount	BRP 7108
Right 45° Door Mount	BRP 7106	BRP 7106CM	Rear Roof Mount	BRP 7109
			Front Roof Mount Extension	BRP 7112
LEFT SIDE DOOR MOUNTS			NOSE MOUNTS	
Left Straight Door Mount	BRP 7105S	BRP 7105SCM	STD Left Nose Mount (4" long)	BRP 7110
Left 45° Door Mount	BRP 7105	BRP 7105CM	STD Right Nose Mount (1.75" long)	BRP 7110R
			Offset Left Nose Mount (3" long)	BRP 7210
			Offset Right Nose Mount (2.75" long)	BRP 7210R
RIGHT QUARTER MOUNTS			Replacement Nose Mount Pocket (standard front nose)	
Heavy Duty Right Quarter Mount	BRP 9592	BRP 9592CM	Replacement Nose Mount Pocket (1 1/2" raised front nose)	MFG CHA106-1.5
Spring Steel Quarter Panel Mount	BRP 7096 (2 Req'd)		2022 Right Front Nose Mount	BRP 7211
Aluminum Angle Mount For Spring Steel	BRP 7097		Right Front Wing Support	BRP 7126
LEFT QUARTER MOUNTS			Left Front Wing Support	
Heavy Duty Left Rear Quarter Mount	BRP 7103HD			BRP 7127
Spring Steel Quarter Panel Mount	BRP 7096 (2Req'd)			
Aluminum Angle Mount For Spring Steel	BRP 7097			

NOTE- 2 spring steel and 1 angle iron required for each side.

NOTE- 2 spring steel and 1 aluminum angle mount is required for each side.

MOST MOUNT ALSO AVAILABLE BLACK POWDER COATED
- ADD -03 TO END OF PART#

**SEE PAGE 195 FOR
TUBULAR BRACING DOOR
AND QUARTER PANEL
MOUNTS**

BICKNELL CRASH GUARDS



DESCRIPTION	STD	STD CHROME	LW	LW CHROME
FRONT BUMPERS				
STD Front Bumper - TALL	BRP 464T	BRP 464TC	BRP 464TCM	BRP 464TCMC
1 1/2" Raised Front Bumper	BRP 464-1.5			
1 1/2" Raised Front Bumper - TALL	BRP 464T-1.5	BRP 464T-1.5C	BRP 464T-1.5CM	BRP 464T-1.5CMC
3" Raised Front Bumper	BRP 464-3			
3" Raised Front Bumper - TALL	BRP 464T-3			
REAR BUMPERS				
Rear Bumper	BRP 7111	BRP 7111C	BRP 7111CM	BRP 7111CMC
RIGHT SIDE BUMPERS				
Std Right Side Bumper	BRP 7101	BRP 7101C	BRP 7101CM	BRP 7101CMC
Heavy Duty Right Double Rail Bumper	BRP 7098	BRP 7098C		BRP 7098CMC
Double Rail Right Side Bar	BRP 7129	BRP 7129C		
LEFT SIDE BUMPERS				
Std Left Side Bumper	BRP 7102	BRP 7102C	BRP 7102CM	BRP 7102CMC
Heavy Duty Left Double Rail Bumper	BRP 7099	BRP 7099C		BRP 7099CMC
Double Rail Left Side Bar	BRP 7128	BRP7128C		
INNER SIDE BAR MOUNTS				
Middle Inner Side Bar Hoop	BRP 447		BRP 447CM	
Rear Inner Side Bar Post	BRP 7100		BRP 7100CM	
Right Side Tie Bar (ties 447 to 7100)	BRP 7114			
Left Side Tie Bar (ties 447 to 7100)	BRP 7113			

MOST BUMPERS ALSO AVAILABLE BLACK POWDER COATED- ADD -03 TO END OF PART#

DESCRIPTION	P/N
Spare Bumper Rack - Holds all bumpers and body mounts	BRP 9575

CRASH GUARD PINS

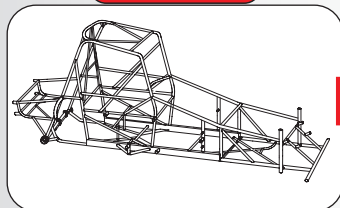


DESCRIPTION	P/N
Side Bar Quick Pin (sold each)	BRP 1527

2	BRC 170-152BK	Front Billet 1000 series Bicknell calipers	1	BSC 500-30405	Oil cooler / 2022
1	BRC 310-9085-7/8	Bicknell Premium brake balance bar assembly	2	XRP 993205BB	1/2" Pipe plugs for oil cooler
1	BRC 190-0426	PREBENT Brake Line Kit	1	CHA 227	Oil cooler Mount for left side rail
2	BRC 170-5810	Radial mount brake caliper for .810" brake rotor	1	TRC A20022CE	TORCO Transmission fluid
2	BRC BRP 9487	Radial mount bracket (9488 for 10.875" or 9487 for 11.75"	1	BER 300-CF-NFC	Inboard bellhousing-----NO FLYWHEEL-----NO COUPLER
1	BRP 42LKB	Front Brake Line Guard	1	BER 332	Big Block starter
1	BRP 42RKB	Front Brake Line Guard	2	BER CTD-001-BK	Rear large bearing hubs / with Snap rings
4	BRP 50	Rear Rotor Bolt Kit for Smart tube hubs 8 POINT BOLTS	2	BER CTDNYM-H01-BK	Front large bearing hubs
2	BRP 67	12" front waded brake rotors for Smart tube hubs	2	BRP 9530	Front caliper brackets for 4588 spindles
1	BRP 162BK	Steering Wheel Quick Release	1	BER SG-1200	Generation II open transmission-----no shifter
2	BRP 181-1A	Slider Collars for T/A (SOLD IN PAIRS)	1	BER 78-SG	Remote shifter assembly for BER1200 tranny
1	BRP 209BK	Left Ford Steering Arm	1	BRE 1051L	5/16 L.H.
1	BRP 211BK	Right Ford Steering Arm	1	BRE 1051R	5/16 R.H. Male Gas Rod
1	BRP 215BK	Centre steering side mounts	1	BRE 1061L	3/8 L.H. Brake Rod
1	BRP 274BK	Center Mount	3	BRE 5101L	5/8-5/8 L.H. Male Rod End
1	BRP 292	Rear motor Plate	3	BRE 5101R	5/8-5/8 R.H. Male Rod end
1	BRP 304	Left side engine mount	1	BRE 2101L	5/8-5/8 L.H. Male Prec. For Tie Rod End
1	BRP 325 or 327	Right front engine plate	1	BRE 2101R	5/8-5/8 R.H. Male Prec. For Tie Rod end
2	BRP 345BK	Rear axle drive flanges for Smart Tube	2	BRE 5081L	5/8 -1/2 L.H. Male
1	BRP 408-3	Chassis Bolt Kit	2	BRE 5081R	5/8 -1/2 R.H.Male
1	BRP 410R-2	Gas Pedal rod	4	BRE 7101L	5/8 -1/2 L.H. Male----ALUMINUM
1	BRP 410R-4	Complete BIG BLOCK throttle link kit to carb	4	BRE 7101R	5/8 -1/2 R.H.Male----ALUMINUM
1	BRP 411	Brake Pedal	1	DMI EZCT1-412SG-4050	4:12 DMI Mag center with QUICK CHANGE BELL & REM R/P
1	BRP 4340-13	Brake Pedal Rod	2	BRP 4050-01	Steel rings for seals when using 4050- series tubes
1	BRP 414	Aluminum gas pedal	2	WIN 7289V	Hub seals for the 4050 quad lock tubes
1	BRP 417S	STEEL Rubber floor slider plate	1	SAF FC-1002	FIRE BOTTLE Steel braided 24" & 84" lines
1	BRP 419	Front T/A Pick Up Slider Rod	1	BRP 9610	Mount for Fire Bottle and Safe Craft Drivers Nozzle
2	BRP 432	Torque arms -3 degree	1	BRP 9611	Mount for Fire Bottle and Safe Craft Fuel Cell Nozzle
1	BRP 578-3	Power steering pressure line	1	FUE RB224	24 Gallon fuel cell---comes with filler top
1	BRP 582-3BK	Power Steering Return Hose Kit	3	XRP 520008	#8 BLACK push lock cell vent hose
1	BRP 778	5/16 R.H. Jam Nut (gas pedal rod)	1	XRP 239008BB	90 Degree #8 Push lock fitting
1	BRP 779	5/16 L.H. Jam Nut (gas pedal rod)	1	KNE 62-1010	Vent Filter for Fuel cell
1	BRP 781	3/8 L.H. Jam Nut (brake Rod)	1	GAU 5110-01	Dash Panel W/ Gauges
10	BRP 786	5/8 R.H. Jam Nut	1	GAU 5091	Remote starter PUSH button for firewall
10	BRP 787	5/8 L.H. Jam Nut	1	GAU 6000	2 pin MSD coil wiring harness
1	BRP 1210BK	Front Panhard Bar	1	GAU 6001	Car side wire harness
2	BRP 1505BK	Front Axle Brackets	1	GAU 6004	Car wire harness to MSD 6430 box (removable chip style)
1	BRP 1598-24	FUEL CELL BOX	1	MYL 40R407CC	X2 Transponder holder
1	BRP 1623BK	Front Panhard Axle Mount	1	MSD 6430	MSD 6ALN Big Block ignition box
1	BRP 1646	Front Driveshaft Hoop	1	MSD 8252	Blue ignition coil
1	BRP 1647	Rear Driveshaft Hoop	1	TAY 45409	Ignition coil wire
20	BRP 2051AD	5/8 Course Wheel Nuts----ALUMINUM	1	TEL OTP	Tachometer - Oval Track - 10,000 RPM
1	BRP 3005B	BIG BLOCK BEARS Solid Rear Axle	1	GME GA951850NH	9-1 Aluminum quick steer gear
1	BRP 3060B	BIG BLOCK BEARS Solid Rear Axle	3	XRP 239010BB	AN10 90° Push-On Hose End
2	BRP 4588	Front Aluminum Billet Large bearing spindles	3	XRP 234510BB	AN10 45° Push-On Hose End
4	BRP 6223	Snap rings for Large bearing hubs	2	XRP 981610BB	Adapter, -10 Flare to 1/2 NPT
8	BRP 6224	Inner and Outer hub bearings	8	XRP 520010	AN10 BLACK PUSH LOCK HOSE
2	BRP 6225	Front and rear hub seals	1	XRP 992410BB	AN10 AN ALUM. BULKHEAD NUT
2	BRP 6226BK	Front hub dust caps	1	XRP 983310BB	AN10 90 DEGREE BULKHEAD UNION
1	BRP 7119-1X2	Tall cage window screen	1	KBP 216	SHUTOFF VALVE, 1/2" NPT
1	BRP 9020	Driveshaft cover guard	1	BRP 5039BK	Fuel Filter
1	BRP 9020-4	Cover Plate for BRP 9020	1	XRP 234510BB	AN10 45° Push-On Hose End
1	BRP 9044	GME right side steering center mount	1	XRP 520010	AN10 BLACK PUSH LOCK HOSE
1	BRP 9591	Driver knee guard	1	KIR 00021	Steering Wheel Padding
1	BRP 9047BK	Shock slider safety collars	2	KIR 99021	SFI High density roll bar padding
1	BRP 9053BK	Front 1.25" rad mounts---- PACKAGE OF 2 PARTS	1	KIR 89150KIT	Kirkey 10 degree Fully contained 15" racing seat with Padding
2	BRP 9115	Slider rods for the rubber floor assembly	1	CHA 131	Seat spacer 1" BOTTOM
1	BRP 9143RKB	RF shock mount with top stud shock mount	1	LON 52-56801	15" Dished Steering Wheel
1	BRP 9636	LF shock mount with top stud shock mount	1	PAT 5	Pats CROSS FLOW LIGHT WEIGHT 18.6# radiator
1	BRP 9300	4" Turbo Tornado helmet fan	1	BRB 7	Bicknell aluminum 2" deep fan shroud
2	BRP 9363	Front brake line axle clamps	1	LON 52-75265	29# to 31# Rad cap
1	BRP 9372	Power steering reservoir tank	1	PFR 7757.14.12.44	Front 14 series brake pads
1	BRP 9400	Front rad screen kit (includes 2 BRP 9053BK clamps)	1	PFR 7754.11.16.44	Rear 11 series brake pads
1	BRP 9425	Triple biscuit torque arm center pick up	1	PFR 299.20.0045.01	Left rear directional brake rotor 11.75"
4	BRP 9489	Large bearing SPINDLE NUT assembly	1	PFR 299.20.0045.02	Right rear directional brake rotor 11.75"
1	BRP 9508	Hood pin kit	1	310-40170-LF-FSR	LEFT Front for Short rod
1	BRP 9509	SHORT Heavy duty Pitman arm for quick steer gear	1	310-40170-RF-FSR	RIGHT Front for Short rod
1	BRP 9661	COIL CAR Ballast weight bar	1	310-40190-RR-RSR	RIGHT rear for short rod
1	BRP RR241/2S	Front Chrome Moly radius rods TOP LEFT	1	310-51190	Left Rear LONG BODY for short rod
3	BRP RR25S	Front Chrome Moly radius rods	1	PCR 310-30336	Thread protector for Threaded body shocks---Right front
1	BRP RR 48 1/2S	Tie rod---CHROME MOLY	1	PCR 310-3006-005	Take up springs---LEFT FRONT
1	BRP RR 66BS	Drag Link Bent---CHROME MOLY	2	PCR 310-30549-1	Divider for left rear & Left front stack coils NYLON STYLE
1	BRP EC52BOC-8	Front Axle Caster split 4 degree RF @ -8 & LF @ +4 degree	4	BRP 9052	Integra coil over kits
2	BRP 9392	Front bearing preload spacer kit	1	EIB 1200.2530.0165	12" X 165 Right front coil spring
2	BRP 9393	Rear bearing preload spacer kit	1	EIB 1000.2530.0225	10" x 225 Left front coil spring
2	BRP 9386	8 Steel T Nuts & Bolts BRAKE FLOATER KIT 8 on 7	1	EIB SR.2530.0060	PURPLE Spring rubber
2	BRP 9387	8 bolt / 8 on 7 to 8on7 brake rotor adaptor plate	3	EIB SR.2530.0070	Green Spring Rubber
SHORT LINK PARTS & HARDWARE					
1	BRP 1626L	Left Rear Panhard Mount	1	EIB 0350.250.0075	Linear Tender spring for LEFT REAR
1	BRP 9675	LEFT REAR FOR PAN HARD ONLY MOUNT	1	EIB 1400.2530.0150	14" x 150 REAR BARREL coil springs
1	BRP 9099L-1	LEFT REAR FRAME BRACKET BOLTS TO	1	EIB 1200.2530.0175	12" x 175 REAR BARREL coil springs
1	BRP 9099R-1	RIGHT REAR FRAME BRACKET	1	SIM 29063BKH	Simpson seat belts---3" lap and 2" shoulder for HANS
1	BRP 9099R-1B	BOLT ON BRACKET FOR 9099R-1	1	STG DKM202A	COMPLETE Strange driveline assembly
2	BRP 9469	QUAD LOCK COIL OVER BRACKET	1	BRP 9662	Needle style Grease fittings
2	BRP 9549	QUAD LOCK ADAPTOR BRACKET FOR SHORT ROD	1	TP 1500	800 CCA 31# Battery
1	BRP 9560	LR UPPER SHOCK MOUNT	1	TP CK-BRP-01	Complete + and - Heavy duty battery cable kit
1	BRP 9637	RR UPPER SHOCK MOUNTS	1	TP GK-BRP-02	Engine ground wire kit
1	BRP RR171/2BK	Left Rear Radius Rod	1	TP TP75904-01	Master disconnect switch
1	BRP RR181/2BK	Right Rear Radius Rod	1	BRP 9467	Master Switch PROTECTOR for Total Power #TP75904-01
1	BRP 1120BK	Left Side Rear Panhard Rod	1	GAU 6020	Master Switch by pass wire for remote ON / OFF SWITCH
1	ART 2010F	DIRT Left side oil line	3	WIL 290-0632	575 degree brake fluid
1	PTR 09-0439	IN Line oil filter	1	XRP 9152	Rear end filler
1	ART 500103CB	2 piece round ARTS dry sump tank	1	XRP 234510BB	45 degree #10 Push On Fitting
1	MOR 23996	Oil tank heater Pad	1	XRP 230010BB	Straight #10 Push On Fitting
1	BRP 556	Dry Sump Tank Mount	3	XRP 520010	AN10 push on BLACK hose for rear end filler
			1	XRP 980009	Side bell filler plug for DMI rear

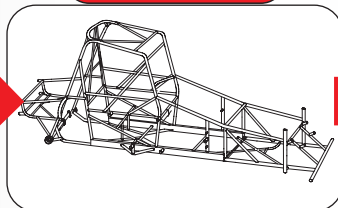
CHASSIS OPTIONS

Option 1



Bare Chassis
NO body mounts or bumpers

Option 1 Plus



Bare Chassis
with all mounts & care package
No Bumpers

Option 2



Option 2 - Chassis
with white body installed (other
colors available)
all bumpers & body mounts

Option 3

Chassis with white body installed, all
bumpers & body mounts (OPTION 2)
With quoted parts in kit form.

Option 4

Chassis with white body installed, all
bumpers & body mounts (OPTION 2)
Car assembled with quoted parts.

BICKNELL CHASSIS UPGRADES

UPGRADE #	DESCRIPTION
1	Powder paint Chassis (and body mounts with bumpers if ordered) Standard colours of paint = White, Black, Red, Blue, Gray, Orange
2	Upgrade Powder paint to Yellow, Clear, or Met Silver
3	Upgrade Powder Candy colour 2 coat / Candy Blue, Purple, Silver, Red, Flour orange
4	Tall Roll Cage (2" taller than stock)
5	Driver back 3" from stock
6	Removable front shock towers
7V2	Rubber floor chassis upgrade (includes bolt in rubber floor, 8-2208G, & tie rod)
7V3	Rubber floor chassis upgrade (includes 4-2208G)
9	4 bearing torsion rack (only available with Split rack)
10	Left panhrad mount & short link slug
11	Rear frame knock outs CHA142L and 142R
16C	Double rail side bars (BRP 7128 & 7129) in place of 7101 & 7102
16D	Double rail side bar left (BRP 7128 & 7101 right)
17	Chrome bumper package
26	Complete Coloured Body
27	Coloured Exterior Body Panels or Coloured Wings & Deck
28	Coloured fiberglass / scoop, cowl, wheel tub and roof
29B	Add front & rear door bracing BRB 2952 & 2953
29C	Add 2 BRP 7121, 2 BRP 7122, 7123, 7124, 2 BRP 7125 installed with dzus buttons
29D	Aluminum Dzus buttons
30	Powder painted front spoiler
38	BRB2960, 2961, 2962 SPOILER Fairing (3 dzus to front of spoiler)
36	Powder painted Door posts
37	Louver floor pan
BRP 9508	Hood pin kit (installed with car order)

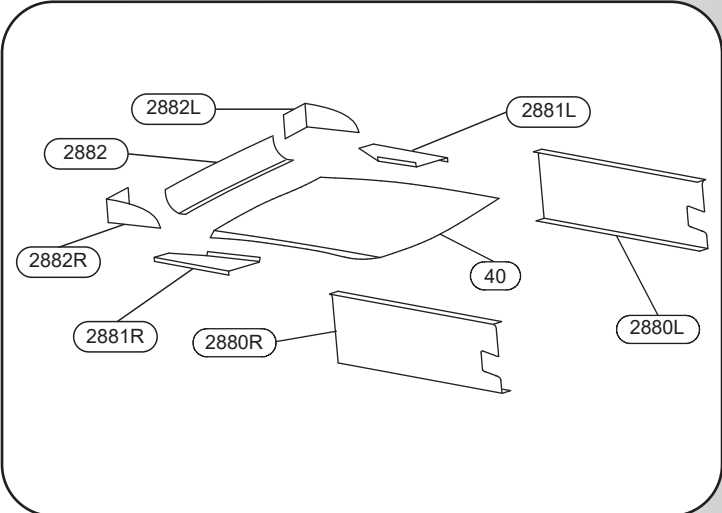
OPTIONAL BODY PANELS

ALL BODY PANELS ARE MADE FROM .050" ALUMINUM

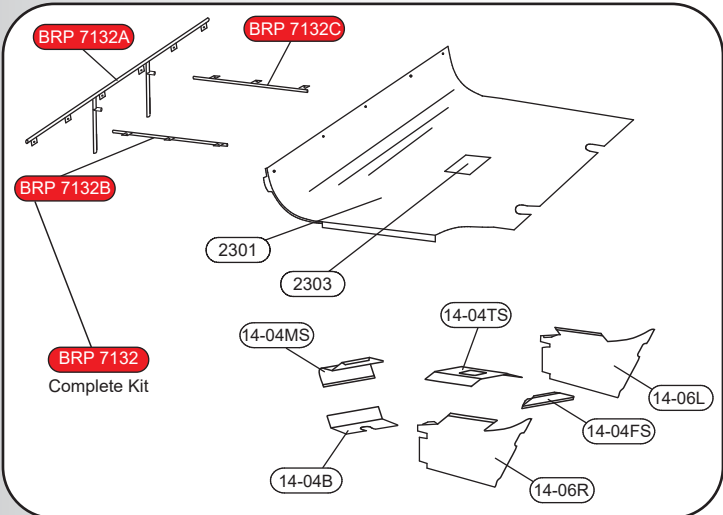
WHEN ORDERING PANELS / FIBERGLASS
ADD THE FOLLOWING COLOR OPTION:
01-WHITE 02- RED
03- BLACK 04- BLUE
05- YELLOW 06- X RED
07 MATTE SILVER (WINGS & DECK ONLY)
09 - ORANGE (OUTER DOORS & QUARTERS ONLY)
ie. BRB 2921L-03 (BLACK)

Note- Serial number is required when ordering panels / fiberglass to ensure proper fit.

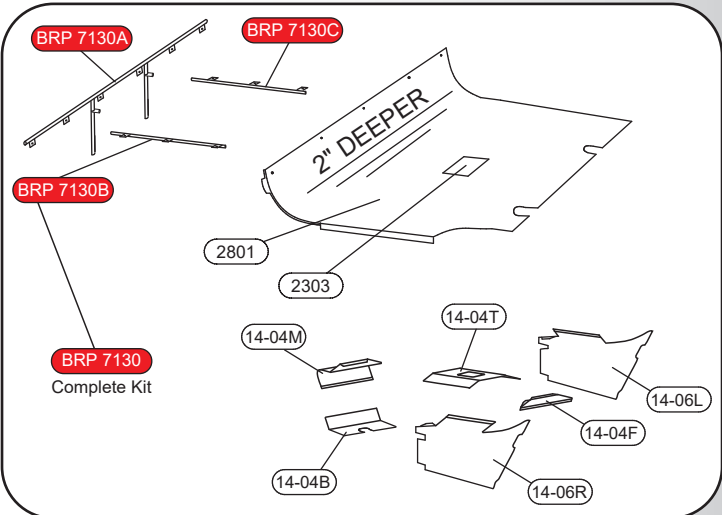
OPTIONAL SAIL PANELS



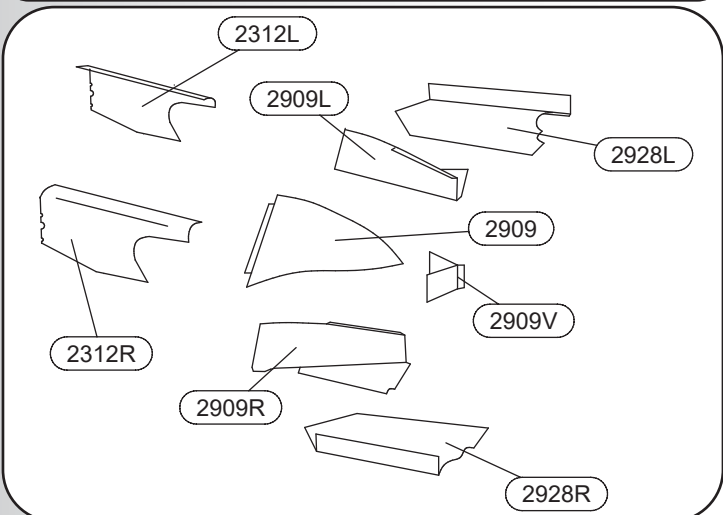
OPTIONAL 2014 - 2019 STANDARD REAR DECK



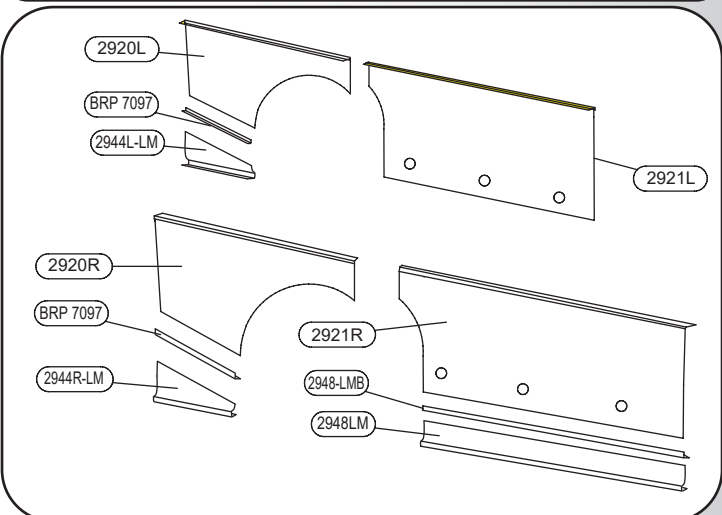
2014 - 2019 2" DEEPER REAR DECK



OPTIONAL 2013 - 2019 HIGH V HOOD



OPTIONAL LATE MODEL PLASTIC



ALUMINUM FRONT SPOILERS

Aluminum Wedge Style



Requires BRP 7110, BRP 7110R Nose Mounts

Aluminum Flat Style - 1" Offset



Requires BRP 7210, BRP 7210R Nose Mounts

Aluminum Ledge Style - 1" Offset



Requires BRP 7210, BRP 7210R Nose Mounts

DESCRIPTION	END PLATE HEIGHT	P/N
STD Nose - Wedge Style	14"	BRP 2950
1 1/2" Raised Nose - Wedge Style	12 1/2"	BRP 2950-1.5

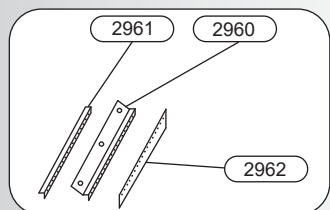
DESCRIPTION	END PLATE HEIGHT	P/N
STD Nose - Flat Style - OFFSET 1"	15"	BRB 2012FSPOILER
1 1/2" Raised Nose - Flat Style - OFFSET 1"	13 3/4"	BRB 2012FSPOILER-1.5

DESCRIPTION	END PLATE HEIGHT	P/N
Flat Nose - Ledge Style	14"	BRB 2013
1 1/2" Raised Nose - Ledge Style	12 1/2"	BRB 2013-1.5

Also Available in White (add-01 to end of part #) and black (add-03 to end of part #)

Note- Serial number is required when ordering noses to ensure proper nose for chassis

FRONT NOSE SKIRTING



DESCRIPTION	P/N
Nose Skirting Main Plate	BRB 2960-XX
Nose Skirting Back Plate (Plain Aluminum Only)	BRB 2961
Nose Skirting Plastic	BRB 2962-XX


01 = WHITE 04 = BLUE
02 = RED 05 = YELLOW
03 = BLACK 06 = X-RED

RADIATOR TIN

DESCRIPTION	P/N
Left Lower Radiator Air Deflector	BRB 16-54L
Right Lower Radiator Air Deflector	BRB 16-54R
Left Upper Radiator Deflector	BRB 16-55L
Right Upper Radiator Deflector	BRB 16-55R
Bottom Radiator Deflector (trim to fit depending on radiator placement)	BRB 16-57
Top Radiator Deflector (trim to fit depending on radiator placement)	BRB 16-56
3.25" Radiator Tray	BRB 12-24
5" Radiator Tray	BRB 2324
Front Radiator Screen Kit (comes with bolts and clamps)	BRP 9400
Alistar Radiator Honeycomb Screen 26" x 19" x 1/2", Orange	ALL 30158

Did You Know...

The lower radiator deflector (BRB 16-57) bolts to the chassis, and has notches for the front radiator screen. The screen then clamps to the upper bar with the supplied clamps!



SEE PAGE 202 FOR RADIATOR MOUNTS AND CLAMPS



DOOR STIFFENERS AND TUBULAR BRACING

Tubular Door Bracing Supports

ALL TUBULAR BRACING IS POWDER COATED BLACK



WHEN ORDERING DOOR / QUARTER STIFFENERS-
ADD THE FOLLOWING COLOR OPTION
01 - WHITE 02 - RED 03 - BLACK 04 - BLUE
05 - YELLOW 06 - XRED 07 - MATTE SILVER
ie. BRB 2952-03

DESCRIPTION	P/N
Left / Right Front Strut - Front Rolled Down Front Wings (21 13/16" Long)	BRP 7121
Left / Right Front Strut - Front Flat Front Wings (18" Long)	BRP 7121S
Left / Right Middle Strut - All Wings (18 3/4" Long)	BRP 7122
Left Door Horizontal Brace (71 3/8" Long)	BRP 7123
Right Door Horizontal Brace (70 7/8" Long)	BRP 7124
Rear Quarter Window Strut - All Wings (25" Long)	BRP 7125
Left / Right Front Strut - Front Rolled Down Front Wings with 2" Tall Doors (22 5/8" Long)	BRP 7121-2
Left / Right Front Strut - Front Rolled Down Front Wings with 3" Tall Doors (23" Long)	BRP 7121-3
Left / Right Middle Strut - All Wings with 2" Tall Doors (19 3/4" Long)	BRP 7122-2
Left / Right Middle Strut - All Wings with 3" Tall Doors (20 1/16" Long)	BRP 7122-3
2" Deep Rear Deck Brace Kit (Includes H Brace and 2 struts)	BRP 7130
STD Rear Deck Brace Kit (Includes H Brace and 2 struts)	BRP 7132

NOTE- All measurements are actual tube lengths, not center to center dimensions and are for identifying parts

Door / Quarter Edge Stiffeners



DESCRIPTION	P/N
Left / Right Front Edge Door Stiffener (installs on front edge of door) sold each	BRB 2952
Left / Right Rear Quarter Panel Stiffener (installs on rear edge of quarter) sold each	BRB 2953

Aluminum Door & Quarter Panel Braces

DESCRIPTION	P/N
Aluminum Front Door Brace - Flat Style Wings - 22 1/2" Long	BRB 2003FDB
Aluminum Front Door Brace - Down Style Wings - 25 3/4" Long	BRB 2009FDB
Aluminum Left Side Middle Door Brace - 23" Long	BRB 2003MDB
Aluminum Door To Quarter Panel Brace - 12" Long	BRB 2003DQPB
Aluminum Rear Quarter Panel Brace - 22" Long	BRB 2003QPB

Wing & Roof Supports



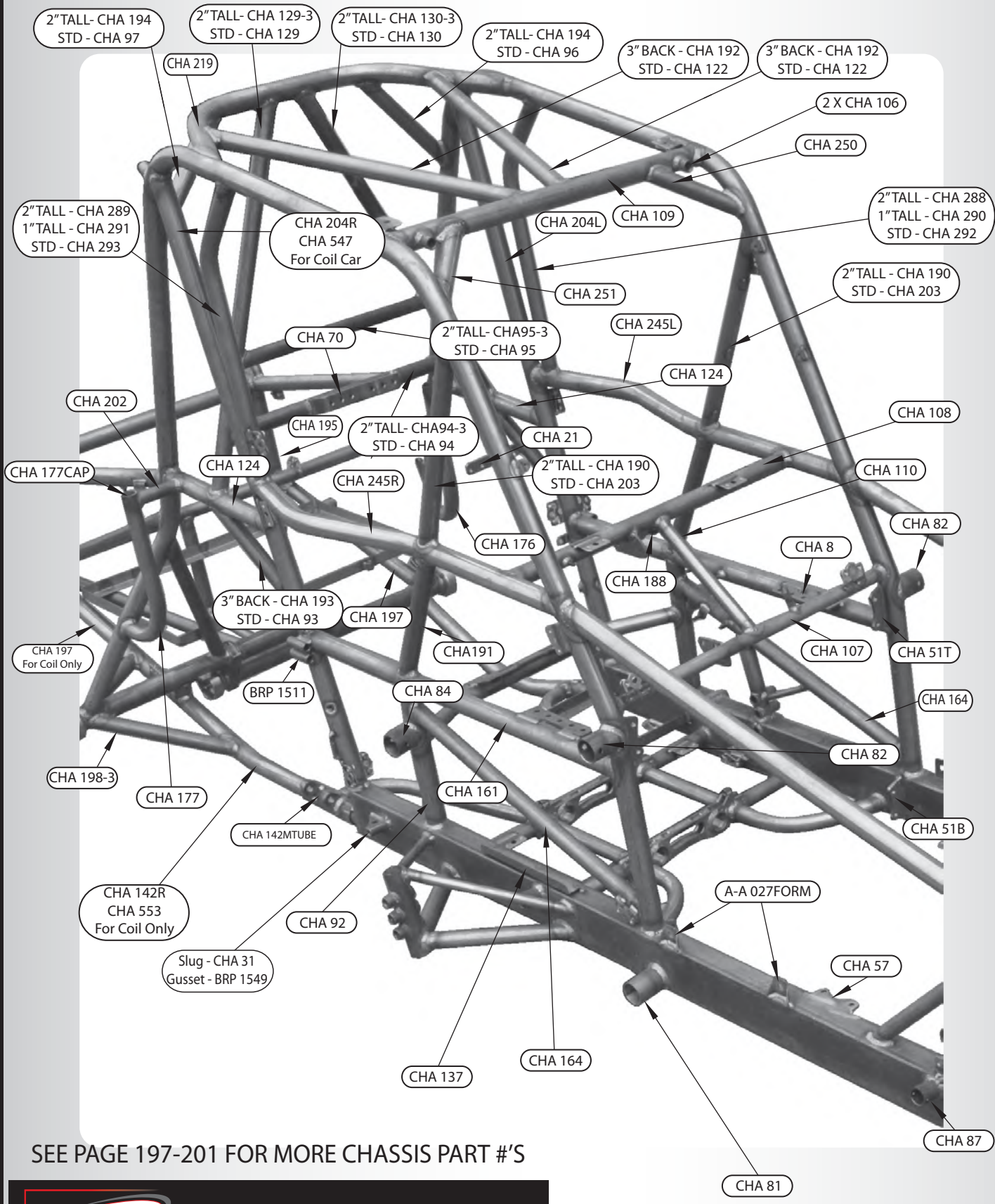
DESCRIPTION	P/N
Right Front Wing Support	BRP 7126
Left Front Wing Support	BRP 7127
Bolt On Body Brace Clamp	BRP 9457
Roof Mount Support (also requires BRP 9457 Body Brace Clamp)	BRP 9477
Left Front Roof Support (slides over 7108 and bolts to cage)	BRP 9650
Right Front Roof Support (slides over 7108 and bolts to cage)	BRP 9651



Did You Know...

All BRP body panels are CNC punched or laser cut from .050" aluminum. We did this for accuracy and repeatability, and every panel will fit exactly the same. We also stock all standard panels in the standard 6 colors. Choose BRP body panels!

CHASSIS PART LIST



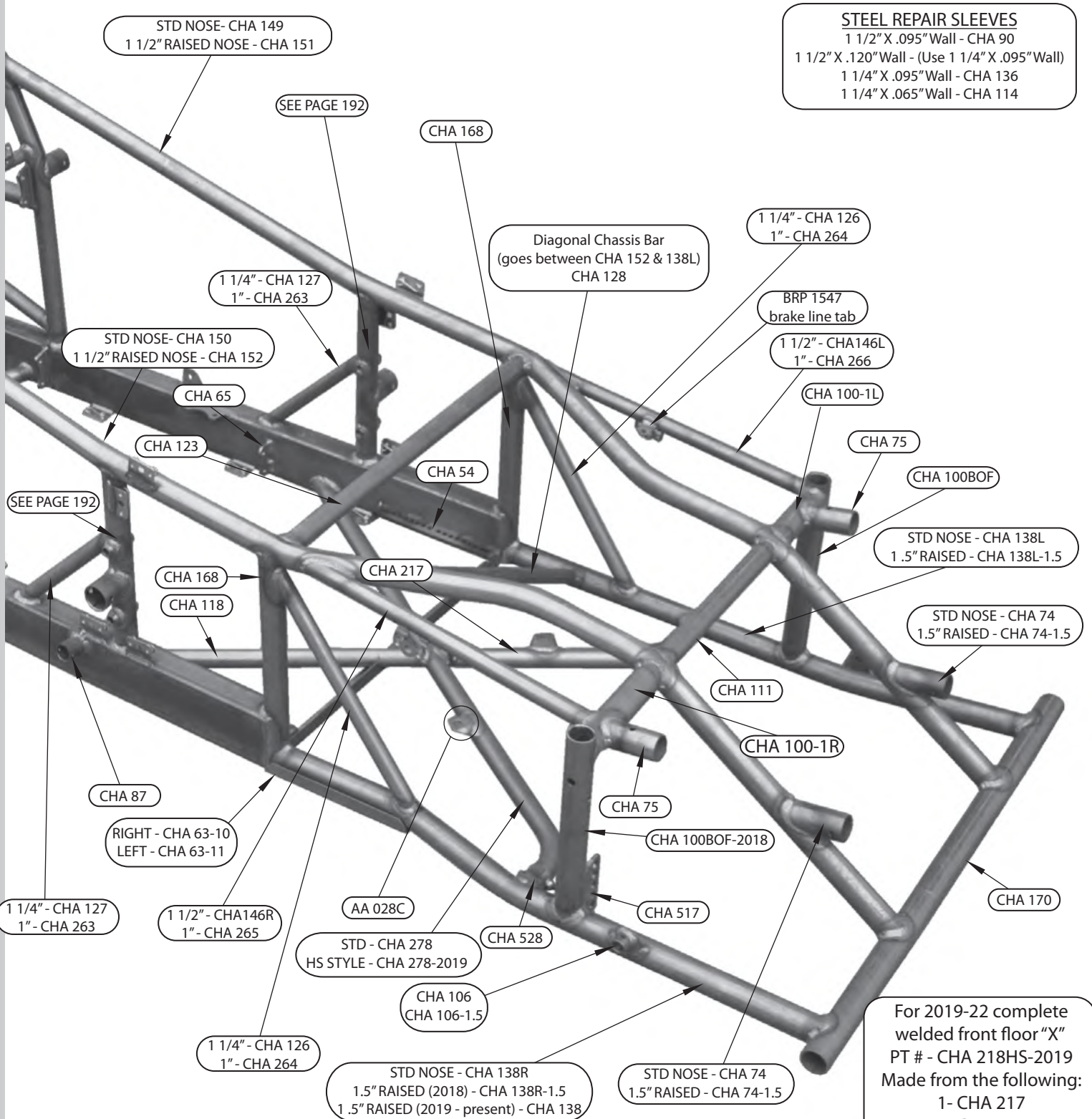
SEE PAGE 197-201 FOR MORE CHASSIS PART #'S



**NOTE: SEE PAGE 199 FOR RADIUS
ROD MOUNTS AND SLUGS**

2002 to Present Midrail Chassis Parts List

When Ordering chassis parts, please advise sales staff of serial number of chassis being repaired. The serial number

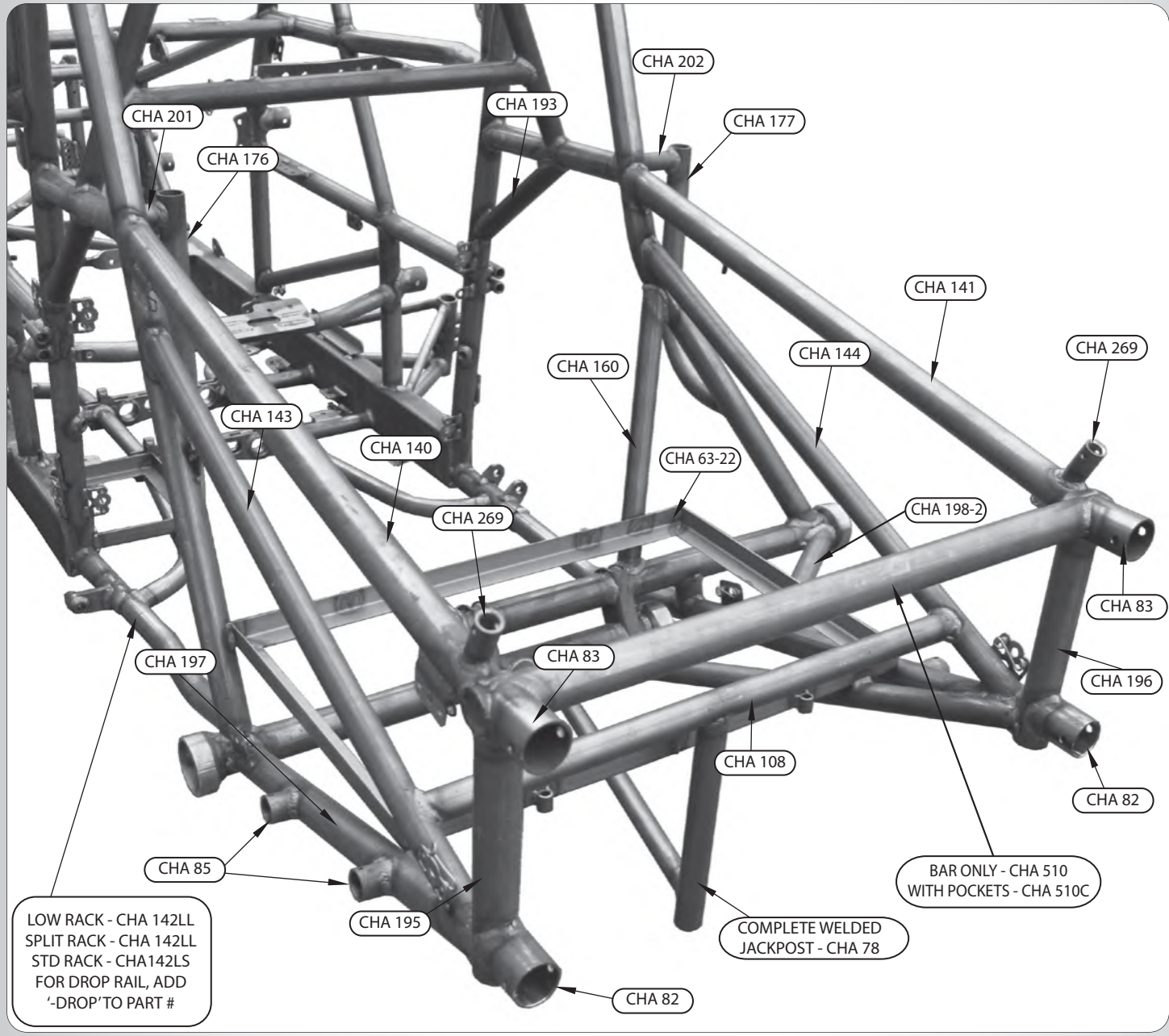


For 2019-22 complete welded front floor "X"
PT # - CHA 218HS-2019
Made from the following:

- 1- CHA 217
- 1- CHA 118
- 1- CHA 278-2019

For 2018, use CHA 218HS-2018
or CHA 218 for no hockey stick

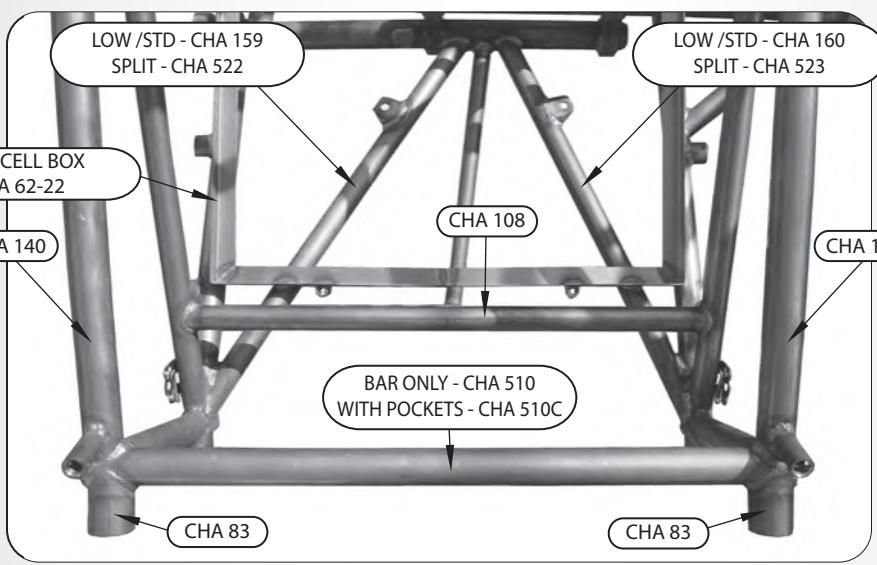
CHASSIS PART LIST CONT'D



LOW RACK - CHA 142LL
SPLIT RACK - CHA 142LL
STD RACK - CHA 142LS
FOR DROP RAIL, ADD
"-DROP" TO PART #

BAR ONLY - CHA 510
WITH POCKETS - CHA 510C

COMPLETE WELDED
JACKPOST - CHA 78



LOW /STD - CHA 159
SPLIT - CHA 522

LOW /STD - CHA 160
SPLIT - CHA 523

FUEL CELL BOX
CHA 62-22

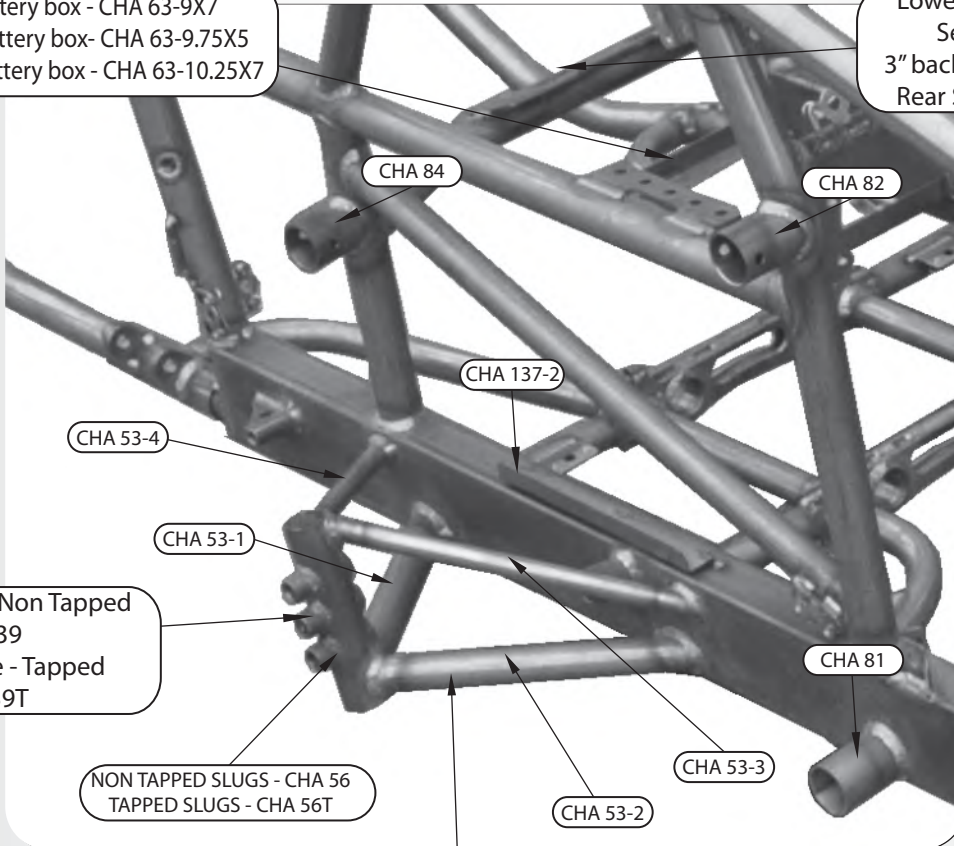
BAR ONLY - CHA 510
WITH POCKETS - CHA 510C

CHASSIS PART LIST CONT'D

Right Rear Radius Rod Mount

9" X 7" Battery box - CHA 63-9X7
 9 3/4" X 5" Battery box - CHA 63-9.75X5
 10 1/4" X 7" Battery box - CHA 63-10.25X7

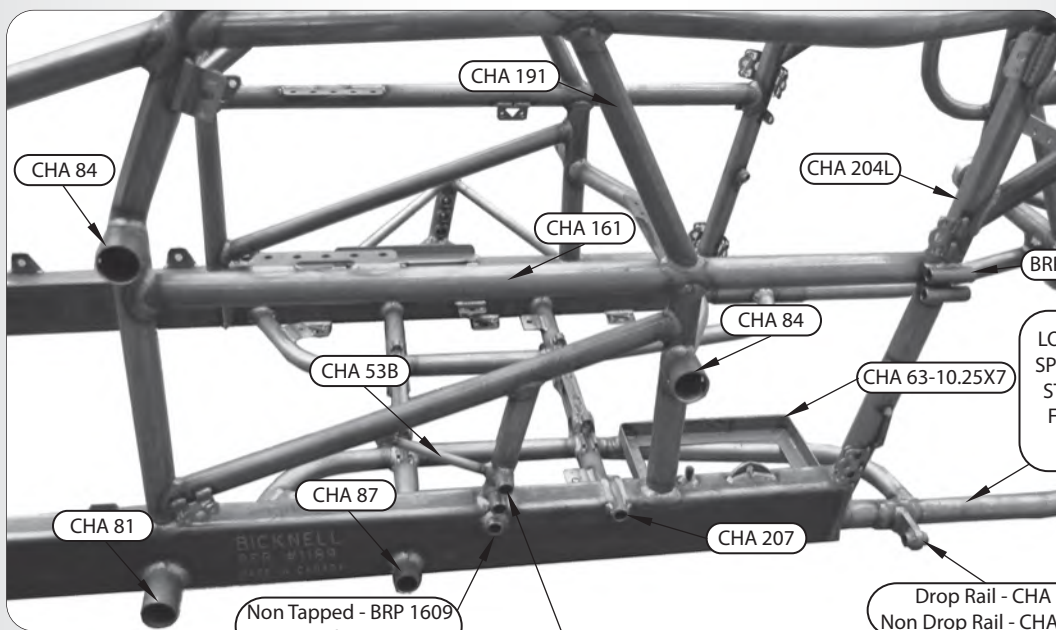
Lower Seat Plate - CHA 67
 Seat Bar - CHA 223
 3" back seat bar - CHA 223-3
 Rear Seat Mount - CHA 70



Complete Tree - Non Tapped
 CHA 139
 Complete Tree - Tapped
 CHA 139T

DESCRIPTION	P/N
Complete Welded Right Rear Radius Rod Tree - Non Tapped Slugs	CHA 139
Complete Welded Right Rear Radius Rod Tree - Tapped Slugs	CHA 139T

Left Rear Radius Rod Mount

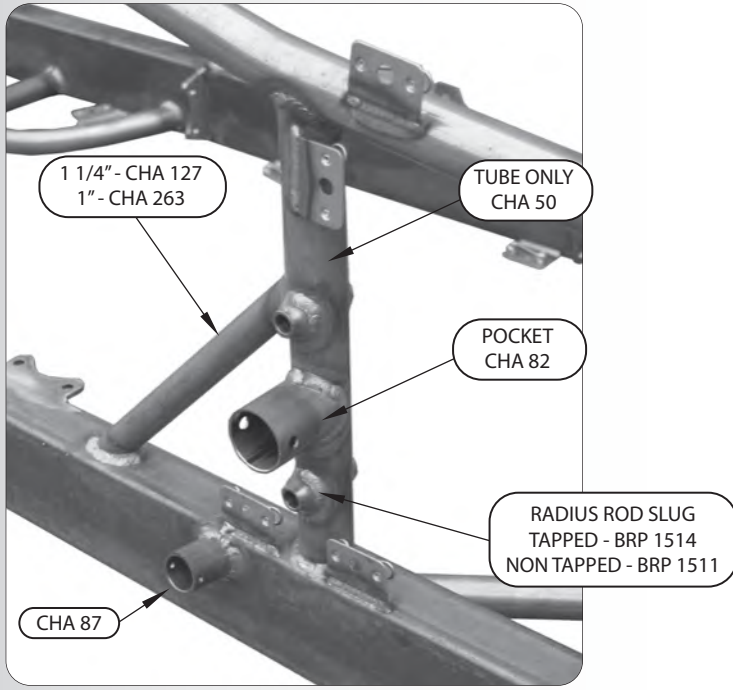


LOW RACK - CHA 142LL
 SPLIT RACK - CHA 142LL
 STD RACK - CHA 142LS
 FOR DROP RAIL, ADD
 'DROP' TO PART #

Drop Rail - CHA 527
 Non Drop Rail - CHA 527KIT

DESCRIPTION	P/N
Complete Welded Left Rear Radius Rod Bar - Non Tapped Slugs	CHA 53
Complete Welded Left Rear Radius Rod Bar - Tapped Slugs	CHA 53T

CHASSIS PART LIST CONT'D



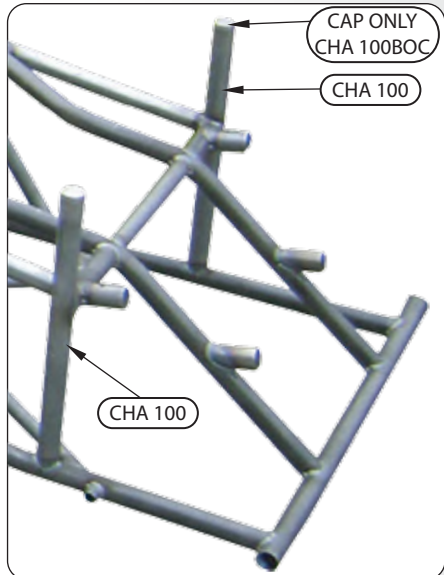
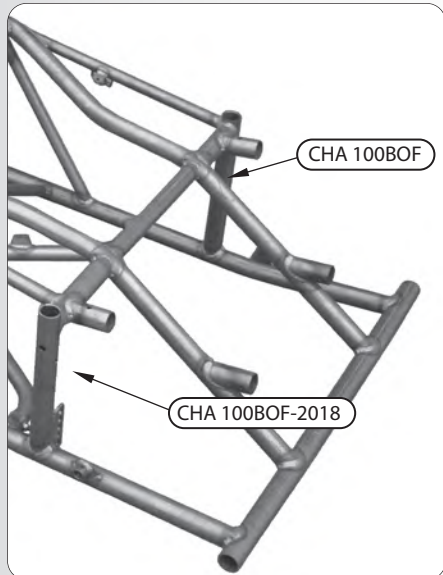
Bolt On Style

Front Radius Rod Post

DESCRIPTION	P/N
Complete Left Front Radius Rod Post - Non Tapped	CHA 50L
Complete Left Front Radius Rod Post - Tapped	CHA 50LT
Complete Right Front Radius Rod Post - Non Tapped	CHA 50R
Complete Right Front Radius Rod Post - Tapped	CHA 50RT

Bolt On Shock Tower Tops

DESCRIPTION	P/N
Aluminum Bolt On Shock Tower Top - Std Length	BRP 9262
Aluminum Bolt On Shock Tower Top - 1" Longer	BRP 9431
Steel Bolt On Shock Tower Top - Std Length	CHA 100BO




Weld On Style

HALO INTRUSION PLATE



DESCRIPTION	P/N
Mod / Sportsman Halo Intrusion Plate Ass. - includes plate, 4 clamps	BRP 9546
Intrusion Plate Clamps (sold each)	BRP 9547
Late Model Door Intrusion Plate, 18" x 26", 10 gauge steel	ALL 54070
Late Model Door Intrusion Plate, 24" x 24", 10 gauge steel	ALL 54071
Late Model Door Intrusion Plate, 36" x 36", 10 gauge steel	ALL 54072
Roll Cage Intrusion Clamp 6 required	ALL 14198

CHASSIS FRONT CLIPS



RED ONLY - BRP FCLIP1
RED AND YELLOW - BRP FCLIP2
ENTIRE DIAGRAM - BRP FCLIP3

2019-2022 Style Front Clips

DESCRIPTION	P/N
Complete Front Clip Less 2 X 4. Comes Complete with Floor, Radius Rod Posts, and bracing. Has Bolt On Front Shock Towers.	BRP FCLIP3-1.5-BO-2019
Complete Front Clip Less 2 X 4. Comes Complete with Floor, Radius Rod Posts, and bracing. Has Weld On Front Shock Towers.	BRPFCLIP3-1.5-2019

NOTE: 2019 Front Clip Requires CHA 278-2019

ALL CHASSIS PARTS ARE ALSO AVAILABLE INDIVIDUALLY - SEE PAGES 196-202



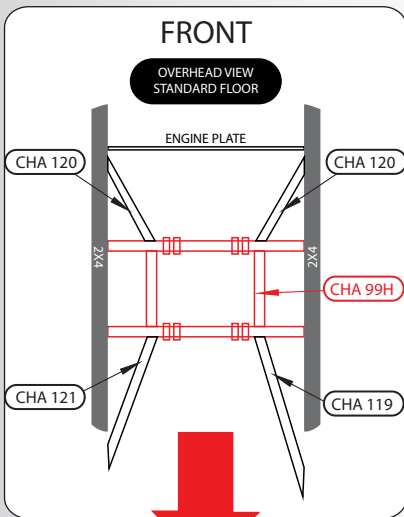
BRP RCLIP1

Partial Rear Clips

DESCRIPTION	P/N
Rear Upper Clip - Includes rear bar, 4 pockets, 2 upright posts, and all panel fastener tabs and is completely welded and ready to install	BRP RCLIP1

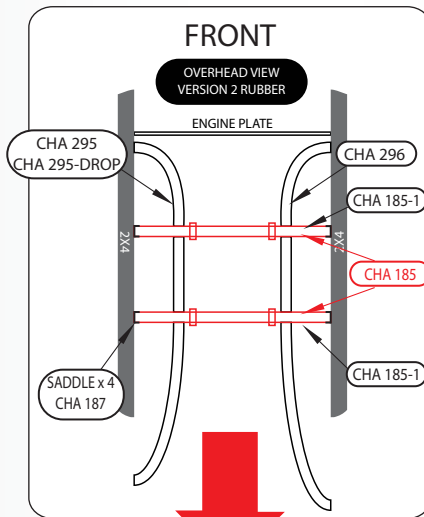
FLOOR SLIDERS

Standard Floor Slider



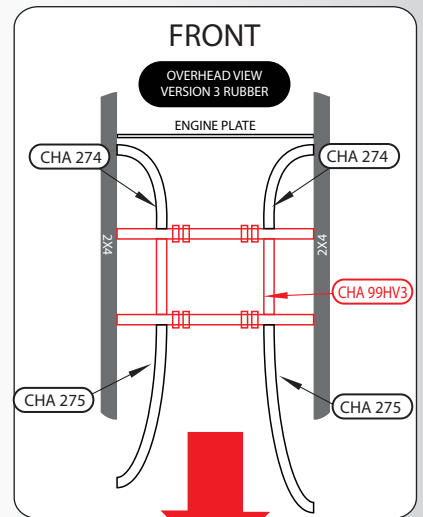
DESCRIPTION	P/N
Standard Floor Slider Assembly	CHA 99H
Front 45° 1 1/4" Brace (2 required)	CHA 120
Left Rear 45° 1 1/4" Brace	CHA 121
Right Rear 45° 1 1/4" Brace	CHA 119
Slider Rod For STD Floor (2 required)	BRP 421
Rubber Biscuit Assembly	BRP 424BL
Floor Slider	BRP 417S
Lock Collar (2 Required)	BRP 181-1A
HS Style Front Brace (2 Required)	CHA 274
HS Style Rear Brace (2 Required)	CHA 275

VER 2 Rubber Floor



DESCRIPTION	P/N
Ver 2 Rubber Floor Cross Brace Kit	CHA 185
Ver 2 Front Cross Brace Only	CHA 185-1
Ver 2 Rear Cross Brace Only	CHA 185-1
Left Side Brace (Add '-DROP' for drop rail)	CHA 295
Right Side Brace	CHA 296
Weld On Saddle	CHA 187
Slider Rod For Ver 2 (2 Required)	BRP 9115
Rubber Biscuit Assembly	BRP 424BL
Floor Slider	BRP 417S
Lock Collar (4 Required)	BRP 181-1A
Replacement Saddle Bolt (4 Required)	BOL 082505C
Replacement Rubber Bushing (8 Req)	BRP 2208G
Replacement Clevis Tab (2 Required)	A-A 409A

VER 3 Rubber Floor



DESCRIPTION	P/N
Ver. 3 Rubber Floor Slider Assembly	BRP CHA99HV3
HS Style Front 1 1/4" Brace (2 Required)	CHA 274
HS Style Rear 1 1/4" Brace (2 Required)	CHA 275
Slider Rod For Ver 3 (2 Required)	BRP 9115
Rubber Biscuit Assembly	BRP 424BL
Floor Slider	BRP 417S
Lock Collar (4 Required)	BRP 181-1A
Replacement Rubber Bushing (4 Req)	BRP 2208G
STD Style Front Brace (2 Required)	CHA 120
STD Style LR Brace	CHA 121
STD Style RR Brace	CHA 119
Aluminum 2208G Bushing Replacement	BRP 9537


SEE PAGES 42-43 FOR MORE INFO

SET-UP STANDS



DESCRIPTION	P/N
Left Front Set-up Block	BRP 9706
Right Front Set-up Block	BRP 9707
Left Rear Drop Rail Setup Stand	BRP 9708
Right Rear Set-up Block	BRP 9709

CHASSIS PARTS



DESCRIPTION	P/N
Battery Hold Down For Modified Chassis	BRP 1541
Throttle Cross Shaft For Modified Chassis	BRP 409
Firewall Mounted Aluminum Gas Pedal	BRP 410
Gas Peddle Rod - goes from peddle to cross shaft (12 1/2", 5/16" F tap)	BRP 410R-2
Carburetor Throttle Rod -Small Block (14" - 15 1/2", 1/4" F tap)	BRP 410R-3
Carburetor Throttle Rod -Big Block (16 1/2" - 18", 1/4" F tap)	BRP 410R-4
Aluminum Floor Mounted Billet Gas Pedal with Roller Bearings	BRP 9374
Steel Flat Foot Style Gas Pedal	BRP 413
Steel 2 x 4 Mounted Pivot Style Gas Pedal	BRP 413T
Aluminum Flat Foot Style Gas Pedal	BRP 414
Gas Pedal Riser - Steps over Version 2 Floor Saddle	BRP 9680
BD Style Aluminum Gas Pedal Assembly	BRP 9678
Knurled Heel Stop	JOE 25837
22 and 24 gallon Fuel Cell Straps (sold in pairs)	BRP 1542
32 Gallon Fuel Cell Straps (sold in pairs)	BRP 1543
DIRTCar LEGAL Fuel Cell Straps (sold in pairs) 1" x 1" square tubing	BRP 1540

RAD MOUNTS



DESCRIPTION	P/N- RED	P/N- BLACK
New Style Clamp On Radiator Mount (sold in packs of 2)	BRP 9053	BRP 9053BK
5" Wide Upper Radiator Mount	BRP 1508	
3 3/4" Wide Upper radiator Mount	BRP 1508-1	
Upper Radiator Extension Post	BRP 1508E	
Clamp On Radiator Mount (sold each)	BRP 1576	
Lower Rad Tray	BRB 2324	
5" Backset Billet Clamp On Rad Mount (sold in packs of 2)	BRP 9342	
Rubber Mounted Rad Mount (sold each)	BRP 9476	

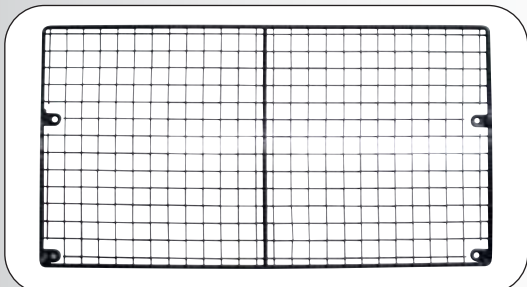
CHASSIS BOLT KITS



Fits 2000 - To Current Mid Rail Chassis

DESCRIPTION	P/N
Complete Chassis Bolt Kit	BRP 408-3
Front End Bolt kit	BRP 408-5

WINDOW SCREENS



DESCRIPTION	P/N
Heavy Duty Window Screen (.120" Thick Wire) - 26 1/2"W X 11 1/4"T	BRP 7107BHD
Tall Cage Window Screen (.120" Thick Wire) - CHROME	BRP 7119C
Tall Cage Window Screen (.120" Thick Wire) - 26 1/2" X 13 1/2" WITH 1" X 1" HOLES	BRP 7119
Tall Cage Window Screen (.120" Thick Wire) - 26 1/2" X 13 1/2" WITH 1" X 2" HOLES	BRP 7119-1X2

Did You Know...

All window screens have 1" X 1" holes (except 7119-1X2) and are powder coated black for a durable finish. The 7119 is also available in chrome!

MINI / TQ SPINDLES

Note: Spindles, King Pins and King Pin Shims Sold Separately



Use 3006 Hub

DESCRIPTION	P/N
7° Alum. Spindle / Steel Snout	BRP 2990
5/8" King Pin	BRP 4155
Replacement Bushing	BRP 4153
Replacement Snout	BRP 2990S
Castle Nut	BRP 4151
King Pin Shim - 5/8" X .150"	BRP 4156
King Pin Shim - 5/8" X .125"	BRP 4156-1



Use 3006 Hub

DESCRIPTION	P/N
7° Alum. Spindle / Steel Snout	BRP 2994
11/16" King Pin	BRP 2996
Replacement Bushing	BRP 2991
Replacement Snout	BRP 2995
Castle Nut	BRP 4151



Use 3006 or 4146 Hub

DESCRIPTION	P/N
10° Alum. Spindle / Steel Snout	BRP 4152HD
5/8" X 3.650" King Pin	BRP 4155
Replacement Bushing	BRP 4153
Replacement Snout	BRP 4154
Spindle Castle Nut	BRP 4151
King Pin Shim - 5/8" X .150"	BRP 4156
King Pin Shim - 5/8" X .125"	BRP 4156-1
Left Front Steering Arm	BRP 4158
Right Front Steering Arm	BRP 4159



Use 4188 Hub

DESCRIPTION	P/N
10° Alum. Spindle / Steel Snout	BRP 4191
5/8" X 3.850" King Pin	BRP 4194
Replacement Bushing	BRP 4153
Replacement Snout	BRP 4192
Nylock	BOL 163F
King Pin Shim - 5/8" X .150"	BRP 4156
King Pin Shim - 5/8" X .125"	BRP 4156-1
Snap Ring	BRP 4193
Axle Eye	BRP 4163
Short Micro Steering Arm	BRP 4195
Long Micro Steering Arm	BRP 4196

MINI / TQ ALUMINUM HUBS



DESCRIPTION	P/N
4 ON 4" Alum. Hub - 1/2" F Studs	BRP 3006
Dust Cap	BRP 3007
Outer Bearing	SUP LM11949
Outer Race	SUP LM11910
Inner Race	SUP L44610
Inner Bearing and Seal	BRP 2999



DESCRIPTION	P/N
4 ON 4" Alum. Hub - 1/2" F Studs	BRP 4188
Replacement Inner/Outer Bearing	BRP 4148
Replacement Stud	BRP 4190
1/2" C Narrow Nylock	BOL 083C
1/2" F Flanged Whiz Nut	BRP 4150
Outer Race	SUP LM 11910



DESCRIPTION	P/N
4 On 4" Alum. Hub Only	BRP 4146
Inner Bearing	BRP 4148
Outer Bearing	BRP 4149
Dust Cap	BRP 3007

DIRECT MOUNT WHEEL CENTERS



DESCRIPTION	P/N
Front Aluminum Hub (fits BRP 4152HD hub)	BRP 4144



DESCRIPTION	P/N
Front Aluminum Hub (fits BRP 4191 hub)	BRP 4189



DESCRIPTION	P/N
Splined Aluminum Hub (fits all micro splined axles)	BRP 4131


1 1/4" REAR KEYED STEEL AXLES



DESCRIPTION	P/N
1 1/4" X .250" Wall 4130 Steel Keyed Axle - Available in the following lengths: 40, 44", 46", 48", 52", 54"	BRP 4097-length
1 1/4" X .188" Wall 4130 Steel Keyed Axle - Available in the following lengths: 35", 36", 38", 40", 42", 44"	BRP 4321-length

KEYED HUBS AND ROTORS

Rotors



DESCRIPTION	P/N
3/16" Rotor - 4 on 3" bolt Steel 8" diameter	BRP 4177
3/16" Drilled Rotor - 4 on 3" bolt Steel - 9 1/2" Diameter	BRP 4178

6 on 5 1/4" Sprocket Hubs



DESCRIPTION	P/N
1 1/4" Split Sprocket Hub	BRP 4128
1 3/8" Split Sprocket Hub	BRP 4129

4 on 4" Wheel Hubs



DESCRIPTION	P/N
1 1/4" Split Hub with 1/2" F Studs	BRP 4134
1 3/8" Split Hub with 1/2" F Studs	BRP 4135
1 1/2" Split Hub with 1/2" F Studs	BRP 4136

REAR SPLINED MICRO SPRINT AXLE

Micro Sprint Axle Spacers



Splined		Non Splined	
WIDTH	P/N	WIDTH	P/N
1/2"	BRP 4114-1	1/8"	BRP 4094
1"	BRP 4114-3	1/4"	BRP 4094-1
2"	BRP 4114-6	3/8"	BRP 4094-2
		1/2"	BRP 4094-3
		3/4"	BRP 4094-4
		1"	BRP 4094-5
		1"	BRP 4094-5R
		1 1/2"	BRP 4094-6
		2"	BRP 4094-7
		2 1/2"	BRP 4094-8
		3"	BRP 4094-9
		3 1/4"	BRP 4094-10
		3 3/4"	BRP 4094-11
		4"	BRP 4094-12
		5"	BRP 4094-13
		6"	BRP 4094-14

Note: BRP 4094-5R has radius



DESCRIPTION	P/N
Splined 0.62" Bearing Insert	BRP 4115
Splined 1.24" Bearing Insert - Wide	BRP 4116
Taper Spacer to Seat Nut	BRP 4113

Micro Sprint Hubs & Sprockets



DESCRIPTION	P/N
4 on 4" Splined Hub for 15° Nut	BRP 4106



DESCRIPTION	P/N
4 on 4" Splined Hub for 30° Nut	BRP 4105



DESCRIPTION	P/N
Splined Rotor Mount (Uses BRP 4177 & 4178 Rotor)	BRP 4108



DESCRIPTION	P/N
Splined Sprocket Hub - 6 on 5 1/4" 1.200" Wide with 1/4" F mounting holes	BRP 4126



DESCRIPTION	P/N
Splined Sprocket Hub - 6 on 5 1/4" 1.200" Wide with 1/4" F mounting holes	BRP 4126-1



Micro Sprint Axle Nuts

DESCRIPTION	P/N
15° Taper Right Hand Nut (Stallard)	BRP 4110
15° Taper Left Hand Nut (Stallard)	BRP 4111
30° Taper Right Hand Nut	BRP 4110-1
30° Taper Left Hand Nut	BRP 4111-1
Flat End Right Hand Nut (Lafler)	BRP 4109
Flat End Left Hand Nut (Lafler)	BRP 4109-1

MINI SPRINT AXLE

Aluminum Axle Spacers



LENGTH	P/N
1/4"	BRP 2909
1/2"	BRP 2909-1
5/8"	BRP 2909-2
1"	BRP 2909-3
1.5"	BRP 2909-5
2"	BRP 2909-6
2 1/2"	BRP 2909-7
3"	BRP 2909-10

Tapered Spacers



DESCRIPTION	P/N
Tapered Cone Spacer	BRP 2894
Female Taper to Flat Spacer	BRP 2908

Bearing Inserts



DESCRIPTION	P/N
Aluminum Insert For 2910 Bearing	BRP 2905
Double Insert For BRP 2910 Bearing	BRP 2907
Single Insert For BRP 2910-1 Bearing	BRP 2906

BIRDCAGE BEARINGS



DESCRIPTION	P/N
6011 Bearing for Use with BRP 2941	BRP 2910
6211 Bearing for Use with BRP 2906	BRP 2910-1

WING SLIDER



DESCRIPTION	P/N
Aluminum Wing Slider for 1" Tubing	BRP 4175

TORSION STOPS



DESCRIPTION	P/N
7/8" Broach Aluminum Torsion Stop	BRP 2962
3/4" Broach Aluminum Torsion Stop	BRP 4172

Sprocket Hubs



DESCRIPTION	P/N
6 on 5 1/4" Sprocket or Brake Hub (Hench Style) - Brake Hub for 31 spline axle and Hyper 046-142 rotor	BRP 2935

Pin Splined Hubs



DESCRIPTION	P/N
4 on 4" Splined Hub with 1/2" F Studs	BRP 2930
Replacement 1/2" F Stud	BRP 2932
4 on 4" Hub with Drive Pins	BRP 2936
4 on 4" Pressure Plate	BRP 2936-1
3/8" Nylock for replacement Pin	BRP 2917

Rear Axle Nuts



DESCRIPTION	P/N
1 7/8" Right Hand Axle Nut	BRP 2892
1 7/8" Left Hand Axle Nut	BRP 2893

MINI SPRINT ROTORS



DESCRIPTION	P/N
Drilled Rotor - 10" Diameter Steel X .320" Thick (2" Spline)	BRP 63
Drilled Rotor - 10" Diameter Aluminum X .375" Thick (2" Spline)	BRP 63A

TORSION ARMS



DESCRIPTION	BROACH	P/N
5/8" Torsion Arm Blank	3/4"	BRP 4170
1/2" Thick X 15 1/2" Long Torsion Arm Blank	3/4"	BRP 4164
5/8" Thick X 15 1/2" Long Torsion Arm Blank	7/8"	BRP 4165-1

BRP SPINDLE HOUSING



DESCRIPTION	P/N
Aluminum Spindle Housing	BRP 4337
Adjustable King Pin Assembly (sold each)	BRP 4338
Weld On Spindle Plate (sold each)	BRP 4336



DESCRIPTION	P/N
Replacement Spindle Bearing	BRP 4339
Spindle Castle Nut	BRP 4345N



DESCRIPTION	P/N
10° Left Front Spindle Assembly	BRP 4341
10° Right Front Spindle Assembly	BRP 4342
10° Offset Left Front Spindle Assembly	BRP 4341-1
10° Offset Right Front Spindle Assembly	BRP 4342-1

* **BRP 4341-1 and BRP 4342-2 - Increased Ackerman For Less Scrub Radius ***

HEX STYLE STEERING



DESCRIPTION	P/N
Hex Aluminum Steering Hub	BRP 4366
Black Hex Aluminum Steering Hub	BRP 4366BK
Upper Shaft Support Block	BRP 4368
Lower Shaft Support	BRP 4369
Steering Shaft Split Pin	BRP 4370
Steering Shaft Nut	BRP 4371
5/8" Bore Aluminum Colla	BRP 181-1A
Rod End (sold each) 2 Required	BRE 1101R

BRP FRONT HUBS



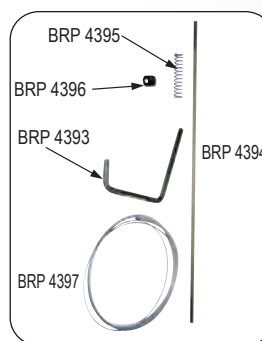
DESCRIPTION	P/N
X-Kaliber Front Hub with Bearings Installed	BRP 4333BK
Replacement Bearing (sold each)	BRP 4334

3/8" TIE RODS




LENGTH	PLAIN P/N
6"	BRP 4340-6
7"	BRP 4340-7
7 1/2"	BRP 4340-7S
8"	BRP 4340-8
9"	BRP 4340-9
10"	BRP 4340-10
10 1/2"	BRP 4340-10S
11"	BRP 4340-11
12"	BRP 4340-12
12 1/2"	BRP 4340-12S
13"	BRP 4340-13
14"	BRP 4340-14
14 1/2"	BRP 4340-14S
16"	BRP 4340-16
17 1/2"	BRP 4340-17S
18"	BRP 4340-18
72" UNTAPPED	BRP 4340-720

GAS PEDALS



DESCRIPTION	P/N
Gas Pedal	BRP 4393
Gas Pedal Rod	BRP 4394
Gas Pedal Rod Spring	BRP 4395
Gas Cable Tab	BRP 4396
Gas Cable	BRP 4397
Gas Cable Fitting	BRP 4398

BRAKE PEDALS



DESCRIPTION	P/N
Brake Pedal	BRP 4390
Brake Rod	BRP 4391
1/4" F Clevis	BRP 4389
43" X 3/16" Brake Hose	BRP 4419-43
12" x 3/16" Brake Hose	BRP 4419
48" X 3/16" Brake Hose	BRP 4419-48
Pedal Grips (sold in pairs)	BRP 4392

STEEL AXLES



BRP 4097-44


DESCRIPTION	P/N
1 1/4" x .250" Wall Chrome Moly Hollow Axle 40" Long	BRP 4097-40
1 1/4" x .250" Wall Chrome Moly Hollow Axle 44" Long	BRP 4097-44
1 1/4" X .250" Wall Chrome Moly Hollow Axle 46" Long	BRP 4097-46
1 1/4" X .250" Wall Chrome Moly Hollow Axle 48" Long	BRP 4097-48
1 1/4" X .250" Wall Chrome Moly Hollow Axle 50" Long	BRP 4097-50
1 1/4" X .250" Wall Chrome Moly Hollow Axle 52" Long	BRP 4097-52
1 1/4" X .188" Wall Chrome Moly Hollow Axle 35" Long	BRP 4321-35
1 1/4" X .188" Wall Chrome Moly Hollow Axle 36" Long	BRP 4321-36
1 1/4" X .188" Wall Chrome Moly Hollow Axle 38" Long	BRP 4321-38
1 1/4" X .188" Wall Chrome Moly Hollow Axle 40" Long	BRP 4321-40
1 1/4" X .188" Wall Chrome Moly Hollow Axle 42" Long	BRP 4321-42
1 1/4" X .188" Wall Chrome Moly Hollow Axle 44" long	BRP 4321-44
1/4" X 8" Long Keystock for rear Axles	BRP 4352
Replacement Snap Ring	BRP 4320S

REAR AXLE PARTS




DESCRIPTION	P/N
Rear Weld On Bearing Plate	BRP 4346
Aluminum Bearing Cassette	BRP 4347
Rear Axle Bearing	BRP 4348
1 1/4" 2 Piece Aluminum Collar	BRP 4349
X Kaliber 2 Piece Aluminum Collar	BRP 4349BK
1/4" X 8" Long Keyway for Axle	BRP 4352

MCP MASTER CYLINDERS




DESCRIPTION	P/N
7/8" Master Cylinder Assembly - All Fluids	MCP 18875
3/4" Billet Master Cylinder Assembly - All Fluids	MCP 750B
PARTS	
7/8" Rebuild Kit- All Fluids	BRK 15-1509
7/8" Rebuild Kit- All Fluids	MCP 600615
3/4" Rebuild Kit- All Fluids	MCP 600614
Master Cylinder Cap	BRK 15-1513
Master Cylinder Cap Filler Plug	BRK 15-1516
Brass Fitting	BRP 4398

REAR HUBS & SPROCKETS



DESCRIPTION	P/N
1 1/4" Rear Wheel Hub	BRP 4351BK
1 1/4" Lightweight Sprocket Hub	BRP 4357
1 1/4" Lightweight Sprocket Hub	BRK 4357BK
1 3/8" Lightweight Sprocket Hub	BRK 4356

BRAKE ROTORS



DESCRIPTION	P/N
7" Diameter X 3/16" Steel Drilled Rotor	BRP 4355D
1 1/4" Rotor Mounting Hub	BRP 4354
1 1/4" Rotor Mounting Hub - X Kaliber	BRP 4354BK
1 3/8" Rotor Mounting Hub	BRK 4354-1

BRAKE PADS / CALIPER



DESCRIPTION	P/N
MCP Caliper Brake Pad (sold each)	BRK 15-1501
Brake Caliper Assembly	BRK 15-1531
Brake Caliper Rebuild Kit	BRK 15-1530
Brake Caliper Adjuster Assembly	BRK 15-1536
Brake Caliper Bleed Screw (sold in packs of 4)	BRC 220-0064
Front 1" Bore Caliper Assembly - all fluids	MCP 650
Brake Pad for Enginetics Caliper	BRK 15-1503
Brake Caliper, 1" Pistons x 18" Disc	WIL 120-5750

UNIVERSAL CHAIN GUARD



BRK 35-3594

DESCRIPTION	P/N
Universal Chain Guard (black powder coated)	BRK 35-3594
Chrome Universal Chain Guard	BRK 35-3593

ACCORD #35 SPROCKETS



BRK 35-3553

TOOTH	P/N
53	BRK 35-3553
54	BRK 35-3554
55	BRK 35-3555
56	BRK 35-3556
57	BRK 35-3557
58	BRK 35-3558
59	BRK 35-3559
60	BRK 35-3560
61	BRK 35-3561
62	BRK 35-3562
63	BRK 35-3563
64	BRK 35-3564
65	BRK 35-3565
66	BRK 35-3566
67	BRK 35-3567
68	BRK 35-3568
69	BRK 35-3569
70	BRK 35-3570
71	BRK 35-3571
72	BRK 35-3572
73	BRK 35-3573
74	BRK 35-3574
76	BRK 35-3576
78	BRK 35-3578

SPROCKET GUARD



BRK 35-3590

DESCRIPTION	P/N
53 - 64 Sprocket Guard	BRK 35-3590
65 - 72 Sprocket Guard	BRK 35-3591

KART LUBES



BRK 35-3542 CHO 5460H

DESCRIPTION	P/N
15.5 Oz Chain Lube Spray Can	BRK 35-3542
0W20 Full Synthetic Karting Oil 1 quart	CHO 5460H
0W20 Full Synthetic Karting Oil 1 gallon	CHO 5460G

DELUXE CHAIN TOOL



BRK 35-3500

DESCRIPTION	P/N
#35 Deluxe Chain Tool	BRK 35-3500
#35 Replacement Pin	BRK 35-3501

CHAIN



Silver Pro Chain BRK 35-3521

DESCRIPTION	P/N
#35 Connecting Link	BRK 35-3524
40" (106 links) of #35 Chain	BRK 35-3521
10 Feet (320 Links) of #35 Chain	BRK 35-3522

DRAGGIN SKIN RACING CLUTCH




BRK 40-4010

BRK 40-4013

BRK 40-4041

DESCRIPTION	P/N
Max Torque 2 pc Draggin Skin Clutch	MTD SC2PC
Clutch Drum Only, Draggin Skin	BRK 40-4010
13 Tooth Clutch Sprocket	BRK 40-4013
14 Tooth Clutch Sprocket	BRK 40-4014
15 Tooth Clutch Sprocket	BRK 40-4015
16 Tooth Clutch Sprocket	BRK 40-4016
Clutch Drum Bushing	BRK 40-4030
Spring Ring, Draggin Skin Clutch	BRK 40-4040
3 Standard Shoes	BRK 40-4041
3/4" Fiber Washer	BRK 40-4044
3/4" Shaft Snap Ring	BRK 40-4045
7 gram Weight Kit	BRK 40-4047
Black Springs, 2300 RPM, STD Shoes	BRK 40-4050
Brown Springs, 2850 RPM, STD Shoes	BRK 40-4052
Blue Springs, 3275 RPM, STD Shoes	BRK 40-4053
Green Springs, 3000 RPM, STD Shoes	BRK 40-4054
Purple Springs, 3450 RPM, STD Shoes	BRK 40-4055

GASKETS



BRK 60-6050

DESCRIPTION	10 PACK
Tank Mount Gasket	BRK 60-6020
Intake Gasket	BRK 60-6040
Head Gasket - 10 pk	BRK 60-6050
Head Gasket - 1 pk	BRK 60-6051
Crankcase Gasket	BRK 60-6060
Valve Cover Gasket	BRK 60-6070
Exhaust Gasket - 10 pk	BRK 55-5530
Exhaust Gasket - 1 pk	BRK 55-5531



BRK 45-4550

DESCRIPTION	P/N
Briggs Carb Diaphragm (sold in packs of 10)	BRK 45-4550

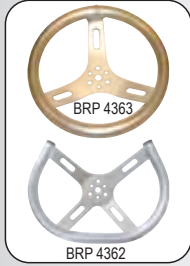
INLINE FUEL FILTERS



BRK 65-6530

DESCRIPTION	P/N
Inline Fuel Filter (fits 1/4" fuel line)	BRK 65-6530

STEERING WHEELS



DESCRIPTION	P/N
12" Aluminum Steering Wheel	BRP 4363
14" Aluminum Steering Wheel	BRP 4601

FLYWHEEL COVERS



DESCRIPTION	P/N
Flywheel Cover Screen	BRK 30-3005

MUFFLER / EXHAUST PARTS

RLV 4 Cycle Mufflers



DESCRIPTION	P/N
1 1/8" I.D. Muffler	BRK 55-6011
1" I.D. Muffler	BRK 55-6010

Exhaust Flange Gaskets

DESCRIPTION	P/N
Exhaust Gasket, 10 Pack	BRK 55-5530
Exhaust Gasket, 1 Pack	BRK 55-5531

GAS TANKS



DESCRIPTION	P/N
5 1/4" Tall Aluminum Kart Gas Tank	BRP 9337
7 1/2" Tall Aluminum Gas Tank	BRP 9410
2 Qt 7 1/2" x 4" x 51/2" Plastic Gas Tank, Includes Shut off	TAR KMT2

CARBURETOR ACCESSORIES



DESCRIPTION	P/N
Briggs Carburetor Support Plate	BRP 4381
Throttle Cable Stops (comes with screw) package of 4	BRK 45-4541
Briggs Throttle Return Spring	BRK 45-4530
Round Style Throttle Clevis	BRK 45-4520
Briggs Complete Throttle Kit	BRK 45-4510
Honda Throttle Cable Guide	BRP 4386

FABRIC AIR FILTERS



O.D. X HEIGHT	I.D.	OFFSET	P/N
3" X 4"	1 11/16" - Honda	None - centered	BRK 65-5001
3.5" X 4"	2 7/16" - Briggs	None - centered	BRK 65-5006
3.5" X 4"	2 7/16" - Briggs	20° angle	BRK 65-5007

Foam Pre - Filters



DESCRIPTION	P/N
3.5" X 5" Red - open end	BRK 65-3550
3.75" X 6" Yellow - open end	BRK 65-3760
3.75" X 6" Yellow - closed end	BRK 65-3761
3.5" X 8" Blue - open end	BRK 65-3580
4.5" X 5" Blue - open end	BRK 65-4550

Air Filter Adaptors



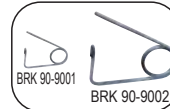
DESCRIPTION	P/N
Briggs Air Filter Adaptor - 2 7/16"	BRP 4380
Honda Air Filter Adaptor - 1 11/16"	BRP 4383

MOTOR MOUNT CLAMPS



DESCRIPTION	P/N
International Rail - Large Mount	BRK 30-3001
American Rail - Small Mount	BRK 30-3002

REUSABLE DIAPER PINS



DESCRIPTION	P/N
Large Pin - (spindles etc.)	BRK 90-9001
Small Pin - (1/4" - 3/8" bolts)	BRK 90-9002

CLAMP BRACKETS / SEAT MOUNTS



DESCRIPTION	P/N
1" Vertical Pocket (5" long)	BRP 4330
3/4" Seat Post (10" Long)	BRP 4329
3/4" Seat Post (14" Long)	BRP 4329-14
1 1/8" Seat Brace	BRP 4325
Weld On Steel Tab (1/8" Hole)	BRP 4350
1 1/8" Aluminum Chassis Clamp	BRP 4323
1 1/4" Aluminum Chassis Clamp	BRP 4323-1

PLASTIC SEATS



DESCRIPTION	P/N
Rubber Seat Grommets	BRK 05-0503
Medium Plastic Seat	BRK 05-0504
Large Plastic Seat	BRK 05-0505
X Large Plastic Seat	BRK 05-0506
XX Large Plastic Seat	BRK 05-0507

KART LASER ALIGNMENT KITS



DESCRIPTION	P/N
Deluxe Kart Laser Alignment Kit - Includes 1- rear axle laser adaptor, 1- alignment mirror, 1- laser pointer, 1- BRP 9318 caster/camber gauge and plastic carrying case	BRP 9319
Standard Kart Alignment Kit - Includes 1- rear axle laser adaptor, 1- alignment mirror, 1- laser pointer and plastic carrying case	BRP 9320
Replacement Laser Pointer for BRP 9319 / BRP 9320	BRP 9315
Kart Digital Camber Gauge (comes with BRP 9316 and carrying case)	BRP 9318

HOOSIER KART TIRES



Part Number	Tire Size	Tread Pattern	Tread Width	Approx. Dia	Approx. Circ.	Recommended Wheel Width	Compound
HOO 11325	10.5 X 5-6	A	4.75"	10.5"	32.75"	6.5"	D20A, D30A
HOO 11600	11.0 X 6.0-6	B	6.0"	11.0"	33.0"	8.25-8.5"	D20A, D30A
HOO 11800	11.0 X 8.0-6	C	7.5"	11.0"	34.0"	10"	D20A, D30A
HOO 11900	11.0 X 5.5-6	D	5.5"	11.0"	34.5"	6-6.5"	D10A, D20A, D30A
HOO 11920	11.0 X 6.5-6	E	6.5"	11.0"	35.5"	6.5-8"	D10A, D20A, D30A
HOO 11930	11.0 X 6.0-6	E	6.25"	11.0"	34.2"	6.5-8"	D10A, D30A
HOO 11850	11.5 X 8.0-6	F	8"	11.0"	36.0"	9-10"	D20A, D30A, D50A
HOO 11940	12.0 X 8.0-6	F	8"	12.0"	37.5"	9-10"	D10A, D20A, D30A
HOO 11950	11.5 X 9.0-6	G	0"	12.0"	37.0"	9-10"	D10A, D20A, D30A
HOO 11960	12.0 X 9.0-6	G	9"	12.0"	38.5"	9-10"	D10A, D20A, D30A, D50A
HOO 11970	12.0 X 9.0-6	G	9"	12.0"	38.5"	9-10"	D50A

COMPOUND APPLICATIONS

D10A is designed for a soft, wet, tacky track condition.
 D20A is slightly tougher than the D10A and works well on crumbs or marbled tracks.
 D30A is slightly tougher than the D20A and is designed for loose conditions or surfaces that clean off and become dry-slick.
 The A40 is tougher than the D30A and is designed for drying track conditions that are transitioning and may lack overall grip (dusty, loose, sandy, etc.).
 The 50 compound is designed for a hard packed track that forms a high grip racing groove.

CROSS REFERENCE

HOOSIER COMPOUND	COLD DUROMETER	CROSS REFERENCE
D10A	33-35	Burris SS-11
D20A	43-46	Burris SS-22
D30A	48-50	Burris B33B
A40	55-57	Vega MBS (Yellow)
50	60-62	Maxxis Pink 9.0

MOD LITE HUBS & ROTORS

Toyota Front Hub Assembly



DESCRIPTION	P/N
Toyota Front Hub Assembly (comes with 1/2" F studs, races, & dust cap) **does not come with bearings or seals**	BRP 8001
Toyota Front Hub Assembly - has 1/2" F holes for screw in studs (comes with races & dust cap - NO STUDS)	BRP 8000
Replacement Dust Cap For BRP 8001	BRP 8008
Replacement Inner Race	SUP LM67010
Replacement Outer Race	SUP LM11910
Inner Bearing	SUP LM67048
Outer Bearing	SUP LM11949
Inner Hub Seal	SUP CR18962
Replacement Stud (4 required)	BRP 2932
9 7/8" O.D. X 1/4" Thick Rotor - 4 on 3.820" - 2.875" register	BRP 8009
9 1/2" O.D. X 1/4" Thick Rotor - 4 on 3.820" - 2.875" register	BRP 8010
Toyota Weld On Steel Spindle Snout	BRP 8002

Chevette Front Hub Assembly



DESCRIPTION	P/N
Chevette Front Hub Assembly (comes with studs, races, & dust cap) **does not come with bearings or seals**	BRP 7996
Replacement Dust Cap For BRP 7996	BRP 7997
Replacement Inner Race	SUP L44610
Replacement Outer Race	SUP LM11710
Inner Bearing	SUP L44649
Outer Bearing	SUP LM11749
Inner Hub Seal	SKF 14858
Replacement Stud (4 required)	BRP 2932
9 1/2" O.D. X 1/4" Thick Rotor - 4 on 4.151" - 3.510" register	BRP 8013
Chevette Weld On Steel Spindle Snout	BRP 7995

Quick Change Rear Hub Assembly



DESCRIPTION	P/N
Quick Change Rear Hub Assembly, comes with studs & races **does not come with bearings, seals or drive flange**	BRP 8003
Replacement Inner or Outer Race	BRP 116
Inner or Outer Bearing	BRP 118
Inner Hub Seal	WIN 7203
Replacement Stud (4 required)	BRP 2065
9 7/8" O.D. X 1/4" Thick Rotor - 4 on 4.219" - 3.56" register	BRP 8011
10 1/2" O.D. X 1/4" Thick Rotor - 4 on 4.219" - 3.56" register	BRP 8012
4 on 4 1/4" or 4 1/2" 24 Spline Aluminum Drive Flange for BRP 8003 Hub - red anodized	BRP 347

WHEEL SPACERS



DESCRIPTION	P/N
1/8" Thick Wheel Spacer - 4 on 4 1/2" - Black Anodized	BRP 8026
1/4" Thick Wheel Spacer - 4 on 4 1/2" - Black Anodized	BRP 8027
3/8" Thick Wheel Spacer - 4 on 4 1/2" - Black Anodized	BRP 8028
1/2" Thick Wheel Spacer - 4 on 4 1/2" - Black Anodized	BRP 8029

CALIPER BRACKETS



DESCRIPTION	P/N
3/8" Brake Caliper Bracket	BRP 8035
3/8" Rear Axle Retainer	BRP 8040
Universal Birdcage Mount - Fits 2 1/2" Tube (3 1/4" mount - 9 7/8" O.D.)	BRP 8064
Brake Caliper Bracket For BRP 8064 (3 3/4" mount - 9 7/8" O.D.)	BRP 8065

ENGINE ACCESSORIES




DESCRIPTION	P/N
Honda Engine Flange	BRP 8020
Kawasaki Engine Flange (anodized black)	BRP 8021
Suzuki Engine Flange (anodized black)	BRP 8022

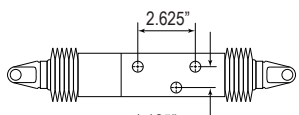
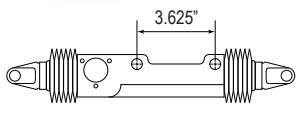
DESCRIPTION	P/N
Fuel Pump Clamp - Fits 1" tube and 2 1/2" fuel pump	BRP 8080
Air Adaptor	MFG PCH16

MOD LITE / DWARF CAR

RACK & PINIONS

BRP 9321/9548
1 TURN ON STEERING
= 3" OF RACK TRAVEL



	
BRP 9321	BRP 9548

10:1 Mod Lite Rack & Pinion

DESCRIPTION	P/N
10:1 Ratio Mod Lite Rack & Pinion - 5/8" 36 Spline (uses 1/2" rod ends) - 3 x 1/2" Mounting studs to chassis rack plate	BRP 9321
10:1 Ratio Mod Lite Rack & Pinion - 5/8" 36 Spline (uses 1/2" rod ends) - 2 x 1/2" Through Hole Mounting to chassis rack plate	BRP 9548
Aluminum Tie Rod Clevis	BRP 9321C

BRP 9321 / 9548 Replacement Parts

DESCRIPTION	BRP 9321	BRP 9548
Main Body	BRP 9321A	BRP 9548A
Main Shaft	BRP 9321B	BRP 9321B
Tie Rod Clevis	BRP 9321C	BRP 9321C
Pinion Shaft	BRP 9321D	BRP 9321D
Pinion Bushing End Cap	BRP 9321F	BRP 9321F
Pinion Bushing Cap	BRP 9321G	BRP 9321G
Back Lash Tension Cap	BRP 9321H	BRP 9321H
Back Lash Bronze Bushing	BRP 9321I	BRP 9321I
Outer 1 1/8" SH. Bushing	BRP 9321J	BRP 9321J
Rubber Shaft Bellows	BRP 9321K	BRP 9321K
Pinion Shaft Seal	BRP 9321L	BRP 9321L
5/8" Pinion Bushing	BRP 9321M	BRP 9321M



BRP 9331
1 TURN ON STEERING = 4 1/2" OF RACK TRAVEL

1.75"

Non Adjustable Micro Rack & Pinion

DESCRIPTION	P/N
Non Adjustable Micro Sprint Rack 5/8" 36 Spline (uses 7/16" rod ends) - 3/8" Mounting holes on 1.75" Centers	BRP 9331
Splined Adaptor For Mod Lite Rack to 5/8" Weld On Shaft	BRP 9333
Splined Adaptor For Mod Lite Rack to 3/4" Weld On Shaft	BRP 9334

BRP 9331 Replacement Parts

DESCRIPTION	P/N
Main Rack Shaft	BRP 9331B
Pinion Gear Shaft	BRP 9331C
Seal Cap Only	BRP 9331D
Press In Rack Bushing	BRP 9331E
7/16" Clevis (2 Required)	BRP 9331F
Rack Bellow (2 Required)	BRP 9331G
Brass Bushing	BRP 9331H
Pinion Shaft Seal	BRP 9321L
Stainless Steel Spiral Lock	BRP 9331J
Replacement O-Ring	NIA 221

3RD LINK / PANHARD MOUNTS



BRP 8059

DESCRIPTION	P/N
Panhard Mount For Quick Change Rear - 3/8" thick PRO style	BRP 8056
Mod Lite Adjustable Panhard Mount - Double Sided	BRP 8059
3rd Link Mount For Mod Lite - Clamps on 2 1/2" Tube (use with BRP 8072)	BRP 8071
Left Side 3rd Link Mount - Bolts To Rear End Center Section	BRP 8072

SHOCK SLIDERS & COIL KITS



BRP 8034



BRP 9138BK

DESCRIPTION	RED P/N	BLACK P/N
Multi Hole Slider Clamp		BRP 8032
1" Extended Shock Slider Clamp		BRP 8033
1" Double Shear Shock Slider Assembly		BRP 8034
Left Front Mod Lite Shock Slider	BRP 9138	BRP 9138BK
Right Front Mod Lite Shock Slider	BRP 9139	BRP 9139BK

CHASSIS CLAMPS



BRP 4180

DESCRIPTION	RED P/N	BLACK P/N
1" Standard Short Chassis Clamp - 1/2" Hole	BRP 4180	BRP 4180BK
1" Standard Long Chassis Clamp - 1/2" Hole	BRP 4181	BRP 4181BK

CROSS SHAFTS



BRP 8045

DESCRIPTION	P/N
Mod Lite A Frame Cross Shaft	BRP 8045
Cross Shaft Pinch Clamp	BRP 8046

TERMS OF PAYMENT FOR Peter Bicknell Automotive Inc.

- All orders will be shipped PREPAID.
- Canadian Currency
- Credit Card (Visa & Mastercard) or Debit
- Money order, certified cheque
- On-Line E transfers
- Please send E-transfers to:
brpadmin@cogeco.net
- Returned Check Fee \$40.00
- All other charges are extra- shipping, boxing, handling, and insurance.

TERMS OF PAYMENT FOR Bicknell Racing Products USA Ltd.

- U.S. Currency
- Company Check (on approved accounts)
- Credit Card (Visa, Mastercard)
- Returned Check Fee \$40.00
- All other charges are extra- shipping, boxing, handling, and insurance.

TERMS OF PAYMENT FOR Bicknell Racing Products Inc.

- Canadian / U.S. Currency
- COD - UPS Company Check (on approved accounts)
- Credit Card (Visa, Mastercard)
- Debit (Canadian Funds)
- Returned Check Fee \$40.00
- All other charges are extra- shipping, boxing, handling, and insurance.

COMPANY POLICIES

FREIGHT: Freight charges are based on dimensions- Length X Width X Height, and weight. Extra large items, tires, bumpers, body pieces (irregular sizing) may need to be placed on a skid for reduced charge. Carriers are charging handling fees for non- boxed items, (ie. tires) and new this year for October 1 through January a peak surcharge. Overnight and airfreight deliveries are available if requested. Bodies and body panels, depending on the size, normally require shipping by truck freight and there is a boxing charge. We cannot ship to P.O. Box numbers so make sure to provide us with a physical street address or if in a rural area the lot, Concession and township.

DAMAGED OR MISSING SHIPMENTS: Any damage claims must be filled out by the customer with the freight carrier immediately upon receiving. Save all packaging, packing material and damaged merchandise for inspection by the freight carrier otherwise no damage claims will be honored.

DROPSHIP: All dropship items from a vendor will be subject to a fee based on their particular charges.

Sales Tax: All orders are subject to county / state / provincial and/or Federal sales tax.

Returns: All returns must have **RETURN GOODS AUTHORIZATION NUMBER (RGA)**. No returns on TIRES, WHEELS, ELECTRICAL or ELECTRONIC ITEMS.

- All returns must be in a new and saleable original packaging.
- Items must NOT be installed.
- Special orders, discontinued items, and custom 'build to order' items are not eligible for returns.
- Returns for stock are **SUBJECT TO 20% RESTOCKING CHARGE**.
- A copy of the original invoice must accompany RGA number and credit will be issued based on invoice price, which is independent of price at time of return.
- No cash refunds will be issued - Return to stock for credit only.
- Items received without an RGA number clearly marked will be scrapped within 15 days of receipt without credit given.

Special Orders: All items not listed in this catalog are considered special order and are non-returnable. A deposit will be required for all special order items.

Shortages or Damages: Inspect all merchandise upon receipt. Shortages must be reported within 3 business days. Any damages must be reported to freight carrier immediately. Hold original cartons, packaging, and damaged merchandise for further inspection by the freight carrier.

Back Orders: Any item not available at the time of purchase will be placed on back order. The item will remain on back order unless other arrangements are made. Items will remain on back order unless cancelled by customer, and will be shipped upon receipt.

DISCLAIMER OF WARRANTY

Purchasers understand and recognize that all parts, inventory, and services manufactured or sold by PETER BICKNELL AUTOMOTIVE INC. / BICKNELL RACING PRODUCTS USA / BICKNELL RACING PRODUCTS are exposed to many and varied conditions due to the manner in which they are used.

Purchasers expressly acknowledge and understand that PETER BICKNELL AUTOMOTIVE INC. / BICKNELL RACING PRODUCTS USA / BICKNELL RACING PRODUCTS does not make an affirmation of the fact or promise to purchaser which relates to said parts, inventory, or services that become part of the bargain between PETER BICKNELL AUTOMOTIVE INC. / BICKNELL RACING PRODUCTS USA / BICKNELL RACING PRODUCTS and purchaser nor does PETER BICKNELL AUTOMOTIVE INC. / BICKNELL RACING PRODUCTS USA / BICKNELL RACING PRODUCTS make or cause to be made as part of the basis of the bargain with purchasers any discription or affirmation of fact concerning any sample of parts, equipment, inventory, or services.

As further consideration for purchasers using PETER BICKNELL AUTOMOTIVE INC. / BICKNELL RACING PRODUCTS USA / BICKNELL RACING PRODUCTS parts and equipment any and all inventory and services, purchasers acknowledge that due to differing conditions and conditions under which all parts and equipment are installed and used, purchasers are not relying on PETER BICKNELL AUTOMOTIVE INC. / BICKNELL RACING PRODUCTS USA / BICKNELL RACING PRODUCTS skill or judgement to select or furnish the proper part or equipment.

Purchasers expressly affirm that they are relying upon their own skills or judgement to select and purchase suitable goods.

PETER BICKNELL AUTOMOTIVE INC. / BICKNELL RACING PRODUCTS USA / BICKNELL RACING PRODUCTS makes no warranties whatsoever, expressed or implied, oral or written to purchasers. There is no warranty of merchantability made to purchasers. PETER BICKNELL AUTOMOTIVE INC. / BICKNELL RACING PRODUCTS USA / BICKNELL RACING PRODUCTS further excludes any implied warranty of fitness with respect to all parts and equipment and all inventory and services.

It is expressly understood and agreed between purchasers and PETER BICKNELL AUTOMOTIVE INC. / BICKNELL RACING PRODUCTS USA / BICKNELL RACING PRODUCTS that is part of the bargain PETER BICKNELL AUTOMOTIVE INC. / BICKNELL RACING PRODUCTS USA / BICKNELL RACING PRODUCTS and purchasers, and in consideration of doing business with each other, all purchasers take, select, and purchase said parts and equipment, any and all inventory, and services from PETER BICKNELL AUTOMOTIVE INC. / BICKNELL RACING PRODUCTS USA / BICKNELL RACING PRODUCTS "as is" and with "all faults", and PETER BICKNELL AUTOMOTIVE INC. / BICKNELL RACING PRODUCTS USA / BICKNELL RACING PRODUCTS shall always provide purchasers with a full and complete opportunity to examine at purchaser's leisure and convenience any part or equipment, and all inventory or services when purchasers contemplate purchasing from PETER BICKNELL AUTOMOTIVE INC. / BICKNELL RACING PRODUCTS USA / BICKNELL RACING PRODUCTS.

If, and in the event that purchasers expressly or impliedly cause representations, or statements, or affirmations of fact contrary to this disclaimer of all warranties, expressed or implied, then purchasers agree to indemnify and hold harmless PETER BICKNELL AUTOMOTIVE INC. / BICKNELL RACING PRODUCTS USA / BICKNELL RACING PRODUCTS in the event of any claim, demand or legal action against PETER BICKNELL AUTOMOTIVE INC. / BICKNELL RACING PRODUCTS USA / BICKNELL RACING PRODUCTS.

Purchasers understand and agree that no officer, director, employee or salesman of PETER BICKNELL AUTOMOTIVE INC. / BICKNELL RACING PRODUCTS USA / BICKNELL RACING PRODUCTS or any of its vendors, dealers, or distributors has any authority to make any statements contrary to the terms of this agreement. On the contrary to what is herein above written.

PETER BICKNELL AUTOMOTIVE INC. / BICKNELL RACING PRODUCTS USA / BICKNELL RACING PRODUCTS and related entities, make no written, oral, expressed, or implied statement or warranty or guarantee on any product sold. In particular, PETER BICKNELL AUTOMOTIVE INC. / BICKNELL RACING PRODUCTS USA / BICKNELL RACING PRODUCTS excludes all warranties of merchantability and fitness for a particular purpose. The purchaser, and its successor or assigns, assume all responsibilities for malfunction, damage after installation. PETER BICKNELL AUTOMOTIVE INC. / BICKNELL RACING PRODUCTS USA / BICKNELL RACING PRODUCTS are not approved or intended for street or highway use. Purchasers and/or PETER BICKNELL AUTOMOTIVE INC. / BICKNELL RACING PRODUCTS USA / BICKNELL RACING PRODUCTS, implies recognition and acceptance of this entire warranty and disclaimer by consumer.

shop on-line @
www.bicknellracingproducts.com

 www.facebook.com/bicknellracing

 www.twitter.com/bicknellracing

 www.instagram.com/bicknell_racing_products