



# DTES PLAN

## Community Fair



Consultation Summary  
August 2019

# TABLE OF CONTENTS

<b>1.0 Highlights of Key Findings</b>	<b>3</b>
1.1 Questionnaire Key Findings.....	3
1.2 Demographics.....	3
<b>2.0 Consultation Overview</b>	<b>5</b>
2.1 Background.....	5
2.2 Public Engagement.....	5
<b>3.0 Discussion Session Summary</b>	<b>6</b>
3.1 DTES Plan Implementation - Housing & Homelessness .....	6
3.2 Healing & Wellness in the DTES.....	7
3.3 DTES Capital Grant Priorities .....	9
3.4 Local Economy .....	10
<b>4.0 DTES Plan Implementation Information Boards</b>	<b>11</b>
4.1 DTES Plan Community Fair Idea Boards .....	11
4.2 What we heard .....	12
<b>5.0 Questionnaire Results</b>	<b>13</b>
5.1 Implementation Progress Check-in .....	14
5.2 Downtown Eastside Capital Grant Priorities.....	15
5.3 Downtown Eastside Capital Grant Allocations .....	18
5.4 Downtown Eastside Plan Focus Areas.....	19
5.5 Community Outreach & Engagement.....	22
5.6 Other Comments .....	26
5.7 Demographics.....	28
Appendix 1 - Outreach and Engagement	
Appendix 2 - DTES Plan Community Fair programme and venue map	

# 1.0 HIGHLIGHTS OF KEY FINDINGS

The Downtown Eastside (DTES) Plan Community Fair was held at the Japanese Language School and Japanese Hall on June 20, 2019 from 10:00 am to 5:30 pm. The fair gave the City of Vancouver and the DTES community a chance to take stock of the Plan's impact to date and have conversations about priorities moving forward.

The fair included display boards outlining the progress of Plan implementation, space for DTES groups to showcase their work, themed discussion sessions, and a questionnaire that was made available online for over a month. The questionnaire sought feedback on the Plan implementation to date, funding priorities for the next five years, and how they can be achieved to help inform future grants, initiatives, and projects.



Laura Saimoto of the Japanese Language School and Japanese Hall welcomes the community to the DTES Plan Community Fair.

This document summarises the findings of the questionnaire and feedback heard during the DTES Plan Community Fair, and will be shared with City Council as part of the next DTES Plan progress update in 2020.

## QUICK STATS:

- 208 DTES Plan Community Fair attendees
- 31 community exhibitors (non-profit groups, local artists, and vendors)
- 4 discussion sessions
- 90 discussion session attendees
- 206 completed questionnaires

## 1.1 Questionnaire Key Findings

The following are the key findings from the questionnaire. See 5.0 Questionnaire Results for more details.

### Completed Questionnaires: 206

The majority (90 percent) of the 206 questionnaire respondents did not attend the DTES Plan Community Fair. Many DTES Plan Community Fair attendees shared their feedback during the discussion sessions (see 3.0 Discussion Session Summary), though the idea boards, mapping exercises, and by speaking with staff (see 4.0 DTES Plan Implementation Information Boards).

### Demographics – Questionnaire respondents:

- Less than half of respondents lived in the DTES.
- The majority of respondents spoke English as their mother tongue.
- Twice as many respondents were homeowners, compared to those who rent.
- Nearly half of respondents had household income of \$80,000 or more.
- Less than a fifth of respondents had a household income of \$40,000 or less.

### DTES Vision:

- Over 25% thought process on the DTES vision was mostly or somewhat on-track, while about 50% thought it was mostly or somewhat off-track.

### DTES Plan Focus Areas:

- About 50% thought transportation, heritage, and arts and culture were mostly or somewhat on-track.
- Desire for more support for public art, and artist spaces, as well as support for retaining heritage buildings.
- Over 60% feel community well-being and housing were mostly or somewhat off-track
- Areas of concern: homelessness; addiction and mental health; safety, security and crime; sanitation and public disorder.
- Over 60% thought housing and community well-being should be priority focus areas for the next 5 years.

### DTES Capital Grants:

- Over 60% ranked community economic development or community asset management as the most important priority for capital grants.
- 50% feel the priority areas should be adjusted.
  - Call for immediate actions to address urgent issues of the mental health and opioid crisis, homelessness, street disorder, crime, and sanitation.
  - Some respondents wanted more funding for social housing and support services in the DTES, while others expressed concerns about the existing concentration, and called for these to be located in other neighbourhoods.
- Capital grant ideas:
  - A significant number of comments included ideas to increase affordable housing and accessible housing to address homelessness.
  - Support for education, training, and job creation for residents, particularly women and those with high barriers to employment.
  - Initiatives to improve mental health, well-being, and sense of community.
  - Projects to address addictions and substance use.
  - Improve public cleanliness and amenities, e.g. public toilets, wifi, bus shelters, benches, garbage cans, electric charging stations, electronic notice boards.
  - Suggestions to improve policing, safety, and security.



Local DTES non-profits organisations, artists, and vendors at information display tables in the community exhibition space at the DTES Plan Community Fair.

# 2.0 CONSULTATION OVERVIEW

## 2.1 Background

Approved in 2014, the Downtown Eastside (DTES) Plan is a 30-year vision for the area prepared over a two-year period in collaboration with community groups, low and middle income residents, Indigenous groups, as well as businesses, non-profit housing and social service organisations. The Plan strives to ensure that the uniqueness of the Downtown Eastside is recognised, and strives to maintain the existing neighbourhood character, while revitalising the area without displacing residents.

## 2.2 Public Engagement

### Co-creating with Community

Implementing the policies and actions of plan continues to be a collective effort between residents, local non-profit organisations, other levels of government, and City departments. Engaging the community on implementation progress is part of ongoing monitoring and evaluation of the DTES Plan. The DTES Plan Community Fair was developed collaboratively with the community. Local organisations were invited to complete an online questionnaire to gauge their interest (22 responses), followed by two stakeholder workshops with DTES non-profits and residents were held to shape the event format, and identified key themes and topics for discussion (25 participants).

### DTES Plan Community Fair

The fair was well attended, attracting 31 community exhibitors, over 200 fair attendees, including approximately 90 who participated in the themed discussion sessions. The fair included:

- Information boards on plan implementation with staff from multiple City departments to answer questions. (see [vancouver.ca/dtes](http://vancouver.ca/dtes) for the boards);
- Community exhibition space for non-profit groups, local artists, and vendors to showcase their work and achievements;
- Themed discussion sessions to engage in dialogue on topics such as housing and homeless, local economy, grant funding priorities in the DTES, and healing and wellness. See 3.0 - Discussion Session Summary for more details; and
- Printed and digital materials with progress updates on DTES Plan implementation, e.g. webpage, community newsletter, and infographics.

See Appendix 2 for more full programme and venue map.

### Outreach and Engagement

The fair was broadly promoted through postering in the neighbourhood by a local non-profit social enterprise and social media, e.g. City of Vancouver website, e-mail list-serv and channels. A questionnaire (available for a six week period) invited the public to share their thoughts and feedback on plan priorities for the next five year, and plan implementation to date. The questionnaire was available for a six week period between June 20 and July 31, 2019. See Appendix 1 for more details.

# 3.0 DISCUSSION SESSION SUMMARY

## 3.1 DTES PLAN IMPLEMENTATION: HOUSING & HOMELESSNESS



Participants at the DTES Plan Community Fair Housing and Homelessness small group discussion circles.

Staff from the City's Homelessness Services & Affordable Housing Programs team presented an update of DTES Plan implementation items with respect to housing and homelessness, as well as some of the challenges and opportunities moving forward. Session attendees were invited to share their thoughts of the actions to date - what's working and what's not -and thoughts on priorities and opportunities for the next 5 years of plan implementation. See Appendix 2 for more details.

**Session attendees:** 22

### Main themes discussed

- Causes of homelessness that need to be addressed:
  - Social stigma may pose a barrier to housing, e.g. towards those with trauma, mental health issues, substance addictions, from the corrections system, etc.
  - Challenges for immigrants and newcomers, e.g. lack of translation, discrimination, local work experience, etc.
  - Lack of accessible housing for those with disabilities
- Prioritise: temporary modular housing (TMH), particularly for seniors, those with health issues, and disabilities; shelter rate housing; affordable single room occupancy (SROs) hotels; and year-round temporary shelters.
- Concern that the lack of affordable housing and addiction has caused a rapid and dramatic increase in those camping in Oppenheimer Park.
- People come from other areas (lack of local supports, housing, better climate, etc.) unprepared for high costs and end up homeless in DTES.
- Concerns about affordability of SROs, safety and physical state of buildings.
- More coordination between levels of government needed to provide housing.

Visit [vancouver.ca/dtes](http://vancouver.ca/dtes) to view the [DTES Plan Implementation – Housing and Homeless presentation](#).

## Sample comments

- We demand people to behave in a certain way in order to access housing, not everyone has the tools to behave in normative ways
- Housing is healthcare
- It's fiscally prudent to house people
- Many seniors living on the street
- Needs bravery, Make legislation that is more effective
- Systemic exclusions in shelter rules, such as operating hours, entrance cut off times difficult for sex trade workers who cannot access afterhours.
- Shelter animals are treated with more care and compassion than a lot of people in our city
- Due to language barriers, discrimination, people need translation to have access
- We often try to change the tent city, but that is a symptom of lack of housing and unaffordability, we are not dealing with the root causes of the problem
- Unsuccessful transitions, people coming out of correctional system have some support in halfway house, then released into community and it's difficult to cope
- Having better inspections in SROs to make sure it is safe and all SROs should have a non-profit management. We need better bylaw enforcement
- Outlook is promising, see recent things are moving in the right direction
- 600 new units in one year was hugely transformative

## 3.2 HEALING & WELLNESS IN THE DTES

The Downtown Eastside neighbourhood is home to many organizations, individuals, and groups dedicated to help individuals and community heal and strive for wellness in many forms. This panel session highlighted the aspects of healing and wellness in the DTES that the City of Vancouver has been able to support through the invaluable partnerships with local organisations, including: Indigenous self-determination, sex worker safety, and mental health, substance use and drug poisoning. It is important to note the discussion panel was comprised entirely of Indigenous speakers. See Appendix 2 for more details.

**Session attendees:** 30



Vancouver Coastal Health staff demonstrating how to use a Naloxone kit in the community exhibition space at the DTES Plan Community Fair.

## Main themes discussed

- Deeply personal and emotional stories, histories, and experiences on healing, wellness, and growth were shared in a circle conversation by DTES residents and those with a strong connection to the area.
- Common themes revolved around the widespread trauma and inter-generational suffering and struggle caused by colonization, including: systemic racism, sexism, and discrimination; physical and cultural genocide; wellness and mental health; addiction; gentrification and displacement; and the enduring ramifications of the residential school system.
- Other common threads included the DTES is also a strong inter-connected community to be celebrated with a rich history, culture and identity, and members that care for each other.

## Sample comments

- It's hard walking down the streets and comparing it to what it was like before; there is lots of suffering.
- People don't realize what a community the DTES is with all the gentrification and the condo people moving in and people getting displaced. It is hard to get shut out of our own neighbourhood.
- Trauma is everywhere and at the roots of drugs, alcohol, inter-personal trauma.
- Culture is what works. It connects people, to each other, to the land; that is most effective for community members.
- I need to remember there were a lot of negative experiences to turn into positives.... my mom went to residential school, there was a lot of alcohol in her household and I am a product of that too. But amazing people came to me and showed me there was a kinder way to be, more nurturing to my children.
- We're a matriarchy, work is done by our aunties. Time and time again it was just the aunties who were showing up, even when there wasn't space for it... Indigenize - do land base facilitation with Indigenous youth. When I think of wellness I think of inclusion for Indigqueer identities, aunties, and for my uncles.
- We don't want to come into these conversations thinking we need to fix a broken thing. We aren't broken, we have been injured and we need to heal...Part of story sharing that we are brought here to do is to look at the gaps. We need to look at that and bring that forward.
- What keeps me here is the people and the strength of those people.



Community members sharing a meal prepared by local caterers and restaurants located in the Oppenheimer District, Chinatown, and Strathcona.



### 3.3 DTES CAPITAL GRANT PRIORITIES

City staff presented an overview of grant funding programs in the DTES highlighting how the grants have been allocated in the past five years. Panelists from non-profit groups that previously received grants talked about their experiences applying for the grant, benefits gained and lessons learned. Session attendees were invited to share their views about the DTES grant program, and possible funding priority areas for the next five years. See Appendix 2 for more details.

**Session attendees:** 13

#### Main themes

- Better coordination needed to integrate grant processes for non-profits applying for multiple grants from different City groups/departments.
- Desire to simplify application process, budgeting and reporting of how grant funds spent.
- Designated staff vital to help guide applicants through the grant process, answer questions, and create connections to other funding sources.
- Modest interest in participatory budgeting with concerns over amount of time, work, and emotional commitment needed, engagement and outreach challenges, small vocal groups lobbying for projects.
- Desire for broader scope of grants, e.g. operational funding, depreciation reports.

#### Sample comments

- On the ground level asking for funding from different sources, for those of us with cross section of projects, it is challenging to go to all of the different sources. For example, capital project, but need to go to Heritage – combined heritage, capital and social funding. Public realm area – talking to engineering, public heritage. It is a lot of work. Different departments have different drivers.
- It is clear cut if your project is simple. When you have a larger project across departments, you have to work with all the different departments. Would be better if a larger project to have a cross team approach to look at projects
- [participatory budgeting]...takes a lot of time and volunteers.



Participants at the DTES Plan Community Fair DTES Capital Grants panel discussion workshop.

## 3.4 LOCAL ECONOMY

The DTES Plan has guided policy interventions intended to improve the local economy, especially in under-served areas. The panelists and moderator shared their experience working in the DTES implementing programs and initiatives that help revitalize the economy while responding to community needs. See Appendix 2 for more details.

**Session attendees:** 25


The following is an overview of what we heard

### Main themes

- Concern about loss of local-serving retail, e.g. grocers, laundromats, etc.
- Lack of affordable commercial retail space.
- Stigma faced by marginalised community members in the survival and informal economy (e.g. binning – collecting redeemable containers and other materials, the DTES street market) is slowly diminishing, but still remains.
- Need for employment services to help DTES residents to gain skills and confidence to transition back to work and mainstream employment.
- Need for public realm improvements, including public washrooms, waste bins, and seating.

### Sample comments

- Community storage is needed by community members. This is important for workers. Especially if someone takes away all of your belongings. You feel worthless. This can have a multigenerational effect.
- We can't only talk about economic development. Need to talk about human connection first. Arts, culture, connections— Money second. City needs to allow for music, more events. This will help reduce the stigma as well.
- You have to decolonize your thinking. You have to think about the federal government too...not just the City. Ongoing ghosting of large urban indigenous population. They deserve to have community space, resources to organize themselves and assurance that everything is coming back to benefit indigenous people. Why is government not showcasing what real reconciliation is? If committed to reconciliation should be not segregating. Should be redressing and correcting issues. Who's in charge when businesses come in? Its First Nations and urban indigenous people under pre-existing laws.



Participants at the DTES Plan Community Fair Local Economy panel discussion.

# 4.0 DTES PLAN IMPLEMENTATION INFORMATION BOARDS

## 4.1 DTES PLAN COMMUNITY FAIR IDEA BOARDS

The following is an overview of the feedback received through sticky note and mapping activities in the Downtown Eastside Plan Information Boards space during the DTES Plan Community Fair, and feedback staff heard through conversations.

### Capital Grants Priorities ideas board


Examples of areas of importance, and or neighbourhood project idea:

- Peer employment options, job training, e.g. Foodsafe, WHMIS, First aid
- Public washrooms and showers
- Public realm improvements, e.g. drinking fountains, repave sidewalks, more green space, trees, waste bins, respite areas
- Reliable, consistent, free Wifi
- Harm reduction, e.g. frontline workers' support, safe supply of clean drugs
- Literacy funding
- DTES Emergency Preparedness PLAN!
- Authentic dialogues with community members who have a place at the table
- Low barrier housing
- Childcare

### Community asset mapping exercise #1

Examples of community assets not previously identified:

- 7 Digital Literacy Tech cafes
- 58 and 95 W Hastings Street
- Battle for Ballantyne site
- Gather - Community Arts Council
- Ming Sung Benevolent Society
- Plaza at Mclean Park
- Powell Street Historic District
- Unnamed sites (Powell Street at Dunlevy, and Jackson Avenue, e.g. heritage buildings, etc.)
- Vancouver Japanese Language School and Japanese Hall
- Wayne Grocery (Campbell and Keefer Streets)
- WorkBC



Green dots and stickie notes identifying community assets in the Downtown Eastside.

## Community asset mapping exercise #2

Examples of community assets that no longer available in the DTES:

- ‘Access denied \$orry No money’  
(Gastown, W Cordova & W Hastings Streets)
- Balmoral & Regent hotels
- Chinese groceries and restaurants in Chinatown
- Oppenheimer Park as a park



Community members at the Powell Street Festival Society's information table in the community demonstration space.

## ‘What is special to you in the DTES’ Ideas Board

Examples of special tangible and intangible places, people, things, etc.:

- Artists, art (murals)
- Chinatown
- Community supporting each other through trauma and colonization
- Forgiveness and patience
- Fluidity, community and accessibility of the neighbourhood
- Relationships and connections and its residents
- Resilient, active neighbours

## 4.2 WHAT WE HEARD

Examples of what we heard from community members on priorities for the DTES:

- DEOD needs garbage cans, benches and bus shelters.
- There are no facilities for youth and nowhere for them to go for recreation, e.g. could they have access to basketball hoops in the alleyways?
- Blood Alley Square could be much better if there are charging stations installed to charge phones, electric bikes, wheel chairs, etc.
- VCH has introduced new washroom guidelines.
- The DTES market should be changed to operate for 3 days (7 days is too long).
- There needs to be electronic noticeboards so the community can be notified of important information.
- The Regent and Balmoral need to be replaced with mixed income housing and harm reduction support services.
- 58 West Hastings has been approved and needs to have community economic development component to provide additional income for building operation.
- The inhalation facility gets extremely hot inside and needs a cooling fan to reduce the temperature, or maybe a pop up tent?
- The expected redevelopment of 52 – 92 E Hastings could take place in 1 year – 18 months. Is it possible to have benches placed in the alley behind the over dose prevention site, and garbage cans in the street in front.
- Need access to public bathrooms (some people are barred from access).
- DTES Market – whenever they visit there is no manager present.
- Need a bike repair co-op space to create jobs with bike repairs, wheel chairs and walker repairs.
- There needs to be Wifi in social housing to give people access to the internet.

# 5.0 QUESTIONNAIRE RESULTS

## Methodology

Attendees and participants of the DTES Plan Community Fair were encouraged to complete the questionnaire, which was available in hard copy at the event as well as online for a six week period between June 20 and July 31, 2019. The questionnaire was also promoted through the City of Vancouver's webpage and social media accounts, as well as shared to the Talk Vancouver panel and to those signed up for electronic updates on the DTES Plan. See Appendix 1 for more details. A total of 206 completed questionnaires were received.

## Gaps and Limitations

Quantitative data sources, such as questionnaires, are important tools for building knowledge and understanding through numerical descriptions. However, they do not provide a detailed narrative and generally less elaborate accounts of human perceptions. As respondents to the DTES Plan Community Fair questionnaire were self-selected and may not all live in or have a direct connection with the DTES, the results are an indication of general sentiments of those who responded, rather than a precise indicator of how the 30-year DTES Plan has progressed over the past five years.

Ensuring cultural appropriateness and safety in questionnaires is a work in progress. Although the City of Vancouver ensures confidentiality of responses, the DTES Planning team still represents an agency of the municipal government asking detailed questions about the breadth and scope of an in depth community plan. Respondents were not required to provide a response to all questions; as a result, the number of responses may vary by question. The responses to the quantitative questions are summarised below as percentages, charts, and graphs. The responses to open-ended questions were grouped into the main themes that emerged, and samples of direct quotes (without corrections for misspellings or grammatically idiosyncrasies) are provided to illustrate the range of feedback.

To help overcome quantitative data limitations, the results of the questionnaire are supplemented with feedback collected through other qualitative means, such as during the discussion sessions and through individual conversations. Readers are encouraged to value the knowledge of people whose identities and lived experiences can offer a more complete picture than a quantitative understanding.

## 5.1 Implementation Progress Check-in

---

**Question 1** - Since the Downtown Eastside Plan was approved in 2014, the City alongside community groups have been implementing the Plan's 30-year vision by carrying out various policies, projects, and actions.

**How successful has the Plan been in making progress towards the 30-year vision for the Downtown Eastside?**

### Snapshot

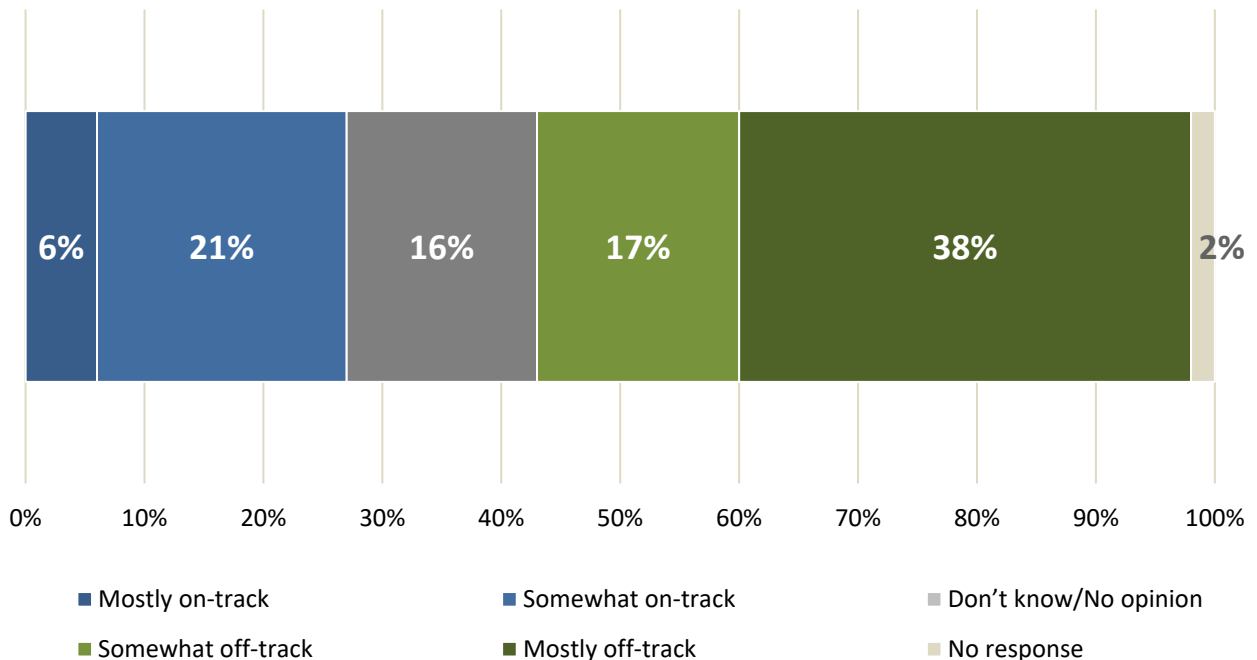
---

- Over half (55 percent) of respondents thought progress on the DTES vision was mostly or somewhat off-track.
- Over a quarter (27 percent) of respondents thought progress on the DTES vision was mostly or somewhat on-track.

### Results

---

Total respondents (202 responses)



## 5.2 Downtown Eastside Capital Grant Priorities

**Question 2a** - The Planning Department operates a unique dedicated neighbourhood grant fund known as DTES Capital Grants, which supports projects that help implement the DTES Plan. The aim is to encourage partnerships with grant recipients sourcing at least 50% of their funding from other organization or through their own work. Examples of past projects include establishing micro-enterprises, heritage buildings, and non-profit space upgrades.

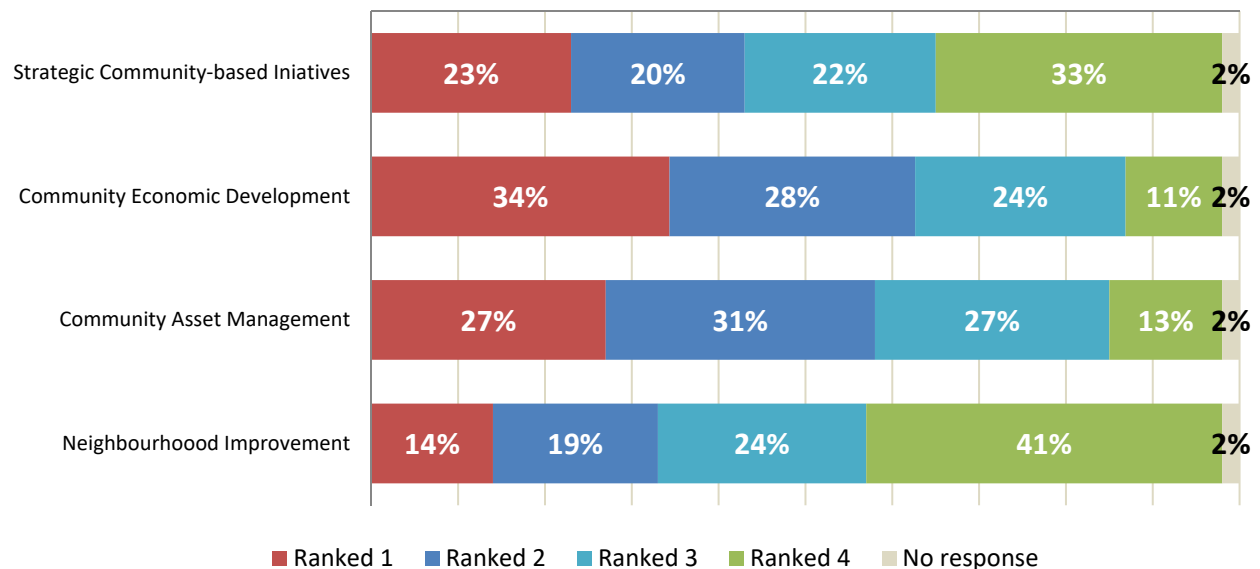
The following have been used as DTES Key Priority Areas for Capital Grants for the past five years. Rank these in order of importance to you.

### Snapshot

- Nearly two-thirds of respondents ranked Community Economic Development (62 percent) or Community Asset Management (58 percent) as the first or second most important key priority area for Capital Grants.
- Over a third of respondents ranked Neighbourhood Improvement (41 percent) or Strategic Community-based Initiatives (33 percent) as the lowest importance.

### Results

Total respondents (201 responses)



Note: Due to rounding, totals may not equal 100%

## 5.2 Downtown Eastside Capital Grant Priorities

---

Question 2b - Thinking ahead to the next five years, do you think these priority areas should remain the same, be adjusted, or don't know/no opinion.

### Snapshot

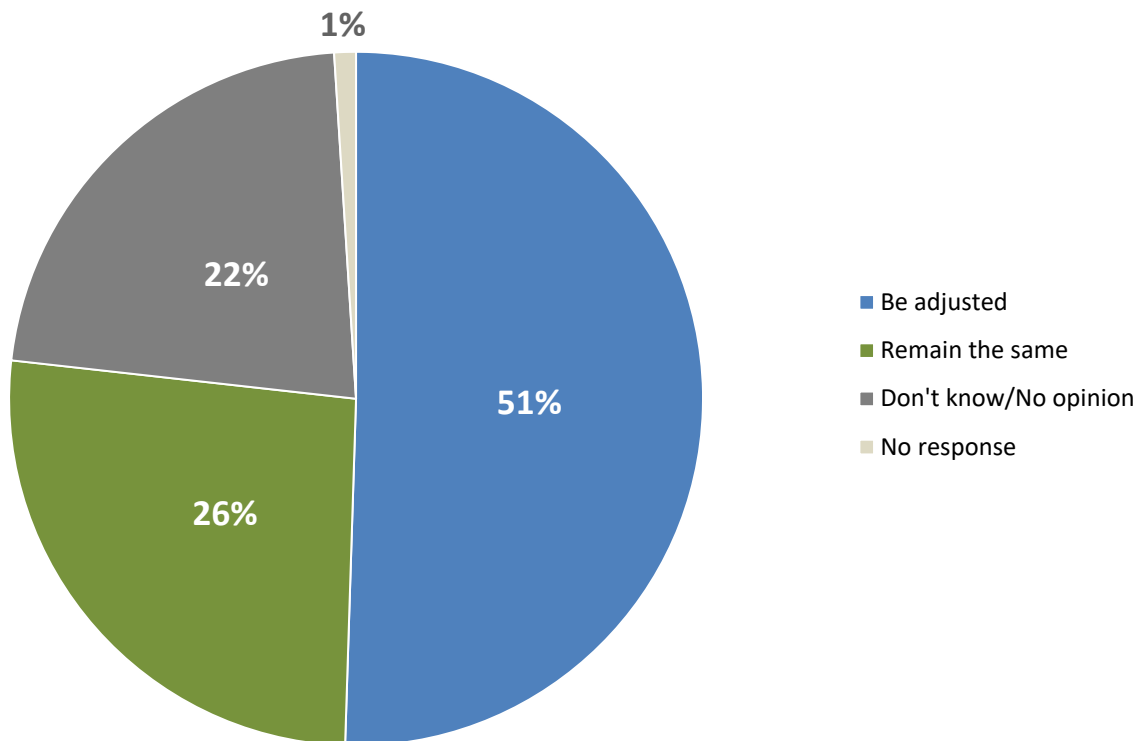
---

- Half (50 percent) of respondents think DTES Capital Grant priority areas should be adjusted.
- Over a quarter (26 percent) of respondents think the DTES Capital Grant priority areas should remain the same.
- Nearly a quarter (22 percent) of respondents did not know or have an opinion on whether the DTES Capital Grant priority areas should be changed.

### Results

---

Total respondents (203 responses)





## 5.2 Downtown Eastside Capital Grant Priorities

---

**Question 2c - Please share how and why you think the priority areas should be adjusted.** For example, new priority areas, keep some, change others, etc.

### Main themes

---

Total respondents (24 responses)

- Support for adjusting priorities areas based on changing needs.
- Call for immediate actions to address urgent, rapidly escalating issues of the mental health and opioid crisis, homelessness (particularly Oppenheimer park), street disorder, crime, and sanitation.
- Mixed responses to social housing and support services. Some respondents wanted more funding for these in the DTES, while others expressed concerns about the existing concentration, and called for social housing and support services to be located in other neighbourhoods across the city.
- Other priority areas suggested include Indigenous healing centre, gentrification, public realm, arts & culture, heritage, trees and greenery.

### Sample comments

---

- “Keeps some of the strategies that work . Evaluate and change priorities as needed.”
- “The current priority areas do not seem (on the surface) to be improving the safety of the community.”
- “I think more attention needs to be paid to the social situation in the downtown Eastside and providing more direct social, economic and housing assistance to disadvantaged people living in this area.”
- “We need sustainable local jobs throughout the DTES. We need proper mental and drug addicted outreach on the streets. We need more healing and rehab facilities. We need to remove the drug pushers.”
- “When it started there was a call for an indigenous healing centre at crab park years later this message is gone... There is still a call from the community to have water born cultural activities to reconnect people with first nations...”
- “People need compassionate, sustainable housing. You cannot help others or take care of yourself if you don’t have a safe place to live.”
- “STOP putting social housing here -- put it somewhere else in the city. It is a public health risk of epidemic proportions what has been allowed to take place. Why are you not putting ARTIST production spaces as a priority? This should be done before we loose them all (to be left with a BLACK HOLE)”
- “Focus on stopping petty crime (trending toward serious /violent crime), overall cleanliness (more facilities), open drug use and general disorder. The DTES has gone down hill severely in the past 5 years, and drastic change needs to happen in the priorities.”
- “Stronger focus on saving heritage buildings, and improving the public realm.”

## 5.3 Downtown Eastside Capital Grant Allocations

---

**Question 3** - Imagine you could choose how \$100,000 in grants were spent in the Downtown Eastside.

**Describe a project or program you think could significantly help achieve the Plan's vision to improve the lives of Downtown Eastside residents.**

### Main themes

---

Total respondents (45 responses)

- A significant number of comments included ideas to increase affordable housing and accessible housing to address homelessness.
- Support for education, training, and job creation for residents, particularly women and those with high barriers to employment.
- Initiatives to improve mental health, overall well-being, and sense of community.
- Projects to address addictions and substance use.
- Improve public cleanliness and amenities, including public toilets, bus shelters, benches, garbage cans, electric charging stations, electronic notice boards, wifi.
- Increase access to green space and nature, as well as recreational opportunities.
- Suggestions to improve policing, safety, and security

### Sample comments

---

- “Boost shelters and modular housing.”
- “A recycling centre that makes profitable items and pays a living wage.”
- “Permanent large trees along Hastings Street.”
- “-community gathering spaces that are culturally-sensitive”
- “More counseling and support for people living on the street”
- “Employment is the focus. Self employment comes with skills and basic business training. Provide access to use of equipment necessary for self employment enterprises for all ages, men and women.”
- “...the 100 block of East Hastings alone, it needs accessible toilets for starters so that people have somewhere to relieve themselves ...”
- “...expanding the street market areas...so that vendors don't block the struggling businesses in the area.”
- “Educational and healthy recreational programs for young girls.”
- “The back alleys are very sad and dirty places where often people down on their luck hang out. An initiative that keeps those spaces clean (incl public washrooms)...To create a healthier/safer place but being mindful of not displacing anyone.”
- There needs to be electronic noticeboards so the community can be notified of important information.

## 5.4 Downtown Eastside Plan Focus Area

**Question 4a** - The Downtown Eastside Plan has nine focus areas; each includes strategic directions and action items to be implemented over the 30 year period.

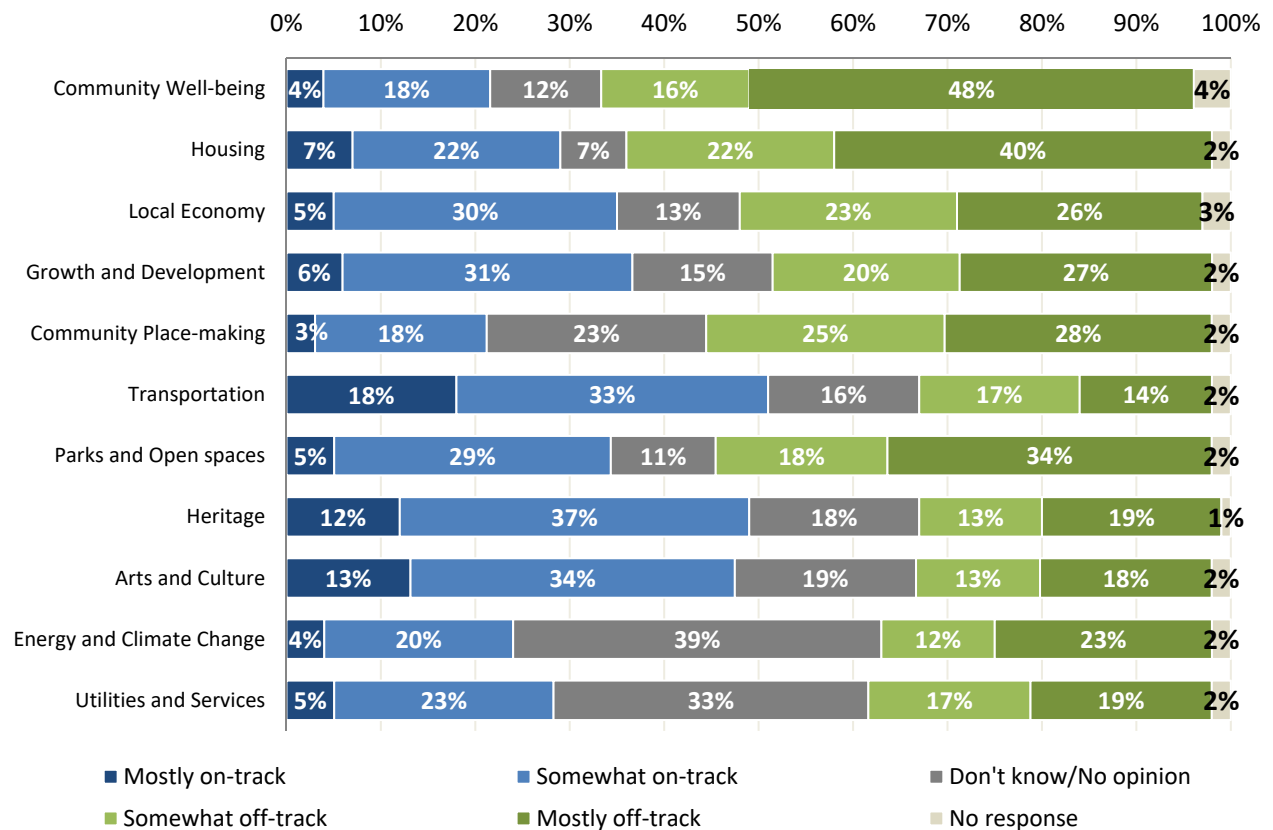
What do you think of how each focus area has been carried out so far?

### Snapshot

- Nearly two-thirds of respondents identified community well-being (64 percent) and housing (62 percent) DTES Plan focus areas as mostly or somewhat off-track.
- Approximately half of respondents identified transportation (51 percent), heritage (49 percent) and arts and culture (47 percent) as mostly or somewhat on-track.

### Results

Total respondents (204 responses)



## 5.4 Downtown Eastside Plan Focus Area

---

Question 4b - Which focus area should be the priority for the next five years?

### Snapshot

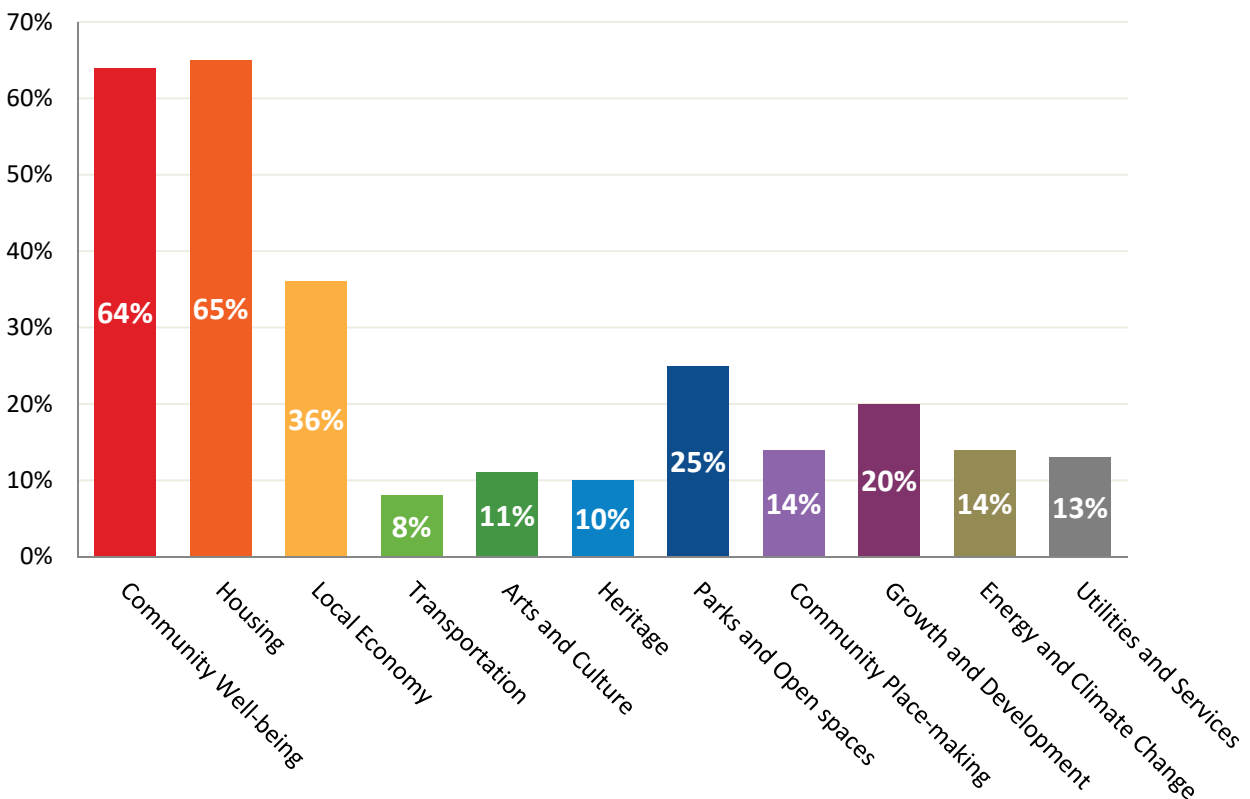
---

- Community well-being (64 percent) and housing (65 percent) were identified by nearly two-thirds of respondents as a priority focus areas for the next five years.
- Local economy was the next highest priority with over a third (36 percent) of respondents identified it as a priority focus area, followed by a quarter (25 percent) of respondents who identified parks and open spaces.

### Results

---

Total respondents (206 responses)



Note: Respondents were asked to choose their top three responses, thus percentages do not total 100.

## 5.4 Downtown Eastside Plan Focus Area

---

Question 4c - Please share any focus areas you think are missing.

### Main themes

---

Total respondents (29 responses)

- The majority of responses identified specific topics within existing focus areas, such as homelessness, affordable housing, addictions, economic development, mental health, well-being, community centres, public spaces, sanitation, etc.
- Other areas for focus included safety, security, police, and fire and rescue services.

### Sample comments

---

- “Community organizing and housing advocacy”
- “Until we solve the housing issue, nothing will change”
- “How to treat drug addicts”
- “REMOVAL OF DRUG PUSHERS!!!”
- “Realistic, person focused healthcare. Low barrier skills training and education for skills that are viable in the modern economy.”
- “Community center being attractive”
- “Cleaner and safer areas for all”
- “Focus on educational and capacitational activities directed to growth and independence of young girls and women.”
- “Crime prevention. ByLaw Enforcement.”
- “Health and safety”
- “Education”
- “Police resources.”

## 5.5 Community Outreach & Engagement

---

**Question 5a** - Engaging the community on the progress of the Plan is part of the ongoing monitoring and evaluation of the DTES Plan. The key objectives of Downtown Eastside Plan Community Fair on June 20, 2019 were:

- Share progress updates on the implementation of the Plan;
- Ask for your feedback on the Plan funding priorities for the next five years;
- Provide an opportunity for local groups to showcase their work and achievements.

The Fair also included four discussion sessions on topics related to housing and homelessness, community well-being, local economy, and the DTES Capital Grants.

### Did you attend the DTES Plan: Community Fair?

#### Snapshot

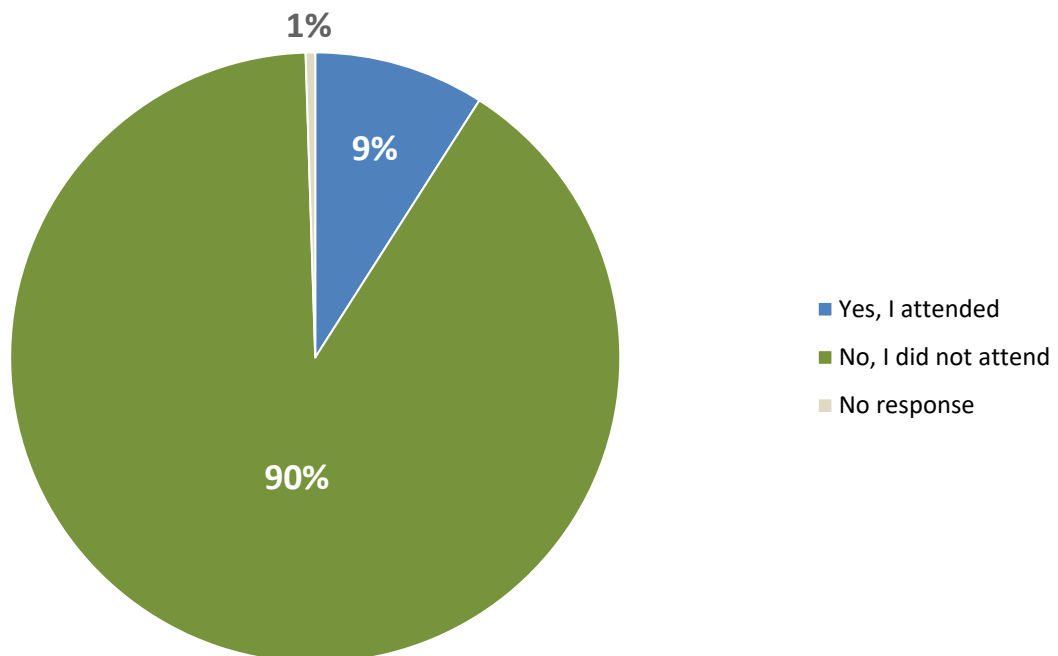
---

- The majority of respondents (90 percent) did not attend the DTES Plan Community Fair.

#### Results

---

Total respondents (205 responses)



## 5.5 Community Outreach & Engagement

---

Question 5b - If no, why did you not attend the Downtown Eastside Plan Community Fair?

### Snapshot

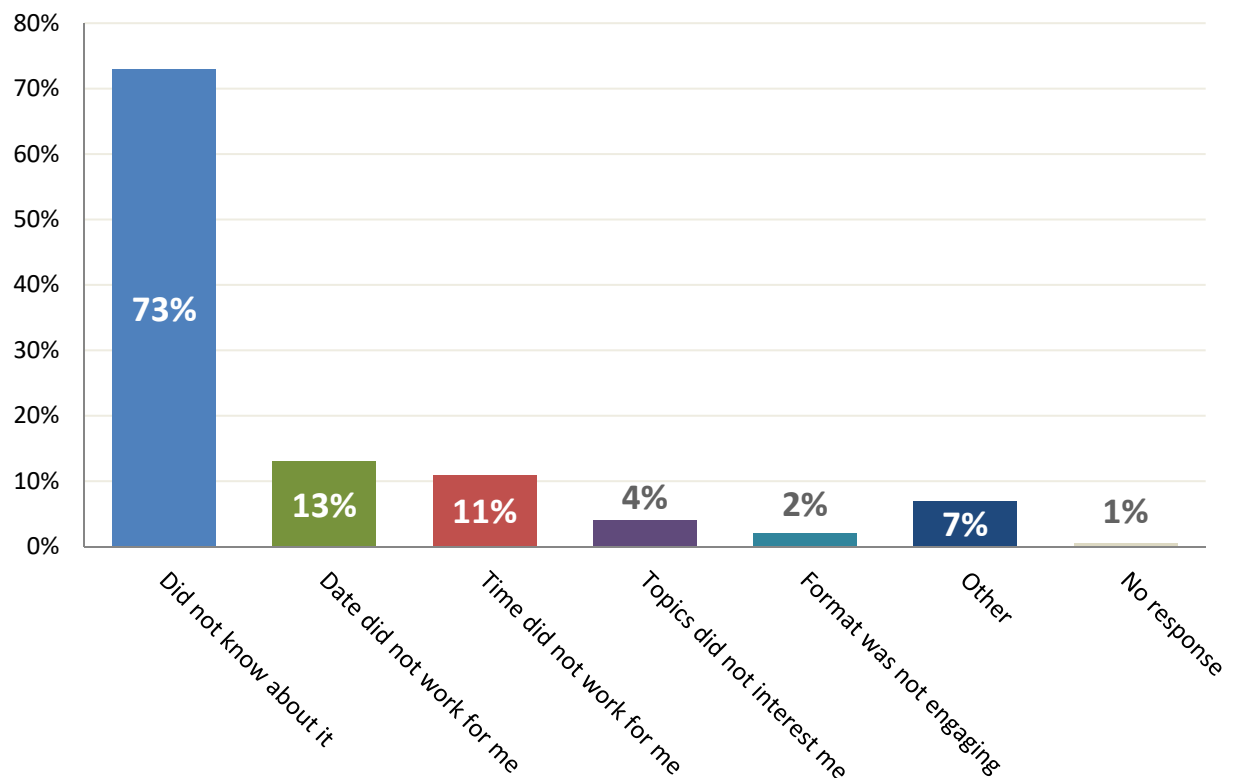
---

- Nearly three-quarters (73 percent) of respondents noted one of the reason they did not attend the DTES Plan Community was 'did not know about it'.
- For a modest number of respondents, the 'event date did not work' (13 percent) and/or the 'event time did not work' (11 percent).

### Results

---

Total respondents (188 responses)



Note: Respondents were asked to choose all responses that applied, thus percentages do not total 100.

## 5.5 Community Outreach & Engagement

---

Question 5c - If yes, how do you think the DTES Plan: Community Fair met the event's objectives?

### Snapshot

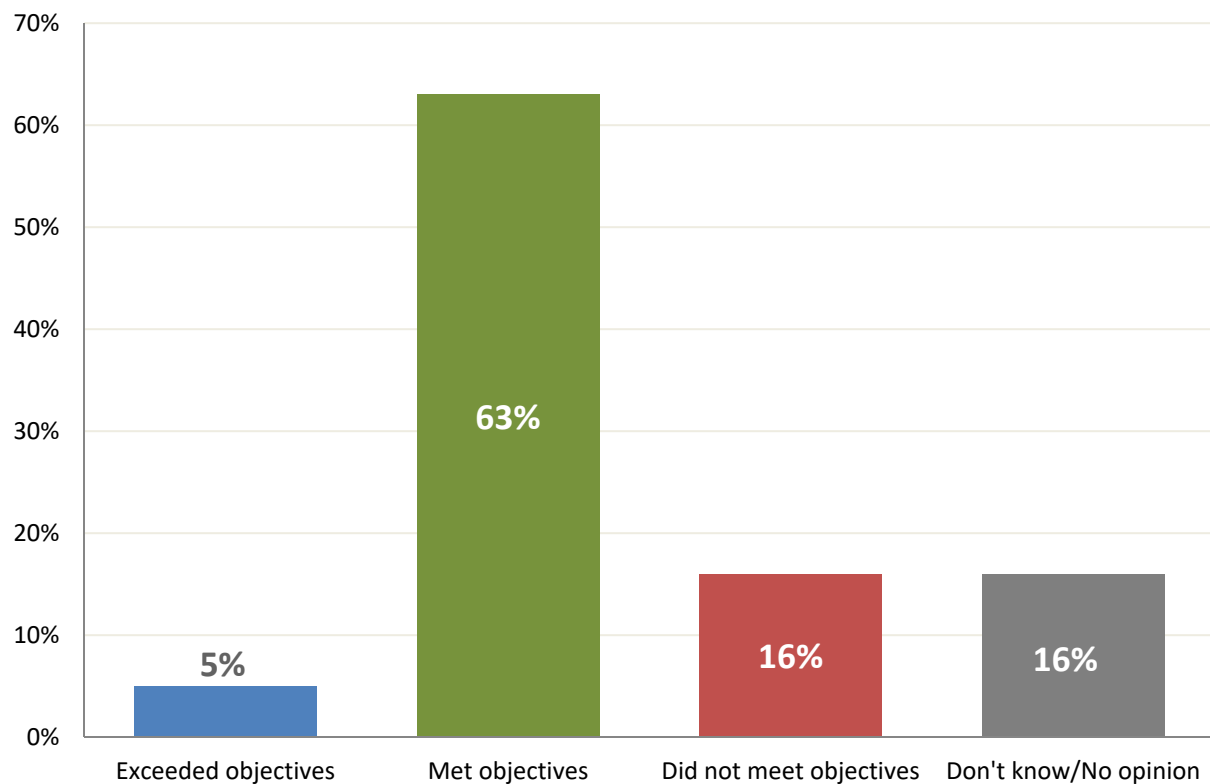
---

- Nearly two-thirds (63 percent) of respondents noted the DTES Plan Community Fair met the event's objectives
- A modest number (16 percent) of respondents noted the event did not meet its objectives

### Results

---

Total respondents (19 responses)





## 5.5 Community Outreach & Engagement

---

### Question 5d - What did you think about this community engagement format?

#### Main themes

---

Total respondents (46 responses)

- Generally positive response to the fair's format as a way to share information and engage with the community, particularly the: community discussion sessions, specifically as a safe space for dialogue and share differing views; and exhibition space to meet and chat with DTES groups, local artists and vendors.
- Desire for the event to be held on a weekend to encourage wider attendance.
- Suggestions for more extensive promotion and community engagement.
- Uncertainty expressed about outcome of the event.

#### Sample comments

---

- "I live in the area but work full time. Event should be held on a Saturday during the day."
- "People felt engaged, these activities are positive."
- "You will only hear from a few voices who have signed up for Talk Vancouver. Unfortunately, this is a small sample and does not represent the majority of stakeholders"
- "I like that it's got a variety of things taking place under one location. Set up workshops so people can correct, contradict and learn from each other."
- "The proof will be in the pudding. too often the "average" taxpaying community voice is unheard."
- "Loved it! It is so good to connect with people and hear about work challenges and the visions people have for the community. This is also such an important way to perceive way to perceive culture and history as well."
- "It was great to connect with city staff and community groups. Has this happened in other neighbourhoods? I think it's a great model."
- "It needs to be better publicized. I live and work in the area and didn't know about it."
- "More community members should be around less or equal service providers but there is a lack of people"
- "I thought it was successful"
- "Dumb"
- "Community fairs are good for the ego of those creating them and little else on a general basis. Better off to have one big barbeque per month for everyone for free"

## 5.6 Other Comments

---

### Question 6 - Please share anything else you would like to tell us.

#### Main themes

---

Total respondents (98 responses)

- Frustration expressed that the challenges of the Downtown Eastside are growing and intensifying greatly in recent years, particularly along East Hastings Street and in Oppenheimer Park.
- Significant concern over homelessness and lack of affordable rental housing, as well as the urgent need to address mental health and addiction issues, particularly the opioid crisis.
- Unease and fear expressed about safety, security, and crime in the Downtown Eastside, and desire for more neighbourhood policing.
- More street cleaning and public realm improvements, including: safe, accessible public washrooms; garbage cans, benches, and bus shelters.
- Concern expressed over neighbourhood gentrification, displacement of residents, local businesses, production spaces for artists, and loss of community.
- Mixed responses on locating more community mental health and addiction services, and social housing in the Downtown Eastside. Support expressed for adding more social support services and social housing, as well as concern over concentration of the same within the Downtown Eastside with desire for mixed-income housing.
- Desire for more effective government policies and programs, and greater coordination between different levels of government and between departments.
- More capacity-building programs, e.g. job training and support.
- Need for recreational and educational opportunities for youth and young women.

#### Sample comments

---

- “Address the social housing problem. While also understanding that not all homeless people want housing, so give it to those that do.”
- “I cannot stress enough that mental health and addiction services need to take the most prominent of places in any plan for the DTES. It must permeate every aspect of the plan and be top of mind in all approaches.”
- “For the DTES to be successful as a whole, the lives and voices of the vulnerable and marginalized must be at the forefront in the discussion and planning stages. For this to be a healthy area of the city, Vancouver must address the issues of physical safety, addiction, housing, racism, and affordable and healthy food (ie food desert) around Oppenheimer Park and Hastings.”

- “Vancouver was a beautiful city with a distinct and unique culture. The uncontrolled development combined with the drug issues and resulting homelessness (not all due to the drugs, I realize) have destroyed the soul of the city. The developers get away with constructing crap buildings and not contributing to the community at all (other than endless congestion caused by construction). The DTES is where everyone who has an issue gets herded and abandoned. The resources all seem to be earmarked for the “upscale” neighbourhoods - I don’t see any temporary housing going up in Kits or Kerrisdale.”
- “I have lived near/in the DTES for 4 years and the quality of public spaces has gotten worse. This affects all ages, income levels and cultures. It looks and smells like a garbage heap and a bathroom. Also- people struggle to get off drugs because all of the services are located in the same places. The modular housing is awesome- we need more here and around the city and metropolitan areas. We need more employment programs and we need more green spaces.”
- “I have lived in the area on Hastings for 20 years. I love living here. For the last 2 years it has got worse. I don’t want to leave Hastings street. I just wished I got more support from Police & the City”
- “The addition of Crosstown childcare is not enough to meet childcare needs. We live strathcona and do not fall into any of the VSOC priority neighbourhoods and therefore have not been able to secure full time childcare for our now 3 years old and have had to travel 30 min a day, one way, to burnaby for child care.”
- “...Sex Work is part of the DTES and pushing it deeper in to back alleys only leads to more risk to all involved. Having housing options that allow for sex work would provide a safe place for workers to bring Johns, it could create a protective community and much more well being. This isn’t a brothel or sex hotel, this is just a stigma free zone...The DTES isn’t a problem of one area, but of the whole city. I regularly see youth end up here, at first able bodied and capable of much more, but at some point a few bad breaks and a lack of affordable housing anywhere in the city pushes them deeper in to the DTES where quickly harder drugs take effect and leave them in a much worse situation than where they began. More needs to be done to address the housing crisis in this city as a whole, but dedicated rental housing, city wide, and dedicated low income housing in the DTES is a must. Finally, spreading out shelters around the city does have benefits, but at the end of the day the DTES is a community, and its residents need that community and its supports to function.”
- “There needs to be more regulation and planning with regards to ethical development...purchase of multiple buildings, many of which are now sitting empty and / or will only serve wealthy people who may not be part of the neighbourhood. He has displaced artists and important spaces that were an integral part of the community...”
- “It’s so very hard to see the suffering in this area and I wish there was more that local residents and all levels of government could do to address this.”

## 5.7 Demographics

---

### What is your connection to the Downtown Eastside?

#### Snapshot

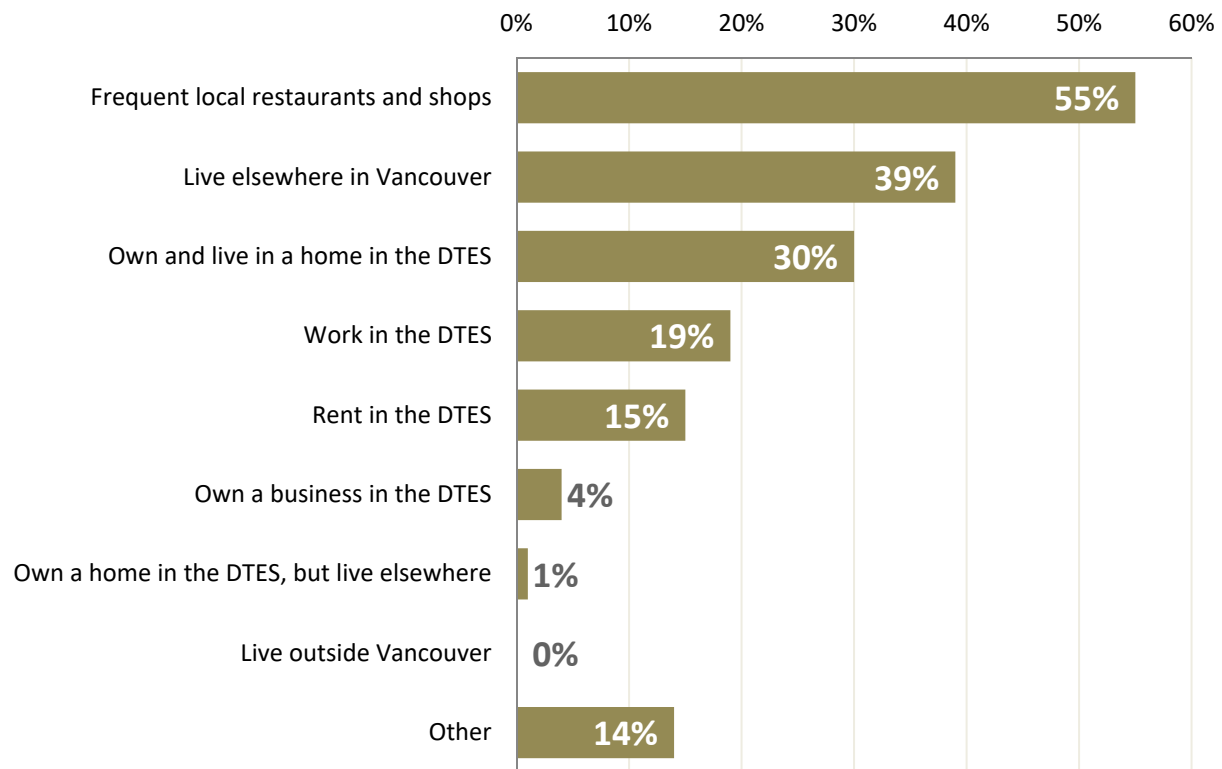
---

- Over half (55 percent) of respondents frequented local restaurants and shops
- Less than half (45 percent) of respondents lived in the DTES.
- Nearly a quarter (23 percent) of respondents worked in, or owned a business in the DTES.
- Twice as many homeowners responded (30 percent), compared to those who rent their home in the DTES (15 percent).
- 14 percent provided other responses, including lived in a housing co-op (in and outside of the DTES), volunteered in the DTES, worked and/or lived in adjacent neighbourhoods, commuting through the DTES.

#### Results

---

Total respondents (206 responses)



Note: Respondents were asked to choose all responses that applied, thus percentages do not total 100.

## 5.7 Demographics

---

Do you primarily identify as...?

### Snapshot

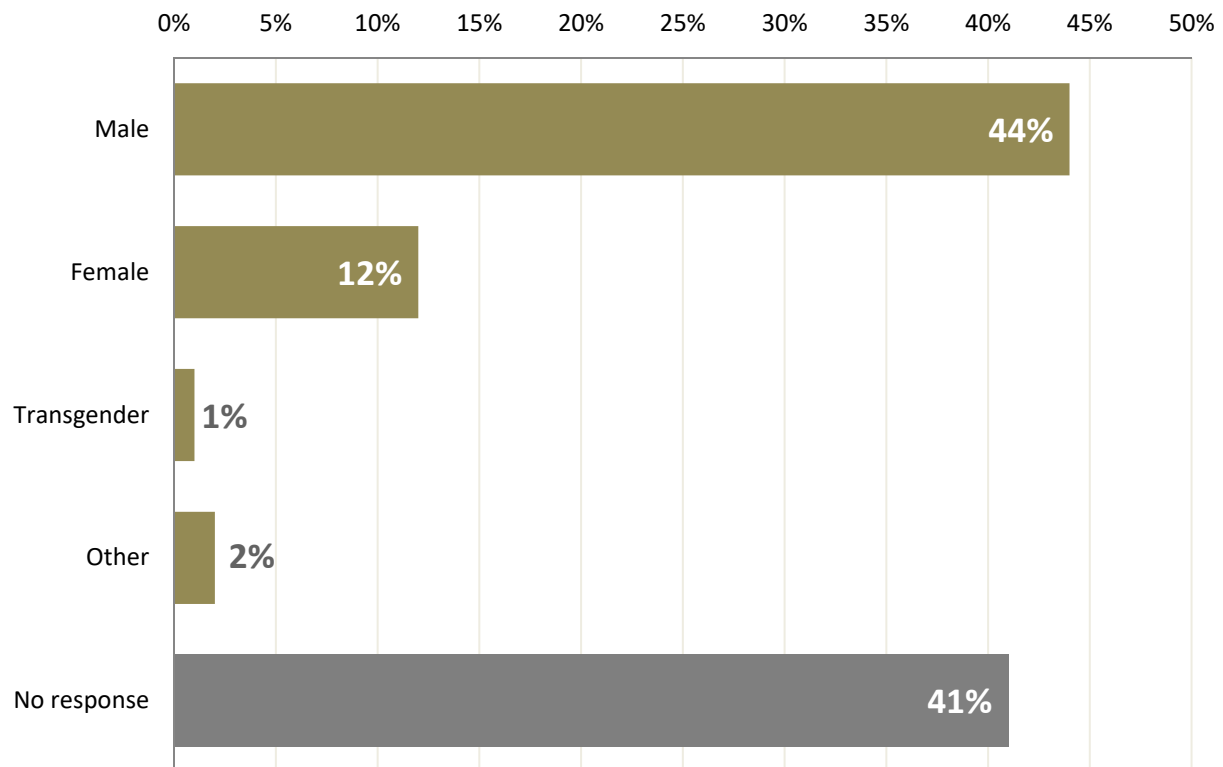
---

- Nearly half (44 percent) of respondents identified as male.

### Results

---

Total respondents (138 responses)



## 5.7 Demographics

---

How old are you?

### Snapshot

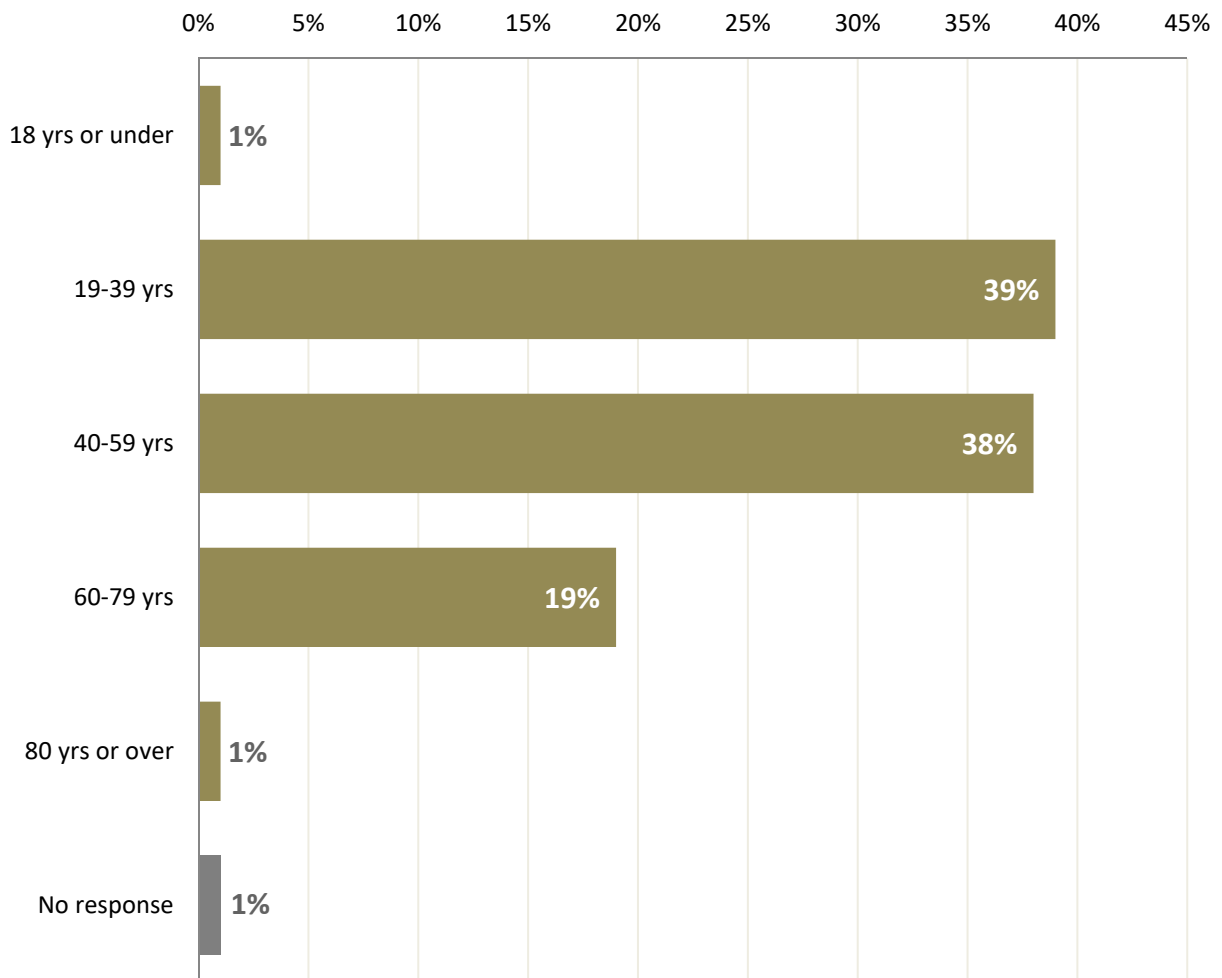
---

- Over three-quarter (77 percent) of respondents were between the ages of 19 and 59 years of age.
- A fifth (20 percent) of respondents were 60 years or older.

### Results

---

Total respondents (206 responses)



## 5.7 Demographics

---

What language did you first learn as a child and still understand today?

### Snapshot

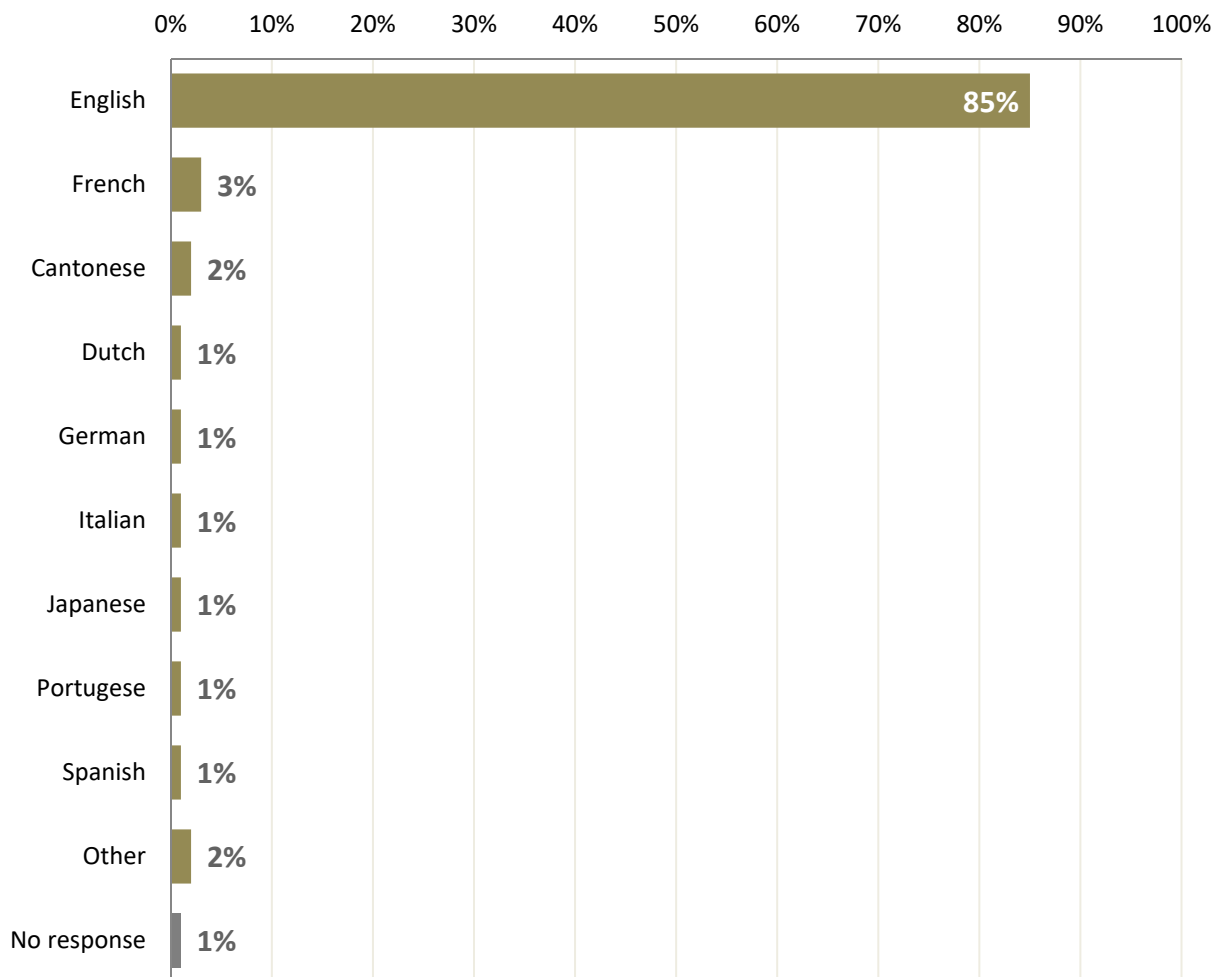
---

- The mother tongue for the majority (85 percent) of respondents was English, and French for a modest number (3 percent) of respondents.
- Of the other reported mother tongues, a slightly higher number (2 percent) spoke Cantonese as their mother tongue.

### Results

---

Total respondents (203 responses)



## 5.7 Demographics

---

Which category best describes your total household income (before taxes)?

### Snapshot

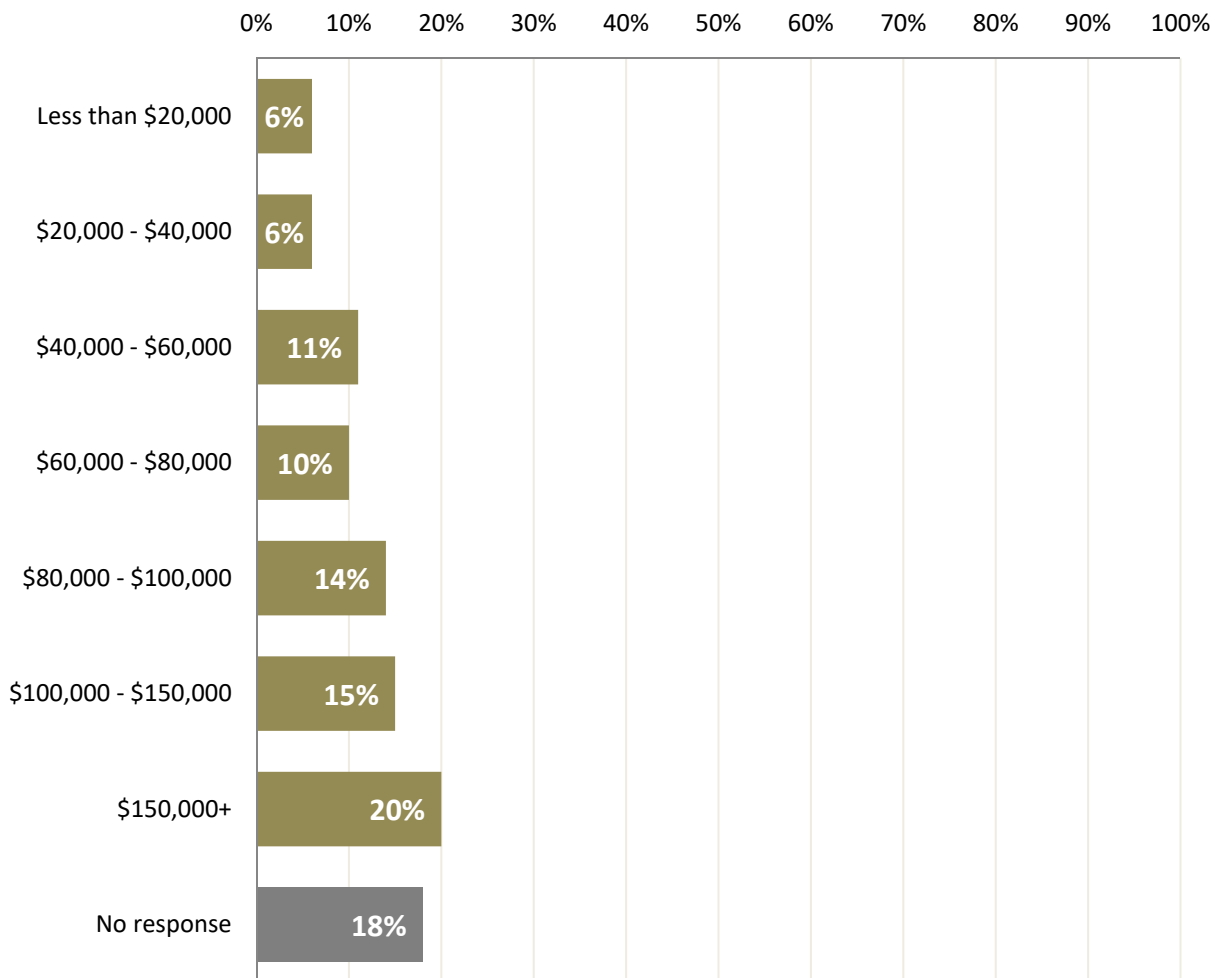
---

- Nearly half (49 percent) of respondents had a pre-tax household income of \$80,000 or more.
- A modest number (18 percent) of respondents reported a pre-tax household income of \$40,000 or less.

### Results

---

Total respondents (169 responses)





# Appendix 1

## Outreach and Engagement

The fair was broadly promoted through postering in the neighbourhood, and social media, e.g. City of Vancouver website, e-mail list-serv and channels. Posters advertising the fair were displayed throughout the DTES in local community centres and libraries. A local non-profit social enterprise was also employed to provide posters to all single occupancy hotels and neighbourhood bulletin boards in the DTES. The social media campaign was robust and included 16 facebook, instagram, and twitter posts that were viewed over 60,500 times. E-mail invitations and electronic posters were also sent to the 535 member DTES list-serve, including the four DTES business improvement associations to distribute to their members.

We invited members of the public to complete a questionnaire to share their thoughts and feedback on plan priorities for the next five year, and plan implementation to date. The questionnaire was available for a six week period between June 20 and July 31, 2019:

The questionnaire was widely distributed:

1. Physical copies:
  - DTES Plan: Community Fair (June 2019)
  - DTES planning team office
2. Electronic version:
  - E-mailed to the DTES list-serv (535 member e-mail distribution list of those who have signed up for DTES Plan updates)
  - E-mailed to the Talk Vancouver online community panel (1,500 members in the DTES and directly adjacent areas);
  - Shared on the DTES webpage ([vancouver.ca/dtes](http://vancouver.ca/dtes))
  - Shared on the City of Vancouver's Share your views webpage ([vancouver.ca/share-your-views.aspx](http://vancouver.ca/share-your-views.aspx))
  - Shared on social media (facebook, twitter, instagram)

# Appendix 2

## PROGRAMME

# DISCUSSION SESSIONS

## DTES PLAN: COMMUNITY FAIR SCHEDULE

JAPANESE LANGUAGE SCHOOL & HALL  
THURSDAY, 20 JUNE, 2019

### SESSION 1 | LARGE CLASSROOM - 4TH FLOOR

#### DTES PLAN IMPLEMENTATION — HOUSING & HOMELESSNESS

Staff from the City's Homelessness Services & Affordable Housing Program team will present a short update of DTES Plan implementation, as well as some of the challenges and opportunities moving forward. Come share your experience of the actions to date - what's working and what's not - and thoughts on priorities and opportunities for the next 5 years of plan implementation. The session will be informal and depending on turnout, participants should expect to participate in small group discussions.

#### SPEAKERS

**Allison Dunnet**, Policy Planner  
Homelessness Services & Affordable Housing  
City of Vancouver

**Celine Mauboules**, Director  
Homelessness Services & Affordable Housing  
City of Vancouver

### CONCURRENT SESSION 2A | LARGE CLASSROOM - 4TH FLOOR

#### LOCAL ECONOMY

The DTES Plan has guided policy interventions intended to improve the local economy, especially in under-served areas. The 6 panelists and moderator will share their experience working in the DTES implementing programs and initiatives that help revitalize the economy while responding to community needs.

#### SPEAKERS

**Johanna Li**, Manager  
Eastside Works and Embers Ventures

**Mark DeFrelas**, DTES resident,  
member Binners' Project, & DTES market

**Meg O'Ghea**, Program Manager,  
Thriving Vancouver & Small to Medium  
Enterprises, Vancouver Economic  
Commission

**Theo Lamb**, Executive Director  
Szechona Business Improvement  
Association

**Steve Johnston**, Executive Director  
Community Impact Real Estate

**Sonia Bruni**, DTES resident, member  
Binners' Project, & DTES market

**Wes Regan**, CED Planner, City of  
Vancouver (Moderator)

### CONCURRENT SESSION 2B | TATAMI ROOM - 5TH FLOOR

#### DTES CAPITAL GRANT PRIORITIES

Come to hear about City's grant funding in the DTES. Find out where and how the grants are allocated. Hear from Matthew Smedley - Executive Director & CEO of Mission Possible and Anna Goddard - Co-founder & Director of Binners' Project of their experiences applying for the grant, benefits gained and lessons learned. Provide us with comments about the DTES grant program. Where can we improve? How do you wish to be involved?

#### SPEAKERS

**Anna Goddard**, Co-founder & Director  
The Binners' Project

**Eric Kowalski**, Social Planner  
City of Vancouver

**Matthew Smedley**, Executive Director & CEO  
Mission Possible

**Wesley Joe**, Policy Planner  
City of Vancouver

### SESSION 3 | LARGE CLASSROOM - 4TH FLOOR

#### HEALING & WELLNESS IN THE DTES

The Downtown Eastside neighbourhood is home to many organizations, individuals, and groups dedicated to help individuals and community heal and strive for wellness in many forms. This panel will hone in on aspects of healing and wellness that the City of Vancouver has been focused on improving as part of the implementation of the DTES Plan: indigenous self-determination, sex worker safety, and mental health, substance use and drug poisoning.

#### SPEAKERS

**Allen Lindzey**, Manager of Indigenous Cultural  
Services, RainCity Housing

**April Sumner-Freitag**, Social Planner  
City of Vancouver

**Kathy Nahanee**, Cultural Liaison  
RainCity Housing

**Norm Leech**, Executive Director  
Vancouver Aboriginal Policing Centre

**Sheldis Kastor**, Project Coordinator, Sex Workers  
Solidarity Network, Board Member,  
Western Aboriginal Harm Reduction Society

### THE DTES PLAN TURNS FIVE!

Approved in 2014, the Downtown Eastside Plan is a 30-year vision for the neighbourhood that strives to maintain the uniqueness of the Downtown Eastside while revitalising the area without displacing residents. Implementation of the actions and directions of the Plan continues to be a collective effort between various community groups, non-profit organisation, other levels of government, and City departments. Today's DTES Plan Community Fair gives us a chance to take stock of the Plan's impact to date and have a conversation about our priorities moving forward.

TIME	MAIN HALL Ground Floor	LARGE CLASS ROOM 4th Floor	TATAMI ROOM 5th Floor
10:00 - 11:00 am	Welcome & Acknowledgement		
11:00 am - 12:30 pm		Discussion Session 1: Housing & Homelessness	
12:30 - 1:45 pm	Lunch		
1:45 - 3:15 pm	Community Exhibition, Activity, & Demonstration Space	Discussion Session 2A: Local Economy	Discussion Session 2B: DTES Capital Grant Priorities
3:15 - 3:30 pm		Break	
3:30 - 5:00 pm		Discussion Session 3: Healing & Wellness in the DTES	
5:00 - 5:30 pm	Closing Remarks		

Note: A wellness space/quiet room is located on the 3rd floor adjacent to the stairwell

### SHARE YOUR THOUGHTS

There are a variety of ways for you to let us know what you think. Please take a look at the information boards, chat with staff, a join discussion session, fill out a questionnaire, or provide your comments on sticky notes on one of our information boards in the main Hall.

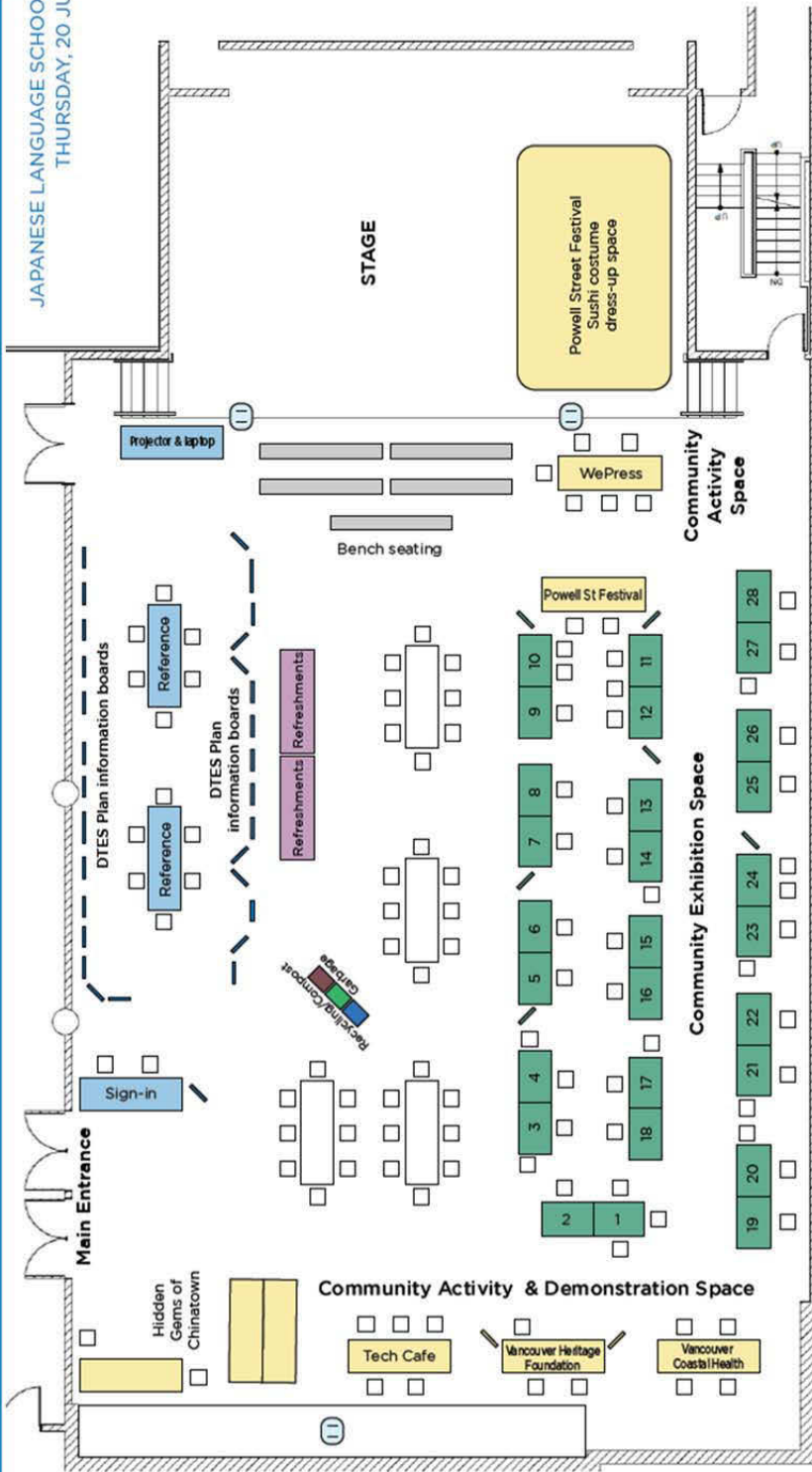
- Your feedback today will be used to:
- Report back to Council in 2020 on Plan implementation progress;
  - Help us prioritise Downtown Eastside grant funding for the next five years;
  - Understand the impact of the Plan's strategies to date, and consider any improvements moving forward.

**VISIT VANCOUVER.CA/DTES FOR MORE INFORMATION  
AND TO JOIN OUR MAILING LIST**

# DTES PLAN: COMMUNITY FAIR | MAIN HALL



JAPANESE LANGUAGE SCHOOL & HALL  
THURSDAY, 20 JUNE, 2019



ALEXANDER STREET

## LEGEND

- DTES PLAN INFORMATION BOARDS
- COMMUNITY ACTIVITY & DEMONSTRATION SPACE
- COMMUNITY EXHIBITION SPACE  
(See numbering for non-profit organisations)
- REFRESHMENTS

## COMMUNITY EXHIBITION SPACE

1. Vancouver Co-operative Radio
2. Heritage Vancouver Society
3. Mission Possible
4. ACCESS - Aboriginal Community Career Employment Services Society
5. EMBERS - Eastside Movement for Business & Economic Renewal Society
6. Eastside works & staffing solutions
7. CleanStart BC
8. Creative Coworkers

## COMMUNITY ACTIVITY SPACE

9. Strathcona Artisan Market
10. Strathcona Community Centre Association
11. Saa-ust Centre
12. Aboriginal Front Door
13. Our Place
14. Metro Vancouver Aboriginal Executive Council
15. BC Poverty Reduction Coalition Community Action Network
16. RayCam Renew
17. Vancouver Community Coalition Against Prohibition & Overdose

## COMMUNITY EXHIBITION SPACE

18. Salvation Army Harbour Light bc211
19. John Howard Society of the Lower Mainland
20. Lookout Housing and Health Society
21. Bloom Group Community Services Society
22. WISH Drop-in Centre Society
23. PACE Society
24. PHS Community Services Society
25. Pacific Association of First Nations Women
26. Downtown Eastside Neighbourhood House
27. Vancouver Japanese Language School & Hall
- 28.