

Science – Year 1/2A Spring 2

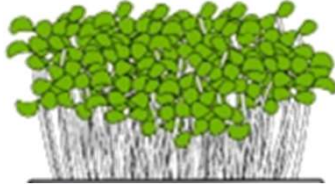
Plants

Growing Things

Session 4

Resource Pack

How to make **My Cress Head**



You will need:

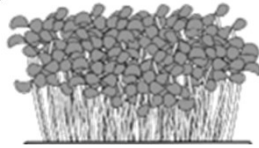
An egg shell or yogurt pot
Cotton wool
Water
Cress seeds
Googly eyes
Pen
Glue



1. Stick googly eyes onto your pot or draw with a pen.
2. Fill your empty yoghurt pot or egg shell with cotton wool.
3. Leave some space at the top so the seeds don't fall out.
4. Pour in a little water until the cotton wool is damp but not soaked with water.
5. Sprinkle the cress seeds over the cotton wool.
6. Leave your cress head in a warm, sunny position and wait for the hair to grow. If you're using an empty egg shell then the egg box is an ideal stand.



My Cress Head



How is it growing?

Today the date is:
and my cress looks like this:

In three days I think my cress will...

Today the date is:
and my cress looks like this:

In three days I think my cress will...

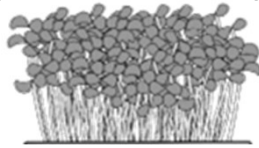
Today the date is:
and my cress looks like this:

In three days I think my cress will...

Today the date is:
and my cress looks like this:

In three days I think my cress will...

Our Cress Head



**in the
cupboard!**

How is it growing?

Today the date is:
and the cupboard cress looks like this:

In three days I think it will...

Today the date is:
and the cupboard cress looks like this:

In three days I think it will...

Today the date is:
and the cupboard cress looks like this:

In three days I think it will...

Today the date is:
and the cupboard cress looks like this:

In three days I think it will...



The Seed Song



*Sing to the tune of Bobby Shafto.
Can you decide together on some actions for each verse?*

We're farmers come to scatter the seed, scatter the seed, scatter the seed.
We're farmers come to scatter the seed, over the soil so brown.

The seeds need sun, the seeds need sun
Over again – over again,
The seeds need sun, the seeds need sun
Or they won't start to grow.

The seeds need rain, the seeds need rain,
Over again, over again.
The seeds need rain, the seeds need rain
Or they won't start to grow.

Up come the green shoots peeping through
First one by one, then two by two
Up come the green shoots peering through
Under the sky so blue.

Then the cress grows very strong
Very strong, very strong.
Then the cress grows very strong
Under the sky so blue.

We cut the cress and eat it up
Eat it up, eat it up.
We cut the cress and eat it up
Under the sky so blue.