



MAGNITE





THE FUTURE IS BOLD

You're on your way and you know where you're going. With its muscular lines and dynamic design, the new Nissan MAGNITE will get you there in style. There's a bold future waiting. Get in and take control.

YOU'RE ON YOUR WAY. LOOK THE PART.

You're making your mark on the world: The new Nissan MAGNITE is your perfect match. A powerful front grille framed by LED Daytime Running Lamps and side steps signal your intentions beautifully. And that's just the start.



FIRST-IN-SEGMENT BI-PROJECTOR LED HEADLAMPS WITH LED TURN INDICATOR

The way ahead is always crystal clear with first-in-segment Bi-Projector LED Headlamps - and with the new Nissan MAGNITE'S LED Turn Indicators, direction changes are too.

DOMINATING FRONT GRILLE

The commanding and dynamic front chrome grille announces your arrival in confident style.

L-SHAPED LED DAYTIME RUNNING LAMPS WITH LED FOG LAMPS

You know precisely where you're going - wherever you choose to go. L-Shaped Daytime Running Lamps (DRLs) and LED fog lamps ensure the path ahead is always effortlessly illuminated.



ROOM TO MOVE

A best-in-class 700 mm couple seat distance, along with its generous interior space, mean every journey in the Nissan MAGNITE takes place in the comfort you deserve. And you deserve the best.

700 mm



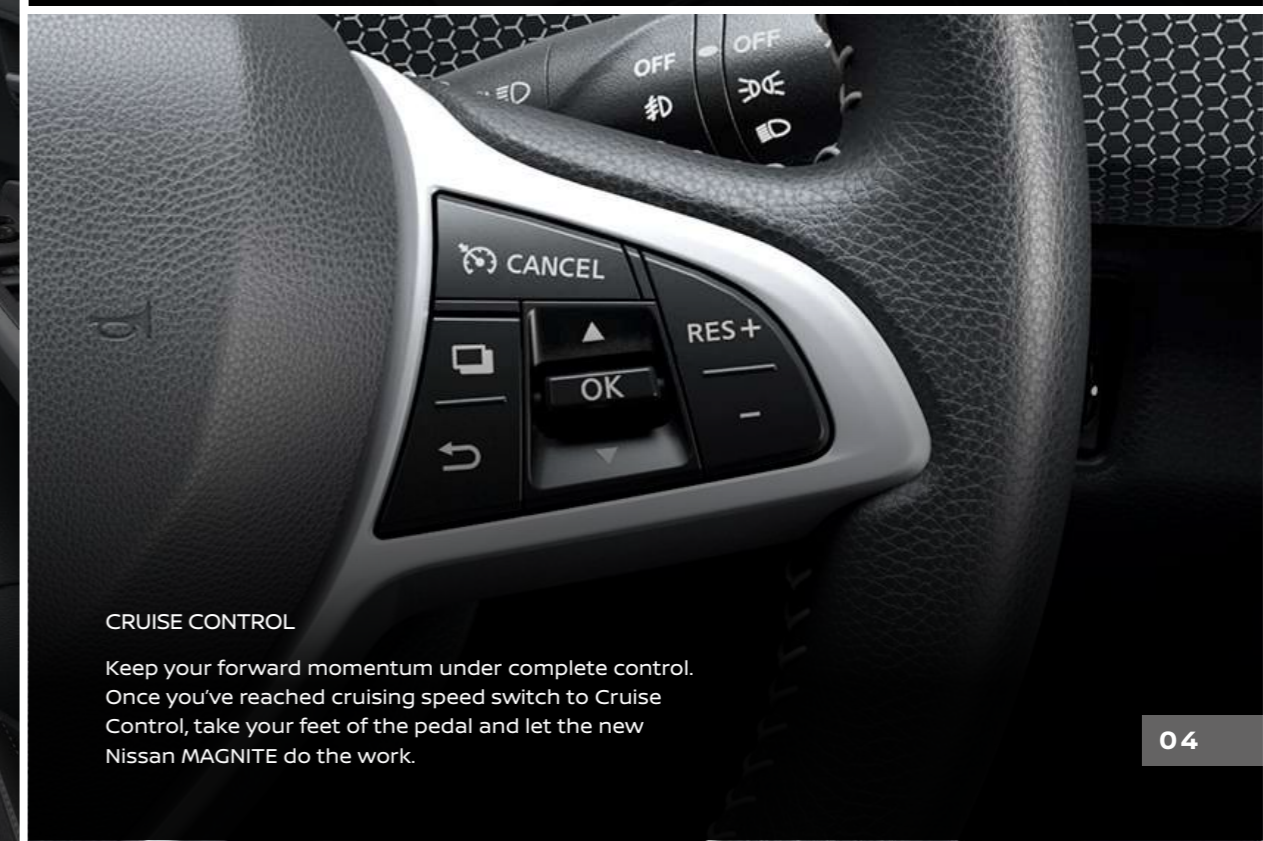
BEST-IN-CLASS COCKPIT INTERFACE DESIGN

The new Nissan MAGNITE keeps you constantly updated, front and centre, with a superior cockpit interface design. The centre-stack's 5 degree tilt allows for maximum access to the centre console without diverting focus from the road.



FIRST-IN-SEGMENT HRA0 X-TRONIC CVT

The new Nissan MAGNITE'S X-Tronic CVT transmission provides a silky smooth performance with optimum fuel economy, whether you're negotiating heavy traffic or opening up on the highway. Also available in manual transmission.



CRUISE CONTROL

Keep your forward momentum under complete control. Once you've reached cruising speed switch to Cruise Control, take your feet off the pedal and let the new Nissan MAGNITE do the work.



INNOVATION ON THE MOVE

Continuing the legacy of tech ingenuity at Nissan, the new Nissan MAGNITE is packed with advanced innovations to make every experience more efficient, easier and, of course, more enjoyable. The world doesn't stand still, and neither should your progress.



WELCOME ANIMATION



ADVANCED DRIVE ASSIST DISPLAY



FUEL HISTORY



TYRE PRESSURE MONITOR

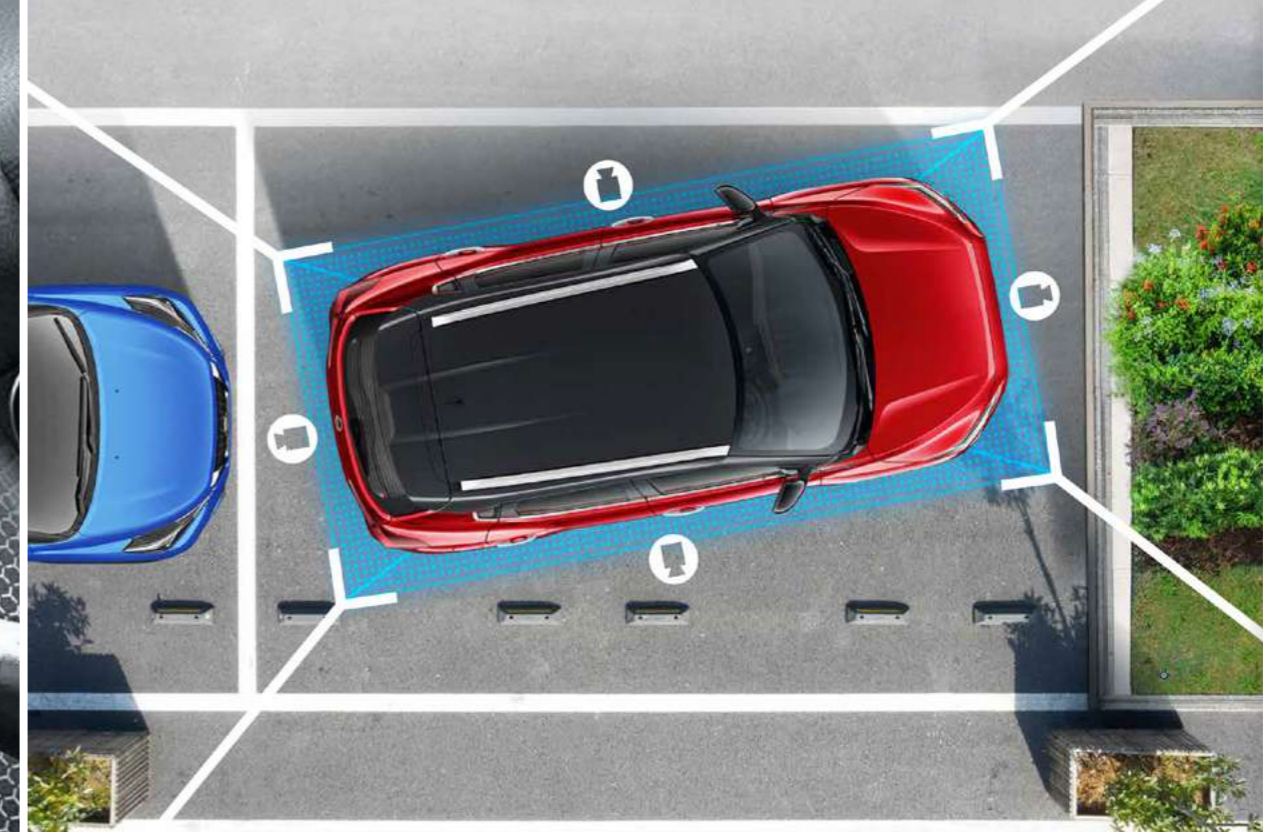
FIRST-IN-SEGMENT ADVANCED DRIVE ASSIST DISPLAY

Monitor all the vehicle, driving and safety information you need – and much more – on the easy-to-use, fully digital 7-inch TFT display.



FIRST-IN-SEGMENT WIRELESS CONNECTIVITY TO ANDROID AUTO & APPLE CARPLAY

Whether you're navigating the roads or getting your groove on, stay connected wirelessly to Android Auto & Apple CarPlay and the new Nissan MAGNITE's full flush 8-inch touchscreen. You're in control without missing a beat.



BIRD'S EYE & FRONT VIEW



FRONT/REAR & SIDE VIEW



BIRD'S EYE & REAR VIEW

FIRST-IN-SEGMENT AROUND VIEW MONITOR

Parking guesswork is now a thing of the past. With a 360° bird's eye view of your surroundings with the first-in-segment Around View Monitor, you know exactly where you're going at all times.



10L GLOVE BOX



REAR ARMREST WITH CUPHOLDERS AND MOBILE HOLDER



REAR AC VENTS



HEIGHT ADJUSTABLE SEATS



CONSOLE AREA STORAGE SPACE



LOAD UP ON STORAGE

336 litres of cargo space makes packing extra for those away trips a breeze. And thoughtful utility storage spaces mean you can sit back and enjoy every journey without a care in the world – you've got places to be; the new Nissan MAGNITE will get you there effortlessly.

HILL START ASSIST

With the new Nissan MAGNITE there's no going back – particularly on uphill inclines. Hill Start Assist ensures your progress to the top is steady and sure and eliminates any chance of rolling back.



REAR WINDOW DEFOGGER



KEYLESS ENTRY



HYDRAULIC BRAKE BOOST

Being prepared for the unexpected is essential on any journey. The new Nissan MAGNITE with Hydraulic Brake Boost ensures you won't lose control in an emergency braking situation – and that you're prepared for any eventuality.



DUAL AIRBAGS

Standard dual airbags for driver and passenger provide increased safety and protection.



WITH ANTI-ROLL BAR

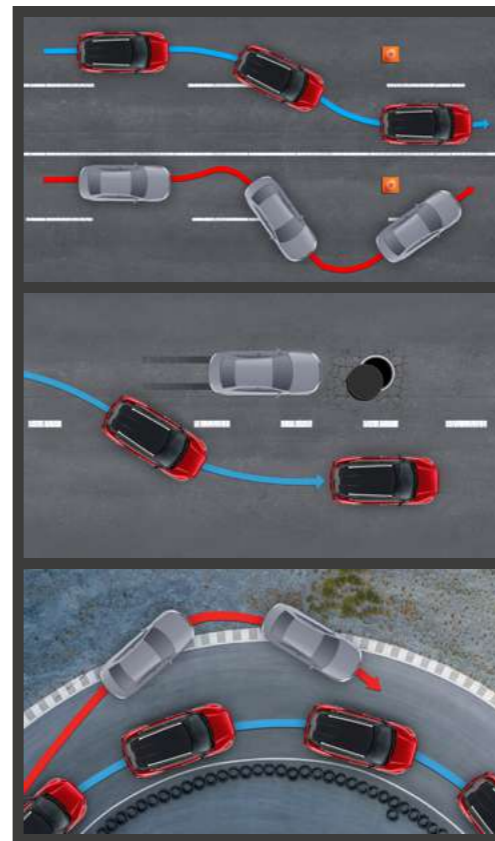


WITHOUT ANTI-ROLL BAR



MOVE FORWARD WITH CONFIDENCE

No matter where you go and no matter the driving conditions, the new Nissan MAGNITE is designed to get you there in complete safety.



VEHICLE DYNAMIC CONTROL

Equipped with Vehicle Dynamic Control (VDC), the all new Nissan Magnite takes instant control on challenging terrains, rough roads and sharp curves.

ANTI-LOCK BRAKING SYSTEM (ABS) WITH ELECTRONIC BRAKE-FORCE DISTRIBUTION (EBD)

These two intuitive safety systems minimise any threats of unexpected road conditions and events.

TRACTION CONTROL SYSTEM

You're always in control of tough situations such as slippery and loose terrain. The Traction Control System applies maximum traction to avoid wheelspin.



THE POWER TO PROGRESS

At the core of the new Nissan MAGNITE is a powerful heart that beats with purpose courtesy of the revolutionary engines. Maximum power, maximum torque, maximum fuel efficiency. The way forward.

POWERFUL AND EFFICIENT 1.0L ENGINES

The power of the 1.0l Turbo engine delivers 74kW of seamless and robust performance, while the naturally aspired BR10 engine is efficient in all driving conditions.



BIG ON PERFORMANCE EZ-SHIFT

Experience the true joy of driving. Switch from manual to automatic, and back again in a moment. The EZ-Shift technology automatically assesses driving conditions to give you the perfect drive whether you are in bumper to bumper rush hour or cruising down the highway.

FUEL ECONOMY

With the aerodynamic design and excellent fuel efficiency, the Nissan MAGNITE will take you further, no matter the journey.



THE BLACK BEAUTY!

Elegant, refined, stylish, and of course Big Bold Beautiful. The Nissan Magnite Kuro has been specially designed to make a statement wherever you go. The all-black interior and exterior, the dominating grille, the aggressive design and premium features have all been designed to underline your presence while expressing your individuality.

MAGNITE KURO EDITION



DARK AS THE NIGHT

Drive in a style that reflects your personality. The dark tones of the Nissan Magnite Kuro with its understated sophistication is the perfect complement to the one who has the drive to stand out.

BOLD, INSIDE OUT. From black alloy when to the aggressive grille to the unique KURO badging, the Nissan Kuro has a dominating presence on the road.

MAGNITE KURO EDITION





CUSTOMER SERVICE PROMISE



Service with a Value



Service with Trust



Sustainable Future


NISSAN

For more information visit:

<https://www.nissan.co.za/owners/nissan-service-promise.html>

MAKE A BOLD STATEMENT

You're on your way. How you get there makes all the difference, and it pays to look the part. Nissan Approved Accessories give you a choice of personalisation options for your new Nissan MAGNITE, ensuring your vehicle is as distinctive as you are. Specifically designed to precisely fit your new Nissan MAGNITE, and manufactured to the highest quality standards, Nissan Approved Accessories ensure optimal vehicle performance in support of your vehicle Warranty.



BODY GRAPHICS



FRONT CHROME GARNISH




SIDE STEP



WIRELESS CHARGER



SPLASH GAURDS



TAIL GATE ENTRY GUARD

YOUR JOURNEY, YOUR STYLE.

Choose from 6 exclusive body colours for the new Nissan MAGNITE. Whether you're bold and dynamic or cool and sophisticated, there's one that's your perfect style.



Flare Garnet Red / Onyx Black - XEF



Vivid Blue / Onyx Black - XJK



Storm White - QM1



Pearl White / Onyx Black - XCC



Blade Silver - K23



Blade Silver / Onyx Black - XBF




*ACCESSORISED VEHICLE SHOWN

Model	Unit of Measure	1.0 Visia 5MT	1.0 Acenta 5MT	1.0 Visia EZ-Shift	1.0 Acenta EZ-Shift	1.0 Acenta Plus EZ-Shift	1.0T Visia 5MT	1.0T Acenta 5MT	1.0T KURO Edition 5MT	1.0T Acenta CVT	1.0T KURO Edition CVT	1.0T Acenta Plus CVT
ENGINE												
Engine displacement	cc	999	999	999	999	999	999	999	999	999	999	999
Number of cylinders		3	3	3	3	3	3	3	3	3	3	3
Maximum power	kw @ rpm	53 @ 6250	53 @ 6250	53 @ 6250	53 @ 6250	53 @ 6250	74 @ 5000	74 @ 5000	74 @ 5000	74 @ 5000	74 @ 5000	74 @ 5000
Maximum torque	Nm @rpm	96 @ 3500	96 @ 3500	96 @ 3500	96 @ 3500	96 @ 3500	160 @ 2800-3600	160 @ 2800-3600	160 @ 2800-3600	152 @ 2200-4400	152 @ 2200-4400	152 @ 2200-4400
Top speed	km/h	150	150	150	150	150	173	168	173	168	168	168
Fuel type		Petrol	Petrol	Petrol	Petrol	Petrol	Petrol	Petrol	Petrol	Petrol	Petrol	Petrol
Fuel tank capacity	ℓ	40	40	40	40	40	40	40	40	40	40	40
Fuel consumption: Combined	ℓ/100km	5,9	5,9	5,9	5,9	5,9	5,3	5,3	5,3	6,0	6,0	6,0
Push start button		-	Standard	-	Standard	Standard	-	Standard	Standard	Standard	Standard	Standard
CO2 emissions - combined	g/km	140,15	140,15	140,15	140,15	140,15	125,49	125,49	125,49	142,42	142,42	142,42
TRANSMISSION & DRIVE TRAIN												
Transmission		5-speed manual	5-speed manual	AMT	AMT	AMT	5-speed manual	5-speed manual	5-speed manual	CVT	CVT	CVT
Gear ratio	1st	4,091	4,091	4,091	4,091	4,091	3,727	3,727	3,727	4.006 - 0.5500	4.006 - 0.5500	4.006 - 0.5500
	2nd	2,263	2,263	2,611	2,611	2,611	1,957	1,957	1,957			
	3rd	1,393	1,393	1,704	1,704	1,704	1,233	1,233	1,233			
	4th	1,081	1,081	1,081	1,081	1,081	0,903	0,903	0,903			
	5th	0,791	0,791	0,744	0,744	0,744	0,689	0,689	0,689			
	Reverse	3,550	3,550	3,546	3,546	3,546	3,546	3,546	3,546	3,771	3,771	3,771
	Final drive	4,920	4,920	4,923	4,923	4,923	4,214	4,214	4,214	3,754	3,754	3,754
Driven wheels		2WD	2WD	2WD	2WD	2WD	2WD	2WD	2WD	2WD	2WD	2WD
CHASSIS												
Suspension front		Mac Pherson strut with Lower Transverse link	Mac Pherson strut with Lower Transverse link	Mac Pherson strut with Lower Transverse link	Mac Pherson strut with Lower Transverse link	Mac Pherson strut with Lower Transverse link	Mac Pherson strut with Lower Transverse link	Mac Pherson strut with Lower Transverse link	Mac Pherson strut with Lower Transverse link	Mac Pherson strut with Lower Transverse link	Mac Pherson strut with Lower Transverse link	Mac Pherson strut with Lower Transverse link
Suspension rear		Twin tube telescopic shock absorber	Twin tube telescopic shock absorber	Twin tube telescopic shock absorber	Twin tube telescopic shock absorber	Twin tube telescopic shock absorber	Twin tube telescopic shock absorber	Twin tube telescopic shock absorber	Twin tube telescopic shock absorber	Twin tube telescopic shock absorber	Twin tube telescopic shock absorber	Twin tube telescopic shock absorber
Stabilizer bar		Standard	Standard	Standard	Standard	Standard	Standard	Standard	Standard	Standard	Standard	Standard
WEIGHTS & DIMENSIONS												
Gross Vehicle Mass (GVM)	kg	1394	1394	1399	1399	1399	1461	1461	1461	1485	1485	1485
Overall length	mm	3995	3995	3995	3995	3995	3995	3995	3995	3995	3995	3995
Overall width without mirrors	mm	1758	1758	1758	1758	1758	1758	1758	1758	1758	1758	1758
Overall height (Unladen)	mm	1571	1571	1571	1571	1571	1571	1571	1571	1571	1571	1571
Wheelbase	mm	2500	2500	2500	2500	2500	2500	2500	2500	2500	2500	2500
Track (Tread) : front / rear	mm	1536/1535	1536/1535	1536/1535	1536/1535	1536/1535	1536/1535	1536/1535	1536/1535	1536/1535	1536/1535	1536/1535
Overhang: front / rear	mm	791/704	791/704	791/704	791/704	791/704	791/704	791/704	791/704	791/704	791/704	791/704
Ground Clearance	mm	205	205	205	205	205	205	205	205	205	205	205
Turning Radius (curb to curb)	m	5	5	5	5	5	5	5	5	5	5	5
Maximum roof load	kg	50	50	50	50	50	50	50	50	50	50	50
Luggage Capacity VDA	ℓ	336	336	336	336	336	336	336	336	336	336	336
WHEELS & TYRES												
Wheel size & type		16" steel	16" Machined Alloy- 2 Tone	16" steel	16" Machined Alloy- 2 Tone	16" Machined Alloy- 2 Tone	16" steel	16" Machined alloy 2 Tone	16" Machined Black alloy	16" Machined alloy 2 Tone	16" Machined Black alloy	16" Machined alloy 2 Tone
Wheel dimensions		195/60R16	195/60R16	195/60R16	195/60R16	195/60R16	195/60R16	195/60R16	195/60R16	195/60R16	195/60R16	195/60R16
Spare tyre		Full size	Full size	Full size	Full size	Full size	Full size	Full Size	Full Size	Full Size	Full Size	Full Size

Model	Unit of Measure	1.0 Visia 5MT	1.0 Acenta 5MT	1.0 Visia EZ-Shift	1.0 Acenta EZ-Shift	1.0 Acenta Plus EZ-Shift	1.0T Visia 5MT	1.0T Acenta 5MT	1.0T KURO Edition 5MT	1.0T Acenta CVT	1.0T KURO Edition CVT	1.0T Acenta Plus CVT
SAFETY AND SECURITY												
Dual Front Airbags		Standard	Standard	Standard	Standard	Standard	Standard	Standard	Standard	Standard	Standard	Standard
3 Point Driver Seat Belts with Pretensioner & Load limiter		Standard	Standard	Standard	Standard	Standard	Standard	Standard	Standard	Standard	Standard	Standard
3 Point Passenger Seat Belts with Pretensioner & Load limiter		Standard	Standard	Standard	Standard	Standard	Standard	Standard	Standard	Standard	Standard	Standard
Anti-lock Braking System (ABS)		Standard	Standard	Standard	Standard	Standard	Standard	Standard	Standard	Standard	Standard	Standard
Electronic Brake-force Distribution (EBD)		Standard	Standard	Standard	Standard	Standard	Standard	Standard	Standard	Standard	Standard	Standard
Hydraulic Brake Assist (HBA)		-	-	-	-	-	Standard	Standard	Standard	Standard	Standard	Standard
Vehicle Dynamic Control (VDC)		-	-	-	-	-	Standard	Standard	Standard	Standard	Standard	Standard
Traction Control System		-	-	-	-	-	Standard	Standard	Standard	Standard	Standard	Standard
Hill Start Assist (HSA)		-	-	-	-	-	Standard	Standard	Standard	Standard	Standard	Standard
ISOFIX child seat anchorage		-	Standard	-	Standard	Standard	Standard	Standard	Standard	Standard	Standard	Standard
Immobiliser + Alarm		Standard	Standard	Standard	Standard	Standard	Standard	Standard	Standard	Standard	Standard	Standard
Rear Parking Camera		-	Standard	-	Standard	Standard	-	Standard	Standard	Standard	Standard	-
Around View Monitor		-	-	-	-	Standard	-	-	-	-	-	Standard
Rear Parking sensors		Standard	Standard	Standard	Standard	Standard	Standard	Standard	Standard	Standard	Standard	Standard
SERVICE & WARRANTY												
Service plan		3 year/30 000 km	3 year/30 000 km	3 year/30 000 km	3 year/30 000 km	3 year/30 000 km	3 year/30 000 km	3 year / 30 000 km	3 year / 30 000 km	3 year / 30 000 km	3 year / 30 000 km	3 year / 30 000 km
Service intervals		10 000 km	10 000 km	10 000 km	10 000 km	10 000 km	10 000 km	10 000 km	10 000 km	10 000 km	10 000 km	10 000 km
Warranty		6 year / 150 000 km	6 year / 150 000 km	6 year / 150 000 km	6 year / 150 000 km	6 year / 150 000 km	6 year / 150 000 km	6 year / 150 000 km	6 year / 150 000 km	6 year / 150 000 km	6 year / 150 000 km	6 year / 150 000 km

DIMENSIONS



- A: Wheelbase:**
2 500 MM
- B: Overall length:**
3 995 MM
- C: Overall width:**
1 758 MM
- D: Overall height:**
1 571 MM



Nissan's commitment to the environment

Nissan's environmental philosophy embraces people, vehicles and nature. In the pursuit of a sustainable mobile society, the Nissan Green Program aims to reduce the environmental impact of Nissan vehicles at every stage of the vehicle life cycle, while corporate activities address environmental challenges.

Legal Notice

Every effort has been made to ensure that the content of this brochure is correct at the time of going to print. This brochure has been produced featuring prototype or accessorised vehicles exhibited at motor shows and, in accordance with the company's policy of continuously improving its products, Nissan South Africa reserves the right to change the specification and the vehicles described and shown in this brochure at any time. Nissan Dealers will be informed of any such modifications as quickly as possible. Please check with your local Nissan Dealer to receive the most up-to-date information. Due to the limitations of the printing processes used, the colours shown in this brochure may differ slightly from the actual colours of the paint and interior trim materials used. All rights reserved. Reproduction in whole or part of this brochure without the written permission from Nissan is forbidden. Quoted fuel consumption and emission values have been established using the prescribed method of measurement (United Nations Economic Commission for Europe "ECE" Regulation R101 in the current version) as required under current legislation. This data does not pertain to the specific vehicle and does not comprise part of the offer, but is supplied for the purpose of comparison between the various types of vehicles, in accordance with 1999/94/EC. Driving behaviour / conditions and other non-technical factors contribute towards a vehicle's fuel consumption and CO₂ emissions over and above the determined fuel efficiency of a vehicle.

NISSAN'S commitment to quality: to provide all customers with a consistently high level of quality, Nissan applies the standard worldwide, to ensure that all Nissan owners enjoy peace of mind for the lives of their vehicles. The approach is based on quality from the customer's perspective on three key elements: 1. The expectation of a smooth driving experience with complete peace of mind. 2. The intangible appeal of a vehicle, its power to captivate and excite, with features that capture attention and imagination. 3. The level of attentiveness and service during the sales process, and long after the sale is concluded.

PHONE US TOLL FREE ON: 0800 NISSAN (647 726)

FOLLOW NISSAN ON:



visit our website at: www.nissan.co.za