


The Professionals Choice.

EdgePro® Paver Restraint

*Heavy-duty
PVC edging for
interlocking
concrete or
brick pavers*



MEMBER




MANUFACTURERS OF
PROFESSIONAL EDGING PRODUCTS

EdgePro Paver Restraint


One Piece System with No Cutting!

- Extra rugged design withstands heavy traffic. *EdgePro* can be used for either walkway, patio or driveway installations.
- Durable *EdgePro* PVC will not crack, rot or deteriorate.
- Designed for both straight and radius installations without snipping or cutting.
- L-shape design eliminates turf "brownout" by allowing maximum backfill against the pavers.
- Compact 7 1/2 foot design is convenient and efficient for storage and hauling.
- Can be anchored with standard 3/8 x 12 inch landscape spikes or 9 inch landscape stakes.



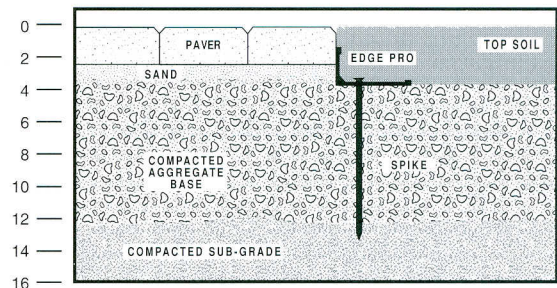
EdgePro Rigid

- Great for big jobs with straight installations.
- Extra thick profile is the heaviest in the industry.
- Compact 7 1/2 foot design is convenient and efficient for storage and hauling.



Installation Guidelines

- Install compacted gravel base. Consult your paving stone supplier for proper width and depth for the specific application.
- After pavers have been set in place, install edging along outside row of pavers.
- No snipping or cutting is necessary for easy installation of radius designs. Simply bend EdgePro Paver Restraint into the desired radius.
- Secure *EdgePro* by driving standard 9 inch landscape stakes or 3/8 x 12 inch landscape spikes into compacted base.
 - Recommended spike placement:
 - Flexible section every 18 inches
 - Rigid section every 24 inches
- Backfill perimeter with topsoil, seed or sod as preferred.



MANUFACTURED BY DIMEX CORPORATION

1-800-334-3776

www.edgepro.com

e-mail: dimex@dimexcorp.com



MARIETTA, OHIO 45750