

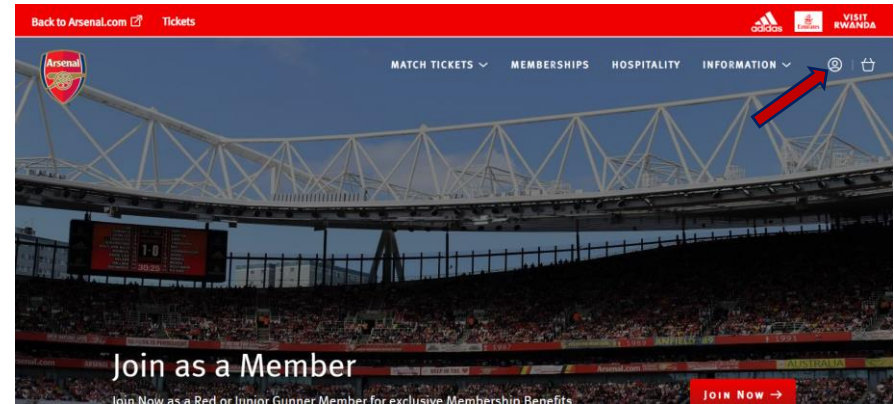
ARSENAL TICKET EXCHANGE

SEAT POSTING &
PURCHASING GUIDE

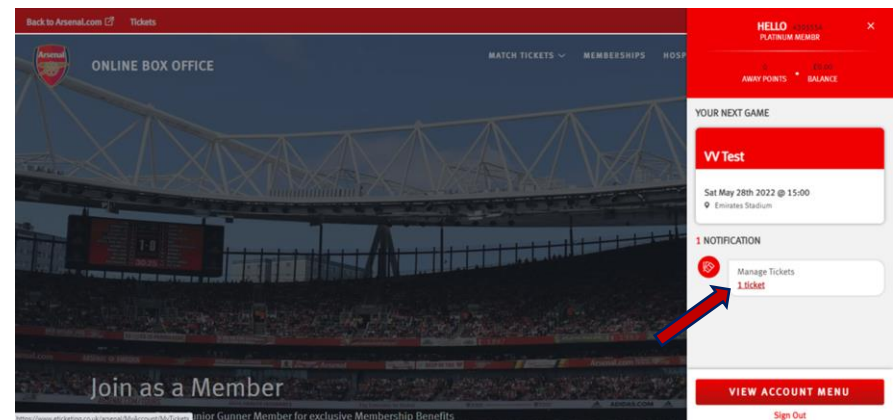
TICKET EXCHANGE – SEAT POSTING



Step 1: To access Ticket Exchange, visit www.eticketing.co.uk/arsenal and **Log In** to your account using the head and shoulders button in the top right-hand side of the screen. 



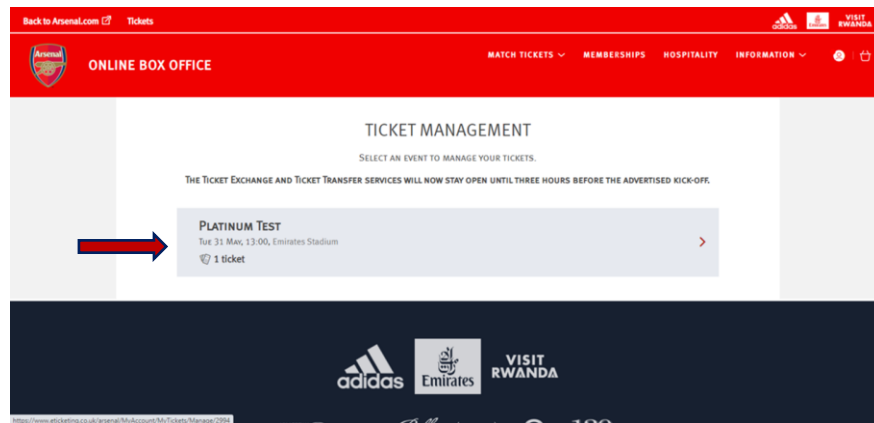
Step 2: Then, click on the head and shoulders icon in the top right-hand corner before clicking 'Manage Tickets'.



TICKET EXCHANGE – SEAT POSTING

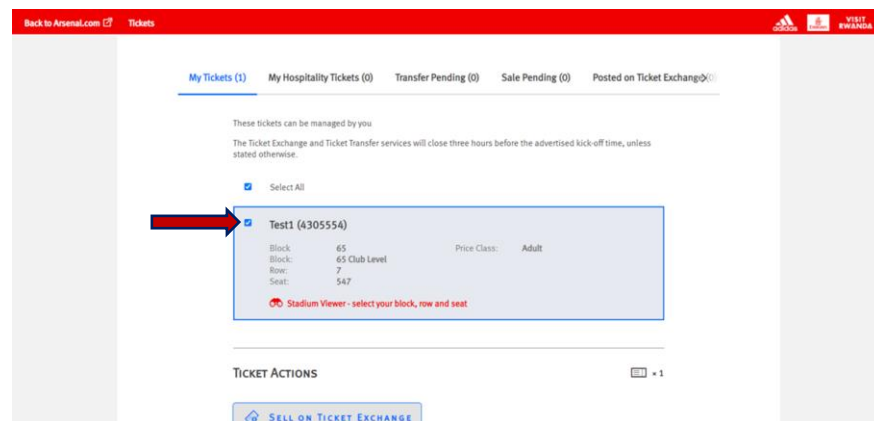


Step 3: The games which can be posted for sale via the Ticket Exchange platform will appear and you will need to **select the game you'd like to post your ticket for.**



Step 4: Ensure the box is ticked next to the desired seat to post for sale and click on **'Sell On Ticket Exchange'** under **'Ticket Actions'**.

 **SELL ON TICKET EXCHANGE**

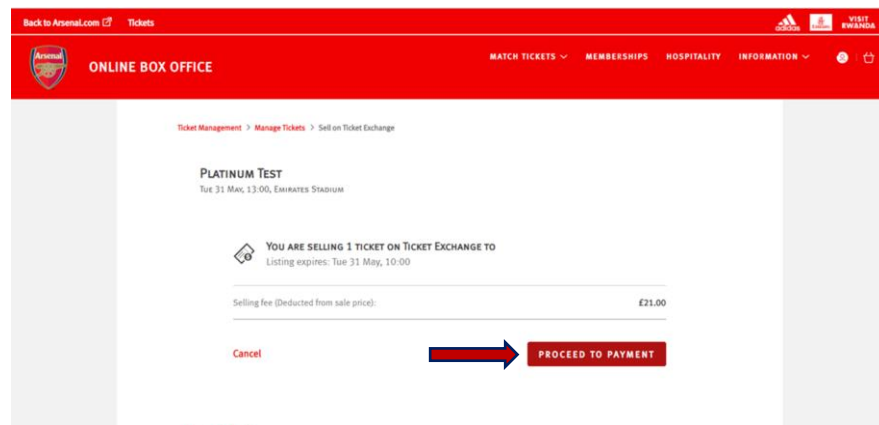


TICKET EXCHANGE – SEAT POSTING



Step 5: Click 'Proceed To Payment' on the following page.

PROCEED TO PAYMENT



Step 6: Review the seats being posted for re-sale before **accepting T&Cs** and clicking on 'Complete Purchase'.

COMPLETE PURCHASE

TERMS & CONDITIONS

Please tick to confirm that you have read, understood and agree to the Supporters' Code of Conduct and the Terms & Conditions of The Arsenal Football Club PLC that are applicable to your purchase.

If your purchase includes a ticket to the Arsenal Women vs Tottenham Hotspur F.C. Women match (currently scheduled for 27 March 2022) and you use a valid Mastercard for the purchase, then you shall be entered into a prize draw for a chance to win a variety of prizes (one entry per person, must be aged 18+ and resident in Great Britain, competition closes on 27 March 2022 at 12pm (UK time)). For information on the prize draw and the terms and conditions that apply, please go to <https://www.arsenal.com/news/mastercard-ticket-incentive>. For information about how we process your personal data see our [Privacy Policy](https://www.arsenal.com/privacy-policy) at <https://www.arsenal.com/privacy-policy>.

Please note: By clicking Complete Transaction, your booking will be submitted and your payment will be processed.

Your contract with us starts once [we've confirmed your purchase/your payment has been processed] and expires immediately after the completion of the event for which you purchased the ticket(s).

By clicking "Complete Purchase" you agree to our Terms and Conditions and to the Event Partner(s) contacting you by email or other means about information that may interest you.

WARNING: Your card may be eligible or enrolled in Verified by Visa or MasterCard SecureCode payer authentication programs. After clicking the "Complete Transaction" button, your Card Issuer may prompt you for your payer authentication password to complete your transaction.

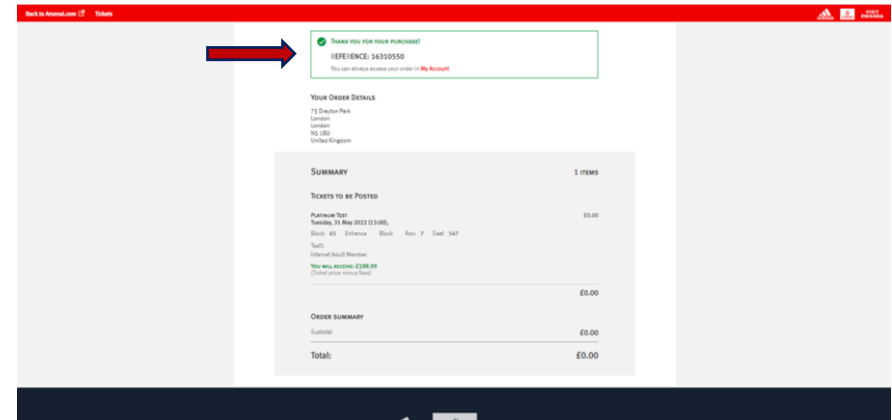
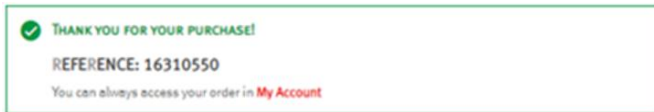
COMPLETE PURCHASE

TICKET EXCHANGE – SEAT POSTING GUIDE

TICKET EXCHANGE – SEAT POSTING



Step 7: You will then see a **confirmation screen** confirming the Ticket Exchange posting.



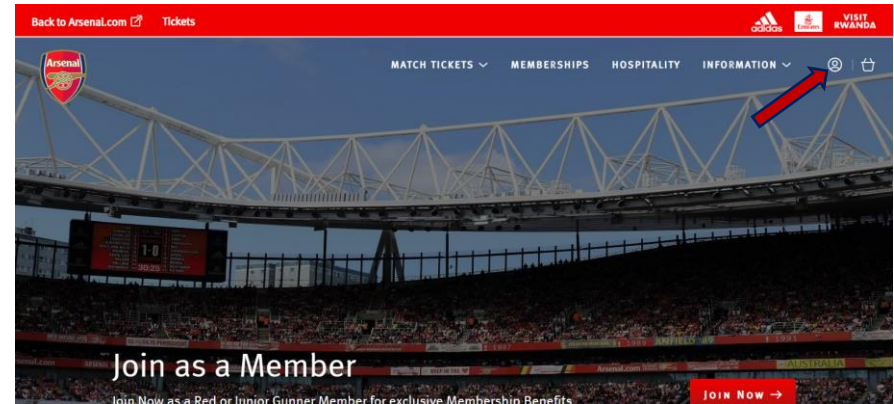
Note:

- **Season Ticket Holders are not charged** any fee for using the Ticket Exchange service
- Members are charged a **10% admin fee** for posting tickets and the funds for selling your ticket
- The **funds** for selling your ticket will be added to your **online account** and can be withdrawn in a cashback window throughout the season. The dates of these cashback windows can be found here: <https://www.arsenal.com/ticketexchange>

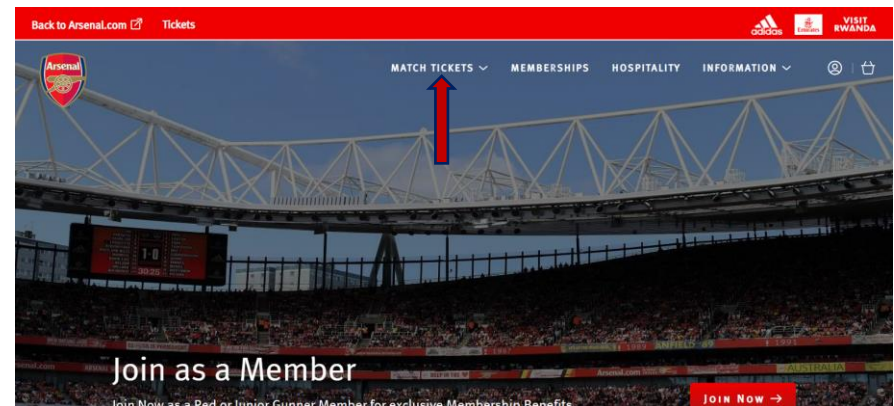
TICKET EXCHANGE – PURCHASING



Step 1: To access Ticket Exchange, visit www.eticketing.co.uk/arsenal and **Log In** to your account using the head and shoulders button in the top right-hand side of the screen. 



Step 2: Then, click on **Match Tickets** at the top of the page.

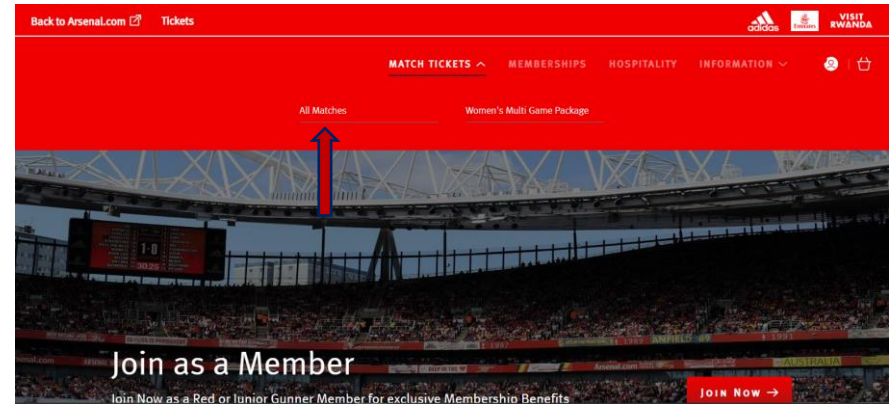


TICKET EXCHANGE – PURCHASING



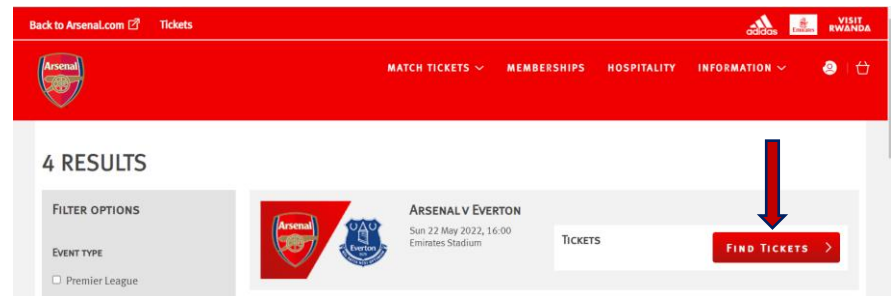
Step 3: Click on 'All Matches'.

All Matches



Step 4: Select the relevant fixture and click 'Find Tickets'.

FIND TICKETS >



TICKET EXCHANGE – PURCHASING



Step 5: To view available seats via the Ticket Exchange, you will need to toggle on **'Include Tickets Posted on Ticket Exchange'** from the left-hand side menu.

Step 6: Any block with availability will be highlighted in blue and any block without availability in will be greyed out. **Click on the required block** to view specific available seats.

TICKET EXCHANGE – PURCHASING GUIDE

TICKET EXCHANGE – PURCHASING



PLATINUM TEST
Tue May 31st 2022 @ 13:00+ Emirates Stadium

CHOOSE YOUR TICKET PREFERENCES

Quantity: 1

Only show me seats together:

Include Tickets Posted on Ticket Exchange:

CHOOSE BY AREA

75 Results

Filter by Price Band: All

Search by Area name

- 10 | Lower Behind Goal from £65.65
- 25 | Lower Behind Goal from £65.65
- 28 | Family Enclosure from £65.65
- 29 | Family Enclosure from £65.65
- 30 | Family Enclosure from £65.65

VIEW FROM AREA

AREA	PRICE BAND	ROW	SEAT
65	Midfield Seats	7	547

SELECT YOUR PRICE CLASS

Internet Adult Member
£215.90
£214.25 Total + £1.65 Fee

ADD

Available seats will be highlighted, whilst again, unavailable seats will be greyed out.

Platinum Season Ticket holders will be able to select up to **2 additional tickets** to purchase on their season ticket via the Ticket Exchange.

Step 7: Select the desired seats individually and click 'Add' to add these to your basket.

TICKET EXCHANGE – PURCHASING



Back to Arsenal.com Tickets

adidas VISIT ARSENAL

Platinum Test

Block:	65	Price Class (See below for details):	Internet Adult Member
Block:	65 Club Level	Member:	Test1 (4365736)
Row:	7		
Seat:	546		

Stadium Viewer - select your block, row and seat

Reassign

Remove Seat £214.25

Platinum Test

Block:	65	Price Class (See below for details):	Internet Adult Member
Block:	65 Club Level	Member:	Test1 (4365736)
Row:	7		
Seat:	547		

Stadium Viewer - select your block, row and seat

Reassign

Remove Seat £214.25

Subtotal: £428.50

Have a promotional code?

Enter code **APPLY**

Booking Fee: £3.30

Total £431.80

Total does not include delivery and/or admin fees. [More details.](#)

<https://www.etcicketing.co.uk/arsenal/Checkout/Basket#>

[Continue shopping](#)

PROCEED TO CHECKOUT

Once the tickets are in the basket, they will automatically be assigned to the membership number of the account logged in under.

Step 8: Should they wish to be reassigned to another Member, simply click **re-assign**, where the My Network list will pop up to select from.  **Reassign**

Step 9: When assigned correctly, click on **'Proceed To Checkout'**

PROCEED TO CHECKOUT

TICKET EXCHANGE – PURCHASING GUIDE

TICKET EXCHANGE – PURCHASING



Back to Arsenal.com Tickets

ONLINE BOX OFFICE

MATCH TICKETS MEMBERSHIPS HOSPITALITY INFORMATION

06:58

SELECT PAYMENT METHOD

2 Items - £428.50

HOW WOULD YOU LIKE TO PAY?

- Debit/Credit card
Due to the new PSD2 security regulations and to avoid payment failure, please ensure your account information is correct and your address and contact details match those registered to your card

Card Type

ORDER SUMMARY

Booking Fee:	£3.30
Total:	£431.80

REVIEW ORDER

Step 10: Select the card type to pay on and enter the card details, followed by **review order**, in order to complete the purchase.

Card Type

Once purchased, the tickets will each Members Digital Pass.