




The #1 Brand in Professional Climbing Equipment.

# MORE PRODUCTIVITY WITH LESS DOWN TIME

## The Werner Pump Jack System



## Why Werner

### Ease of Operation

**Crank handle** is easily unlocked and allows for effortless rotation while lowering the pump jack

### Strength and Durability

**Aluminum frame "Z" channel** (U.S. Patent Pending) is **20%** stronger than leading competitor

**Powder coated** end plate provides rigid chain attachment to maintain position during use



Meets or exceeds ANSI / OSHA requirements

## Safety is Job One



### End Rail Kit

- Easy to assemble
- Attaches to any stage
- Available in various widths



### 22' Safety Net

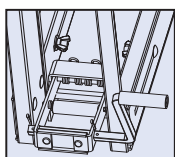
- Easy to attach
- Stores tools and debris
- Meets OSHA requirements for vertical fall protection

## On-site Replacements

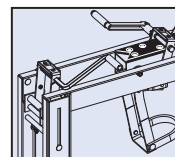


## Easy Set Up\*

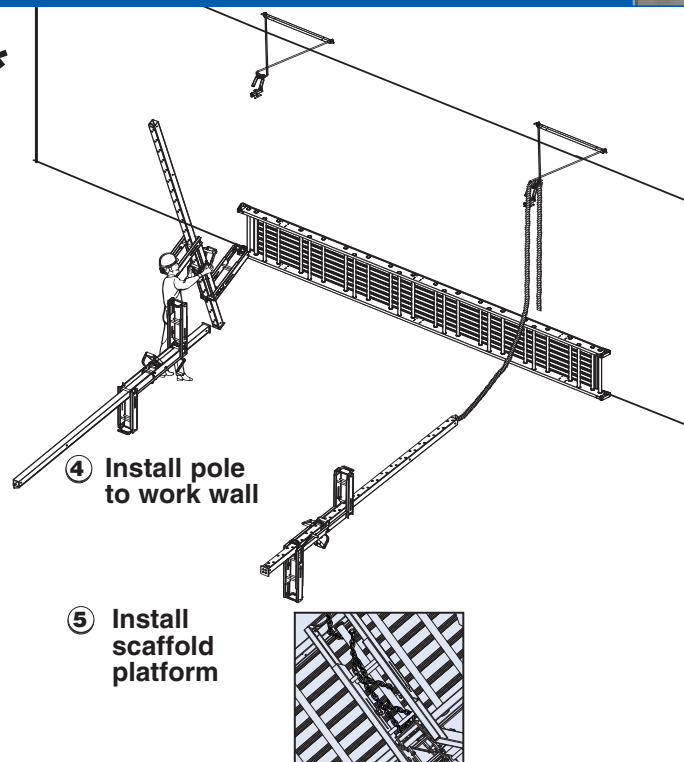
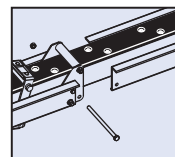
1 Install lower foot lever to Pump Jack



2 Install Pump Jack to pole



3 Install work bench to Pump Jack



## Aluminum Poles

Durable design for all types of weather.

Available lengths:  
6', 12', 18', 24'


Pole connector

Pole pad

Connector pins

Pole connector

## NEW Nestable Stages



- Continuous work platform reduces trip hazard
- 2 Person – 500 lbs. Rat

### Available Sizes

WNS 2412 14"x12' Stage  
 WNS 2416 14"x16' Stage  
 WNS 2420 14"x20' Stage  
 WNS 2424 14"x24' Stage  
 WNS 2512 20"x12' Stage  
 WNS 2516 20"x16' Stage

WNS 2520 20"x20' Stage  
 WNS 2524 20"x24' Stage  
 WNS 2612 24"x12' Stage  
 WNS 2616 24"x16' Stage  
 WNS 2620 24"x20' Stage  
 WNS 2624 24"x24' Stage



\* Note: Be sure to follow all safety and assembly instructions.



The #1 Brand in Professional Climbing Equipment.

**NEW**



# ALUMINUM PUMP JACK SYSTEM

**Compatible and interchangeable with leading competitor**



NOTE:  
When working 10 ft and above, OSHA requires fall protection. Refer to product labels.

### Components shown

	Description	Model #	Ship WT.	Packaged Length	Packaged Width	Packaged Height	UPC
1	Foldable support brace	PJ-SBF	9 lbs.	54"	6.5"	3"	0 51751 07057 6
2	Nestable stage	WNS 2420	85 lbs.	20'	14"	6"	0 51751 07104 7
3	Safety net	PJ-SN	9 lbs.	24"	8"	8"	0 51751 07074 3
4	Work bench	PJ-WB	15 lbs.	21"	20.5"	8.5"	0 51751 07055 2
5	Pump Jack	PJ-100	30 lbs.	28.75"	24"	9.5"	0 51751 07054 5
6	End rail kit (narrow)	PJ-ERN	15 lbs.	49"	5"	9"	0 51751 07095 8
7	24' aluminum pole	PJ-24P	56 lbs.	290.5"	3"	3.4"	0 51751 07071 2

### Other components available

	Description	Model #	Ship WT.	Packaged Length	Packaged Width	Packaged Height	UPC
	Rigid support brace	PJ-SBR	14 lbs.	38"	37"	3"	0 51751 07056 9
	6' Aluminum pole	PJ-6P	14 lbs.	74.5"	3"	3.4"	0 51751 07068 2
	12' Aluminum pole	PJ-12P	28 lbs.	146.5"	3"	3.4"	0 51751 07069 9
	18' Aluminum pole	PJ-18P	42 lbs.	217.5"	3"	3.4"	0 51751 07070 5
	Pole connector	PJ-PC	12 lbs.	73"	3.5"	3"	0 51751 07072 9
	Pole foot	PJ-PF-4	3 lbs.	8.5"	8.5"	3.5"	0 51751 07172 6
	End rail kit (wide)	PJ-ERW	17 lbs.	49"	5"	9"	0 51751 07096 5

### Replacement parts available

	Description	Model #	Ship WT.	Packaged Length	Packaged Width	Packaged Height	UPC
	Crank handle	52-3	1 lbs.	7"	5"	2"	0 51751 07091 0
	Foot lever	52-4	2 lbs.	14"	7"	2"	0 51751 07092 7
	Boot strap	52-5	1 lbs.	6"	5"	2"	0 51751 07093 4
	Pole foot	52-6	.75 lbs.	5.25"	4.5"	3.25"	0 51751 07094 1
	Upper shackle	52-1	8 lbs.	20"	8"	5.5"	0 51751 07089 7
	Lower shackle	52-2	5 lbs.	9"	6"	4.5"	0 51751 07090 3



### SYSTEM INCLUDES

- Pump Jack
- Work Bench
- Poles and Braces
- Square Guard Rail
- Safety Net

**NEW**

- Nestable Stages



Ask your Werner representative about in-store merchandising units.

Werner Co.  
Corporate Headquarters Werner Co.  
93 Werner Rd • Greenville, PA 16125-9499  
Tel: (724) 588-8600 Fax: (724) 588-0315  
www.wernerladder.com



A10.8.2000