



Quality Access Doors- FAST!

# SUBMITTAL/TECHNICAL DATA SHEET

## APPLICATION

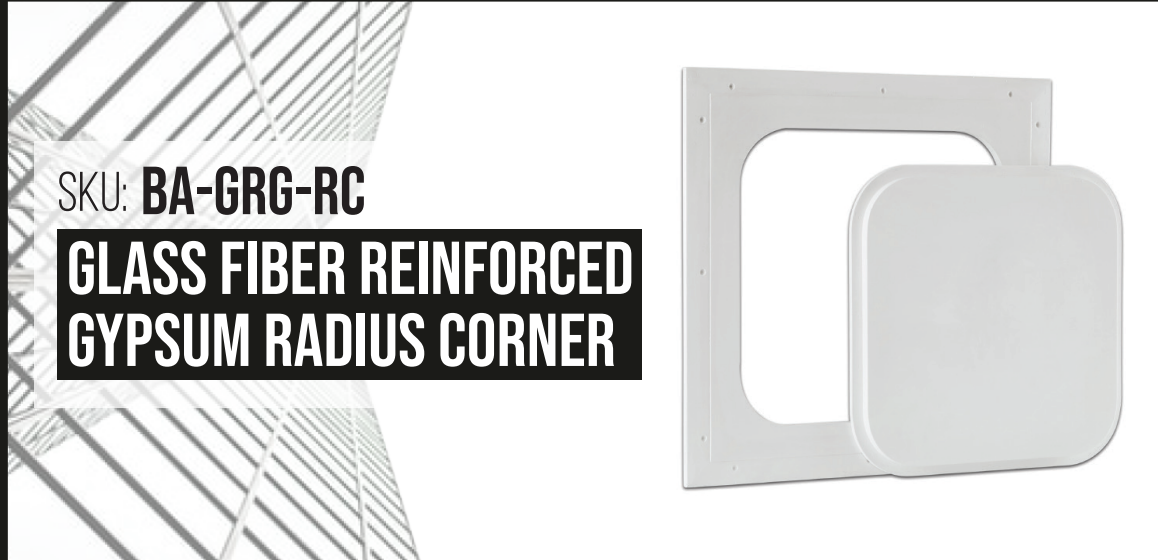
Glass fiber reinforced gypsum, ceiling access doors are designed to blend seamlessly into drywall ceilings.

## FEATURES

- Tapered edge for joint tape
- Easily textured
- Lightweight
- No cracking or shrinkage
- Mold and moisture resistant

## SPECIFICATIONS

- Shell Thickness = .125" .375"
- Fastener Test Pull Out (wood stud) = 525 lb. avg.
- Fastener Test Pull Out (metal stud) = 525 lb. avg.
- Fastener Push Through Test = 350 lb. avg.
- Fuel Contribution (ASTM-E84-80) = 0
- Flame Spread (ASTM-E84-80) = 0
- Smoke Index (ASTM-E84-80) = 0
- Combustion (ASTM-E84-80) = 0



SKU: **BA-GRG-RC**

## GLASS FIBER REINFORCED GYPSUM RADIUS CORNER

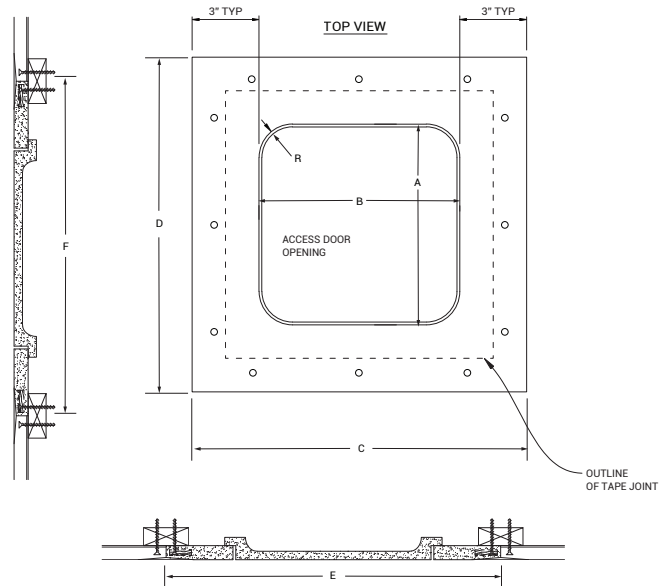
### ■ DIMENSIONS AND APPEARANCE

>> CLICK TO VIEW ADDITIONAL DETAILS AND PRICING <<

DOOR SIZE W x H INCHES (MM)	CEILING OPENING INCHES (MM)	WEIGHT	
		LBS	KG
9 x 9 (229 x 229)	15 x 15 (381 x 381)	6.00	2.73
12 x 12 (305 x 305)	18 x 18 (457 x 457)	9.00	4.09
16 x 16 (406 x 406)	22 x 22 (559 x 559)	10.0	4.53
18 x 18 (457 x 457)	24 x 24 (610 x 610)	11.0	5.00
24 x 24 (610 x 610)	30 x 30 (762 x 762)	16.0	7.27

For detailed specifications see submittal sheet

MANUFACTURED BY ACUDOR



For a complete list of options visit [www.BestAccessDoors.com](http://www.BestAccessDoors.com)

### ■ PROJECT DATA

Custom Sizes Available - Fast!

Scan or Click



To view Pricing and Additional Product Info.

PROJECT NAME :	QTY	W	H	OPTIONS
ARCHITECT :				
DEALER :				
CONTRACTOR :				
LOCATION :	SPECIAL INSTRUCTIONS :			
DATE :				
TAGGING INSTRUCTIONS :	SUBMITTAL APPROVAL : (signature or stamp)			

TELEPHONE:  
1-800-483-0823  
FAX:  
1-888-828-6021



228 PARK AVE. S. #76520  
NEW YORK, NY, 10003



WEBSITE:  
[www.BestAccessDoors.com](http://www.BestAccessDoors.com)  
E-MAIL:  
[info@bestaccessdoors.com](mailto:info@bestaccessdoors.com)



# SUBMITTAL

TELEPHONE:  
1-800-483-0823  
FAX:  
1-888-828-6021

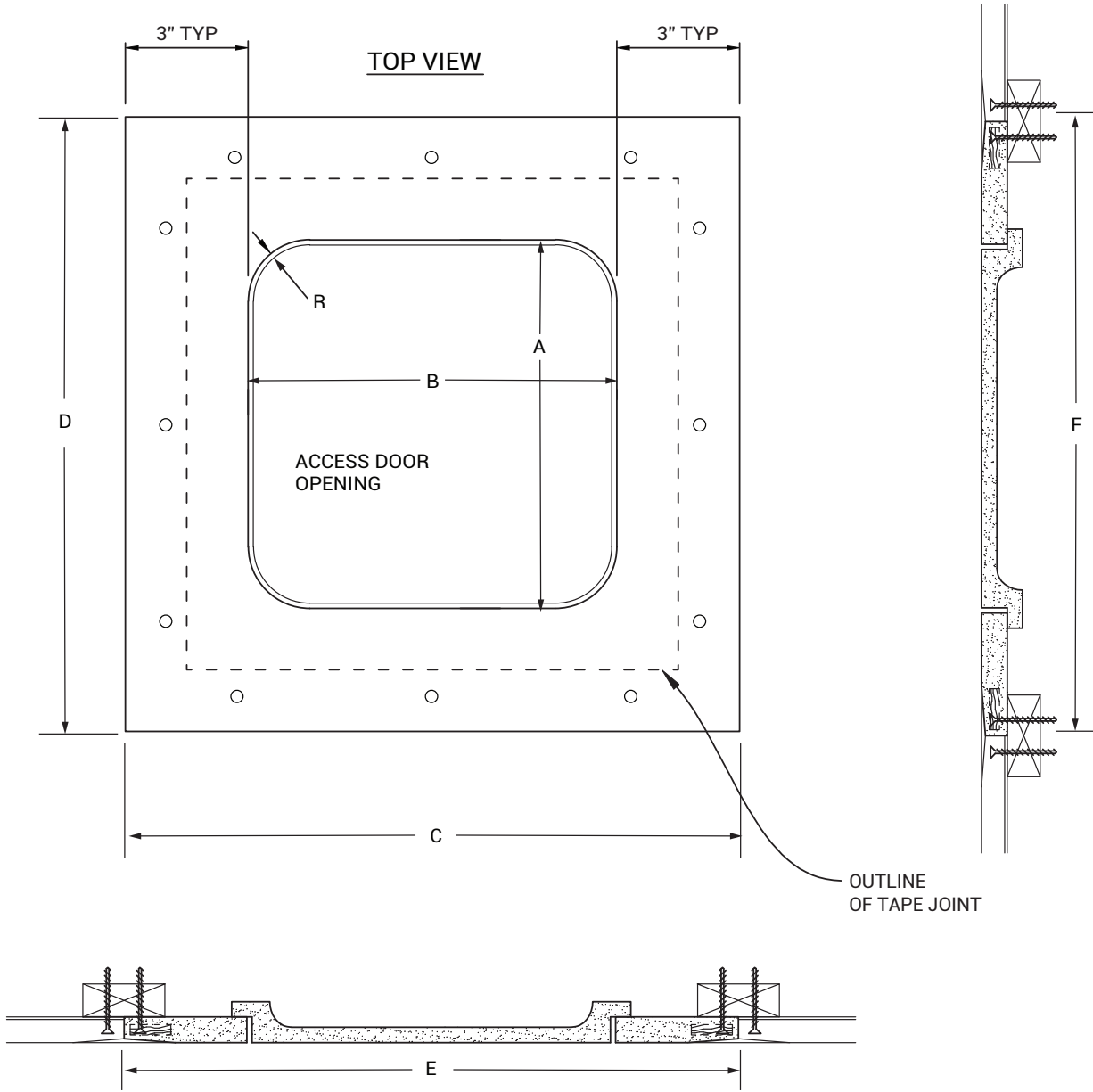
228 PARK AVE. S. #76520  
NEW YORK, NY, 10003

WEBSITE:  
www.BestAccessDoors.com  
E-MAIL:  
info@bestaccessdoors.com

Quality Access Doors- FAST!

# BA-GRG-RC RADIUS CORNER POP-OUT ACCESS PANEL

NOMINAL DOOR SIZE	A	B	C	D	E	F	R
Inches (mm)							
9 x 9 (229 x 229)	9.00 (299)	9.00 (299)	15.00 (381)	15.00 (381)	15.00 (381)	15.00 (381)	1.50"
12 x 12 (305 x 305)	12.00 (305)	12.00 (305)	18.00 (457)	18.00 (457)	18.00 (457)	18.00 (457)	1.75"
16 x 16 (406 x 406)	16.00 (406)	16.00 (406)	22.00 (559)	22.00 (559)	22.00 (559)	22.00 (559)	3.00"
18 x 18 (457 x 457)	18.00 (457)	18.00 (457)	24.00 (610)	24.00 (610)	24.00 (610)	24.00 (610)	3.00"
24 x 24 (610 x 610)	24.00 (610)	24.00 (610)	30.00 (762)	30.00 (762)	30.00 (762)	30.00 (762)	3.00"
22 x 30 (559 x 762)	22.00 (559)	30.00 (762)	28.00 (711)	36.00 (914)	28.00 (711)	36.00 (914)	3.00"
30 x 30 (762 x 762)	30.00 (762)	30.00 (762)	36.00 (914)	36.00 (914)	36.00 (914)	36.00 (914)	3.00"



MANUFACTURED BY ACUDOR