




# **SATURN**



PRODUCTS  
**CATALOG**

---

## WHY CHOOSE **SATURN INFLATABLES**

20 Years of marine expertise. An unrivaled reputation for reliability. The most trusted brand in the industry!

If you dream of getting on the water, but have found the hassle, costs, and inconveniences of traditional boating have kept you from your water based ambitions, SATURN inflatable watercrafts are the answer to any and all of your perceived obstacles. SATURN offers inflatable boats, paddle boards, inflatable fishing, drift boats and rafts, kayaks and accessories for boating.

SATURN inflatables are heavy-duty, commercial grade, exceptional quality and workmanship watercrafts that are portable when deflated and total fun when blown up with air! Totally rigid, you can hit them with a hammer and nothing happens! And best of all, SATURN inflatables are not expensive, so you can go boating, without stretching your budget!

All new SATURN boats are made from German Heytex PVC, with most models now using heat-welded seam technology.

For SATURN there is nothing new about inventing new and innovative products – we have been doing this for over 20 years. We are passionate about creating things. We constantly develop new products with a single purpose - to make it more fun. There are many copycats of our products. Accept no substitute. SATURN invented the crossover between inflatable boat and kayak – KaBoat, now copied by many other brands.

## ABOUT **INFLATABLE BOATS**

If you live close to the water, or ever wanted to boating, but lack the resources or storage space for a conventional boat, then now is the time to consider Saturn inflatable boat.

Inflatable boats take up as much space as a piece of luggage when deflated, which means they can be stored virtually anywhere. Imagine taking your boat out of the closet, putting it in your car trunk, leaving your home or apartment, and heading to the water. Inflation takes mere minutes, and then you are ready for a full day of fishing, fun, and exploration by relaxing paddle or exhilarating speeds by motor. Best of all, at the end of the day simply let the air out, roll up your boat and store until the next time.



# TABLE OF CONTENTS

			<b>11</b>	12' Inflatable KaBoat	<b>SK396</b>
				14' Inflatable KaBoat	<b>SK430</b>
<b>02</b>	8.6' Inflatable Dinghy Boat	<b>SD260</b>	<b>12</b>	15' Inflatable KaBoat	<b>SK470</b>
	9.6' Inflatable Dinghy Boat	<b>SD290</b>		13' Heavy-Duty KaBoat	<b>SK385XL</b>
<b>03</b>	11' Inflatable Boat	<b>SD330</b>	<b>13</b>	15' Heavy-Duty KaBoat	<b>SK470XL</b>
	11' Inflatable Wide Boat	<b>SD330W</b>		16' Heavy-Duty KaBoat	<b>SK487XL</b>
<b>04</b>	12' Inflatable Boat	<b>SD365</b>	<b>14</b>	14' Heavy-Duty KaBoat	<b>FKB430</b>
	13' Inflatable Boat	<b>SD385</b>		11' Inflatable Catamaran	<b>MC330</b>
<b>05</b>	13.8' Inflatable Boat	<b>SD415</b>	<b>15</b>	12' Inflatable Catamarans	<b>MC365</b>
	14' Inflatable Boat	<b>SD430</b>		12' Inflatable Light Raft Boat	<b>RD365</b>
<b>06</b>	14' Inflatable Heavy-Duty Boat	<b>HD430</b>	<b>16</b>	12.5' Fly Fishing Raft	<b>FR380</b>
	16' Inflatable Boat	<b>SD488</b>		9.6' River Inflatable Raft	<b>RD290</b>
<b>07</b>	18' Inflatable Boat	<b>SD518</b>	<b>17</b>	12' River Inflatable Raft	<b>RD365XL</b>
	10' Heavy-Duty Fishing Boat	<b>FB300</b>		13' River Inflatable Raft	<b>RD385</b>
<b>08</b>	12' Heavy-Duty Fishing Boat	<b>FB365</b>	<b>18</b>	13' Fishing Motor Board	<b>FSUP380</b>
	13' Heavy-Duty Fishing Boat	<b>FB385</b>		13' Fishing Ocean Kayak	<b>OFK396</b>
<b>09</b>	9.6' Inflatable Budget Boat	<b>CB290</b>	<b>19</b>	13' Fishing Inflatable Kayak	<b>FK396</b>
	9.6' Fishing Inflatable Boat	<b>FCB290</b>		14' River Inflatable Kayak	<b>OK420</b>
<b>10</b>	11' Inflatable Budget Boat	<b>CB330</b>	<b>20</b>	12' Inflatable Pedal Kayak	<b>FPK365</b>
	12' Inflatable Budget Boat	<b>CB365</b>		12' Inflatable Pedal Kayak	<b>PK365</b>

# 8.6' SATURN

## Inflatable Dinghy Boat

**AIR DECK FLOOR**



### Specifications

OVERALL LENGTH:	8.6'	TUBE DIAMETER:	16.5"	MAX MOTOR POWER:	8 HP (15" SHAFT / 80 LBS)
OVERALL WIDTH:	5.4'	PERSON CAPACITY:	3	TUBE WEIGHT:	75 LBS

### Description

## SD260

A reliable tender is about the most important piece of equipment that a cruiser can own. The Saturn SD260 is great as a tender for yachts or sailboats.

This inflatable boat is lightweight and does not take up much space once deflated. SD260 boats can take up to a 8 HP short shaft outboard motor and can carry up to 3 people maximum. This boat can also be used as a lifesaving raft in case of an emergency.



# 9.6' SATURN

## Inflatable Dinghy Boat

**AIR DECK FLOOR**



### Specifications

OVERALL LENGTH:	9.6'	TUBE DIAMETER:	16.5"	MAX MOTOR POWER:	10 HP (15" SHAFT / 100 LBS)
OVERALL WIDTH:	5.4'	PERSON CAPACITY:	4	TUBE WEIGHT:	85 LBS

### Description

## SD290

SD290 inflatable dinghies take up to a 10 HP short shaft outboard motor and can carry up to 4 people maximum. reliable inflatable dinghy is about the most important piece of equipment that a experienced cruiser can own. With a 10 HP outboard motor this boat will fly over the water at a speed of 20 mph.

The SD290 is great as an inflatable fishing boat. You can stand on the air floor just the same way you would stand on a plywood floor. The SD290 was tested to run nicely with an electric trolling motor.



# 11' SATURN Inflatable Boat

**AIR DECK FLOOR**



## Description

## SD330

The SD330 will take up to a 15 HP short shaft motor and will carry up to 5 people maximum or 3-4 people comfortably. The SD330 is great as a tender for yachts or sailboats. This boat can also be used as a lifesaving raft in case of an emergency.

Our boats are made of 1100 denier German Heytex PVC fabric with polyester support that has excellent resistance to tearing, tension and breaking. It is a much more heavy-duty PVC fabric than most of our competitors with 1000 denier PVC boats.



## Specifications

OVERALL LENGTH:	11'	TUBE DIAMETER:	16.5"	MAX MOTOR POWER:	15 HP (15" SHAFT / 125 LBS)
OVERALL WIDTH:	5.4'	PERSON CAPACITY:	4 + 1	TUBE WEIGHT:	99 LBS

# 11' SATURN Extra Wide Inflatable Boat

**AIR DECK FLOOR**



## Description

## SD330W

Based on popular 11' SD330 Saturn dinghy boat. All same features, but more space inside! SD330W is as long as our regular 11' Saturn SD330 boat, but as wide inside as our largest Saturn 16' SD518 boat. That means - more real estate on the water!

Saturn SD330W boat also has round end-tubes for better performance. The SD330W Saturn inflatable boat has extra spacious interior for extra cargo and more comfort. It is basically our best selling SD330 boat on steroids; expanded to maximum width to create more space inside.



## Specifications

OVERALL LENGTH:	11'	TUBE DIAMETER:	17"	MAX MOTOR POWER:	15 HP (15" SHAFT / 125 LBS)
OVERALL WIDTH:	6.1'	PERSON CAPACITY:	4 + 1	TUBE WEIGHT:	110 LBS

# 12' SATURN

## Inflatable Boat

**AIR DECK FLOOR**



### Description

### SD365

Saturn SD365 inflatable boats are longer and wider than our popular 11ft SD330 inflatable boat models, and take up to a 30 HP outboard motor vs 15 HP max for SD330.

SD365 SATURN inflatable boats can be used for anything from a dinghy, to a fishing boat, to even a lifeboat or leisure boat. The SD365 boat is a large boat, but is still lightweight, and can be easily carried by one person with a wheel dolly. Great as a fishing boat too! Go boating without stretching your budget!



### Specifications

OVERALL LENGTH:	12'	TUBE DIAMETER:	18"	MAX MOTOR POWER:	30 HP (15" SHAFT / 150 LBS)
OVERALL WIDTH:	5.7'	PERSON CAPACITY:	5	TUBE WEIGHT:	110 LBS

# 13' SATURN

## Inflatable Boat

**AIR DECK FLOOR**



### Description

### SD385

SD385 inflatable boat is great as a large dinghy to carry up to 6 persons maximum from main ship to the shore. It also great as a weekend pleasure cruiser for entire family! It is same width and tube diameter as popular SD365 boat, but 1' longer, for more buoyancy and space.

With a 15 HP motor and one person, this inflatable motor boat will fly like a Jet Ski! The SD385 sport runabout was also tested to easily get on plane with a 15 HP outboard engine and 3-4 people, with a cruising speed around of 20-30 mph.



### Specifications

OVERALL LENGTH:	13'	TUBE DIAMETER:	18"	MAX MOTOR POWER:	30 HP (15" SHAFT / 150 LBS)
OVERALL WIDTH:	5.7'	PERSON CAPACITY:	5 + 1	TUBE WEIGHT:	120 LBS

# 13.8' SATURN

## Inflatable Boat

**AIR DECK FLOOR**



### Specifications

OVERALL LENGTH:	13.8'	TUBE DIAMETER:	18"	MAX MOTOR POWER:	30 HP (15" SHAFT / 150 LBS)
OVERALL WIDTH:	5.7'	PERSON CAPACITY:	7	TUBE WEIGHT:	124 LBS

### Description

**SD415**

Extending our widely popular drop stitch air deck family of Saturn boats, new SD415 model shares same overall width and tube diameter as our best selling SD365 and SD385, while extending its length to almost 14'. That allows 3 benches configuration for more space inside and more buoyancy. It is always better to have more boat on a water than less.

Double layers of fabric at the bottom of the tubes and rub-strake protector along the keel provide extra protection from sharp rocks and abrasive sand. The safety valve will prevent excessive air pressure in the boats chambers.



# 14' SATURN

## Inflatable Boat

**ALUMINUM FLOOR**



### Specifications

OVERALL LENGTH:	14'	TUBE DIAMETER:	20"	MAX MOTOR POWER:	40 HP (15" SHAFT / 175 LBS)
OVERALL WIDTH:	6.6'	PERSON CAPACITY:	7	BOAT WEIGHT:	125LBS / FLOOR 75LBS

### Description

**SD430**

SATURN SD430 boats have been used by many Fire Rescue and Emergency Departments across the country. It is much larger than our new SD415 boats, because it has larger 20" tubes, and it much wider inside. It also comes with aluminum floor instead of air deck. Overall, it is bigger boat than SD415.

14' SATURN SD430 inflatable boats are made with premium quality materials, and can handle up to a maximum of 7 persons. Heavy-duty SD430 takes up to a maximum 40 HP outboard motor, but will run nicely with a 25 HP motor. As reported by our customers, even with a 15 HP outboard motor and 2 people this boat can plane nice and easy.



# 14' SATURN Heavy-Duty Inflatable Boat

**ALUMINUM FLOOR**



## Description

**HD430**

- German Heytex PVC fabric.
- Heat welded seams.
- 5 (five) air chambers in a hull.
- Cargo area on top of tubes.
- Re-enforced transom holders.
- Extra wide rub strakes on bottom of tubes and keel.
- Extra thick 1.5mm PVC V shape bottom.

Extra wide and thick rub strakes at the bottom of the tubes and along the keel provide extra protection from sharp rocks and abrasive sand. The safety valve will prevent excessive air pressure in the boats chambers.



## Specifications

OVERALL LENGTH:	14'	TUBE DIAMETER:	20"	MAX MOTOR POWER:	40 HP (15" SHAFT / 175 LBS)
OVERALL WIDTH:	6.6'	PERSON CAPACITY:	7	BOAT WEIGHT:	135LBS / FLOOR 75LBS

# 16' SATURN Inflatable Boat


**ALUMINUM FLOOR**



## Description

**SD488**

New SD488 inflatable boats are made of premium 1,100 Dtex heavy-duty PVC fabric with polyester support which has excellent resistance to tearing, tension and breaking. The 5-layer thick construction's outer layer, protects the boat against UV rays, ozone and abrasion, and inner layers provide perfect strength and adhesion. Double layers of fabric at the bottom of the tubes and a rub-strake protector along the keel provide extra protection from sharp rocks and abrasive sand. The safety valve will prevent excessive air pressure in the boat's chambers.



## Specifications

OVERALL LENGTH:	16'	TUBE DIAMETER:	20"	MAX MOTOR POWER:	40 HP (15" SHAFT / 175 LBS)
OVERALL WIDTH:	6.6'	PERSON CAPACITY:	8+1	BOAT WEIGHT:	135LBS / FLOOR 113LBS



# 18' SATURN Inflatable Boat ALUMINUM FLOOR



## Description

**SD518**

Go Big or Go Home! It always better to have more boat on a water than less. Saturn SD518 is a largest inflatable boat in a SATURN line up of inflatable watercrafts. It comes with heavy-duty aluminum floor, and Its ready to be used as commercial work boat, for fishing or diving, or just a pleasure cruiser with a bunch of friends. Double layers of fabric at the bottom of the tubes and a rub-strake protector along the keel provide extra protection from sharp rocks and abrasive sand. The safety valve will prevent excessive air pressure in the boat's chambers.



## Specifications

OVERALL LENGTH:	17.8'	TUBE DIAMETER:	20"	MAX MOTOR POWER:	50 HP (15" SHAFT / 175 LBS)
OVERALL WIDTH:	6.6'	PERSON CAPACITY:	10	BOAT WEIGHT:	140LBS / FLOOR 121LBS


# 10' Extra Heavy-Duty Fishing Inflatable Boat



## Description

**FB300**

Saturn Inflatable Fishing Boats FB300 was designed to take a serious beating! Made from the same heavy-duty, commercial grade 1100 Denier PVC as all our other Saturn boats, but on top of that we added extra wide and extra thick rub protectors on the bottom of tubes, over keel, and on top of tubes! In addition, there is a 2nd layer of extra thick 1.5mm PVC glued along the bottom of the tubes, all the way up to rub strakes on side of tubes. And, whole boat bottom is also made of extra heavy-duty 1.5mm PVC fabric. That is the most extra protection available for any inflatable boats on a market today!



## Specifications

OVERALL LENGTH:	10'	TUBE DIAMETER:	16.5"	MAX MOTOR POWER:	15 HP (SHORT SHAFT)
OVERALL WIDTH:	5'	PERSON CAPACITY:	4	TUBE WEIGHT:	125 LBS

# 12' Extra Heavy-Duty Fishing Inflatable Boat



## Description

**FB365**

Newest Saturn Inflatable Fishing Boats FB365 was based on popular FB300 boat, but made longer, for more space inside. This FB series boats were designed to take a serious beating! Almost overkill. Made from the same heavy-duty, commercial grade 1100 Denier PVC as all our other Saturn boats, but on top of that we added extra wide and extra thick rub protectors on the bottom of tubes, over keel, and on top of boat tubes!



## Specifications

OVERALL LENGTH:	12'	TUBE DIAMETER:	16.5"	MAX MOTOR POWER:	25 HP (15" SHAFT / 130 LBS)
OVERALL WIDTH:	5'	PERSON CAPACITY:	5	TUBE WEIGHT:	141 LBS

# 13' Extra Heavy-Duty Fishing Inflatable Boat



## Description

**FB385**

New Saturn Inflatable Fishing Boats FB385 was based on popular FB300 and FB365 boat. But, FB385 fishing boats were made longer, wider and with larger tubes than FB300 and FB365, for more space inside and higher buoyancy. It is always better to have more boat on a water than less!

Saturn FB385 series of inflatable boats were designed to take a serious beating! It is almost OVERKILL. Made from heavy-duty, commercial grade 1100 Denier German Heytex PVC. Then we added extra wide and extra thick rub protectors on the bottom of tubes, over keel, and on top of boat tubes!




## Specifications

OVERALL LENGTH:	13'	TUBE DIAMETER:	18"	MAX MOTOR POWER:	25 HP (15" SHAFT / 130 LBS)
OVERALL WIDTH:	5.6'	PERSON CAPACITY:	5	TUBE WEIGHT:	145 LBS

# 9.6' Saturn

## Budget Boats

AIR DECK




### Description

### CB290

Saturn new low priced CB290 Inflatable Boats represent quality and durability at budget-pleasing prices. Would you love to experience the joy of boating, while avoiding the hassle and expense of trailers, storage, and maintenance associated with traditional boat ownership? If so then CB290 inflatable craft is right for you!

Saturn inexpensive CB290 Inflatable Boats are convenient, affordable, and serve all the same functions as any other Saturn boats.



### Specifications

OVERALL LENGTH:	9.6'	TUBE DIAMETER:	14.17"	MAX MOTOR POWER:	8 HP (15" SHAFT / 100 LBS)
OVERALL WIDTH:	4.53'	PERSON CAPACITY:	2+1	TUBE WEIGHT:	65 LBS

MOTOR MOUNT INCLUDED

# 9.6' Saturn Fishing

## Inflatable Boat

AIR DECK



### Description

### FCB290

Based on popular Saturn low priced CB290, new fishing variation FCB290 offers quality and durability at budget-pleasing prices, but with added features designed specifically for fishing.

Saturn FCB290 Inflatable Fishing Boats are convenient, affordable, and great for anglers of any level. Use a gas outboard motor to fly across the water at nice speeds, or go for a quiet, inexpensive, electric motor to enhance your leisure fishing on a lake, pond or river Saturn FCB290 budget inflatable boats pose the most economically viable solution to get you on the water and start fishing at no time.



### Specifications

OVERALL LENGTH:	9.6'	TUBE DIAMETER:	14.17"	MAX MOTOR POWER:	8 HP (15" SHAFT / 100 LBS)
OVERALL WIDTH:	4.53'	PERSON CAPACITY:	2+1	TUBE WEIGHT:	79 LBS

# 11' Saturn Budget Inflatable Boats

**AIR DECK**



## Specifications

OVERALL LENGTH:	11'	TUBE DIAMETER:	14.17"	MAX MOTOR POWER:	10 HP (15" SHAFT / 100 LBS)
OVERALL WIDTH:	4.53'	PERSON CAPACITY:	4	TUBE WEIGHT:	75 LBS

## Description CB330

Outstanding quality, safety, stability, speed and performance. Introducing innovative and portable budget line inflatable boats from Saturn. CB330 inflatable boats are great for fishing, diving or fun time with the family on water. Innovation and design is what makes our budget line of Saturn boats a resounding success.

Take Saturn CB330 inflatable boat out of the bag and get out onto the water in no time. It's basically a boat in a bag; you can take it anywhere and ready to go in the water at no time. Lightweight and robust constructions, stability.



# 12' Saturn Budget Inflatable Boat

**AIR DECK**



## Specifications

OVERALL LENGTH:	12'	TUBE DIAMETER:	14.17"	MAX MOTOR POWER:	15 HP (15" SHAFT / 100 LBS)
OVERALL WIDTH:	4.53'	PERSON CAPACITY:	5	TUBE WEIGHT:	78 LBS

## Description CB365

Outstanding workmanship, safety chambers, stability, speed and performance. Introducing new budget line inflatable boats from Saturn. CB365 inflatable boats are great for fun on a water, rowing, motoring, fishing, diving or as inexpensive dinghy for mainship. Can squeeze up to 5 people into that boat for transportation from main ship to the shore, or 2 persons comfortably for fishing trip and enjoyment. Innovation and design is what makes our budget line of Saturn boats a resounding success.



# 12' Saturn Inflatable Kayak & Boat Crossover

**KABOAT**



## Description

**SK396**

The KaBoat is our newest invention, patent pending. A crossover between an inflatable kayak and an inflatable boat, KaBoats take the best of both worlds to create a versatile option. Modeled after Asian Dragon boats, the KaBoat's narrow profile helps it zip through water, reaching higher speeds than other boats even with less horsepower.

Extremely portable, the KaBoat fits into a medium size bag. Instead of renting a boat while traveling, you can now take your KaBoat with you. Stable enough for flyfishing




## Specifications

OVERALL LENGTH:	12'	TUBE DIAMETER:	13"	MAX MOTOR POWER:	2.5HP
OVERALL WIDTH:	42"	PERSON CAPACITY:	2 + 1	TUBE WEIGHT:	50 LBS

# 14' Saturn Inflatable Kayak & Boat Crossover

**KABOAT**



## Description

**SK430**


This new and revolutionary product, is a crossover between an inflatable kayak and an inflatable boat – KaBoat! It can be used as a regular kayak, just paddling anywhere you want, ocean, bay, river or lake. If you get tired, use an electric or gas engine installed on marine grade plywood transom. See customer's video of 14' SK430 KaBoat with Torqeedo Travel electric motor. Use it as an inflatable boat with an outboard engine. Takes up to a 10 HP gas engine! If the battery charge or gas is low, then use it as a kayak to paddle to your destination.



## Specifications

OVERALL LENGTH:	14'	TUBE DIAMETER:	13"	MAX MOTOR POWER:	8HP
OVERALL WIDTH:	42"	PERSON CAPACITY:	3	TUBE WEIGHT:	58 LBS

# 15' Saturn Inflatable Kayak & Boat Crossover KaBoat



## Specifications

OVERALL LENGTH:	15'	TUBE DIAMETER:	13"	MAX MOTOR POWER:	10HP
OVERALL WIDTH:	42"	PERSON CAPACITY:	3 + 1	TUBE WEIGHT:	64 LBS

## Description

## SK470

This new and revolutionary product, is a crossover between an inflatable kayak and an inflatable boat – KaBoat! It can be used as a regular kayak, just paddling anywhere you want, ocean, bay, river or lake. If you get tired, use an electric or gas engine installed on marine grade plywood transom.

The 15' SK470 provides more space and comfort compare to popular SK430 model, due to the larger distances between aluminum seats and extra space in the front bow.



# 13' Saturn Inflatable Heavy-Duty KaBoat



## Specifications

OVERALL LENGTH:	13'	TUBE DIAMETER:	20"	MAX MOTOR POWER:	10HP
OVERALL WIDTH:	50"	PERSON CAPACITY:	2 + 1	TUBE WEIGHT:	90 LBS

## Description

## SK385XL

New, Extra Heavy-Duty 13' long SK385XL Wilderness series Inflatable KaBoats comes with large 16" diameter tubes and spacious interior. That make the SK385XL KaBoat excellent for remote explorations, hunting and fishing in the remote wilderness. This KaBoat model was specifically designed for use in Alaska's shallow rocky rivers. SK385XL lighter and smaller than similar type SK470XL KaBoat, and therefore is easier to handle by one person. Air floor is removable and can be protected with marine carpeting or vinyl flooring from local hardware store against accidental punctures by heavy and/or sharp objects.



# 15' Saturn Inflatable Heavy-Duty KaBoat



## Description

**SK470XL**

Extra oversized heavy-duty inflatable tubes and spacious interior make the SK470XL KaBoat perfect for remote expeditions, fishing or hunting in a rugged wilderness, away from civilization. SK470XL can also be used as heavy-duty work boat. Air floor can be protected with marine carpeting or vinyl flooring from local hardware store against accidental punctures by heavy and/or sharp objects.

SK470XL KaBoat model has 4 separate air chambers for extra safety, compared to 2 standard chambers of regular sized KaBoats.



## Specifications

OVERALL LENGTH:	15'	TUBE DIAMETER:	20"	MAX MOTOR POWER:	10HP
OVERALL WIDTH:	50'	PERSON CAPACITY:	3 + 1	TUBE WEIGHT:	122 LBS

# 16' Saturn Inflatable Heavy-Duty KaBoat



## Description

**SK487XL**

Saturn SK487XL is our largest heavy-duty Saturn KaBoat available. Now it comes with extra large 20" dia tubes and fiberglass covered transom. Extra heavy duty PVC fabric, bottom tubes covered with extra layer of materials all way up to rub strake. Saturn SK487XL is perfect large size KaBoat for fishing, hunting, exploration of wilderness or as a work boat. While being big, this boat still light enough to carry by 1 strong person.


Extra heavy-duty rub strake protectors are installed along both sides of the tubes for enhanced durability and rigidity.



## Specifications

OVERALL LENGTH:	16'	TUBE DIAMETER:	20"	MAX MOTOR POWER:	10HP
OVERALL WIDTH:	50"	PERSON CAPACITY:	4	TUBE WEIGHT:	130 LBS

# 14' Saturn Inflatable Heavy-Duty KaBoat FISHING



## Description

**FKB430**

Narrow profile means this boat can go faster with smaller outboard motors! New addition to our popular extra heavy-duty series of FB fishing inflatable boats - Saturn KaBoat with extra features, to take fishing to the next level. Real fishing machine!

With similar features as Saturn FB boats, but more slim, narrow hull for going faster with smaller outboard engines. Even 5-6HP will fly that boat nice and easy.



## Specifications

OVERALL LENGTH:	14'	TUBE DIAMETER:	18"	MAX MOTOR POWER:	10HP
OVERALL WIDTH:	60"	PERSON CAPACITY:	3+1	TUBE WEIGHT:	138 LBS

# 11' Saturn Inflatable Catamaran Boat



## Description

**MC330**

MC330 inflatable catamaran is a versatile watercraft that is great as a tender for main ship, stable fishing boat or just a weekend pleasure cruiser. MC330 is very stable boat and run nice and easy even with an inexpensive trolling electric motor. Mini Cats are designed to be inexpensive budget solution watercraft that can go nice and easy with small gas outboard or affordable electric trolling motors. However, care has to be taken when going fast against the strong winds, as it may flip boat over if operated improperly with wrong weight distribution.




## Specifications

OVERALL LENGTH:	11'	TUBE DIAMETER:	20"	MAX MOTOR POWER:	9.9HP
OVERALL WIDTH:	6.8'	PERSON CAPACITY:	4	TUBE WEIGHT:	73 LBS



# 12' Saturn Inflatable Catamaran Boat



## Description

**MC365**

Saturn new inflatable catamaran MC365 is largest in our series of twin hull type of boats. It can act as an stable fishing platform, weekend pleasure cruiser for whole family or as an excellent ship-to-shore tender to cross over beach surf.

Simple and versatile design along with catamaran-type hull allows easy planning and decent speeds even with a smaller power rating motors.



## Specifications

OVERALL LENGTH:	12'	TUBE DIAMETER:	20"	MAX MOTOR POWER:	9.9HP
OVERALL WIDTH:	6.8'	PERSON CAPACITY:	5	TUBE WEIGHT:	129 LBS

# 12' Saturn Light Inflatable Raft Ducky Boat



## Description

**RD365**

The 12' RD365 light rafts are great for whitewater river rafting, or kayaking, or as a ducky boat for fishing on a lakes and rivers. High rocker curves provide an exhilarating ride on whitewater like no other river raft or kayak! SATURN RD365 light river rafts are excellent whitewater paddleboats for 1-2 people.

The RD365 raft comes with 2 detachable inflatable thwarts, and 2 sets of Velcro oar holders for optional paddles, stakes or fishing rods.



## Specifications

OVERALL LENGTH:	12'	TUBE DIAMETER:	14"	FLOOR TYPE:	HIGH-PRESSURE AIR FLOOR
OVERALL WIDTH:	4'	PERSON CAPACITY:	2	TUBE WEIGHT:	64 LBS

# 12.5' Extra Heavy-Duty Fishing Inflatable Boat



## Specifications

OVERALL LENGTH:	12.5'	TUBE DIAMETER:	14"	FLOOR TYPE:	HIGH-PRESSURE AIR FLOOR
OVERALL WIDTH:	4'	PERSON CAPACITY:	2	TUBE WEIGHT:	81 LBS

## Description **FR380**

Based on a popular design of RD365 Saturn light river rafts, new longer 12.5' FR380 fishing rafts are great for fly fishing, river rafting, kayaking, or as a ducky boat on a rivers, lakes and ponds. High rocker offers an exhilarating ride on whitewater river, like no other raft or kayak! New Saturn FR385 fishing river rafts are excellent whitewater paddle vessels for 1-2 people.

FR380 raft features attachment points for optional motor mount and can take up to 2HP outboard, or electric trolling motor



# 9.6' Saturn Inflatable White Water River Raft



## Specifications

OVERALL LENGTH:	9.6'	TUBE DIAMETER:	17"	FLOOR TYPE:	140MM AIR DECK FLOOR
OVERALL WIDTH:	5.3'	PERSON CAPACITY:	2 + 1	TUBE WEIGHT:	73 LBS

## Description **RD365XL**

The lightweight and portable 2-person Saturn RD290 river mini raft is great for both fishing and whitewater rafting. The higher rocker provides an exhilarating ride on whitewater like no other raft! It is an excellent whitewater paddleboat for 2-3 people or a nifty rowing rig for 1 person and lightweight gear.

Both inflatable thwarts are completely detachable and removable. New heavy duty all black rub strake protector is installed all around raft perimeter.



# 12' Saturn Inflatable White Water River Raft



## Specifications

OVERALL LENGTH:	12'	TUBE DIAMETER:	17"	FLOOR TYPE:	140MM AIR DECK FLOOR
OVERALL WIDTH:	5.3'	PERSON CAPACITY:	4	TUBE WEIGHT:	85 LBS

## Description

### RD365XL

New Saturn 12' rafts is same as our popular RD290 model, but longer. RD365XL is great for fishing on a river, or whitewater rafting. The higher rocker provides an exhilarating ride on whitewater like no other raft! Rowing frame can be mounted on this raft.

It is an excellent whitewater craft for 4 people or a nifty rowing rig for 2-3 person and a gear.

The 12' length and 5'3" width is enough to handle the big whitewater or sneak through a tight fit in our smaller river canyons.



# 13' Saturn Inflatable White Water River Raft



## Specifications

OVERALL LENGTH:	13'	TUBE DIAMETER:	17"	FLOOR TYPE:	140MM AIR DECK FLOOR
OVERALL WIDTH:	5.3'	PERSON CAPACITY:	6	TUBE WEIGHT:	99 LBS

## Description

### RD385

Based on popular Saturn 12' RD365XL raft design, new RD385 is longer, 13 feet in length, offering more space and loading capacity. RD385 river raft is great for fishing on a river, or whitewater rafting up to class IV. The higher rocker offer an exhilarating ride on whitewater like no other river rafts on a market! River rowing frame can be installed on RD385 raft, and secured to D-rings on its sides.



# 13' Saturn Extra-Wide Inflatable Fishing Motor Board SUP



## Description

## FSUP380

New FSUP380 motor board features total of 4 splash guards with grommets holes on both sides. There are extra wide rub strakes between splash guards for storage and extra protection. FSUP motor board creates unique and versatile watercraft that can be rigged and used in a multitude of ways - for stand up paddling, or for using with optional beach chairs, or even zero gravity lounge.

Included motor mount can be secured between D-rings in rear of this board, for use with electric or small gas motor



## Specifications

OVERALL LENGTH:	13'	THICKNESS:	6"	COMBO:	MOTOR MOUNT INCLUDED
OVERALL WIDTH:	44"	PERSON CAPACITY:	3	TUBE WEIGHT:	38 LBS

# 13' Saturn Pro-Angler Ocean or River Fishing Kayak SELF-BAILING



## Description

## OFK396

OFK396 fishing kayak has catamaran hull with 4 drains to let water quickly escape, keeping kayak dry. It has 150mm thick drop stitch floor glued in between two inflatable tubes. Same thickness and rigidity floor as inflatable paddle boards. In addition, new OFK396 inflatable kayak has 2 easily removable large fins in a front and in a rear, in order to provide easy tracking forward, even in a windy condition. Both fins can be removed for use in white water rivers.



## Specifications

OVERALL LENGTH:	13'	TUBE DIAMETER:	12"	FLOOR TYPE:	HIGH-PRESSURE AIR DECK
OVERALL WIDTH:	3'	PERSON CAPACITY:	2+1	TUBE WEIGHT:	38 LBS

# 13' Saturn Pro-Angler Fishing Inflatable Kayaks

**NON SELF-BAILING**



## Specifications

OVERALL LENGTH:	13'	TUBE DIAMETER:	12"	FLOOR TYPE:	HIGH-PRESSURE AIR DECK
OVERALL WIDTH:	3'	PERSON CAPACITY:	1+1	TUBE WEIGHT:	43 LBS

## Description

**FK396**

This kayak is made of the same heavy-duty 1100 Dtex PVC as Saturn inflatable boats and rafts. The floor is made of a high-pressure air deck that is extremely rigid when inflated, but can be rolled up when deflated. In addition, a double layer of PVC fabric is applied to the air floor and on top of the tubes, in between the benches to prevent accidental fishing hook accidents. Rigid high buoyancy tubes make Saturn FK396 kayak so stable, that you can stand up and fish if needed.



# 14' Self Bailing Ocean/River Inflatable Kayaks

**SELF-BAILING**



## Specifications

OVERALL LENGTH:	14'	TUBE DIAMETER:	12"	FLOOR TYPE:	HIGH-PRESSURE AIR DECK
OVERALL WIDTH:	3'	PERSON CAPACITY:	2+1	TUBE WEIGHT:	34 LBS

## Description

**OK420**

BoatsToGo introduces new type of commercial grade inflatable kayak that can be used almost anywhere, suitable for rentals and recreation. What makes this kayak unique is 4 self bailing openings along floor sizes that allows water to escape, without flooding kayak hull. That makes new OK420 kayak ideal for use not only on white water river, lake or bay, but also in an ocean, where waves can get inside kayak and then freely escape through the openings along the floor.



# 12' Inflatable Kayak with Fin Pedal Drive



## Description

**FPK365**

New, innovative Saturn FPK365 inflatable kayak can be used in a single or tandem configurations. Use kayak in a single configuration with a pedal drive. Fin pedal drive offers easy and powerful method of propulsion while using power of legs only. Any type of low or high beach chair can be mounted on top of that kayak with a help of 4 sets of double D-rings. Pedal drive offers greater speed than using kayak paddle, and excellent for workout, pleasure cruising or fishing. FPK365 inflatable kayak comes with pre installed rotomolded well for pedal drive.



## Specifications

OVERALL LENGTH:	12'	TUBE DIAMETER:	8"	FLOOR TYPE:	HIGH-PRESSURE AIR DECK
OVERALL WIDTH:	38"	PERSON CAPACITY:	1+1	TUBE WEIGHT:	43 LBS

# 12' Inflatable Kayak with Propeller Pedal Drive



## Description

**PK365**

- 2 removable fins in front and rear.
- 2 Accessory tracks for optional fishing rod holders, cup holders, fish finders, etc.
- Improved, easy install motor mount plate attachment with 2 tie downs.
- New, lighter, compact folding bike drive with improved pedals.
- Set of D-rings for easy install of included optional DIY kayak rudder.
- Self bailing drain ports on both sides, for dry ride.
- Snap-in holders for kayak paddles on left side.



## Specifications

OVERALL LENGTH:	12'	TUBE DIAMETER:	8"	FLOOR TYPE:	HIGH-PRESSURE AIR DECK
OVERALL WIDTH:	38"	PERSON CAPACITY:	1+1	TUBE WEIGHT:	33LBS

# ACCESSORIES



**INFLATABLE  
FENDERS**

**MODEL:**  
FNDR3018



**1HP LIGHT ELECTRIC  
MOTOR 12V**

**MODEL:**  
HE-50744-66\_B



**FLOATING DOCK  
CONTAINER**

**MODEL:**  
DOCK



**ELECTRIC FIN MOTOR  
FOR KAYAKS AND SUPS**

**MODEL:**  
EP18C



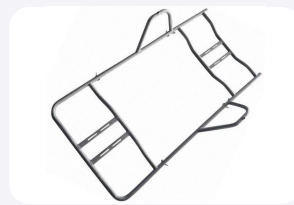
**CENTRAL CONSOLE  
FOR BOAT**

**MODEL:**  
CONSOLE



**SEATING FRAME  
FOR BOATS, KAYOTS, RAFTS**

**MODEL:**  
FRAME



**RIVER RAFT  
ROWING FRAMES**

**MODEL:**  
RAFTFRM-R



**DIGITAL HIGH-PRESSURE  
ELECTRIC PUMP W/BATTERY**

**MODEL:**  
GP80BD



**2-BOW FOLDING  
BIMINI TOP**

**MODEL:**  
2BOW



**INFLATABLE BOAT  
LAUNCHING WHEELS**

**MODEL:**  
DWHEELS



**INFLATABLE BOAT  
LIFTING TABS**

**MODEL:**  
TABS SYSTEM 9"



**INFLATABLE BOAT  
COVERS**

**MODEL:**  
BC330W



**BOAT CARRY  
BAG**

**MODEL:**  
BAG-R



**REPLACEMENT  
INFLATION VALVE**

**MODEL:**  
VALVEI



**DELUXE SPORT FISHING  
KAYAK SEAT**

**MODEL:**  
KSEAT\_SP



**SPARE VALVE  
ADAPTER**

**MODEL:**  
ADAPTER

# SATURN



## Why Choose Saturn?

- Over 20 years of experience with inflatable boats.
- Cutting edge technology and innovations.
- Heat-welded seams in most inflatables.
- Fiberglass covered transoms on most boats.
- Heavy-duty German Heytex PVC fabrics.
- Up to 5 Years of Manufacturer Warranty.