

# CREATIVE BUILDING SUPPLY



P.O. BOX 299 501 PROSPECT ST. • LAKEWOOD, N.J. 08701

PH.: 732 367-6333 • FAX: 732 367-9568

E-MAIL: [jimv@cbsheetmetal.com](mailto:jimv@cbsheetmetal.com)

3 About Us

4-5 4.2 Roll Forming

6-7 Custom Fabrication Shop

8-9 Stock List

10 Roof and Floor Decks

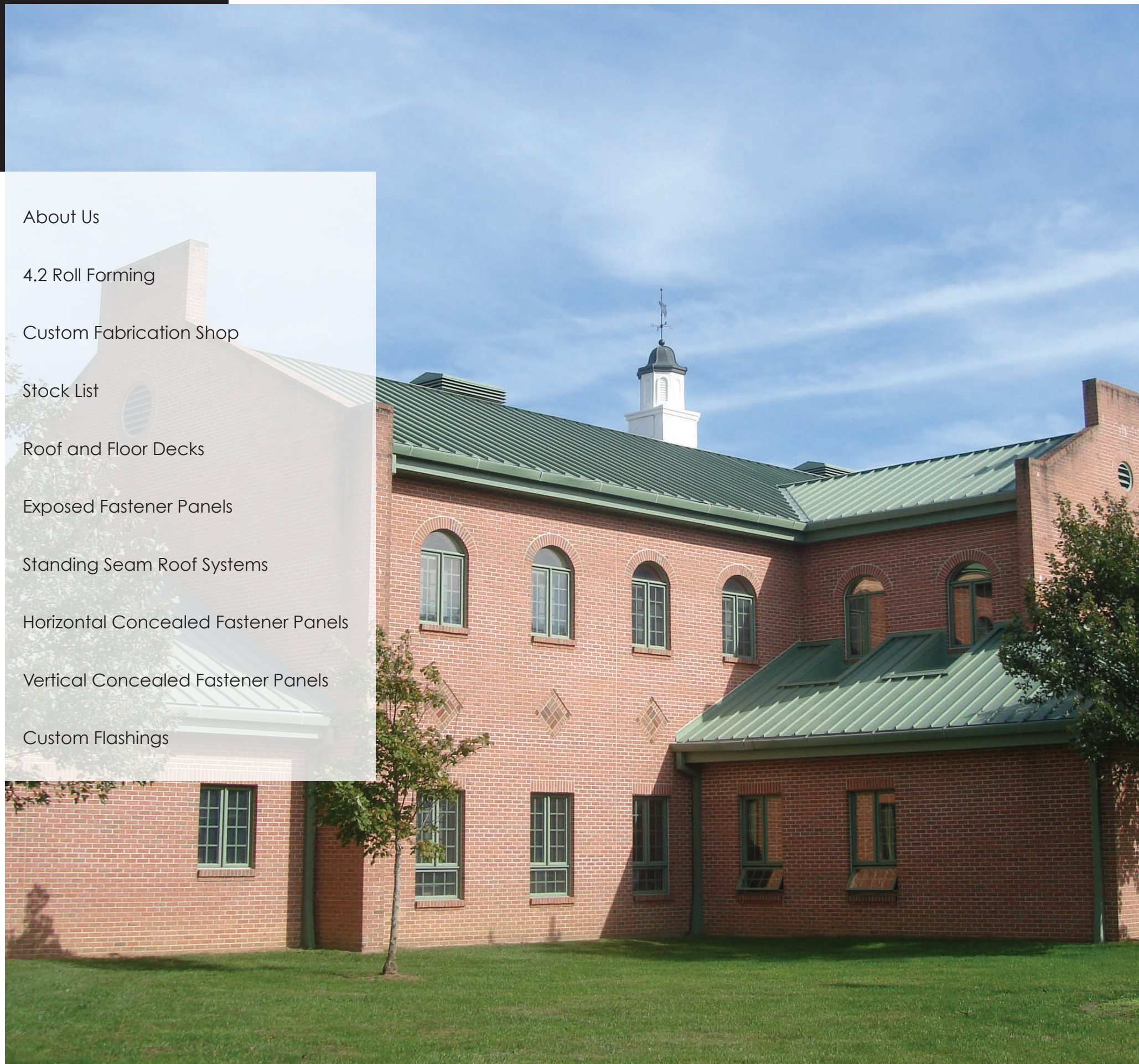
11 Exposed Fastener Panels

12 Standing Seam Roof Systems


13 Horizontal Concealed Fastener Panels

14 Vertical Concealed Fastener Panels

15 Custom Flashings



Meet The CBS Family:  
Creative Building Supply  
was founded 20 years ago  
by Jim Vihonsky on the  
same principals that con-  
tribute to its success today;  
Quality Products at a Fair  
Price.



**Corporate Partners:**

Jim Vihonsky, Dale Hugo, Greg Kile, Bill Kile

For over 20 years, Creative  
Building Supply has been  
fabricating sheetmetal for  
commercial and residen-  
tial purposes. CBS remains  
an industry leader through  
customer satisfaction by  
providing a quality product  
- **every time.**



**Sales Staff:**

Jim Vihonsky, Dale Hugo, George Mazeika, Greg Kile



**Office Staff:**

Bertha Vihonsky, Jackie Krutulis,  
Amber Hugo



**Fabrication & Warehouse Staff:**

Brian Hugo, Jerry D'Amico, Fred Ens, James Crimmins,  
Andrew Flynn, Bill Kile, Ed Zapata



**CBS Staff:**

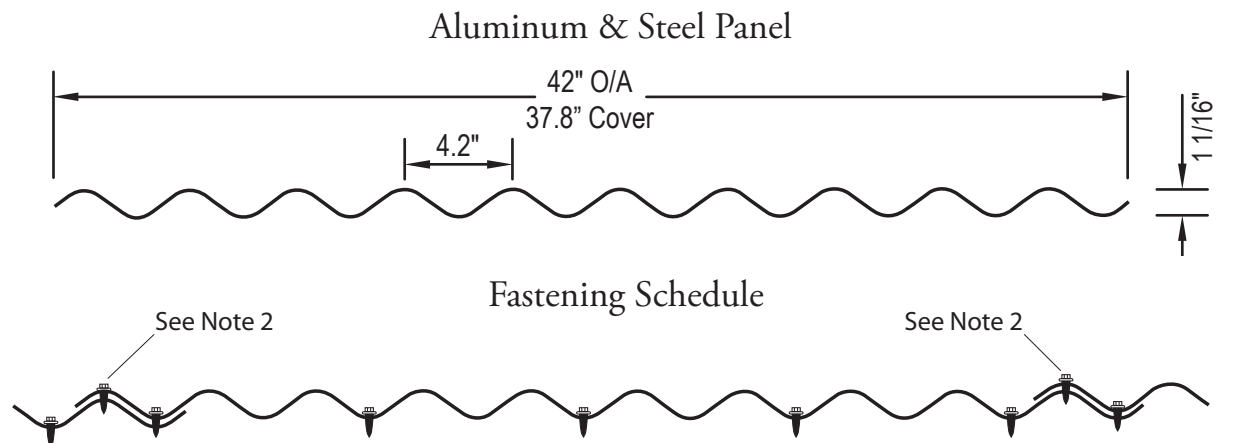
From Top Left: Brian Hugo, Jerry D'Amico, George Mazeika, Jim Vihonsky, Dale Hugo, Fred Ens, Bill Kile  
James Crimmins, Bertha Vihonsky, Jackie Krutulis, Amber Hugo, Andrew Flynn, Ed Zapata, Greg Kile

# CREATIVE BUILDING SUPPLY'S 4.2 ROLL-FORMER

4.2 Corrugated Roll-Formed to 40'. 24-18 Gauge Galvanized - Galvalume - Stainless Steel - Aluminum. Asbestos/Transite Replacement Panels.



## 4.2 SPECS



**Notes:**

1. Recommended Fastener Lengths for use with insulation supplied upon request.
2. Side-laps should be fastened at 12" on center with a 7/8" long self drilling, self-tapping stitch screw.
3. Painted fasteners are available to match painted panels.
4. The use of nails to fasten these panels is NOT recommended.
5. High-wind conditions, fasten at every low corrugation at eaves & endlaps.
6. Roof slopes less than 2:12, Butyl tape is recommended at side-laps & end laps.

MATERIAL	WT. / SF. PLAIN	WT. / SF. PAINTED	METAL SPECIFICATIONS
ALUMINUM .032 .040 .050	.491 .606 .760	.504 .619 .773	3003 Alloy Conforming to ASTM B-209 30,000 PSI Typical yield strength
GALVANIZED 24 GAUGE 22 GAUGE 20 GAUGE 18 GAUGE	1.086 1.371 1.715 2.160	- - - -	G-90 Coating Designation conforming to ASTM A-446 40,000 PSI Min. yield strength
GALVALUME 24 GAUGE 22 GAUGE 20 GAUGE 18 GAUGE	1.057 1.326 1.657 2.126	1.070 1.339 1.670 2.139	0.55 oz. Alum-Zinc Coating per Sq. Ft. 40,000 PSI Typical yield strength
STAINLESS STEEL 24 GAUGE 22 GAUGE 20 GAUGE 18 GAUGE	1.143 1.523 1.905 2.286	- - - -	304 Alloy conforming to ASTM A-167 42,000 PSI Typical yield strength

### RECOMMENDED LOAD SPAN TABLE

Gauge	Spans	4' 0"	5' 0"	6' 0"	7' 0"	8' 0"	9' 0"
.032 ALUM	1 & 2	80	50	35	26	20	16
	3	100	64	45	33	25	20
.040 ALUM.	1 & 2	101	64	45	38	25	20
	3	128	82	57	48	32	25
.050 ALUM.	1 & 2	126	81	56	41	32	25
	3	160	102	71	52	40	32
24 GA STEEL	1 & 2	102	65	45	33	25	20
	3	127	81	57	42	32	25
22 GA STEEL	1 & 2	125	80	56	41	31	25
	3	156	100	70	51	39	31
20 GA STEEL	1 & 2	150	96	67	49	37	30
	3	187	120	83	61	47	37
18 GA STEEL	1 & 2	195	125	87	64	49	39
	3	244	156	108	80	61	48

- Uniform POSITIVE Load in Pounds Per Sq. Ft.
- STRESS ONLY Does Not Include Deflection


# CREATIVE BUILDING SUPPLY CUSTOM FABRICATION SHOP



**RASXXL** The RAS XXL-Center gives CBS the ability to form up to 20' long panels and flashing with speed and accuracy. The twin fold system eliminates the need to flip or spin the material, reducing fabrication time. With 20' lengths of gutters and flashing you will have less splicing, reducing your labor time and the chance of leaks.



At right is a photo of a PBR panel CBS was able to reproduce for our customer. Made from 24 gauge Type 304 2B Stainless Steel 18' long. Our customer avoided costly set-up charges and minimum quantity requirements. No matter what size job, big or small, our team is dedicated to giving you the best quality panels and flashings - Making your job easier.



## EUROMAC BX 1250/30

The EUROMAC BX 1250/30 Autoindex Press Punch gives CBS the ability to pre-punch holes or patterns in the material being used prior to fabrication. Pilot holes, metal closures, even mitered corners for horizontal wall panels can be made quickly and accurately. With the MTE-4 Die Holder, we are able to program up to 4 different style punches into one job. Holes, notches, and punch outs done in one pass, without costly die changes.

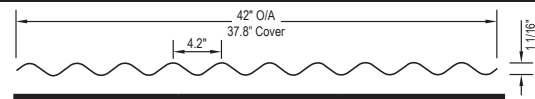


# WAREHOUSE STOCK LIST

Creative Building Supply keeps an extensive stock of our most commonly ordered items. Yet another way that allows us to go the extra distance to deliver on time, every time.



## 4.2 Corrugated Galvanized



18 GA	20 GA	22 GA
42" x 8'	42" x 8'	42" x 8'
42" x 10'	42" x 10'	42" x 10'
42" x 12'	42" x 12'	42" x 12'

## 2 1/2 X 1/2 Corrugated Galvanized



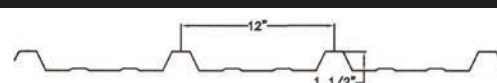
18 GA	20 GA	22 GA	24 GA	26 GA
27 1/2" X 8'	27 1/2" X 8'	27 1/2" X 8'	27 1/2" X 8'	27 1/2" X 8'
27 1/2" X 10'	27 1/2" X 10'	27 1/2" X 10'	27 1/2" X 10'	27 1/2" X 10'
27 1/2" X 12'	27 1/2" X 12'	27 1/2" X 12'	27 1/2" X 12'	27 1/2" X 12'
27 1/2" X 20'	27 1/2" X 20'			27 1/2" X 20'

## 2.67 X 7/8 Corrugated




Aluminum		Galvalume	
.032	47" x 8'	24 GA	36" x 8'
.032	47" x 10'	24 GA	36" x 10'
.032	47" x 12'	24 GA	36" x 10'

## Ultra-Rib Painted White



26 GA	38 5/8" X 8'
26 GA	38 5/8" X 10'
26 GA	38 5/8" X 12'
26 GA	38 5/8" X 20'

## 2 1/2" X 1/2" 8 Oz Corrugated Fiberglass



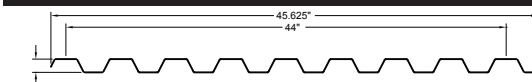
Clear	White	Green
52 1/2" X 8'	52 1/2" X 8'	52 1/2" X 8'
52 1/2" X 10'	52 1/2" X 10'	52 1/2" X 10'
52 1/2" X 12'	52 1/2" X 12'	52 1/2" X 12'

## Aluminum Stucco Embossed 8" Rib



.032	41 5/8" X 8'	.040	41 5/8" X 8'
.032	41 5/8" X 10'	.040	41 5/8" X 10'
.032	41 5/8" X 12'	.040	41 5/8" X 12'
.032	41 5/8" X 20'	.040	41 5/8" X 20'

## Aluminum Stucco Embossed 4" Rib



.032	45.625" x 8'	45.625" x 10'	45.625" x 12'
------	--------------	---------------	---------------

## Aluminum Mill Finish Aluminum Stucco Embossed

4' x 10' Flats	4' Wide Coil	4' x 10' Flats	4' Wide Coil
.032	.032	.032	.032
.040	.040	.040	.040
.050	.050		

## Painted Aluminum Flats

4' x 10' Flats	
.040	White / White
.032	Dark / Med Bronze
.032	White / White
.040	Dark Bronze / White
.040	Dark Bronze Anodized*
.063	Diamond Plate
.040	Clear Anodized*

\* Also Available in 4' x 8'

## Flat Sheet & Coil Stock

### G-90 Galvanized

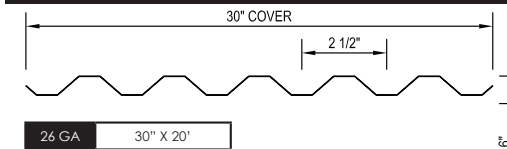
4' x 10' Flats	4' Wide Coils
10 GA	18 GA
12 GA	20 GA
14 GA	22 GA
16 GA	24 GA
18 GA	
20 GA	
22 GA	
24 GA	

### 24 GA Galvalume Plus: 4' x 10' Flats & 4' Wide Coils

### 24 GA Kynar Painted Galvalume

4' x 10' Flats	
Dark Bronze	Regal White
Medium Bronze	Bone White
Mansard Brown	Stone White
Colonial Red	Sandstone
Classic Green	Patina Green
Hartford Green	Burgundy
Regal Blue	Slate Blue
Charcoal Gray	Slate Gray
Surrey Beige	Bright Copper


### Type-S 9/16 Centering Galvanized




26 GA	30" X 20'
-------	-----------

### Accessories

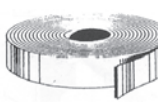
#### Stainless Steel Self Tapping Screws



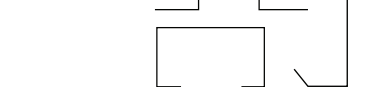
#### Grommet Seals



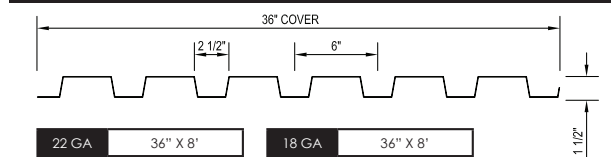
#### Butyl Tape



#### Girts & Hats

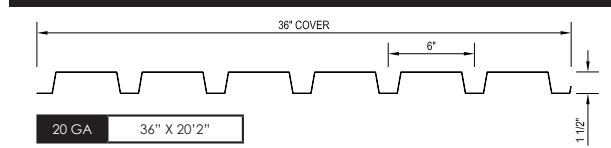


### Type-B Galvanized Roof Deck



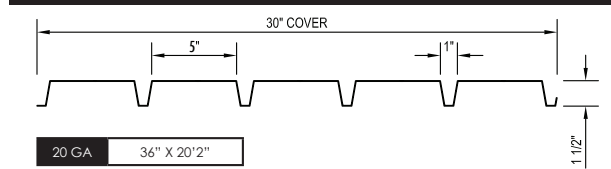
22 GA	36" X 8'	18 GA	36" X 8'
22 GA	36" X 10'	18 GA	36" X 10'
22 GA	36" X 12'	18 GA	36" X 12'
22 GA	36" X 20'2"	18 GA	36" X 20'2"
22 GA	36" X 24'2"	18 GA	36" X 24'2"

### Type-F Galvanized Roof Deck



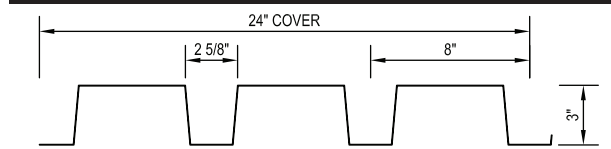
20 GA	36" X 20'2"
-------	-------------

### Type-A Galvanized Roof Deck



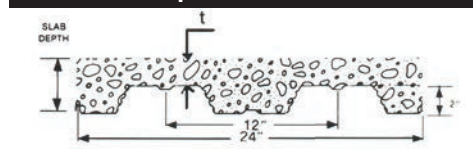
20 GA	36" X 20'2"
-------	-------------

### Type-N Galvanized Roof Deck



20 GA	24" X 20'
20 GA	24" X 24'

### Lok-2 Composite Floor Deck - Galvanized



20 GA	36" X 20'
20 GA	36" X 24'




# ROOF & FLOOR DECKS

We inventory a full line of decking in standard lengths. Custom lengths available upon request.

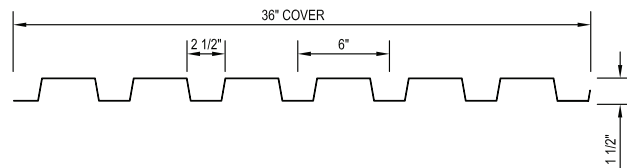


# EXPOSED FASTENER PANELS

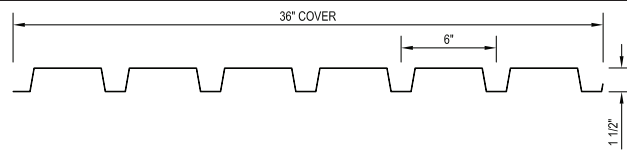
Standard profiles or we can duplicate hard to find profiles in various metals and gauges.



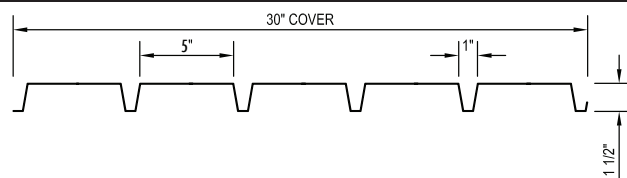
**Type-B Galvanized Roof Deck**



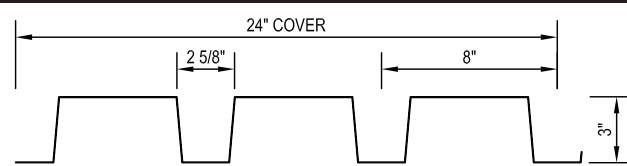
**Type-F Galvanized Roof Deck**



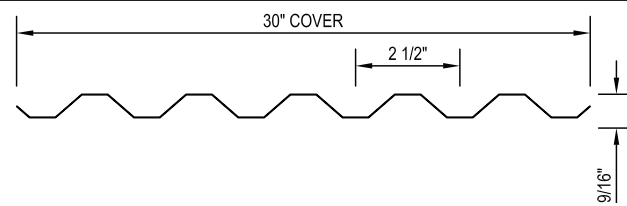
**Type-A Galvanized Roof Deck**



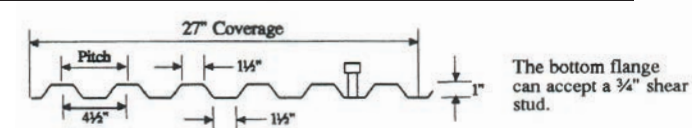
**Type-N Galvanized Roof Deck**



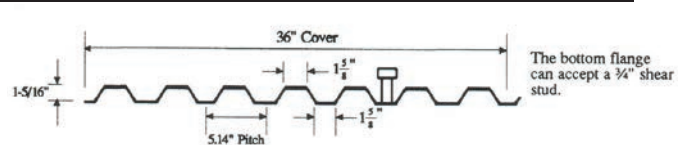
**Type-S 9/16 Centering Galvanized**



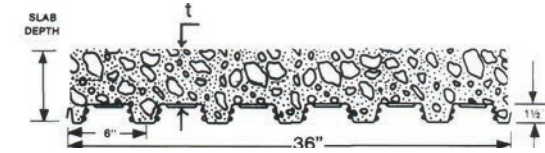
**Type-HD**



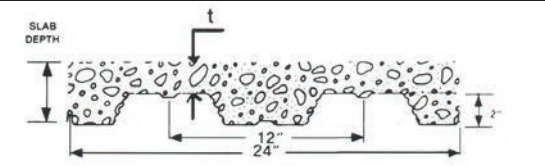
**Type-EHD**



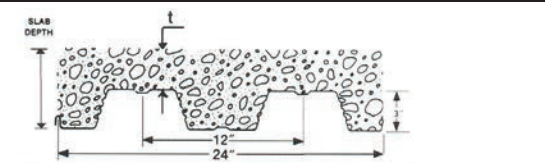
**Lok-1 Composite Floor Deck - Galvanized**



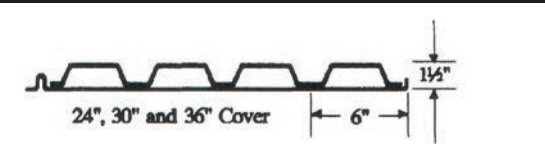
**Lok-2 Composite Floor Deck - Galvanized**



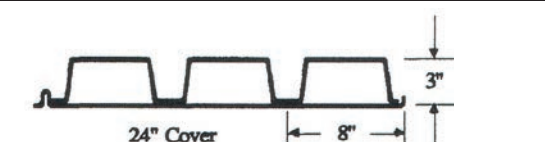
**Lok-3 Composite Floor Deck - Galvanized**



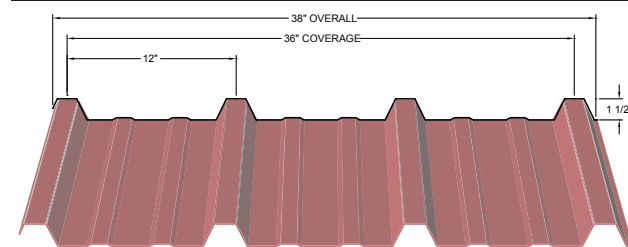
**1 1/2 Cellular Deck**



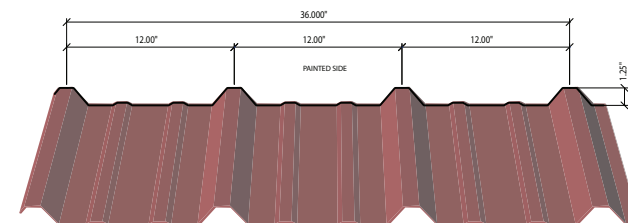
**3 inch Cellular Deck**



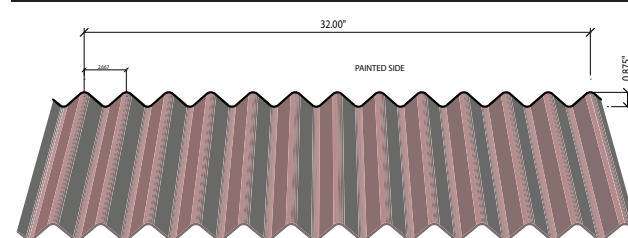
**Ultra Rib**



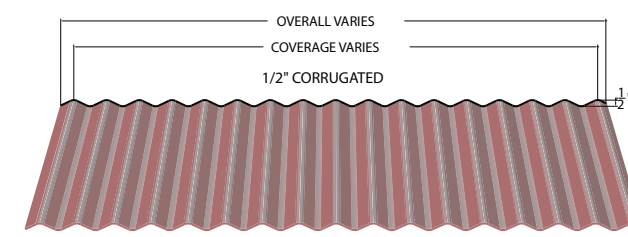
**Mighty-Rib**



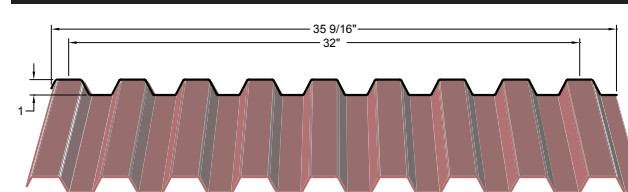
**7/8 Corrugated**



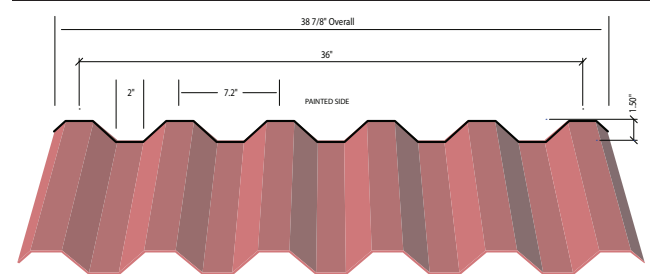
**1/2 inch Corrugated**



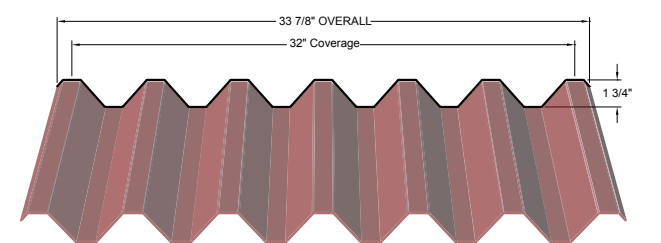
**4 inch Rib**



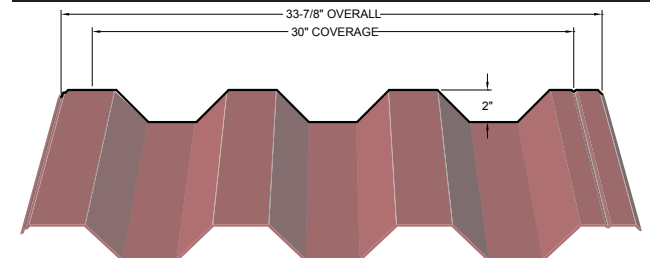
**Heffi Rib**



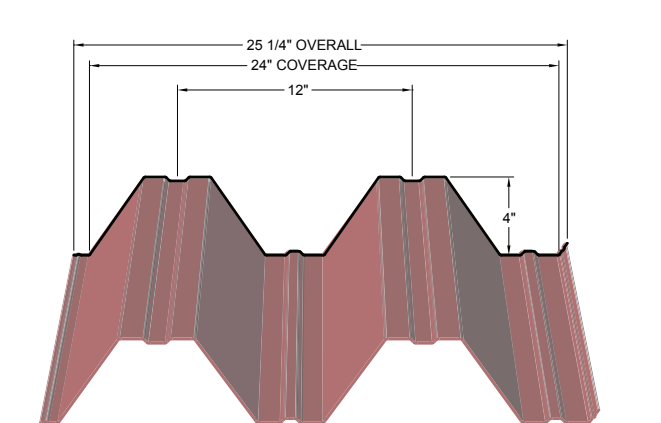
**V-Beam**



**Deep Rib II**



**Deep Rib IV**



# STANDING SEAM ROOF SYSTEMS

Available in many colors, gauges, and material. Roll formed to length

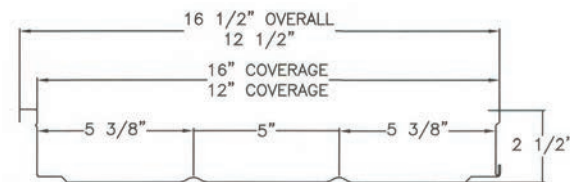


# HORIZONTAL CONCEALED FASTENER PANELS


Available in many colors, gauges, and material in lengths to 20'. Mitered corners available.



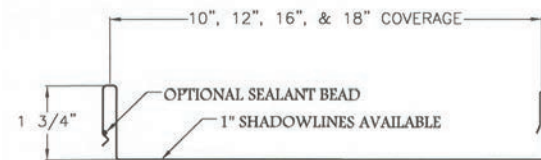
## Stand 'N Seam



## Snap-On-Seam



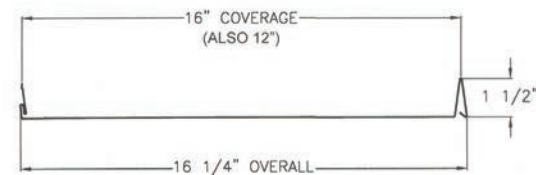
## Thin Seam




## Snap-On-Batten




## Slim Seam®




## High Seam



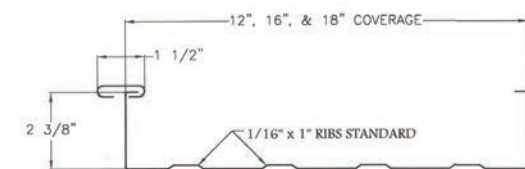
## AMP Lok



## Double Lok

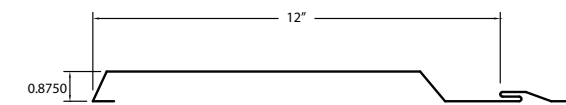


## T-Rib®

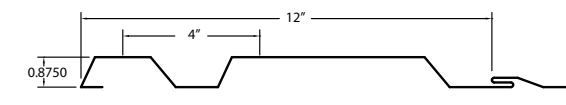


## 12 Inch Nominal Width

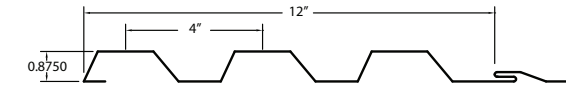
### HCF12-1 with screw flange



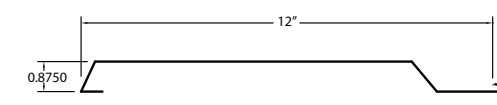
### HCF12-2 with screw flange



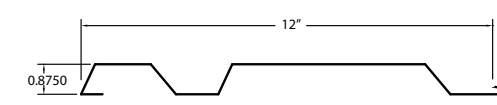
### HCF12-3 with screw flange



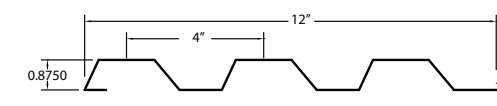
### HCF12-1C with clips



### HCF12-2C with clips

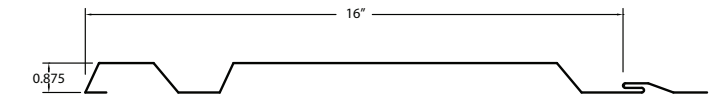


### HCF12-3C with clips

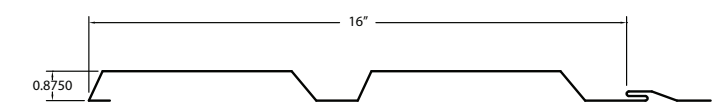


## 16 Inch Nominal Width

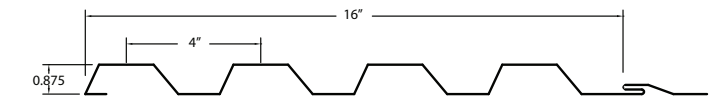
### HCF16-1 with screw flange



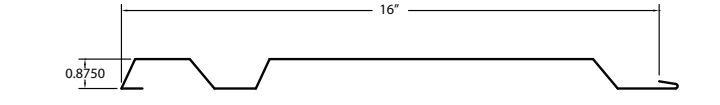
### HCF16-2 with screw flange



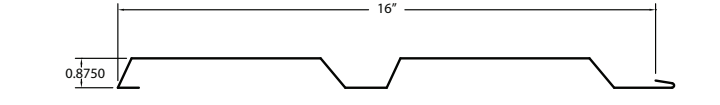
### HCF16-4 with screw flange



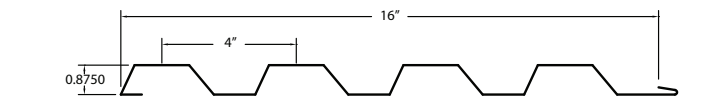
### HCF16-1C with clips



### HCF16-2C with clips




### HCF16-4C with clips



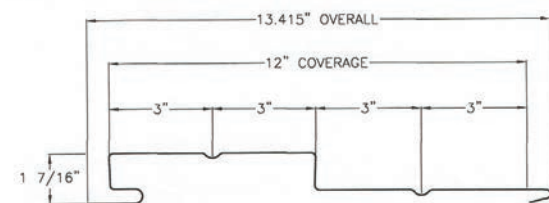
# VERTICAL CONCEALED FASTENER PANELS



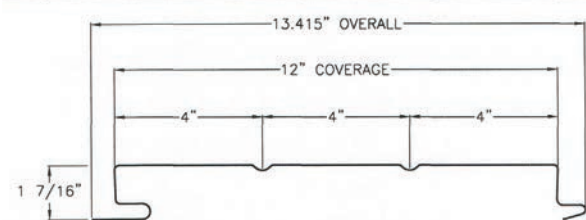
## LP-15 Liner Panel



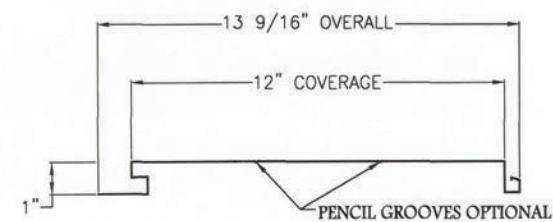
## CFP-6™



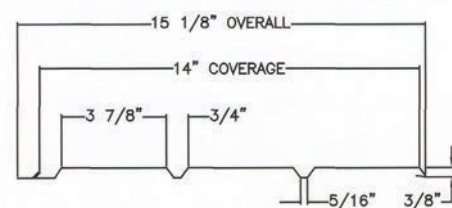
## CFP-12™



## Décor-Flush®



## Posi-Lock Soffit



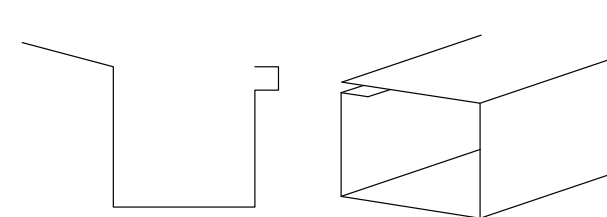
Mitered corners for Horizontal wall panel HCF12-3C

# CUSTOM FLASHINGS

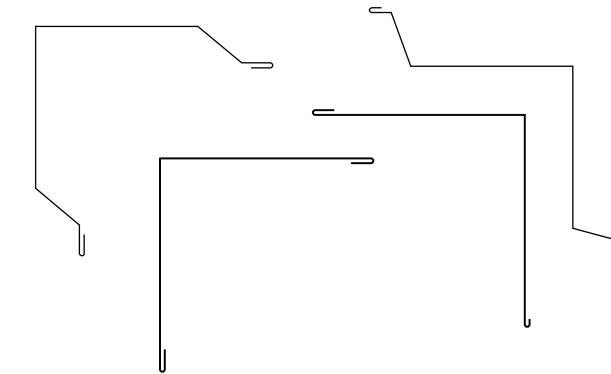
Standard profiles available or we can custom form to your specification up to 20'.



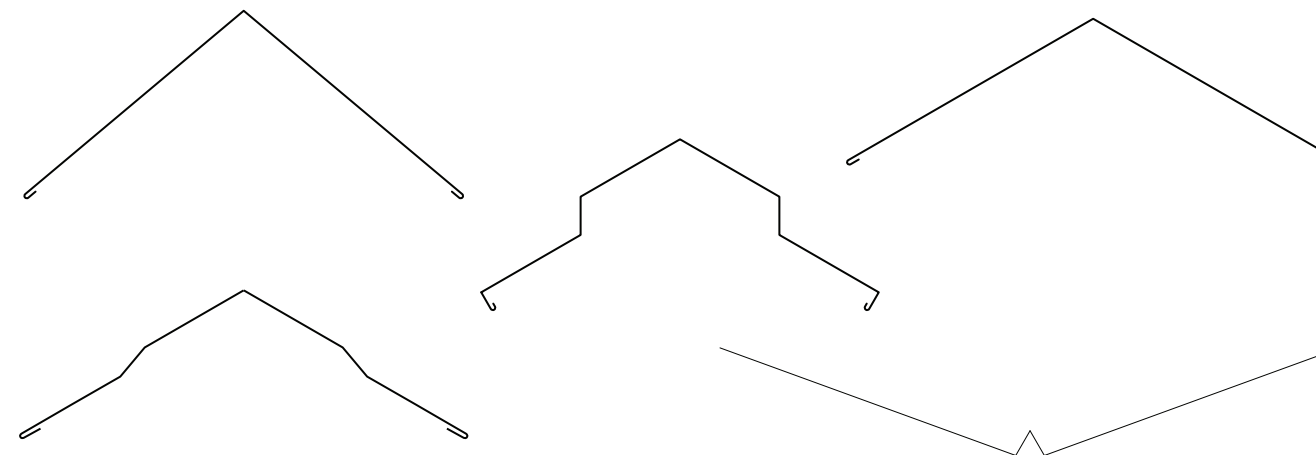
## Box Gutter / w Leader & Accessories



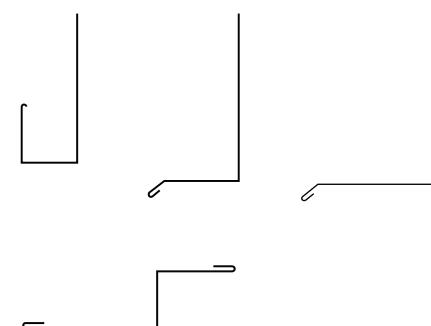
## Inside / Outside Corners



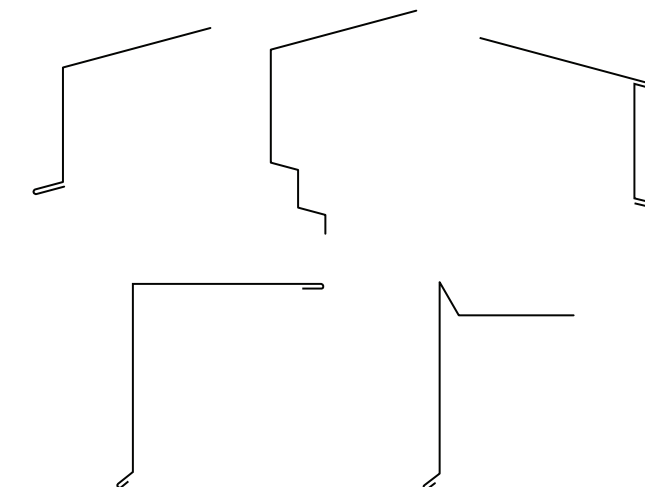
## Ridge, Hip & Valley



## Doors & Windows




## Roof Edging





# CREATIVE BUILDING SUPPLY



P.O. BOX 299 501 PROSPECT ST. • LAKEWOOD, N.J. 08701

PH.: 732 367-6333 • FAX: 732 367-9568

E-MAIL: [jimv@cbsheetmetal.com](mailto:jimv@cbsheetmetal.com)