



# **Disaster Relief Fund: Monthly Report**

**as of January 31, 2022**

*February 7, 2022*

**Fiscal Year 2022 Report to Congress**



**Homeland  
Security**

*Federal Emergency Management Agency*

# Foreword from the Administrator

February 7, 2022

I am pleased to present the following, “Disaster Relief Fund: Monthly Report,” which has been prepared by the Federal Emergency Management Agency.

This document has been compiled pursuant to language set forth in the Fiscal Year (FY) 2022 Further Continuing Appropriations Act (P.L. 117-70), which extends the terms and conditions of the FY 2021 Department of Homeland Security Appropriations Act (P.L. 116-260) and its accompanying Joint Explanatory Statement and House Report 116-458; and in the Coronavirus Aid, Relief, and Economic Security Act (P.L. 116-136).



Pursuant to congressional requirements, this report is being provided to the following Members of Congress:

The Honorable Lucille Roybal-Allard  
Chairwoman, House Appropriations Subcommittee on Homeland Security

The Honorable Chuck Fleischmann  
Ranking Member, House Appropriations Subcommittee on Homeland Security

The Honorable Chris Murphy  
Chair, Senate Appropriations Subcommittee on Homeland Security

The Honorable Shelley Moore Capito  
Ranking Member, Appropriations Subcommittee on Homeland Security

Inquiries relating to this report may be directed to me at (202) 646-3900.

Sincerely,

A handwritten signature in blue ink that reads "Deanne Criswell". The signature is written in a cursive, flowing style.

Deanne Criswell  
Administrator  
Federal Emergency Management Agency



# Disaster Relief Fund: Monthly Report as of January 31, 2022

## Table of Contents

I.	Legislative Language.....	1
II.	Background .....	3
	Appendix A: DRF Appropriations Summary .....	5
	Appendix B: DRF Funding Activity .....	6
	Appendix C: Obligations and Estimates by Spending Category.....	14
	Appendix D: Allocations, Obligations, & Expenditures.....	15
	Appendix E: Fund Exhaustion Date.....	25
	Appendix F: DRF Cost Estimation Bridge Table .....	26
	Appendix G: BRIC-PDM History and Fund Status .....	28

# I. Legislative Language

This document has been compiled pursuant to language set forth in the Fiscal Year (FY) 2022 Further Continuing Appropriations Act (P.L. 117-70), which extends the terms and conditions of the FY 2021 Department of Homeland Security Appropriations Act (P.L. 116-260) and its accompanying Joint Explanatory Statement and House Report 116-458; and in the Coronavirus Aid, Relief, and Economic Security Act (P.L. 116-136).

P.L. 117-70 states:

SEC. 101. The Continuing Appropriations Act, 2022 (division A of Public Law 117-43) is amended—

(1) by striking the date specified in section 106(3) and inserting “February 18, 2022”...

P.L. 117-43 states:

The following sums are hereby appropriated, out of any money in the Treasury not otherwise appropriated, and out of applicable corporate or other revenues, receipts, and funds, for the several departments, agencies, corporations, and other organizational units of Government for fiscal year 2022, and for other purposes, namely:

SEC. 101. Such amounts as may be necessary, at a rate for operations as provided in the applicable appropriations Acts for fiscal year 2021 and under the authority and conditions provided in such Acts, for continuing projects or activities (including the costs of direct loans and loan guarantees) that are not otherwise specifically provided for in this Act, that were conducted in fiscal year 2021, and for which appropriations, funds, or other authority were made available in the following appropriations Acts:

... (6) The Department of Homeland Security Appropriations Act, 2021 (division F of Public Law 116-260), except section 538, and including sections 101 through 103 and section 105 of title I of division O of Public Law 116-260.

SEC. 106. Unless otherwise provided for in this Act or in the applicable appropriations Act for fiscal year 2022, appropriations and funds made available and authority granted pursuant to this Act shall be available until whichever of the following first occurs:

(1) The enactment into law of an appropriation for any project or activity provided for in this Act.

(2) The enactment into law of the applicable appropriations Act for fiscal year 2022 without any provision for such project or activity.

(3) December 3, 2021.

P.L. 116-260 (referenced above) states:

The reporting requirements in paragraphs (1) and (2) under the heading “Federal Emergency Management Agency-Disaster Relief Fund” in the Department of Homeland Security Appropriations Act, 2015 (Public Law 114-4) shall be applied in fiscal year 2021 with respect to budget year 2022 and current fiscal year 2021, respectively-

- (1) in paragraph (1) by substituting “fiscal year 2022” for “fiscal year 2016”; and
- (2) in paragraph (2) by inserting “business” after “fifth”.

P.L. 114-4 (referenced above) states:

*Provided*, That the Administrator of the Federal Emergency Management Agency shall submit to the Committees on Appropriations of the Senate and the House of Representatives the following reports, including a specific description of the methodology and the source data used in developing such reports.

- (2) an estimate or actual amounts, if available, of the following for the current fiscal year shall be submitted not later than the fifth day of each month, and shall be published by the Administrator on the Agency's Web site not later than the fifth day of each month:
  - (A) a summary of the amount of appropriations made available by source, the transfers executed, the previously allocated funds recovered, and the commitments, allocations, and obligations made;
  - (B) a table of disaster relief activity delineated by month, including-
    - (i) the beginning and ending balances;
    - (ii) the total obligations to include amounts obligated for fire assistance, emergencies, surge, and disaster support activities;
    - (iii) the obligations for catastrophic events delineated by event and bystate; and
    - (iv) the amount of previously obligated funds that are recovered;
  - (C) a summary of allocations, obligations, and expenditures for catastrophic events delineated by event;

- (D) in addition, for a disaster declaration related to Hurricane Sandy, the cost of the following categories of spending: public assistance, individual assistance, mitigation, administrative, operations, and any other relevant category (including emergency measures and disaster resources); and
- (E) the date on which funds appropriated will be exhausted...

P.L. 116-136 states:

*Provided further,* That every 30 days the Administrator shall provide the Committees on Appropriations of the Senate and the House of Representatives both projected and actual costs for funds provided under this heading for major disasters and any other expenses...

This report covers activities as of January 31, 2022.

## II. Background

P.L. 116-260 requires that the Federal Emergency Management Agency (FEMA) Administrator provide a report by the fifth business day of each month on the Disaster Relief Fund (DRF) that includes a funding summary, a table delineating DRF funding activities each month by state and event, a summary of the funding for the catastrophic events, and the fund exhaustion date, or end-of-fiscal-year balance.

P.L. 116-136 requires that both projected and actual costs for funds provided by it for major disasters and any other expenses be provided to the House and Senate Appropriations Committees.

Consequently, the following report elements are included:

1. Appendix A is an appropriations summary that includes a synopsis of the amount of appropriations made available by source, the transfers executed, the previously allocated funds recovered, and the commitments, allocations, and obligations.
2. Appendix B presents details on the DRF funding activities delineated by month.
3. Appendix C presents obligations and estimates by spending category for Hurricanes Sandy, Harvey, Irma, and Maria; Coronavirus Disease 2019 (COVID-19); and declarations since August 1, 2017.
4. Appendix D presents funding summaries for the current active catastrophic events including the allocations, obligations, and expenditures.
5. Appendix E presents the fund exhaustion date, or end-of-fiscal-year balance.
6. Appendix F presents a bridge table that provides explanation for the monthly and baseline change for all activities to include details for catastrophic events.
7. Appendix G presents the fund history and current status of the Building Resilient Infrastructure and Communities (BRIC)/Pre-Disaster Mitigation (PDM) program.

<b>Disaster Relief Fund Congressional Monthly Report</b>			
<b>as of January 31, 2022</b>			
(Dollars in Millions)			
	<b>Major Declarations</b>	<b>Base</b>	<b>Total</b>
Carryover From FY 2021	\$ 28,327	\$ 4,037	\$ 32,364
FY 2022 Appropriation/CR <sup>(1)</sup>	17,142		17,142
FY 2022 Recoveries	1,438	111	1,549
<b>Total Budget Authority</b>	<b>46,907</b>	<b>4,148</b>	<b>51,055</b>
Anticipated Transfers to DADLP <sup>(2)</sup>	(80)		(80)
6% for Predisaster Mitigation per DRRRA <sup>(3)</sup>	(29)		(29)
Anticipated Transfers to USAID <sup>(4)</sup>		(10)	(10)
<b>Revised Budget Authority</b>	<b>46,798</b>	<b>4,138</b>	<b>50,936</b>
Obligations <sup>(5)</sup>	(16,803)	(205)	(17,008)
<b>Balance</b>	<b>29,995</b>	<b>3,933</b>	<b>33,928</b>
<b>Projections for the Remainder of FY 2022</b>			
Projected FY 2022 Additional Obligations			
Based on Existing Spend Plans			
Non-Catastrophic Disasters			
Catastrophic Disasters	(24,672)		(24,672)
DRS and Other		(287)	(287)
Predisaster Mitigation			
<b>Subtotal Existing Spend Plans</b>	<b>(24,672)</b>	<b>(287)</b>	<b>(24,959)</b>
Based on 10-year Average			
Non-Catastrophic Disasters	(1,561)		(1,561)
EM, FMAG, and SU		(394)	(394)
<b>Subtotal 10-year Average</b>	<b>(1,561)</b>	<b>(394)</b>	<b>(1,955)</b>
<b>Total Projected FY 2022 Additional Obligations</b>	<b>(26,233)</b>	<b>(681)</b>	<b>(26,914)</b>
Projected Additional Recoveries	1,562	189	1,751
<b>Balance</b>	<b>\$ 5,324</b>	<b>\$ 3,441</b>	<b>\$ 8,765</b>

**Notes:**

(1) Pursuant to section 133 of the FY 2022 Continuing Appropriations Act (P. L. 117-43), the DRF appropriation may be apportioned as necessary, up to the FY 2021 enacted levels, to carry out response and recovery activities.

(2) Pursuant to P.L. 116-260, FY 2021 DHS Appropriations Act and FY 2022 Continuing Appropriations Act (P.L. 117-43).

(3) Pursuant to the Disaster Recovery Reform Act (DRRA) (P.L. 115-254). See Appendix G for additional information regarding the BRIC program balance. The BRIC funding continues to be available to FEMA for other purposes should the DRF Majors balance drop too low to cover immediate response or recovery needs.

(4) Anticipated transfers to the U.S. Agency for International Development (USAID) for Compact Aid Agreement.

(5) As of January 31, 2022, unobligated commitments totaled \$270 million and uncommitted/unobligated allocations totaled \$1,281 million.

Source of financial information is the Integrated Financial Management Information System (IFMIS).



**APPENDIX B: DRF Funding Activity (Details)**

**Disaster Relief Fund Monthly Obligations FY 2022  
DRF Monthly Spend Plan (FY 2022)  
(\$ in millions)  
as of January 31, 2022**

	<u>Oct-21</u>	<u>Nov-21</u>	<u>Dec-21</u>	<u>Jan-22</u>	<u>Feb-22</u>	<u>Mar-22</u>	<u>Apr-22</u>	<u>May-22</u>	<u>Jun-22</u>	<u>Jul-22</u>	<u>Aug-22</u>	<u>Sep-22</u>	<u>Total</u>
Beginning of Month DRF Balance	\$ 32,364	\$ 46,632	\$ 45,026	\$ 38,438	\$ 33,928	\$ 30,570	\$ 27,250	\$ 24,317	\$ 21,176	\$ 17,191	\$ 15,502	\$ 11,171	\$ 8,765
FY 2022 Appropriation/ CR <sup>(1)</sup>	17,142												
Anticipated Transfers to DADLP <sup>(2)</sup>	(15)			(65)									
Predisaster Mitigation <sup>(3)</sup>	(9)	(8)	(1)	(11)									
Anticipated Transfers to USAID <sup>(4)</sup>	(10)												
<b>Total Available</b>	49,472	46,624	45,025	38,362	33,928	30,570	27,250	24,317	21,176	17,191	15,502	11,171	8,765
Major Declarations	45,445	42,617	41,036	34,405	29,995	26,687	23,459	20,586	17,495	13,567	11,927	7,665	5,324
Base	4,027	4,007	3,989	3,957	3,933	3,883	3,791	3,731	3,681	3,624	3,575	3,506	3,441

**DRF Base Activities**

<b>Emergencies</b>													
Monthly Actual/ Estimated Obligations	(8)	(3)	(2)	(4)	(11)	(11)	(11)	(11)	(11)	(12)	(12)	(12)	(108)
<b>Fire Management</b>													
Monthly Actual/ Estimated Obligations	(4)	(20)	(8)	(17)	(20)	(20)	(20)	(20)	(20)	(19)	(19)	(19)	(206)
<b>Surge</b>													
Monthly Actual/ Estimated Obligations	-	(2)	-	-	(18)	(18)	(18)	(18)	(18)	(18)	(19)	(19)	(148)
<b>Disaster Support &amp; Other Activities</b>													
DRS Monthly Actual/ Estimated Obligations	(20)	(44)	(31)	(30)	(23)	(65)	(33)	(23)	(30)	(21)	(39)	(35)	(394)
Other Monthly Actual/ Estimated Obligations	(1)	(2)	(8)	(1)	(2)	(2)	(2)	(2)	(2)	(2)	(3)	(3)	(30)
Monthly Actual/ Estimated Obligations	(21)	(46)	(39)	(31)	(25)	(67)	(35)	(25)	(32)	(23)	(42)	(38)	(424)
<b>Total DRF Base Actual/ Estimated Obligations</b>	(33)	(71)	(49)	(52)	(74)	(116)	(84)	(74)	(81)	(72)	(92)	(88)	(886)

**DRF DR Activities**

<b>Average Monthly Major DR Activity (Non-Cat.)</b>													
Monthly Actual/ Estimated Obligations	(249)	(182)	(250)	(296)	(73)	(219)	(514)	(210)	(127)	(152)	(129)	(137)	(2,538)
<b>Katrina Rita Wilma</b>													
Initial FY 2022 Spend Plan Estimates	-	(3)	(5)	(4)	(34)	(6)	(5)	(6)	(63)	(8)	(4)	(3)	(141)
Monthly Actual/ Estimated Obligations	-	(33)	(5)	(1)	(7)	(8)	(5)	(6)	(66)	(7)	(4)	(3)	(145)
<b>Gustav</b>													
Initial FY 2022 Spend Plan Estimates	-	(1)	(2)	-	-	(7)	(3)	-	(1)	-	-	-	(14)
Monthly Actual/ Estimated Obligations	-	-	(5)	-	(1)	-	-	(7)	(1)	-	-	-	(14)
<b>Ike</b>													
Initial FY 2022 Spend Plan Estimates	(2)	-	-	-	-	(1)	-	-	-	-	-	(1)	(4)
Monthly Actual/ Estimated Obligations	(1)	-	(1)	(1)	(1)	(1)	-	-	-	-	-	(1)	(6)
<b>TN Floods</b>													
Initial FY 2022 Spend Plan Estimates	-	-	-	-	(1)	-	-	(1)	-	-	-	-	(2)
Monthly Actual/ Estimated Obligations	-	-	-	-	-	-	-	(1)	-	-	-	(1)	(2)
<b>2011 Spring Tornadoes</b>													
Initial FY 2022 Spend Plan Estimates	-	-	-	-	-	-	-	(1)	-	-	-	-	(1)
Monthly Actual/ Estimated Obligations	-	-	-	-	-	-	-	-	-	-	-	-	-

**APPENDIX B: DRF Funding Activity (Details)**

**Disaster Relief Fund Monthly Obligations FY 2022  
DRF Monthly Spend Plan (FY 2022)  
(\$ in millions)  
as of January 31, 2022**

	<u>Oct-21</u>	<u>Nov-21</u>	<u>Dec-21</u>	<u>Jan-22</u>	<u>Feb-22</u>	<u>Mar-22</u>	<u>Apr-22</u>	<u>May-22</u>	<u>Jun-22</u>	<u>Jul-22</u>	<u>Aug-22</u>	<u>Sep-22</u>	<u>Total</u>
<b>Irene</b>													
Initial FY 2022 Spend Plan Estimates	-	(1)	(3)	(5)	(1)	-	(6)	(16)	(2)	-	-	-	(34)
Monthly Actual/ Estimated Obligations	(6)	(1)	-	(1)	-	(1)	(4)	(17)	(2)	(1)	-	(1)	(34)
<b>Lee</b>													
Initial FY 2022 Spend Plan Estimates	-	(1)	(1)	-	-	-	-	(1)	(1)	(2)	-	-	(6)
Monthly Actual/ Estimated Obligations	-	(1)	-	-	-	(1)	-	(1)	(1)	(2)	-	-	(6)
<b>Isaac</b>													
Initial FY 2022 Spend Plan Estimates	-	-	(1)	-	-	-	-	-	(3)	-	-	-	(4)
Monthly Actual/ Estimated Obligations	-	(6)	(2)	-	-	-	-	-	(2)	-	-	(1)	(11)
<b>Sandy</b>													
Initial FY 2022 Spend Plan Estimates	(1)	(13)	(79)	(31)	(20)	(5)	(20)	(15)	(4)	(58)	(12)	(3)	(261)
Monthly Actual/ Estimated Obligations	(8)	(8)	(6)	(44)	(6)	(75)	(21)	(17)	(5)	(55)	(15)	(2)	(262)
<b>2013 Colorado Flood</b>													
Initial FY 2022 Spend Plan Estimates	-	-	(1)	-	-	-	-	-	-	-	-	-	(1)
Monthly Actual/ Estimated Obligations	-	-	-	-	-	-	(1)	-	-	-	-	(1)	(2)
<b>WV Floods 4273</b>													
Initial FY 2022 Spend Plan Estimates	-	(11)	(1)	(2)	(1)	(8)	(1)	(1)	(1)	(2)	(1)	(5)	(34)
Monthly Actual/ Estimated Obligations	-	-	(2)	-	(1)	(10)	-	-	-	(1)	(2)	(6)	(22)
<b>LA Floods 4277</b>													
Initial FY 2022 Spend Plan Estimates	(2)	(38)	(6)	(2)	(2)	(5)	(4)	(4)	(10)	(2)	(13)	(1)	(89)
Monthly Actual/ Estimated Obligations	(3)	(5)	(2)	(1)	(4)	(35)	(5)	(5)	(14)	(2)	(13)	-	(89)
<b>Matthew</b>													
Initial FY 2022 Spend Plan Estimates	(5)	(3)	(5)	(15)	(7)	(7)	(71)	(11)	(8)	(13)	-	-	(145)
Monthly Actual/ Estimated Obligations	(2)	(1)	(8)	(2)	(4)	(15)	(86)	(11)	(6)	(13)	(1)	-	(149)
<b>CA Winter Storms</b>													
Initial FY 2022 Spend Plan Estimates	(3)	-	(23)	(2)	(21)	-	-	-	-	-	-	-	(49)
Monthly Actual/ Estimated Obligations	(1)	(13)	(1)	(2)	(17)	(3)	(27)	-	-	-	-	-	(64)
<b>Harvey</b>													
Initial FY 2022 Spend Plan Estimates	(8)	(17)	(58)	(17)	(32)	(77)	(6)	(6)	(73)	(14)	(13)	(60)	(381)
Monthly Actual/ Estimated Obligations	(10)	(9)	(35)	(7)	(23)	(64)	(23)	(19)	(128)	(10)	(3)	(50)	(381)
<b>Irma</b>													
Initial FY 2022 Spend Plan Estimates	(12)	(3)	(13)	(21)	(16)	(20)	(22)	(14)	(13)	(27)	(6)	(19)	(186)
Monthly Actual/ Estimated Obligations	(5)	(5)	(19)	(14)	(1)	(19)	(29)	(17)	(20)	(26)	(6)	(30)	(191)
<b>Maria</b>													
Initial FY 2022 Spend Plan Estimates	(132)	(536)	(464)	(448)	(1,158)	(393)	(1,007)	(359)	(1,400)	(311)	(1,878)	(659)	(8,745)
Monthly Actual/ Estimated Obligations	(126)	(123)	(403)	(1,194)	(281)	(1,030)	(981)	(953)	(1,014)	(217)	(1,730)	(687)	(8,739)
<b>CA Wildfires 2017</b>													
Initial FY 2022 Spend Plan Estimates	(3)	(5)	(7)	(7)	-	-	(42)	-	-	-	-	(1)	(65)
Monthly Actual/ Estimated Obligations	(2)	(4)	-	(3)	(24)	-	(42)	-	(1)	-	-	-	(76)
<b>Florence</b>													
Initial FY 2022 Spend Plan Estimates	(5)	(10)	(17)	(6)	(21)	(36)	(9)	(11)	(7)	(5)	-	(5)	(132)
Monthly Actual/ Estimated Obligations	(6)	(6)	(4)	(2)	(3)	(11)	(26)	(8)	(10)	(13)	(33)	(7)	(129)
<b>Michael</b>													
Initial FY 2022 Spend Plan Estimates	(9)	(31)	(14)	(20)	(52)	(43)	(37)	(33)	(19)	(33)	(40)	(11)	(342)
Monthly Actual/ Estimated Obligations	(104)	(20)	(13)	(27)	(21)	(47)	(18)	(17)	(10)	(14)	(39)	(14)	(344)

**APPENDIX B: DRF Funding Activity (Details)**

**Disaster Relief Fund Monthly Obligations FY 2022  
DRF Monthly Spend Plan (FY 2022)  
(\$ in millions)  
as of January 31, 2022**

	<u>Oct-21</u>	<u>Nov-21</u>	<u>Dec-21</u>	<u>Jan-22</u>	<u>Feb-22</u>	<u>Mar-22</u>	<u>Apr-22</u>	<u>May-22</u>	<u>Jun-22</u>	<u>Jul-22</u>	<u>Aug-22</u>	<u>Sep-22</u>	<u>Total</u>
<b>Yutu 4404</b>													
<b>Initial FY 2022 Spend Plan Estimates</b>	(2)	(3)	(24)	(8)	(16)	(4)	(4)	-	(4)	(6)	(20)	(3)	(94)
Monthly Actual/ Estimated Obligations	(1)	(9)	(2)	(10)	(22)	(3)	(6)	(4)	(1)	(8)	(22)	(3)	(91)
<b>CA Wildfires 2018</b>													
<b>Initial FY 2022 Spend Plan Estimates</b>	(1)	(4)	(13)	(1)	(2)	(13)	-	(12)	-	-	-	(13)	(59)
Monthly Actual/ Estimated Obligations	(1)	(3)	(4)	(1)	(13)	(13)	-	-	(12)	(1)	-	(11)	(59)
<b>Nebraska Winter Storm 2019</b>													
<b>Initial FY 2022 Spend Plan Estimates</b>	(1)	(2)	(6)	(2)	(1)	(20)	(1)	(22)	-	(101)	(3)	(11)	(170)
Monthly Actual/ Estimated Obligations	(1)	(73)	(7)	(2)	-	(50)	-	(28)	-	-	(2)	(13)	(176)
<b>PR Earthquakes 4473</b>													
<b>Initial FY 2022 Spend Plan Estimates</b>	(14)	(34)	(56)	(11)	(8)	(21)	(109)	(15)	(16)	(5)	(22)	(112)	(423)
Monthly Actual/ Estimated Obligations	(23)	(62)	(47)	(33)	(26)	(54)	(94)	(22)	(18)	(5)	(13)	(30)	(427)
<b>COVID-19</b>													
<b>Initial FY 2022 Spend Plan Estimates</b>	(1,333)	(2,297)	(3,761)	(1,331)	(1,794)	(1,230)	(1,691)	(1,432)	(1,666)	(1,500)	(3,483)	(1,958)	(23,476)
Monthly Actual/ Estimated Obligations	(1,591)	(1,136)	(5,389)	(2,662)	(2,248)	(1,581)	(1,056)	(1,836)	(2,494)	(1,175)	(2,211)	(1,423)	(24,802)
<b>California Wildfires 2020</b>													
<b>Initial FY 2022 Spend Plan Estimates</b>	(5)	(9)	(23)	(17)	(23)	(19)	(2)	(4)	(10)	(17)	(135)	(6)	(270)
Monthly Actual/ Estimated Obligations	-	(9)	(4)	(7)	(18)	(25)	(23)	(13)	(13)	(23)	(134)	(5)	(274)
<b>Laura</b>													
<b>Initial FY 2022 Spend Plan Estimates</b>	(261)	(38)	(27)	(21)	(31)	(26)	(14)	(20)	(35)	(7)	(47)	(40)	(567)
Monthly Actual/ Estimated Obligations	(161)	(67)	(137)	(59)	(147)	(30)	(18)	(11)	(27)	(8)	(45)	(7)	(717)
<b>Oregon Wildfires 2020</b>													
<b>Initial FY 2022 Spend Plan Estimates</b>	(20)	(50)	(16)	(7)	(6)	(18)	(20)	(29)	(44)	(8)	(10)	(10)	(238)
Monthly Actual/ Estimated Obligations	(26)	(21)	(57)	(9)	(6)	(32)	(20)	(10)	(30)	(9)	(8)	(8)	(236)
<b>Ida</b>													
<b>Initial FY 2022 Spend Plan Estimates</b>	(1,015)	(307)	(230)	(147)	(145)	(98)	(60)	(75)	(50)	(79)	(52)	(139)	(2,397)
Monthly Actual/ Estimated Obligations	(1,015)	(399)	(324)	(160)	(556)	(96)	(69)	(73)	(121)	(93)	(48)	(96)	(3,050)
<b>Actual/ Estimated Major Declaration Obligations</b>													
Total DR Actual/ Estimated Obligations	(3,342)	(2,196)	(6,727)	(4,538)	(3,503)	(3,423)	(3,068)	(3,286)	(4,123)	(1,835)	(4,458)	(2,537)	(43,036)
<b>FY 2022 Actual/ Estimated Recoveries</b>													
<b>Monthly Recovery Estimates</b>	<b>535</b>	<b>669</b>	<b>189</b>	<b>156</b>	<b>219</b>	<b>219</b>	<b>219</b>	<b>219</b>	<b>219</b>	<b>218</b>	<b>219</b>	<b>219</b>	<b>3,300</b>
Major Declaration Actuals/ Estimated	522	616	172	128	195	195	195	195	195	195	196	196	3,000
Base Actuals/ Estimated	13	53	17	28	24	24	24	24	24	23	23	23	300
<b>DRF Available at End of Month (Including</b>	<b>\$ 46,632</b>	<b>\$ 45,026</b>	<b>\$ 38,438</b>	<b>\$ 33,928</b>	<b>\$ 30,570</b>	<b>\$ 27,250</b>	<b>\$ 24,317</b>	<b>\$ 21,176</b>	<b>\$ 17,191</b>	<b>\$ 15,502</b>	<b>\$ 11,171</b>	<b>\$ 8,765</b>	

**NOTES:**

- Pursuant to section 133 of the FY 2022 Continuing Appropriations Act (P. L. 117-43), the DRF appropriation may be apportioned as necessary, up to the FY 2021 enacted levels, to carry out response and recovery activities.
- Pursuant to P.L. 116-260, FY 2021 DHS Appropriations Act and FY 2022 Continuing Appropriations Act (P.L. 117-43).
- Pursuant to DRRRA (P.L. 115-254). The BRIC total set-aside amount includes \$1 billion of the COVID-19 declaration estimates. FEMA estimates up to \$3.7 billion for BRIC (6%) as a result of COVID-19 major disaster declarations. Future set-asides associated with this estimate may be forthcoming. See Appendix G for additional information regarding the BRIC program balance.
- Anticipated transfers to USAID for Compact Aid Agreement.

APPENDIX B: DRF Funding Activity (By Catastrophic Disaster)

Disaster Relief Fund Monthly Detailed Obligations FY 2022  
(\$ in millions)

Event/DR	Cumulative Obligations	October	November	December	January	February	March	April	May	June	July	August	September	FY 2022 Total
	Through FY 2021	Actual	Actual	Actual	Actual	Estimated	Estimated	Estimated	Estimated	Estimated	Estimated	Estimated	Estimated	
<b>Katrina Rita Wilma</b>														
1602-FL	(233)	\$ -	\$ -	\$ -	\$ -	\$ -	\$ -	\$ -	\$ -	\$ -	\$ -	\$ -	\$ -	\$ -
1603-LA	(32,839)	-	(33)	(5)	(1)	(6)	(8)	(5)	(3)	(65)	(7)	(3)	(2)	(138)
1604-MS	(10,113)	-	-	-	-	-	-	-	(1)	(1)	-	-	-	(2)
1605-AL	(1,043)	-	-	-	-	-	-	-	-	-	-	-	-	-
1606-TX	(1,878)	-	-	-	-	-	-	-	-	-	-	-	-	-
1607-LA	(1,922)	-	-	-	-	(1)	-	-	-	-	-	(1)	(1)	(3)
1609-FL	(2,567)	-	-	-	-	-	-	-	(2)	-	-	-	-	(2)
	<b>(50,595)</b>	<b>-</b>	<b>(33)</b>	<b>(5)</b>	<b>(1)</b>	<b>(7)</b>	<b>(8)</b>	<b>(5)</b>	<b>(6)</b>	<b>(66)</b>	<b>(7)</b>	<b>(4)</b>	<b>(3)</b>	<b>(145)</b>
<b>Gustav</b>														
1786-LA	(1,692)	-	-	(5)	-	(1)	-	-	(7)	(1)	-	-	-	(14)
1789-AL	(10)	-	-	-	-	-	-	-	-	-	-	-	-	-
1793-AR	(6)	-	-	-	-	-	-	-	-	-	-	-	-	-
1794-MS	(40)	-	-	-	-	-	-	-	-	-	-	-	-	-
1806-FL	(6)	-	-	-	-	-	-	-	-	-	-	-	-	-
	<b>(1,754)</b>	<b>-</b>	<b>-</b>	<b>(5)</b>	<b>-</b>	<b>(1)</b>	<b>-</b>	<b>-</b>	<b>(7)</b>	<b>(1)</b>	<b>-</b>	<b>-</b>	<b>-</b>	<b>(14)</b>
<b>Ike</b>														
1791-TX	(4,387)	-	-	-	(1)	(1)	-	-	-	-	-	-	(1)	(3)
1792-LA	(372)	(1)	-	(1)	-	-	(1)	-	-	-	-	-	-	(3)
1797-AL	(8)	-	-	-	-	-	-	-	-	-	-	-	-	-
1802-KY	(24)	-	-	-	-	-	-	-	-	-	-	-	-	-
1804-AR	(3)	-	-	-	-	-	-	-	-	-	-	-	-	-
1805-OH	(56)	-	-	-	-	-	-	-	-	-	-	-	-	-
	<b>(4,850)</b>	<b>(1)</b>	<b>-</b>	<b>(1)</b>	<b>(1)</b>	<b>(1)</b>	<b>(1)</b>	<b>-</b>	<b>-</b>	<b>-</b>	<b>-</b>	<b>-</b>	<b>(1)</b>	<b>(6)</b>
<b>TN Floods</b>														
1909-TN	(559)	-	-	-	-	-	-	-	(1)	-	-	-	(1)	(2)
	<b>(559)</b>	<b>-</b>	<b>-</b>	<b>-</b>	<b>-</b>	<b>-</b>	<b>-</b>	<b>-</b>	<b>(1)</b>	<b>-</b>	<b>-</b>	<b>-</b>	<b>(1)</b>	<b>(2)</b>
<b>2011 Spring Tornadoes</b>														
1971-AL	(702)	-	-	-	-	-	-	-	-	-	-	-	-	-
1972-MS	(67)	-	-	-	-	-	-	-	-	-	-	-	-	-
1973-GA	(44)	-	-	-	-	-	-	-	-	-	-	-	-	-
1974-TN	(90)	-	-	-	-	-	-	-	-	-	-	-	-	-
1975-AR	(104)	-	-	-	-	-	-	-	-	-	-	-	-	-
1976-KY	(59)	-	-	-	-	-	-	-	-	-	-	-	-	-
1980-MO	(510)	-	-	-	-	-	-	-	-	-	-	-	-	-
	<b>(1,576)</b>	<b>-</b>	<b>-</b>	<b>-</b>	<b>-</b>	<b>-</b>	<b>-</b>	<b>-</b>	<b>-</b>	<b>-</b>	<b>-</b>	<b>-</b>	<b>-</b>	<b>-</b>
<b>Irene</b>														
4017-PR	(143)	-	-	-	-	-	-	-	-	-	-	-	-	-
4019-NC	(189)	-	-	-	-	-	-	-	-	-	-	-	-	-
4020-NY	(891)	(6)	-	-	(1)	-	(1)	-	(15)	(2)	-	-	-	(25)
4021-NJ	(398)	-	(1)	-	-	-	-	-	-	-	-	-	-	(1)
4022-VT	(330)	-	-	-	-	-	-	(4)	(2)	-	(1)	-	-	(7)
4023-CT	(75)	-	-	-	-	-	-	-	-	-	-	-	-	-
4024-VA	(73)	-	-	-	-	-	-	-	-	-	-	-	-	-
4025-PA	(99)	-	-	-	-	-	-	-	-	-	-	-	-	-
4026-NH	(27)	-	-	-	-	-	-	-	-	-	-	-	-	-
4027-RI	(11)	-	-	-	-	-	-	-	-	-	-	-	-	-
4028-MA	(53)	-	-	-	-	-	-	-	-	-	-	-	(1)	(1)

APPENDIX B: DRF Funding Activity (By Catastrophic Disaster)

Disaster Relief Fund Monthly Detailed Obligations FY 2022

(\$ in millions)

Event/DR	Cumulative Obligations	October	November	December	January	February	March	April	May	June	July	August	September	FY 2022 Total
	Through FY 2021	Actual	Actual	Actual	Actual	Estimated	Estimated	Estimated	Estimated	Estimated	Estimated	Estimated	Estimated	
4032-ME	(3)	-	-	-	-	-	-	-	-	-	-	-	-	-
4034-MD	(25)	-	-	-	-	-	-	-	-	-	-	-	-	-
4036-DC	(4)	-	-	-	-	-	-	-	-	-	-	-	-	-
4037-DE	(3)	-	-	-	-	-	-	-	-	-	-	-	-	-
	<b>(2,324)</b>	<b>(6)</b>	<b>(1)</b>	<b>-</b>	<b>(1)</b>	<b>-</b>	<b>(1)</b>	<b>(4)</b>	<b>(17)</b>	<b>(2)</b>	<b>(1)</b>	<b>-</b>	<b>(1)</b>	<b>(34)</b>
<b>Lee</b>														
4030-PA	(374)	-	-	-	-	-	-	-	-	-	-	-	-	-
4031-NY	(417)	-	(1)	-	-	-	(1)	-	(1)	(1)	(2)	-	-	(6)
4038-MD	(15)	-	-	-	-	-	-	-	-	-	-	-	-	-
4039-NJ	(6)	-	-	-	-	-	-	-	-	-	-	-	-	-
4041-LA	(7)	-	-	-	-	-	-	-	-	-	-	-	-	-
4045-VA	(7)	-	-	-	-	-	-	-	-	-	-	-	-	-
	<b>(826)</b>	<b>-</b>	<b>(1)</b>	<b>-</b>	<b>-</b>	<b>-</b>	<b>(1)</b>	<b>-</b>	<b>(1)</b>	<b>(1)</b>	<b>(2)</b>	<b>-</b>	<b>-</b>	<b>(6)</b>
<b>Isaac</b>														
4080-LA	(697)	-	(6)	(2)	-	-	-	-	-	(2)	-	-	(1)	(11)
4081-MS	(91)	-	-	-	-	-	-	-	-	-	-	-	-	-
4082-AL	(10)	-	-	-	-	-	-	-	-	-	-	-	-	-
4084-FL	(29)	-	-	-	-	-	-	-	-	-	-	-	-	-
	<b>(827)</b>	<b>-</b>	<b>(6)</b>	<b>(2)</b>	<b>-</b>	<b>-</b>	<b>-</b>	<b>-</b>	<b>-</b>	<b>(2)</b>	<b>-</b>	<b>-</b>	<b>(1)</b>	<b>(11)</b>
<b>Sandy</b>														
4085-NY	(18,276)	(8)	(5)	(2)	(43)	(4)	(74)	(3)	(7)	(3)	(2)	(14)	(2)	(167)
4086-NJ	(3,395)	-	(3)	(4)	(1)	(2)	(1)	(18)	(10)	(2)	(53)	(1)	-	(95)
4087-CT	(124)	-	-	-	-	-	-	-	-	-	-	-	-	-
4089-RI	(19)	-	-	-	-	-	-	-	-	-	-	-	-	-
4090-DE	(8)	-	-	-	-	-	-	-	-	-	-	-	-	-
4091-MD	(48)	-	-	-	-	-	-	-	-	-	-	-	-	-
4092-VA	(14)	-	-	-	-	-	-	-	-	-	-	-	-	-
4093-WV	(23)	-	-	-	-	-	-	-	-	-	-	-	-	-
4095-NH	(3)	-	-	-	-	-	-	-	-	-	-	-	-	-
4096-DC	(3)	-	-	-	-	-	-	-	-	-	-	-	-	-
4097-MA	(18)	-	-	-	-	-	-	-	-	-	-	-	-	-
4098-OH	(24)	-	-	-	-	-	-	-	-	-	-	-	-	-
4099-PA	(17)	-	-	-	-	-	-	-	-	-	-	-	-	-
	<b>(21,972)</b>	<b>(8)</b>	<b>(8)</b>	<b>(6)</b>	<b>(44)</b>	<b>(6)</b>	<b>(75)</b>	<b>(21)</b>	<b>(17)</b>	<b>(5)</b>	<b>(55)</b>	<b>(15)</b>	<b>(2)</b>	<b>(262)</b>
<b>2013 Colorado Flood</b>														
4145-CO	(647)	-	-	-	-	-	-	(1)	-	-	-	-	(1)	(2)
	<b>(647)</b>	<b>-</b>	<b>-</b>	<b>-</b>	<b>-</b>	<b>-</b>	<b>-</b>	<b>(1)</b>	<b>-</b>	<b>-</b>	<b>-</b>	<b>-</b>	<b>(1)</b>	<b>(2)</b>
<b>WV Floods 4273</b>														
4273-WV	(579)	-	-	(2)	-	(1)	(10)	-	-	-	(1)	(2)	(6)	(22)
	<b>(579)</b>	<b>-</b>	<b>-</b>	<b>(2)</b>	<b>-</b>	<b>(1)</b>	<b>(10)</b>	<b>-</b>	<b>-</b>	<b>-</b>	<b>(1)</b>	<b>(2)</b>	<b>(6)</b>	<b>(22)</b>
<b>LA Floods 4277</b>														
4277-LA	(2,677)	(3)	(5)	(2)	(1)	(4)	(35)	(5)	(5)	(14)	(2)	(13)	-	(89)
	<b>(2,677)</b>	<b>(3)</b>	<b>(5)</b>	<b>(2)</b>	<b>(1)</b>	<b>(4)</b>	<b>(35)</b>	<b>(5)</b>	<b>(5)</b>	<b>(14)</b>	<b>(2)</b>	<b>(13)</b>	<b>-</b>	<b>(89)</b>

APPENDIX B: DRF Funding Activity (By Catastrophic Disaster)

Disaster Relief Fund Monthly Detailed Obligations FY 2022

(\$ in millions)

Event/DR	Cumulative Obligations	October	November	December	January	February	March	April	May	June	July	August	September	FY 2022 Total
	Through FY 2021	Actual	Actual	Actual	Actual	Estimated	Estimated	Estimated	Estimated	Estimated	Estimated	Estimated	Estimated	
<b>Matthew</b>														
4283-FL	(494)	-	-	(6)	-	(2)	(5)	(12)	(1)	(2)	(9)	-	-	(37)
4284-GA	(147)	-	-	-	-	-	(4)	(4)	(5)	-	-	-	-	(13)
4285-NC	(667)	(2)	(1)	-	(2)	-	(2)	(69)	(5)	(4)	(4)	-	-	(89)
4286-SC	(395)	-	-	(2)	-	(2)	(3)	(1)	-	-	-	(1)	-	(9)
4291-VA	(40)	-	-	-	-	-	(1)	-	-	-	-	-	-	(1)
	<b>(1,743)</b>	<b>(2)</b>	<b>(1)</b>	<b>(8)</b>	<b>(2)</b>	<b>(4)</b>	<b>(15)</b>	<b>(86)</b>	<b>(11)</b>	<b>(6)</b>	<b>(13)</b>	<b>(1)</b>	<b>-</b>	<b>(149)</b>
<b>CA Winter Storms</b>														
4308-CA	(864)	(1)	(13)	(1)	(2)	(17)	(3)	(27)	-	-	-	-	-	(64)
	<b>(864)</b>	<b>(1)</b>	<b>(13)</b>	<b>(1)</b>	<b>(2)</b>	<b>(17)</b>	<b>(3)</b>	<b>(27)</b>	<b>-</b>	<b>-</b>	<b>-</b>	<b>-</b>	<b>-</b>	<b>(64)</b>
<b>Harvey</b>														
4332-TX	(7,959)	(10)	(9)	(34)	(7)	(23)	(64)	(23)	(19)	(128)	(10)	(3)	(50)	(380)
4345-LA	(14)	-	-	(1)	-	-	-	-	-	-	-	-	-	-
	<b>(7,973)</b>	<b>(10)</b>	<b>(9)</b>	<b>(35)</b>	<b>(7)</b>	<b>(23)</b>	<b>(64)</b>	<b>(23)</b>	<b>(19)</b>	<b>(128)</b>	<b>(10)</b>	<b>(3)</b>	<b>(50)</b>	<b>(381)</b>
<b>Irma</b>														
4335-VI	(329)	(1)	-	(12)	-	-	-	-	(1)	(2)	-	-	(6)	(22)
4336-PR	(76)	-	-	(1)	-	-	(3)	(1)	-	-	-	-	-	(5)
4337-FL	(5,070)	(2)	(5)	(6)	(14)	(1)	(15)	(24)	(15)	(18)	(26)	(6)	(24)	(156)
4338-GA	(196)	(2)	-	-	-	-	(1)	(4)	(1)	-	-	-	-	(8)
4341-FL	(3)	-	-	-	-	-	-	-	-	-	-	-	-	-
4346-SC	(46)	-	-	-	-	-	-	-	-	-	-	-	-	-
	<b>(5,720)</b>	<b>(5)</b>	<b>(5)</b>	<b>(19)</b>	<b>(14)</b>	<b>(1)</b>	<b>(19)</b>	<b>(29)</b>	<b>(17)</b>	<b>(20)</b>	<b>(26)</b>	<b>(6)</b>	<b>(30)</b>	<b>(191)</b>
<b>Maria</b>														
4339-PR	(35,183)	(101)	(115)	(380)	(740)	(269)	(977)	(587)	(61)	(729)	(117)	(366)	(584)	(5,026)
4340-VI	(4,294)	(25)	(8)	(23)	(454)	(12)	(53)	(394)	(892)	(285)	(100)	(1,364)	(103)	(3,713)
	<b>(39,477)</b>	<b>(126)</b>	<b>(123)</b>	<b>(403)</b>	<b>(1,194)</b>	<b>(281)</b>	<b>(1,030)</b>	<b>(981)</b>	<b>(953)</b>	<b>(1,014)</b>	<b>(217)</b>	<b>(1,730)</b>	<b>(687)</b>	<b>(8,739)</b>
<b>CA Wildfires 2017</b>														
4344-CA	(1,452)	(2)	(4)	-	(3)	(24)	-	(42)	-	(1)	-	-	-	(76)
	<b>(1,452)</b>	<b>(2)</b>	<b>(4)</b>	<b>-</b>	<b>(3)</b>	<b>(24)</b>	<b>-</b>	<b>(42)</b>	<b>-</b>	<b>(1)</b>	<b>-</b>	<b>-</b>	<b>-</b>	<b>(76)</b>
<b>Florence</b>														
4393-NC	(1,467)	(3)	(6)	(4)	(2)	(2)	(11)	(26)	(8)	(9)	(13)	(33)	(7)	(124)
4394-SC	(248)	(3)	-	-	-	-	-	-	-	-	-	-	-	(3)
4401-VA	(45)	-	-	-	-	(1)	-	-	-	(1)	-	-	-	(2)
	<b>(1,760)</b>	<b>(6)</b>	<b>(6)</b>	<b>(4)</b>	<b>(2)</b>	<b>(3)</b>	<b>(11)</b>	<b>(26)</b>	<b>(8)</b>	<b>(10)</b>	<b>(13)</b>	<b>(33)</b>	<b>(7)</b>	<b>(129)</b>
<b>Michael</b>														
4399-FL	(2,770)	(104)	(19)	(13)	(26)	(20)	(45)	(18)	(16)	(8)	(12)	(14)	(14)	(309)
4400-GA	(328)	-	(1)	-	-	-	(2)	-	(1)	(1)	(2)	(24)	-	(31)
4406-AL	(20)	-	-	-	-	-	-	-	-	-	-	-	-	-
4411-VA	(41)	-	-	-	(1)	(1)	-	-	-	-	-	-	-	(2)
4412-NC	(27)	-	-	-	-	-	-	-	-	(1)	-	(1)	-	(2)
	<b>(3,186)</b>	<b>(104)</b>	<b>(20)</b>	<b>(13)</b>	<b>(27)</b>	<b>(21)</b>	<b>(47)</b>	<b>(18)</b>	<b>(17)</b>	<b>(10)</b>	<b>(14)</b>	<b>(39)</b>	<b>(14)</b>	<b>(344)</b>

APPENDIX B: DRF Funding Activity (By Catastrophic Disaster)

Disaster Relief Fund Monthly Detailed Obligations FY 2022

(\$ in millions)

Event/DR	Cumulative Obligations	October	November	December	January	February	March	April	May	June	July	August	September	FY 2022 Total
	Through FY 2021	Actual	Actual	Actual	Actual	Estimated	Estimated	Estimated	Estimated	Estimated	Estimated	Estimated	Estimated	
<b>Nebraska Winter Storm 2019</b>														
4420-NB	(581)	(1)	(73)	(7)	(2)	-	(50)	-	(28)	-	-	(2)	(13)	(176)
	<b>(581)</b>	<b>(1)</b>	<b>(73)</b>	<b>(7)</b>	<b>(2)</b>	<b>-</b>	<b>(50)</b>	<b>-</b>	<b>(28)</b>	<b>-</b>	<b>-</b>	<b>(2)</b>	<b>(13)</b>	<b>(176)</b>
<b>Yutu</b>														
4404-NMI	(796)	(1)	(9)	(2)	(10)	(22)	(3)	(6)	(4)	(1)	(8)	(22)	(3)	(91)
	<b>(796)</b>	<b>(1)</b>	<b>(9)</b>	<b>(2)</b>	<b>(10)</b>	<b>(22)</b>	<b>(3)</b>	<b>(6)</b>	<b>(4)</b>	<b>(1)</b>	<b>(8)</b>	<b>(22)</b>	<b>(3)</b>	<b>(91)</b>
<b>CA Wildfires 2018</b>														
4407-CA	(1,816)	(1)	(3)	(4)	(1)	(13)	(13)	-	-	(12)	(1)	-	(11)	(59)
	<b>(1,816)</b>	<b>(1)</b>	<b>(3)</b>	<b>(4)</b>	<b>(1)</b>	<b>(13)</b>	<b>(13)</b>	<b>-</b>	<b>-</b>	<b>(12)</b>	<b>(1)</b>	<b>-</b>	<b>(11)</b>	<b>(59)</b>
<b>PR Earthquakes 4473</b>														
4473-PR	(684)	(23)	(62)	(47)	(33)	(26)	(54)	(94)	(22)	(18)	(5)	(13)	(30)	(427)
	<b>(684)</b>	<b>(23)</b>	<b>(62)</b>	<b>(47)</b>	<b>(33)</b>	<b>(26)</b>	<b>(54)</b>	<b>(94)</b>	<b>(22)</b>	<b>(18)</b>	<b>(5)</b>	<b>(13)</b>	<b>(30)</b>	<b>(427)</b>
<b>COVID-19</b>														
4480-NY	(7,265)	(56)	(45)	(1,208)	(1,013)	(38)	(360)	(6)	(197)	(32)	(179)	(9)	(16)	(3,159)
4481-WA	(1,866)	(49)	(7)	(4)	(19)	(2)	(3)	(9)	(2)	(27)	(213)	(140)	(18)	(493)
4482-CA	(12,787)	(514)	(89)	(217)	(178)	(514)	(332)	(110)	(337)	(970)	(19)	(1,003)	(159)	(4,442)
4483-IA	(463)	(19)	(4)	(4)	(2)	(3)	(1)	(3)	(3)	(4)	-	(8)	(26)	(77)
4484-LA	(2,355)	(28)	(8)	(95)	(63)	(129)	(62)	(4)	(1)	(29)	(19)	(21)	(244)	(703)
4485-TX	(15,586)	(66)	(110)	(2,508)	(68)	(232)	(6)	(3)	(151)	(2)	(203)	(147)	(2)	(3,498)
4486-FL	(4,157)	(28)	(31)	(93)	(4)	(135)	(78)	(76)	(72)	(116)	(61)	(214)	(31)	(939)
4487-NC	(1,329)	(23)	(59)	(125)	(30)	(51)	(50)	(10)	(54)	(66)	(1)	(104)	-	(573)
4488-NJ	(3,022)	(44)	(54)	(117)	(72)	(227)	(31)	(43)	(7)	(3)	(2)	(21)	(41)	(662)
4489-IL	(2,539)	(33)	(35)	(101)	(25)	(39)	(52)	(65)	(2)	(2)	(27)	(1)	(27)	(409)
4490-MO	(821)	(17)	(14)	(15)	(53)	(29)	(1)	(15)	(3)	(27)	-	(1)	-	(175)
4491-MD	(1,982)	(26)	(5)	(28)	(40)	(22)	(19)	(13)	(43)	(253)	(39)	(3)	(184)	(675)
4492-SC	(775)	(47)	(7)	(7)	(2)	(18)	(2)	(7)	(18)	(24)	(28)	(74)	(7)	(241)
4493-PR	(763)	(3)	(2)	(25)	(6)	(1)	(15)	(4)	-	-	-	(77)	(33)	(166)
4494-MI	(2,629)	(13)	(12)	(19)	(70)	(8)	(1)	(107)	(54)	(37)	(47)	(24)	(48)	(440)
4495-GU	(166)	(3)	(2)	(8)	(2)	(3)	(10)	(9)	-	-	-	(3)	(3)	(43)
4496-MA	(2,281)	(28)	(44)	(59)	(40)	(76)	(151)	(42)	(28)	(100)	(21)	(1)	(1)	(591)
4497-KY	(420)	(5)	(3)	(18)	(4)	(13)	(1)	(48)	(7)	(10)	(17)	(11)	(1)	(138)
4498-CO	(1,657)	(3)	(172)	(27)	(302)	(137)	(42)	(2)	(42)	-	(1)	-	(2)	(730)
4499-OR	(918)	(36)	(3)	(23)	(14)	(16)	(9)	(21)	(104)	(7)	(30)	(51)	(7)	(321)
4500-CT	(718)	(73)	(16)	(12)	(34)	(11)	(94)	(7)	(41)	(6)	-	-	-	(294)
4501-GA	(1,725)	(8)	(8)	(20)	(13)	(10)	(4)	-	(85)	(107)	(11)	(70)	(28)	(364)
4502-DC	(533)	(15)	(14)	(16)	(15)	(35)	(9)	(2)	(6)	-	(3)	-	2	(113)
4503-AL	(460)	(8)	(3)	(13)	(1)	(2)	-	-	-	(1)	(3)	-	-	(31)
4504-KS	(276)	(8)	(9)	(165)	(6)	(10)	(3)	(7)	(1)	(19)	-	-	-	(228)
4505-RI	(609)	(26)	(11)	(12)	(17)	(1)	(10)	(93)	(126)	(34)	(9)	-	(1)	(340)
4506-PA	(2,686)	(25)	(29)	(36)	(52)	(28)	(33)	(46)	(45)	(166)	(62)	(21)	(152)	(695)
4507-OH	(1,665)	(18)	(11)	(78)	(80)	(22)	(4)	(10)	(12)	(15)	(17)	(114)	(3)	(384)
4508-MT	(138)	(3)	(4)	(5)	(5)	-	-	(3)	(4)	(5)	(6)	-	(4)	(39)
4509-ND	(226)	(10)	(1)	(2)	(1)	(2)	-	-	(9)	(12)	(12)	(12)	(12)	(73)
4510-HI	(672)	(11)	(1)	(1)	(72)	(2)	(3)	(1)	-	-	-	-	(6)	(97)
4511-MP	(51)	(1)	-	(1)	(2)	-	(6)	(12)	(1)	-	-	-	-	(23)
4512-VA	(1,276)	(35)	(9)	(17)	(51)	(11)	(17)	(82)	(77)	(6)	(17)	(33)	(105)	(460)
4513-VI	(85)	(7)	(1)	(9)	(2)	(3)	(1)	(4)	-	(8)	-	-	(27)	(62)
4514-TN	(856)	(11)	(54)	(13)	(8)	(11)	(17)	(11)	(13)	(7)	(6)	(8)	(87)	(246)
4515-IN	(850)	(14)	(6)	(35)	(25)	(14)	(43)	-	(34)	-	-	(2)	(36)	(209)

APPENDIX B: DRF Funding Activity (By Catastrophic Disaster)

Disaster Relief Fund Monthly Detailed Obligations FY 2022

(\$ in millions)

Event/DR	Cumulative Obligations	October	November	December	January	February	March	April	May	June	July	August	September	FY 2022 Total
	Through FY 2021	Actual	Actual	Actual	Actual	Estimated	Estimated	Estimated	Estimated	Estimated	Estimated	Estimated	Estimated	
4516-NH	(309)	(2)	(1)	(6)	(7)	(1)	(3)	(8)	(1)	-	-	-	-	(29)
4517-WV	(268)	(7)	(2)	(24)	(5)	-	(2)	(6)	(1)	-	-	(2)	(6)	(55)
4518-AR	(197)	(68)	(12)	(8)	(10)	(2)	(5)	(25)	(5)	-	-	(1)	-	(136)
4520-WI	(553)	(8)	(108)	(4)	(6)	(98)	(12)	(1)	(75)	(283)	(55)	-	(57)	(707)
4521-NE	(310)	(3)	(29)	(3)	(1)	(60)	(10)	(13)	(1)	-	(4)	-	-	(124)
4522-ME	(228)	(3)	(6)	(33)	(20)	(10)	(1)	(1)	(10)	(2)	-	-	-	(86)
4523-NV	(703)	(3)	(2)	(9)	(33)	(13)	(4)	(6)	(3)	(1)	(1)	(1)	(12)	(88)
4524-AZ	(1,515)	(6)	(3)	(6)	(20)	(39)	(31)	(78)	(84)	(45)	(1)	(1)	(12)	(326)
4525-UT	(288)	(19)	(34)	(6)	(60)	(18)	-	-	(2)	(1)	(1)	(13)	(1)	(155)
4526-DE	(188)	(9)	(1)	(14)	(14)	(93)	-	-	-	-	-	-	(13)	(144)
4527-SD	(44)	(3)	(1)	(2)	-	-	-	(4)	(4)	(5)	(4)	(4)	(4)	(31)
4528-MS	(728)	(16)	(6)	(3)	(1)	(1)	(1)	(5)	(2)	(33)	(1)	(2)	(1)	(72)
4529-NM	(441)	(2)	(5)	(32)	(24)	(7)	(2)	-	(14)	-	-	-	-	(86)
4530-OK	(410)	(7)	(5)	(9)	(7)	-	(1)	(2)	-	(2)	-	-	-	(33)
4531-MN	(744)	(60)	(20)	(58)	(20)	(43)	(3)	(17)	(13)	(12)	(18)	(2)	(1)	(267)
4532-VT	(386)	(3)	(1)	(21)	(8)	(1)	(2)	-	(2)	-	-	-	-	(38)
4533-AK	(139)	(11)	(12)	(2)	-	(5)	(7)	(6)	(9)	(11)	(30)	-	-	(93)
4534-ID	(154)	(28)	(1)	(3)	(32)	(1)	(21)	-	(23)	-	-	-	(2)	(111)
4535-WY	(78)	(18)	-	(4)	(1)	-	(5)	(5)	(5)	(4)	(5)	(12)	(4)	(63)
4537-AS	(5)	-	-	(1)	-	-	(1)	(2)	-	-	-	-	-	(4)
4545-FL	-	-	-	(1)	-	-	-	(2)	(3)	-	(2)	-	(1)	(9)
4582-AZ	(9)	(1)	(2)	(4)	(2)	(1)	-	-	-	-	-	-	-	(10)
4591-TR	-	-	(2)	-	-	-	-	-	-	-	-	-	-	(2)
	<b>(84,304)</b>	<b>(1,591)</b>	<b>(1,136)</b>	<b>(5,389)</b>	<b>(2,662)</b>	<b>(2,248)</b>	<b>(1,581)</b>	<b>(1,056)</b>	<b>(1,836)</b>	<b>(2,494)</b>	<b>(1,175)</b>	<b>(2,211)</b>	<b>(1,423)</b>	<b>(24,802)</b>
<b>California Wildfires 2020</b>														
4558-CA	(397)	-	(9)	(4)	(7)	(18)	(25)	(23)	(13)	(13)	(23)	(134)	(5)	(274)
	<b>(397)</b>	<b>-</b>	<b>(9)</b>	<b>(4)</b>	<b>(7)</b>	<b>(18)</b>	<b>(25)</b>	<b>(23)</b>	<b>(13)</b>	<b>(13)</b>	<b>(23)</b>	<b>(134)</b>	<b>(5)</b>	<b>(274)</b>
<b>Laura</b>														
4559-LA	(1,508)	(161)	(67)	(137)	(26)	(144)	(24)	(16)	(9)	(27)	(8)	(45)	(7)	(671)
4572-TX	(4)	-	-	-	(33)	(3)	(6)	(2)	(2)	-	-	-	-	(46)
	<b>(1,512)</b>	<b>(161)</b>	<b>(67)</b>	<b>(137)</b>	<b>(59)</b>	<b>(147)</b>	<b>(30)</b>	<b>(18)</b>	<b>(11)</b>	<b>(27)</b>	<b>(8)</b>	<b>(45)</b>	<b>(7)</b>	<b>(717)</b>
<b>Oregon Wildfires 2020</b>														
4562-OR	(445)	(26)	(21)	(57)	(9)	(6)	(32)	(20)	(10)	(30)	(9)	(8)	(8)	(236)
	<b>(445)</b>	<b>(26)</b>	<b>(21)</b>	<b>(57)</b>	<b>(9)</b>	<b>(6)</b>	<b>(32)</b>	<b>(20)</b>	<b>(10)</b>	<b>(30)</b>	<b>(9)</b>	<b>(8)</b>	<b>(8)</b>	<b>(236)</b>
<b>Ida</b>														
4611-LA	(1,674)	(730)	(256)	(196)	(136)	(511)	(66)	(41)	(60)	(112)	(70)	(33)	(87)	(2,298)
4614-NJ	(135)	(139)	(39)	(29)	(7)	(9)	(9)	(8)	(1)	-	-	-	-	(241)
4615-NY	(116)	(100)	(38)	(52)	(3)	(26)	(2)	(1)	(1)	-	-	-	-	(223)
4618-PA	(15)	(36)	(56)	(37)	(13)	(9)	(18)	(11)	(8)	(8)	(14)	(11)	(8)	(229)
4626-MS		(10)	(2)	(5)	-	-	(1)	(8)	(1)	(1)	(9)	(4)	(1)	(42)
4627-DE		-	-	-	(1)	-	-	-	(2)	-	-	-	-	(3)
4629-CT		-	(8)	(5)	-	(1)	-	-	-	-	-	-	-	(14)
	<b>(1,940)</b>	<b>(1,015)</b>	<b>(399)</b>	<b>(324)</b>	<b>(160)</b>	<b>(556)</b>	<b>(96)</b>	<b>(69)</b>	<b>(73)</b>	<b>(121)</b>	<b>(93)</b>	<b>(48)</b>	<b>(96)</b>	<b>(3,050)</b>
<b>TOTAL</b>	<b>\$ (243,836)</b>	<b>\$ (3,093)</b>	<b>\$ (2,014)</b>	<b>\$ (6,477)</b>	<b>\$ (4,242)</b>	<b>\$ (3,430)</b>	<b>\$ (3,204)</b>	<b>\$ (2,554)</b>	<b>\$ (3,076)</b>	<b>\$ (3,996)</b>	<b>\$ (1,683)</b>	<b>\$ (4,329)</b>	<b>\$ (2,400)</b>	<b>\$ (40,498)</b>



**APPENDIX C: Hurricanes Sandy, Harvey, Irma, and Maria and Disasters Declared Since August 1, 2017**

**(Actual Obligations by Program)**

Hurricanes Sandy, Harvey, Irma and Maria, COVID-19, and Disasters Declared Since August 1, 2017

FY 2022 Actuals/ Estimated

as of January 31, 2022

(\$ in millions)

	Cumulative Obligations Through FY 2021 <sup>(1)</sup>	Actual 1st Qtr	Actual/ Estimated 2nd Qtr	Estimated 3rd Qtr	Estimated 4th Qtr	FY 2022 Totals	Totals Through FY 2022
<b>SANDY</b>							
Public Assistance	\$ 16,847	\$ 12	\$ 61	\$ 23	\$ 64	\$ 160	\$ 17,007
Individual Assistance	1,601	-	-	-	-	-	1,601
Mitigation	1,622	1	56	8	-	65	1,687
Operations	318	-	-	-	-	-	318
Administrative	1,584	9	8	12	8	37	1,621
<b>Total</b>	<b>\$ 21,972</b>	<b>\$ 22</b>	<b>\$ 125</b>	<b>\$ 43</b>	<b>\$ 72</b>	<b>\$ 262</b>	<b>\$ 22,234</b>

	Cumulative Obligations Through FY 2021 <sup>(1)</sup>	Actual 1st Qtr	Actual/ Estimated 2nd Qtr	Estimated 3rd Qtr	Estimated 4th Qtr	FY 2022 Totals	Totals Through FY 2022
<b>HARVEY</b>							
Public Assistance	\$ 2,826	\$ 23	\$ 74	\$ 54	\$ 53	\$ 204	\$ 3,030
Individual Assistance	2,829	-	-	-	-	-	2,829
Mitigation	316	7	10	98	1	116	432
Operations	188	-	-	-	-	-	188
Administrative	1,814	24	10	18	9	61	1,875
<b>Total</b>	<b>\$ 7,973</b>	<b>\$ 54</b>	<b>\$ 94</b>	<b>\$ 170</b>	<b>\$ 63</b>	<b>\$ 381</b>	<b>\$ 8,354</b>

	Cumulative Obligations Through FY 2021 <sup>(1)</sup>	Actual 1st Qtr	Actual/ Estimated 2nd Qtr	Estimated 3rd Qtr	Estimated 4th Qtr	FY 2022 Totals	Totals Through FY 2022
<b>IRMA</b>							
Public Assistance	\$ 2,666	\$ 13	\$ 13	\$ 27	\$ 33	\$ 86	\$ 2,752
Individual Assistance	1,311	-	-	-	-	-	1,311
Mitigation	319	4	17	36	20	77	396
Operations	250	-	-	-	-	-	250
Administrative	1,174	12	4	3	9	28	1,202
<b>Total</b>	<b>\$ 5,720</b>	<b>\$ 29</b>	<b>\$ 34</b>	<b>\$ 66</b>	<b>\$ 62</b>	<b>\$ 191</b>	<b>\$ 5,911</b>

	Cumulative Obligations Through FY 2021 <sup>(1)</sup>	Actual 1st Qtr	Actual/ Estimated 2nd Qtr	Estimated 3rd Qtr	Estimated 4th Qtr	FY 2022 Totals	Totals Through FY 2022
<b>MARIA</b>							
Public Assistance	\$ 28,675	\$ 547	\$ 2,416	\$ 2,752	\$ 2,490	\$ 8,205	\$ 36,880
Individual Assistance	2,444	-	-	-	-	-	2,444
Mitigation	191	24	37	108	70	239	430
Operations	4,341	1	-	-	-	1	4,342
Administrative	3,826	80	52	88	74	294	4,120
<b>Total</b>	<b>\$ 39,477</b>	<b>\$ 652</b>	<b>\$ 2,505</b>	<b>\$ 2,948</b>	<b>\$ 2,634</b>	<b>\$ 8,739</b>	<b>\$ 48,216</b>

	Cumulative Obligations Through FY 2021 <sup>(1)</sup>	Actual 1st Qtr	Actual/ Estimated 2nd Qtr	Estimated 3rd Qtr	Estimated 4th Qtr	FY 2022 Totals	Totals Through FY 2022
<b>COVID-19</b>							
Public Assistance	\$ 32,600	\$ 6,741	\$ 5,650	\$ 5,261	\$ 4,736	\$ 22,388	\$ 54,988
Individual Assistance	43,424	707	64	1	-	772	44,196
Mitigation		5	73	2	1	81	81
Operations	7,469	585	556	-	-	1,141	8,610
Administrative	811	78	148	122	72	420	1,231
<b>Total</b>	<b>\$ 84,304</b>	<b>\$ 8,116</b>	<b>\$ 6,491</b>	<b>\$ 5,386</b>	<b>\$ 4,809</b>	<b>\$ 24,802</b>	<b>\$ 109,106</b>

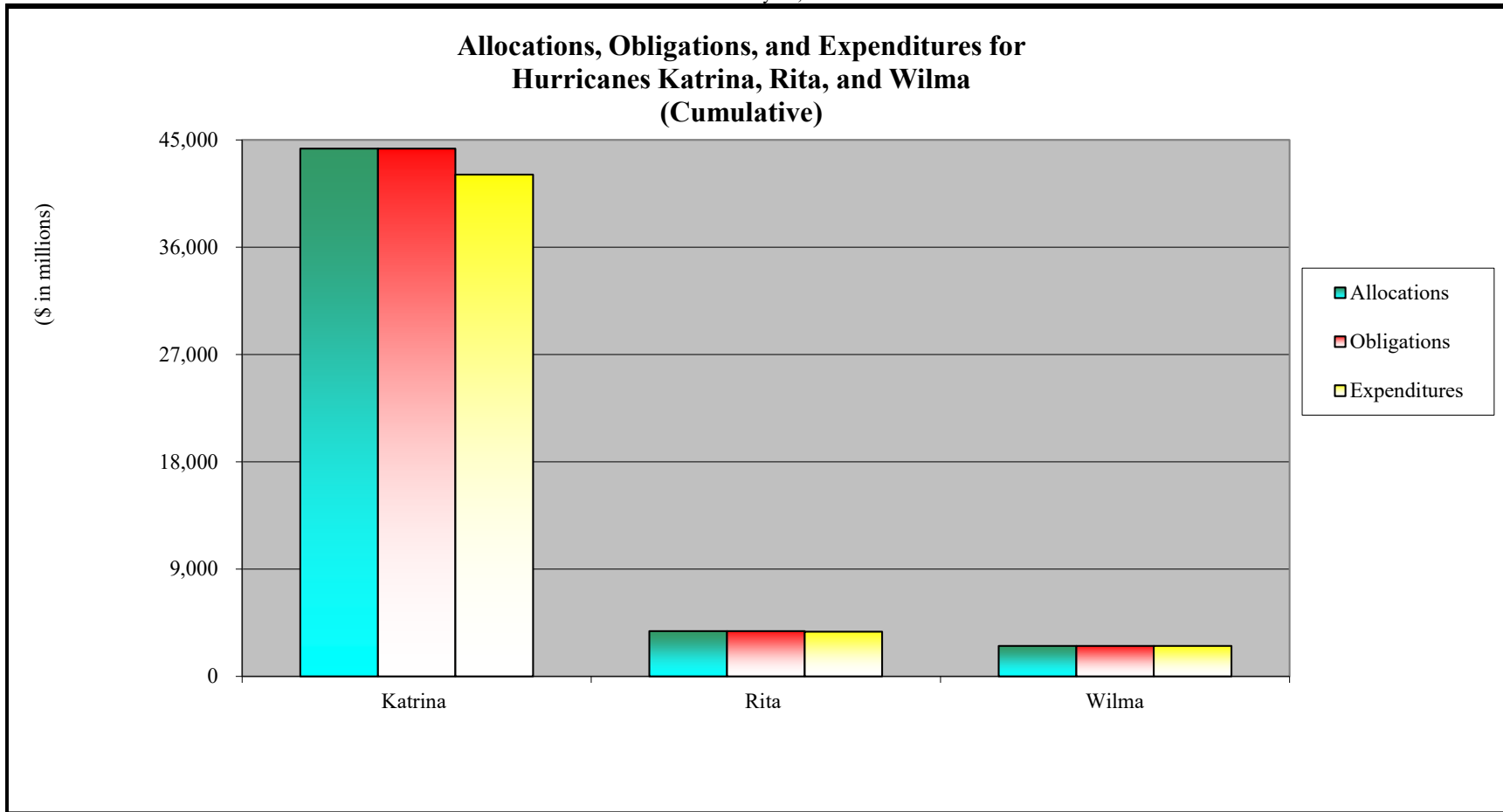
	Cumulative Obligations Through FY 2021 <sup>(1)</sup>	Actual 1st Qtr	Actual/ Estimated 2nd Qtr	Estimated 3rd Qtr	Estimated 4th Qtr	FY 2022 Totals	Totals Through FY 2022
<b>Disasters Declared Since 8/1/2017 <sup>(2)</sup></b>							
Public Assistance	\$ 77,030	\$ 8,529	\$ 9,224	\$ 9,489	\$ 8,226	\$ 35,468	\$ 112,498
Individual Assistance	1,456	1,940	672	55	74	2,741	4,197
Mitigation	50,795	108	301	450	313	1,172	51,967
Operations	13,838	755	637	-	-	1,392	15,230
Administrative	11,703	780	527	409	292	2,008	13,711
<b>Total</b>	<b>\$ 154,822</b>	<b>\$ 12,112</b>	<b>\$ 11,361</b>	<b>\$ 10,403</b>	<b>\$ 8,905</b>	<b>\$ 42,781</b>	<b>\$ 197,603</b>

(1) Adjusted for recoveries that occur in FY 2022 against prior-year obligations.

(2) Per section 1224 of DRRRA (P.L. 115-254).

**APPENDIX D: ALLOCATIONS, OBLIGATIONS, AND EXPENDITURES**

as of January 31, 2022



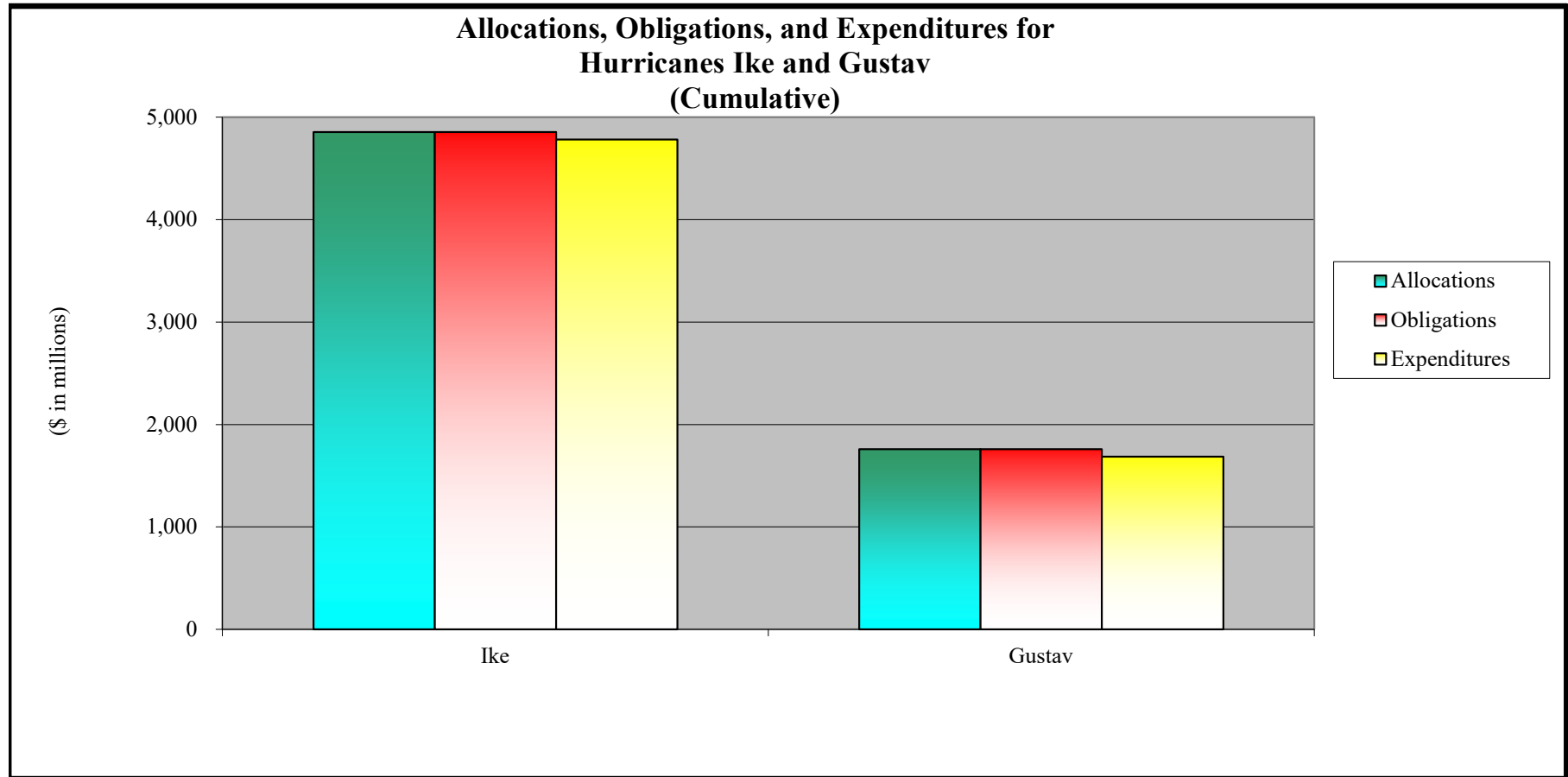
	Katrina		Rita		Wilma		Total
<b>Allocations</b>	\$	44,268	\$	3,799	\$	2,567	\$ 50,634
<b>Obligations</b>		44,268		3,799		2,567	50,634
<b>Expenditures</b>	\$	42,102	\$	3,756	\$	2,563	\$ 48,421

Source of financial information is IFMIS.

Total obligations include prior-year deobligations.

**APPENDIX D: ALLOCATIONS, OBLIGATIONS, AND EXPENDITURES**

as of January 31, 2022



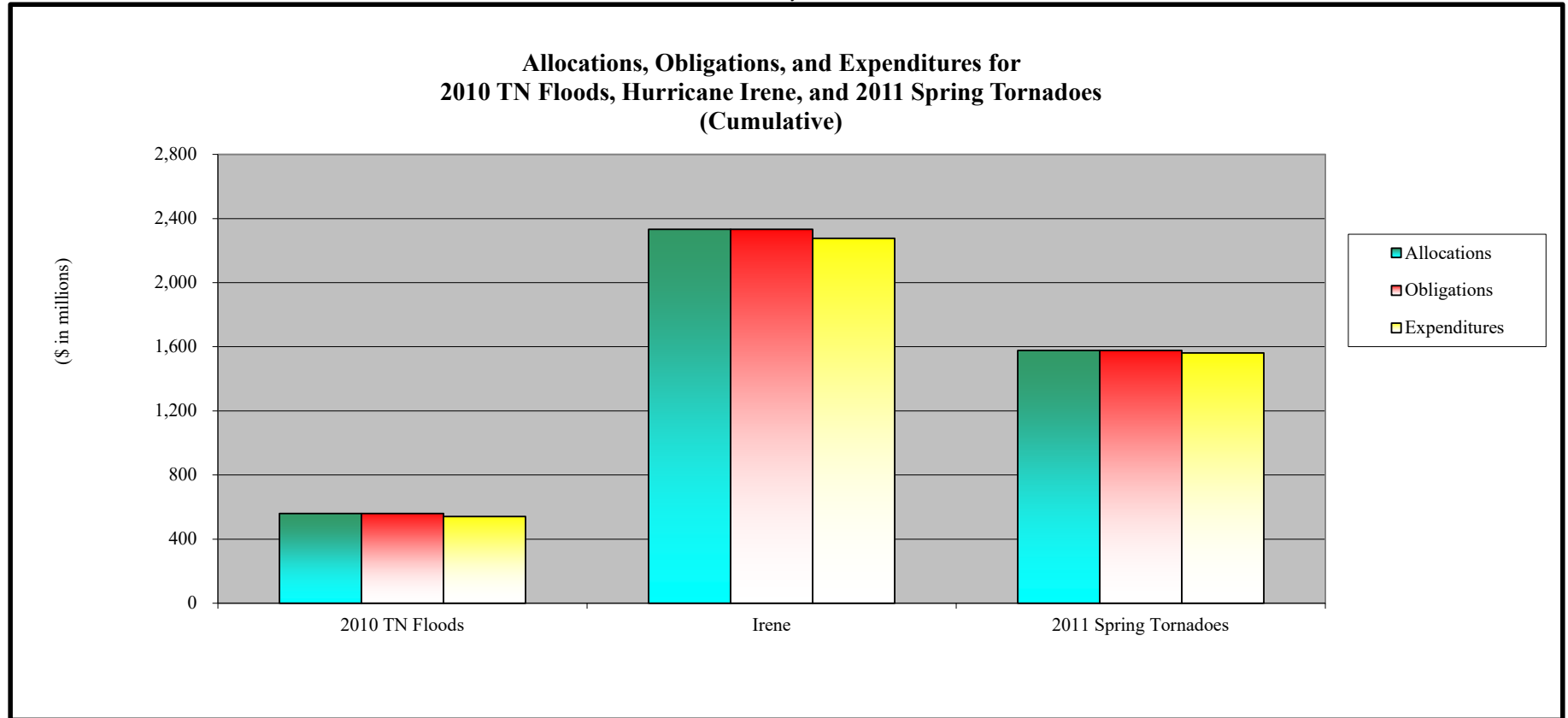
	Ike	Gustav	Total
<b>Allocations</b>	\$ 4,853	\$ 1,759	\$ 6,612
<b>Obligations</b>	4,853	1,759	6,612
<b>Expenditures</b>	\$ 4,782	\$ 1,685	\$ 6,467

Source of financial information is IFMIS.

Total obligations include prior-year deobligations.

APPENDIX D: ALLOCATIONS, OBLIGATIONS, AND EXPENDITURES

as of January 31, 2022

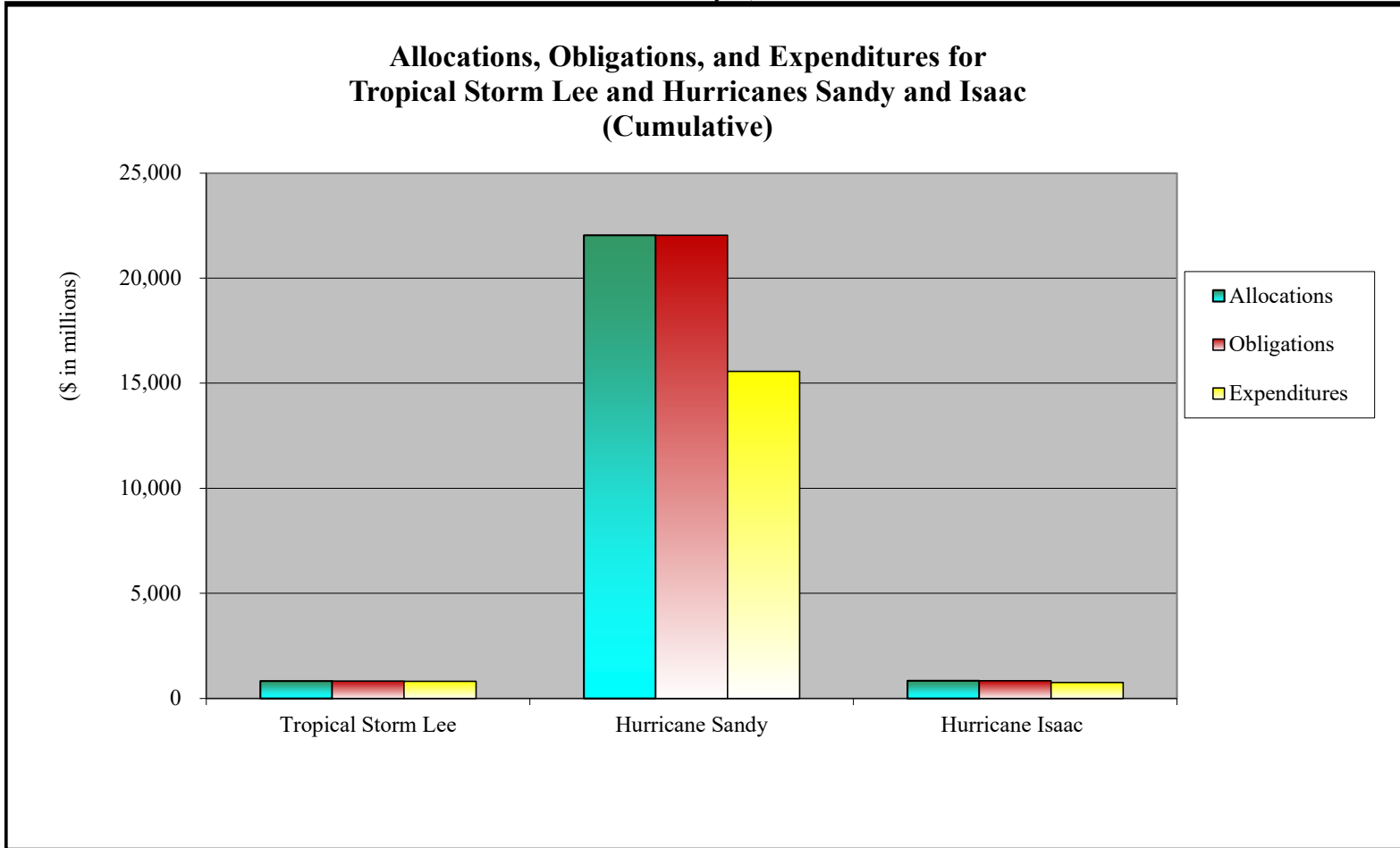


	2010 TN Floods	Irene	2011 Spring Tornadoes	Total
<b>Allocations</b>	\$ 559	\$ 2,332	\$ 1,576	\$ 4,467
<b>Obligations</b>	559	2,332	1,576	4,467
<b>Expenditures</b>	\$ 540	\$ 2,276	\$ 1,561	\$ 4,377

Source of financial information is IFMIS.  
Total obligations include prior-year deobligations.

APPENDIX D: ALLOCATIONS, OBLIGATIONS, AND EXPENDITURES

as of January 31, 2022



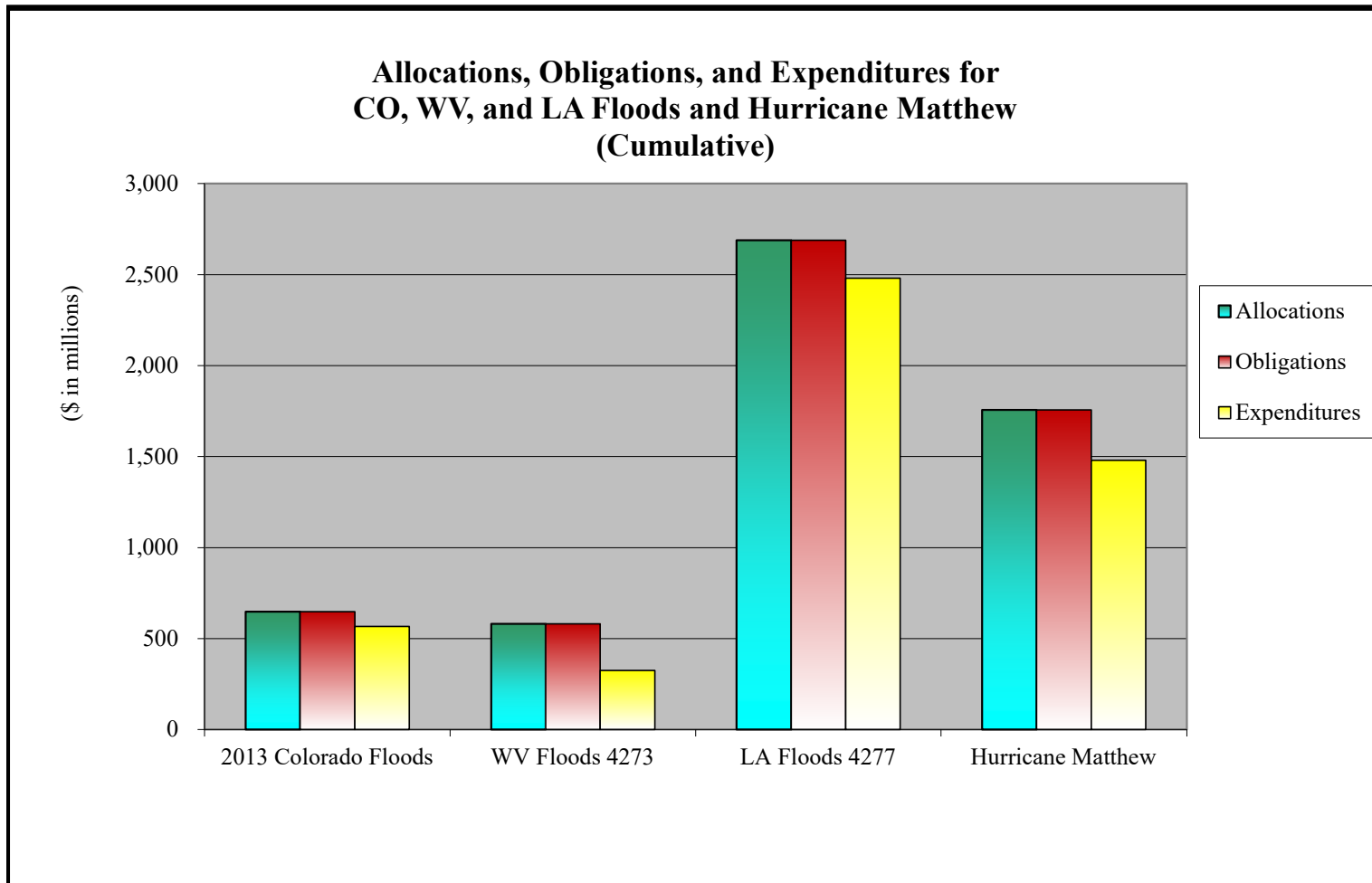
	Tropical Storm Lee	Hurricane Sandy	Hurricane Isaac	Total
<b>Allocations</b>	\$ 827	\$ 22,038	\$ 835	\$ 23,700
<b>Obligations</b>	827	22,038	835	23,700
<b>Expenditures</b>	\$ 808	\$ 15,564	\$ 754	\$ 17,126

Source of financial information is IFMIS.

Total obligations include prior-year deobligations.

APPENDIX D: ALLOCATIONS, OBLIGATIONS, AND EXPENDITURES

as of January 31, 2022



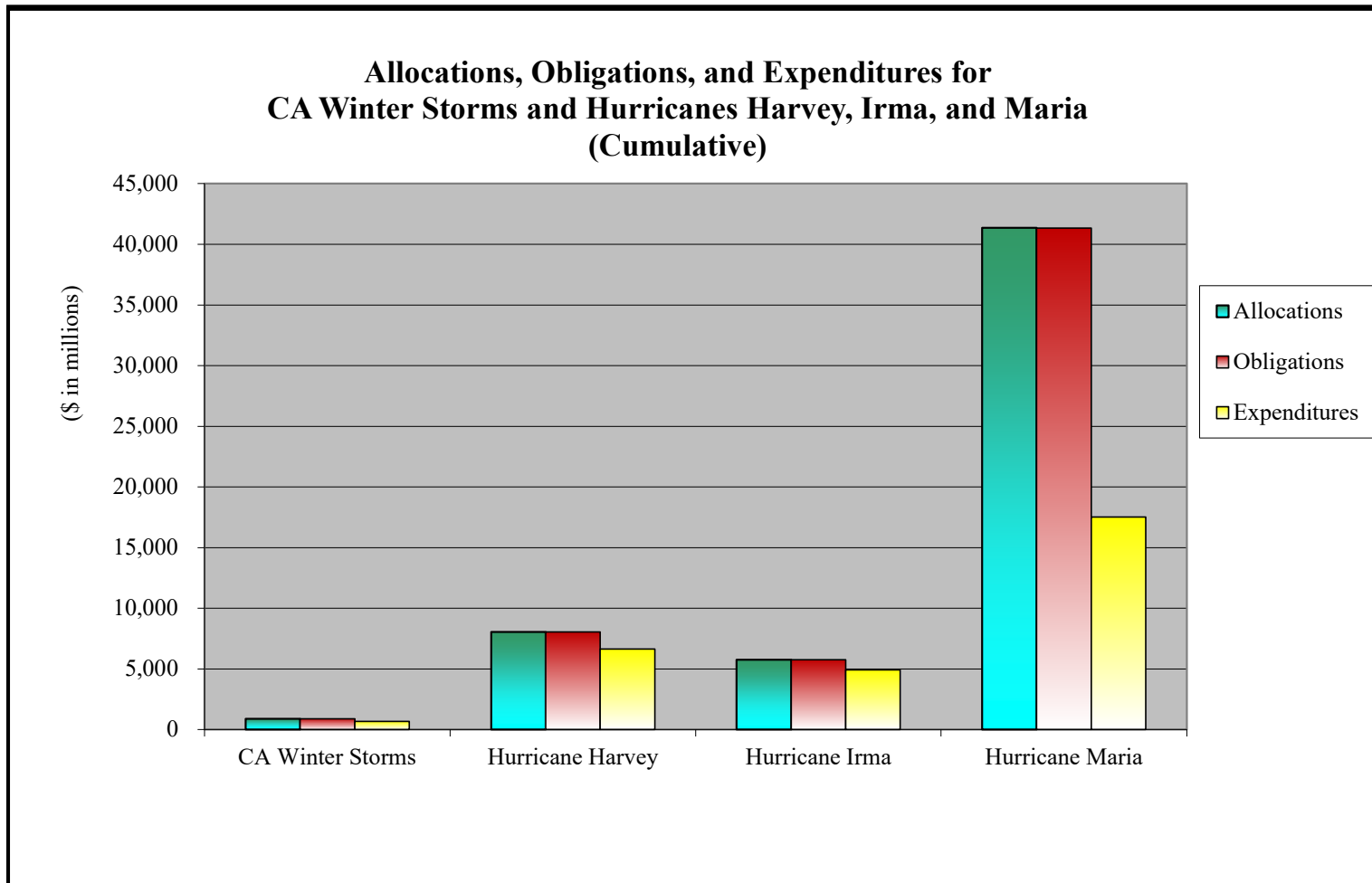
	2013 Colorado Floods	WV Floods 4273	LA Floods 4277	Hurricane Matthew	Total
<b>Allocations</b>	\$ 647	\$ 581	\$ 2,688	\$ 1,756	\$ 5,672
<b>Obligations</b>	647	581	2,688	1,756	5,672
<b>Expenditures</b>	\$ 566	\$ 325	\$ 2,480	\$ 1,479	\$ 4,850

Source of financial information is IFMIS.

Total obligations include prior-year deobligations.

APPENDIX D: ALLOCATIONS, OBLIGATIONS, AND EXPENDITURES

as of January 31, 2022



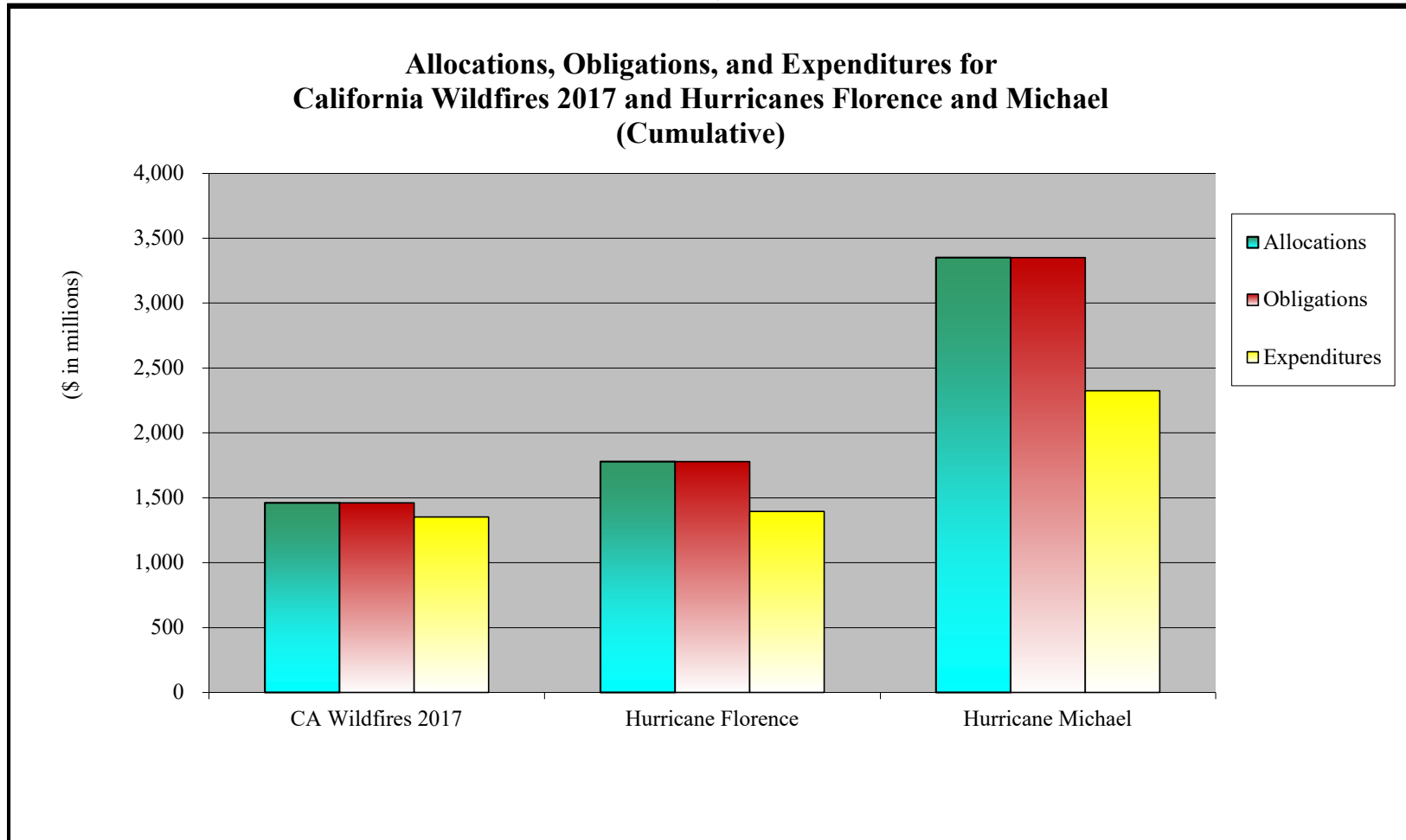
	CA Winter Storms	Hurricane Harvey	Hurricane Irma	Hurricane Maria	Total
<b>Allocations</b>	\$ 881	\$ 8,042	\$ 5,763	\$ 41,365	\$ 56,051
<b>Obligations</b>	881	8,034	5,763	41,323	56,001
<b>Expenditures</b>	\$ 678	\$ 6,634	\$ 4,922	\$ 17,516	\$ 29,750

Source of financial information is IFMIS.

Total obligations include prior-year deobligations.

APPENDIX D: ALLOCATIONS, OBLIGATIONS, AND EXPENDITURES

as of January 31, 2022



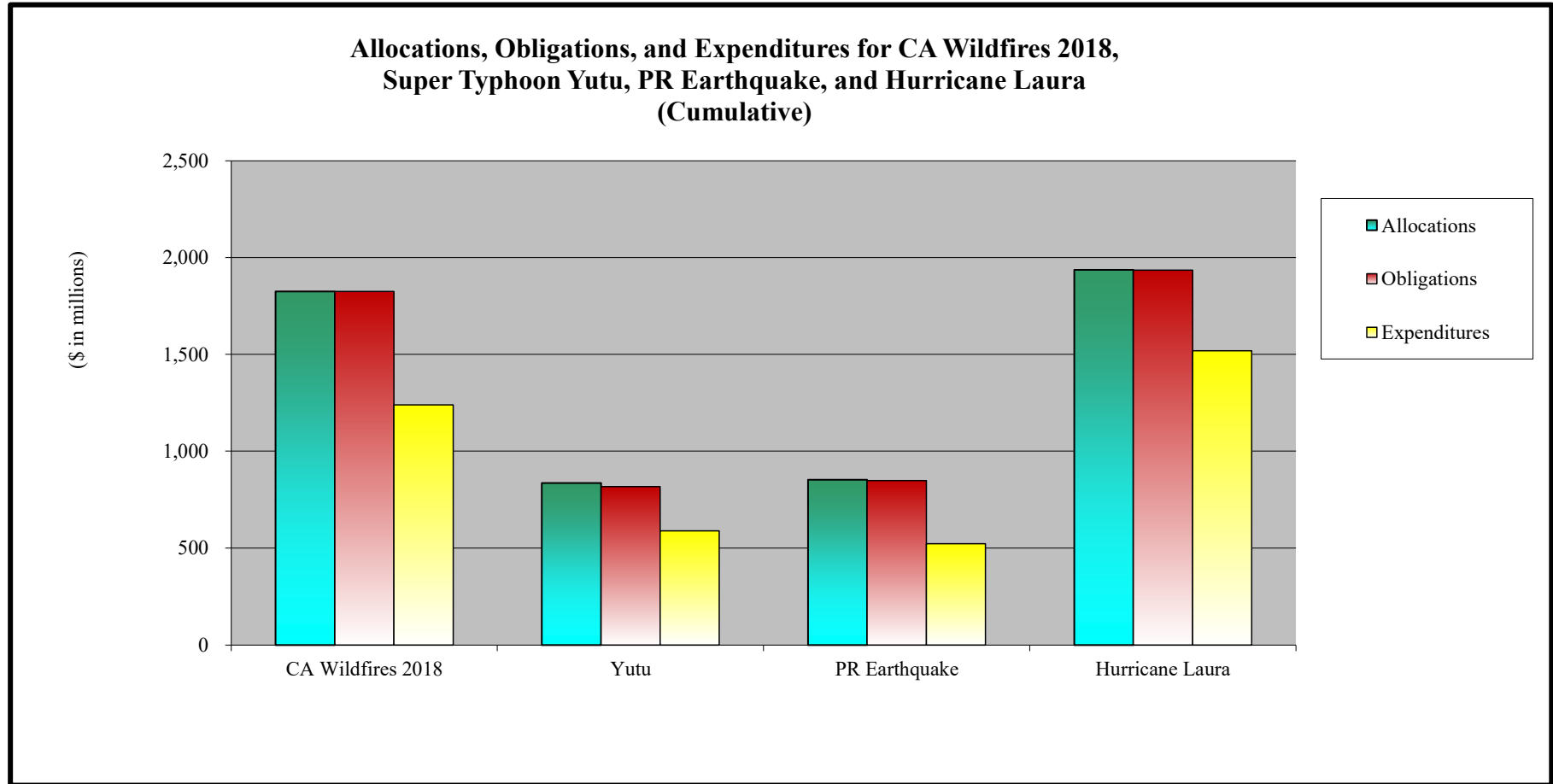
	CA Wildfires 2017	Hurricane Florence	Hurricane Michael	Total
<b>Allocations</b>	\$ 1,461	\$ 1,778	\$ 3,350	\$ 6,589
<b>Obligations</b>	1,461	1,778	3,350	6,589
<b>Expenditures</b>	\$ 1,352	\$ 1,394	\$ 2,324	\$ 5,070

Source of financial information is IFMIS.

Total obligations include prior-year deobligations.



as of January 31, 2022

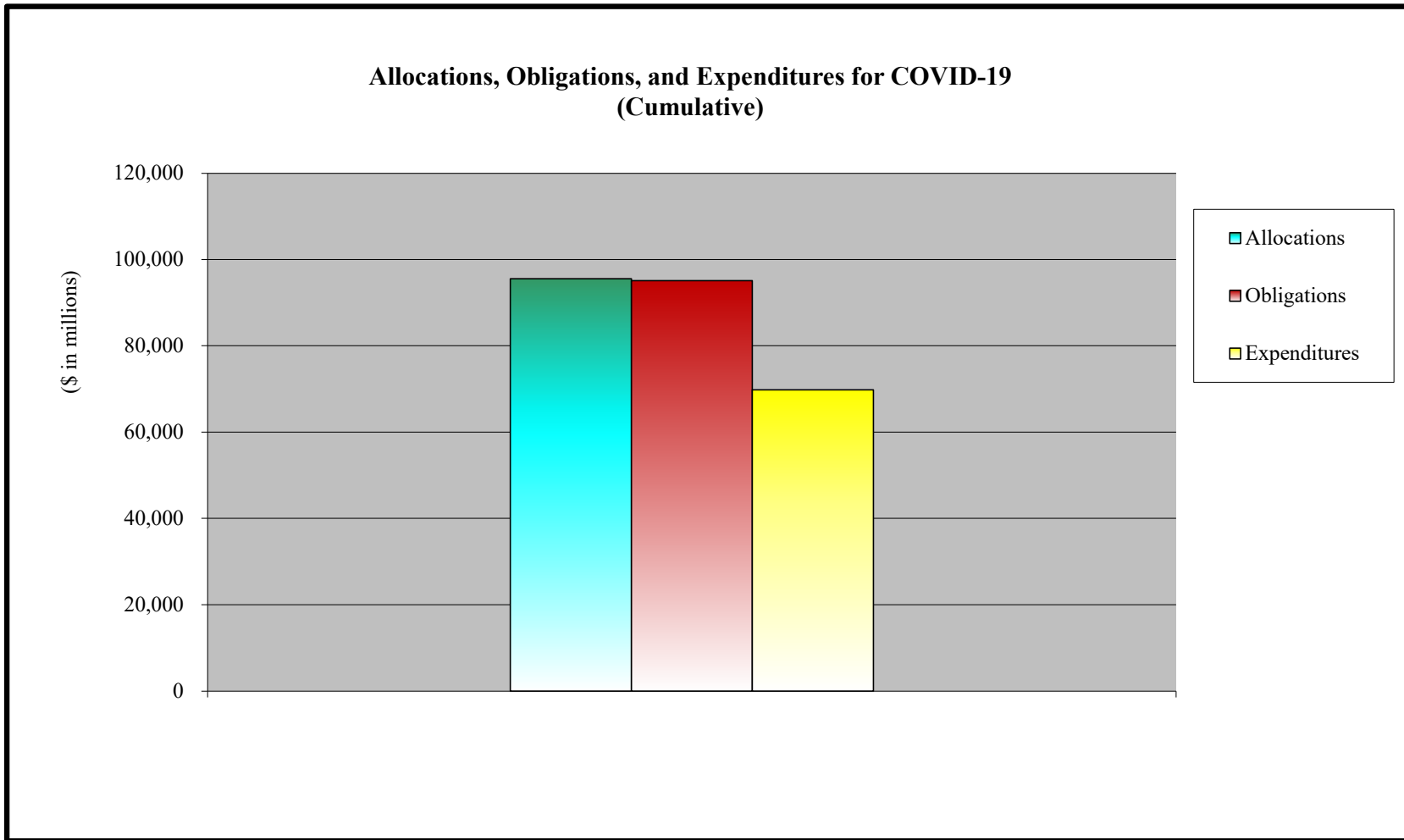


	CA Wildfires 2018	Yutu	PR Earthquake	Hurricane Laura	Total
<b>Allocations</b>	\$ 1,825	\$ 836	\$ 853	\$ 1,937	\$ 5,451
<b>Obligations</b>	1,825	818	849	1,936	5,428
<b>Expenditures</b>	\$ 1,240	\$ 590	\$ 523	\$ 1,519	\$ 3,872

Source of financial information is IFMIS.  
Total obligations include prior-year deobligations.

**APPENDIX D: ALLOCATIONS, OBLIGATIONS, AND EXPENDITURES**

as of January 31, 2022



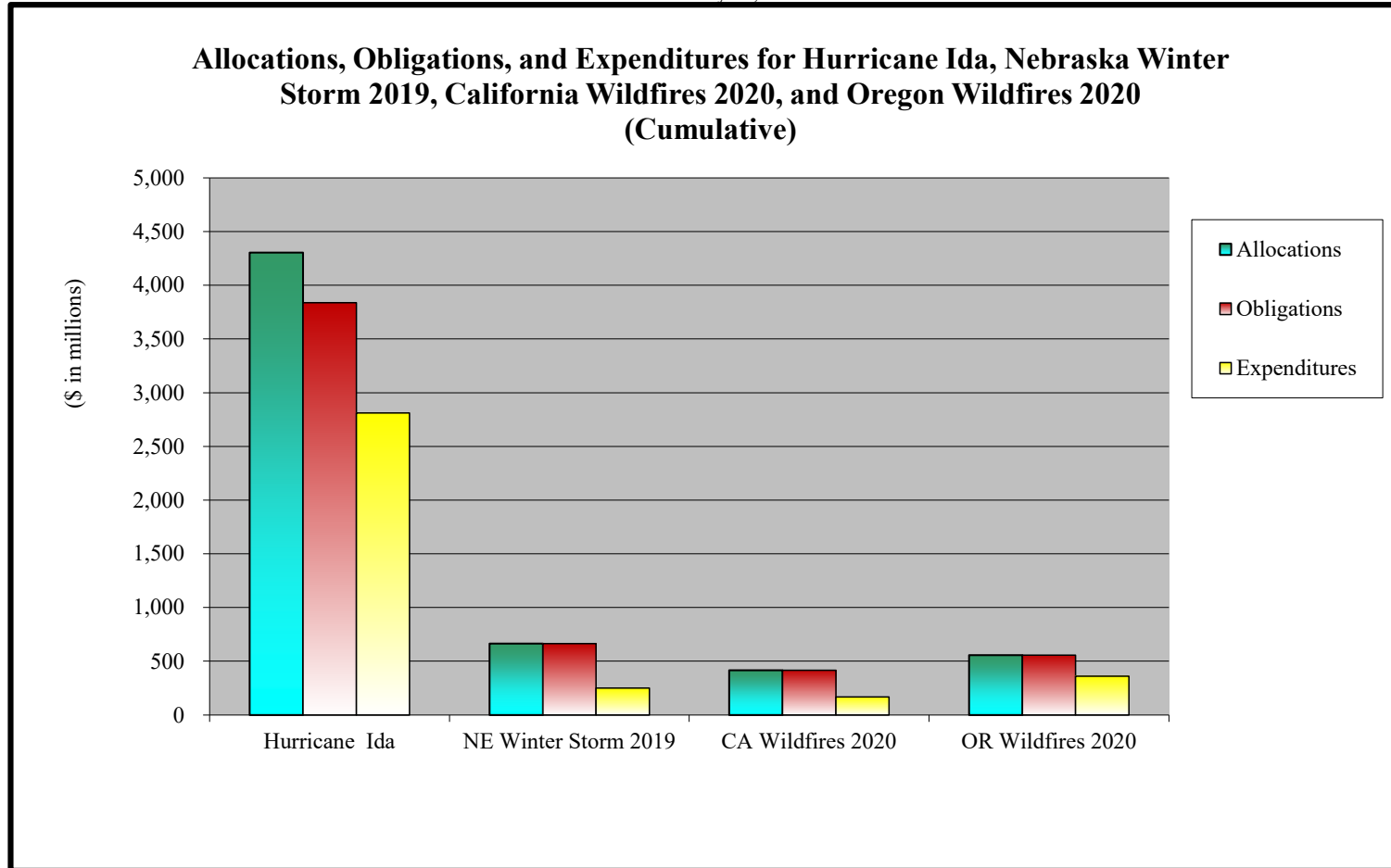
	COVID-19	
<b>Allocations</b>	\$	<b>95,520</b>
<b>Obligations</b>	\$	<b>95,082</b>
<b>Expenditures</b>	\$	<b>69,782</b>

Source of financial information is IFMIS.

Total obligations include prior-year deobligations.

APPENDIX D: ALLOCATIONS, OBLIGATIONS, AND EXPENDITURES

as of January 31, 2022

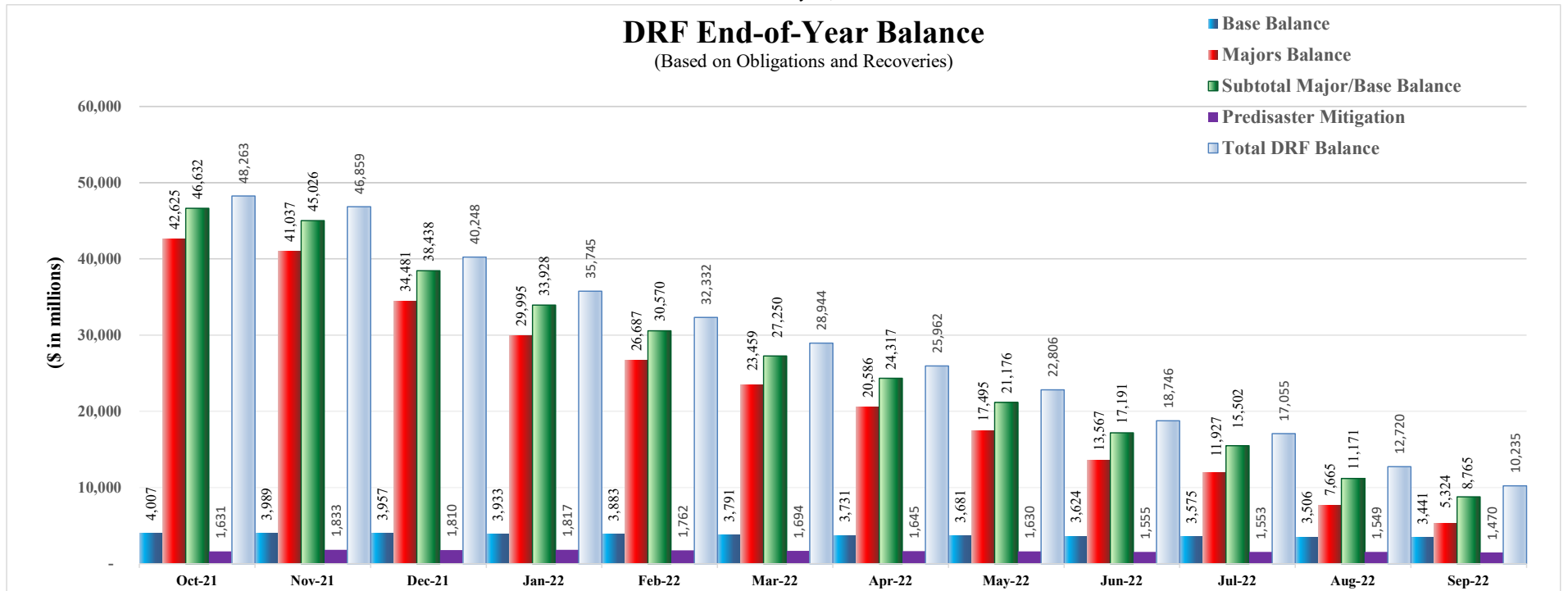


	Hurricane Ida	NE Winter Storm 2019	CA Wildfires 2020	OR Wildfires 2020	Total
<b>Allocations</b>	\$ 4,306	\$ 664	\$ 417	\$ 558	\$ 5,945
<b>Obligations</b>	3,838	664	417	558	5,477
<b>Expenditures</b>	\$ 2,812	\$ 250	\$ 168	\$ 362	\$ 3,592

Source of financial information is IFMIS.  
prior-year deobligations.

**APPENDIX E: Fund Exhaustion Date**

as of January 31, 2022



DRF End-of-Month Balance	Oct-21	Nov-21	Dec-21	Jan-22	Feb-22	Mar-22	Apr-22	May-22	Jun-22	Jul-22	Aug-22	Sep-22
Base Balance	\$ 4,007	\$ 3,989	\$ 3,957	\$ 3,933	\$ 3,883	\$ 3,791	\$ 3,731	\$ 3,681	\$ 3,624	\$ 3,575	\$ 3,506	\$ 3,441
Majors Balance	42,625	41,037	34,481	29,995	26,687	23,459	20,586	17,495	13,567	11,927	7,665	5,324
Subtotal Major/Base Balance	46,632	45,026	38,438	33,928	30,570	27,250	24,317	21,176	17,191	15,502	11,171	8,765
Predisaster Mitigation	1,631	1,833	1,810	1,817	1,762	1,694	1,645	1,630	1,555	1,553	1,549	1,470
<b>Total DRF Balance</b>	<b>\$ 48,263</b>	<b>\$ 46,859</b>	<b>\$ 40,248</b>	<b>\$ 35,745</b>	<b>\$ 32,332</b>	<b>\$ 28,944</b>	<b>\$ 25,962</b>	<b>\$ 22,806</b>	<b>\$ 18,746</b>	<b>\$ 17,055</b>	<b>\$ 12,720</b>	<b>\$ 10,235</b>

FY 2022 DRF Bridge Table

Event	FY 2022 Total Obligations (\$ in millions)					Changes from Baseline		Month-to-Month Change
	Baseline	Current Month as of Feb-22	Previous Month as of Jan-22	Change from Baseline	Change from Prior Month	Cause/Reason	Cause/Reason	
<b>DRF Base Activities</b>								
Emergencies	\$ 108	\$ 108	\$ 108	\$ -	\$ -	No adjustments at this time.	No adjustments at this time.	
Fire Management	206	206	206	-	-	No adjustments at this time.	No adjustments at this time.	
Surge	148	148	148	-	-	No adjustments at this time.	No adjustments at this time.	
<b>Disaster Support &amp; Other Activities Total</b>	<b>408</b>	<b>424</b>	<b>408</b>	<b>16</b>	<b>16</b>	<b>\$9M for facility lease recompile for the FEMA Denton TX Recovery Service Center; \$7M to support FEMA's Office of Environmental Planning and Historic Preservation (OEHP) efficiency for disaster grants.</b>	<b>\$9M for facility lease recompile for the FEMA Denton TX Recovery Service Center; \$7M to support FEMA's Office of Environmental Planning and Historic Preservation (OEHP) efficiency for disaster grants.</b>	
DRS	378	394	378	16	16			
Other Activities	30	30	30	-	-			
<b>Base Subtotal</b>	<b>870</b>	<b>886</b>	<b>870</b>	<b>16</b>	<b>16</b>			
<b>DRF DR Activities</b>								
<b>Average Monthly Major DR Activity (Non-Cat.)</b>	<b>2,538</b>	<b>2,538</b>	<b>2,538</b>	<b>-</b>	<b>-</b>	<b>No adjustments at this time.</b>	<b>No adjustments at this time.</b>	
Katrina Rita Wilma	141	145	144	4	1	Hazard Mitigation: \$2M increase due to technical adjustment to projection amount and closeout for a road elevation project in 1603 LA. Administration: \$1M increase due to extension of a technical assistance contract in 1603 LA. Other Activity: \$1M.	Administration: \$1M increase primarily due to extension of a technical assistance contract in 1603 LA.	
Gustav	14	14	14	-	-	No adjustments at this time.	No adjustments at this time.	
Ike	4	6	5	2	1	Public Assistance: \$1M increase for additional State direct administrative costs requested in 1792 LA; \$1M increase due to accelerated and new cost versions in 1791 TX.	Public Assistance: \$1M increase due to accelerated and new cost versions in 1791 TX.	
TN Floods	2	2	2	-	-	No adjustments at this time.	No adjustments at this time.	
2011 Spring Tornadoes	1	-	-	(1)	-	Other Activity: (\$1M)	No adjustments at this time.	
Irene	34	34	34	-	-	No adjustments at this time.	No adjustments at this time.	
Lee	6	6	6	-	-	No adjustments at this time.	No adjustments at this time.	
Isaac	4	11	11	7	-	Public Assistance: \$2M increase primarily due to closeout overrun and additional State direct administrative costs requested in 4080 LA; (\$1M) decrease due to cost overrun request was disallowed in 4084 FL. Hazard Mitigation: \$6M increase due to funding correction in 4080 LA.	No adjustments at this time.	
Sandy	261	262	256	1	6	Hazard Mitigation: (\$1M) decrease primarily due to actual management costs were less than projected in 4085 NY. Administration: \$2M net increase primarily due to additional technical assistance contract support requested in 4085 NY and 4086 NJ.	Administration: \$6M net increase primarily due to additional technical assistance contract support in 4085 NY and 4086 NJ.	
2013 Colorado Flood	1	2	2	1	-	Activity in 4145 CO: Other Activity: \$1M.	No adjustments at this time.	
WV Floods 4273	34	22	25	(12)	(3)	Activity in 4273 WV: Hazard Mitigation: (\$9M) decrease primarily due to a storm water project failed to meet cost effectiveness requirement. Administration: (\$3M) decrease due to estimates aligned to actual costs and staffing changes.	Activity in 4273 WV: Hazard Mitigation: (\$1M) decrease primarily due to a technical adjustment for a management cost project. Administration: (\$2M) net decrease due to salaries and benefits estimates revised to align with staffing changes.	
LA Floods 4277	89	89	89	-	-	No adjustments at this time.	No adjustments at this time.	
Matthew	145	149	149	4	-	Public Assistance: \$2M increase due to new version requested for Surfside Beach Pier in 4286 SC; \$1M increase for a closeout overrun in 4291 VA. Other Activity: \$1M.	No adjustment at this time.	
CA Winter Storms	49	64	63	15	1	Activity in 4308 CA: Public Assistance: \$10M increase primarily due to new version requests submitted, accelerated project reviews, and increased damages and costs identified on three CA Dept. of Water Resource projects. Hazard Mitigation: \$4M increase due an accelerated seismic retrofit project and phase two with cost increase received for a roads project. Other Activity: \$1M.	Activity in 4308 CA: Hazard Mitigation: \$1M increase due to phase two submitted with a cost increase for a San Joaquin County roads project.	
Harvey	381	381	381	-	-	No adjustments at this time.	No adjustments at this time.	
Irma	186	191	197	5	(6)	Administration: \$2M increase primarily due to technical assistance contract extended in 4337 FL; \$1M increase primarily due to salaries and benefit costs in 4335 VI. Other Activity: \$2M.	Administration: (\$1M) decrease primarily due to a technical assistance contract awarded for less than projected in 4337 FL; (\$6M) decrease primarily due to salary and benefit costs in 4335 VI. Other Activity: \$1M.	

FY 2022 DRF Bridge Table

Event	FY 2022 Total Obligations (\$ in millions)				Changes from Baseline		Month-to-Month Change
	Baseline	Current Month as of Feb-22	Previous Month as of Jan-22	Change from Baseline	Change from Prior Month	Cause/Reason	Cause/Reason
Maria	8,745	8,739	8,745	(6)	(6)	Hazard Mitigation: (\$3M) decrease due to technical adjustment to PR Dept. of Education 406 mitigation project in 4339 PR; \$2M increase due to a technical programming adjustment in 4340 VI. Administration: (\$6M) decrease primarily due to reductions in salaries, benefits, and travel costs. Other Activity: \$1M.	Administration: (\$6M) decrease primarily due to reductions in salaries, benefits, and travel to align with current teleworking requirements in 4339 PR.
CA Wildfires 2017	65	76	66	11	10	Activity in 4344 CA: Hazard Mitigation: \$11M increase primarily due to accelerated reviews or costs increases received on generator, retrofit, and water reservoir projects, as well as, several sub-recipient managements costs awarded.	Activity in 4344 CA: Hazard Mitigation: \$10M net increase due to a water reservoir project accelerated through review and several new sub-recipient management costs awarded.
Florence	132	129	128	(3)	1	Public Assistance: (\$2M) decrease primarily due to several cost versions did not materialize, project discontinued, and estimates reduced during reviews in 4393 NC. Hazard Mitigation: (\$2M) decrease primarily due to acquisition properties withdrawn and elevation project delays for review in 4393 NC; \$1M increase due to new projects submitted in 4401 VA.	Hazard Mitigation: \$1M increase due to four new projects submitted and prioritized for award in 4401 VA.
Michael	342	344	342	2	2	Hazard Mitigation: (\$1M) decrease primarily due to technical adjustment for two projects in 4411 VA. Administration: \$3M increase due to an extension for technical assistance contract support in 4399 FL.	Hazard Mitigation: (\$1M) decrease primarily due to technical adjustment for two projects in 4411 VA. Administration: \$3M increase due to an extension for technical assistance contract support in 4399 FL.
Yutu 4404	94	91	94	(3)	(3)	Activity in 4404 MP: Individual Assistance: (\$2M) decrease due to private housing construction costs negotiated for less than originally projected. Other Activity: (\$1M).	Activity in 4404 MP: Individual Assistance: (\$2M) decrease due to private housing construction costs negotiated for less than originally projected. Other Activity: (\$1M).
CA Wildfires 2018	59	59	59	-	-	No adjustments at this time.	No adjustments at this time.
Nebraska Winter Storm 2019	170	176	170	6	6	Activity in 4420 NE: Public Assistance: \$5M increase primarily due to cost estimates revised for a public works project. Other Activity: \$1M.	Activity in 4420 NE: Public Assistance: \$5M increase primarily due to cost estimates revised for a public works project. Other Activity: \$1M.
PR Earthquakes 4473	423	427	421	4	6	Activity in 4473 PR: Individual Assistanes: \$2M increase as a result of cost transfers from the emergency to the major declaration. Administration: \$4M increase as a result of administrative cost transfers. Other Activity: (\$2M).	Activity in 4473 PR: Individual Assistanes: \$2M increase as a result of cost transfers from the emergency to the major declaration. Administration: \$4M increase as a result of administrative cost transfers.
COVID-19	23,476	24,802	24,279	1,326	523	Activity in COVID-19 Disasters: Public Assistance: \$158M net increase primarily due to additional and extended vaccine testing support, supplies, operations, non-congregate sheltering, PPE supplies, contract labor, and management costs. Individual Assistance: \$45M net increase primarily due to additional funeral assistance requirements. Operations: \$1,141M increase primarily for Presidential extension of U.S. National Guard and additional federal assistance to support medical staffing and testing. Hazard Mitigation: \$77M increase primarily for requests for recipient management costs. Administration: (\$95M) decrease primarily due to funeral call center costs revised.	Activity in COVID-19 Disasters: Public Assistance: \$61M increase primarily due to extensions or additional requests for medical contracted support, supplies, services and testing. Individual Assistance: \$64M increase primarily due to additional funeral assistance funding requirements. Operations: \$432M increase for Presidential extension of U.S. National Guard and additional federal assistance to support medical staffing and testing. Hazard Mitigation: \$70M increase due to requests for recipient management costs. Administration: (\$104M) decrease primarily due to funeral call center revised.
California Wildfires 2020	270	274	274	4	-	Activity in 4558 CA: Public Assistance: \$3M net increase primarily due to adding three new projects, which include management costs and accelerated projects. Other Activity: \$1M.	No adjustments at this time.
Laura	567	717	588	150	129	Public Assistance: \$138M in 4559 LA and \$17M in 4572 TX increases due to new projects submitted and costs estimates revised. Individual Assistance: (\$4M) decrease primarily due to extension for mobile homes contract not required in 4559 LA. Administration: (\$3M) net decrease primarily due to reductions in facility leases, guard services and technical assistance contracts in 4559 LA; \$1M increase due to reallocation of surge funding in 4572 TX. Other Activity: \$1M.	Public Assistance: \$134M increase primary due to new projects submitted and accelerated debris project for Calcasieu Parish in 4559 LA. Individual Assistance: (\$5M) decrease due to extension for mobile homes contract was not required in 4559 LA. Administration: (\$1M) decrease due anticipated extension for technical assistance contract not required in 4559 LA; \$1M increase due to reallocation of surge funding to the major disaster in 4572 TX.
Oregon Wildfires 2020	238	236	238	(2)	(2)	Activity in 4562 OR: Administration: (\$2M) decrease primarily due to reductions in direct and indirect salaries and benefits costs.	Activity in 4562 OR: Administration: (\$2M) decrease primarily due to reductions in direct and indirect salaries and benefits costs.
Ida	2,397	3,050	2,701	653	349	Increase for Ida FY 2022 major disaster obligations and estimates: \$142M for 4614 NJ, 4615 NY, 4618 PA, 4626 MS, 4627 DE, and 4629 CT. Public Assistance: \$65M net increase for revised cost estimates across the majority of disasters. Individual Assistance: \$346M net increase primarily due to transitional sheltering assistance and mobile home replenishment in 4611 LA and other increases for additional disaster housing, other needs, and disaster case management assistance in 4614 NJ, 4615 NY, and 4618 PA. Operations: \$14M increase for mission assigned mobile home group site buildout in 4611 LA. Administration: \$84M net increase primarily for base camp extension, security, staging area, technical assistance, call center, salaries, and travel costs in 4611 LA, 4614 NJ, 4616 NY, and 4618 PA. Other Activity: \$2M.	Public Assistance: \$54M increase in 4611 LA and \$1M in 4514 NJ primarily due to new projects submitted, other projects accelerated, and costs revised during reviews. Individual Assistance: \$254M net increase primarily due to requirement to replenish mobile home stock in 4611 LA and increased estimates for disaster housing, other needs, and disaster case management in 4518 PA. Operations: \$14M increase for mission assigned mobile home group site buildout in 4611 LA. Administration: \$24M net increase primarily for base camp extension, additional security and staging area improvements in 4611 and salaries and travel estimates revised in 4615 NY. Other Activity: \$2M.
<b>DR Subtotal</b>	<b>40,868</b>	<b>43,036</b>	<b>42,021</b>	<b>2,168</b>	<b>1,015</b>		
<b>Total</b>	<b>\$ 41,738</b>	<b>\$ 43,922</b>	<b>\$ 42,891</b>	<b>\$ 2,184</b>	<b>\$ 1,031</b>		

\*Based on FY 2022 spend plan baselines.

APPENDIX G: BRIC/PDM History and Fund Status

<b>Building Resilient Infrastructure and Communities/Predisaster Mitigation History and Fund Status as of January 31, 2022</b>	
(Dollars in Millions)	
<b>Fiscal Year 2019 (Applications Due by January 31, 2020)</b>	
	Amount
6% Set-Aside	\$ 383
Allocation	250
Notice of Funding Opportunity (NOFO) Awards to Date from the Allocation	(184)
Administrative and Technical Assistance Obligations	-
<b>Fiscal Year 2020 (Applications Due by January 29, 2021)</b>	
6% Set-Aside	613
Allocation	500
NOFO Awards to Date from the Allocation	(8)
Administrative and Technical Assistance Obligations	(2)
<b>Fiscal Year 2021 (Applications Due by January 28, 2022) <sup>(1)</sup></b>	
6% Set-Aside	321
Additional Set-Aside from COVID-19	500
Allocation	1,000
NOFO Awards to Date from the Allocation	-
Administrative and Technical Assistance Obligations	(16)
<b>Fiscal Year 2022 Activities</b>	
6% Set-Aside <sup>(2)</sup>	29
Infrastructure Investment and Jobs Act <sup>(3)</sup>	200
Infrastructure Investment and Jobs Act Anticipated Transfers <sup>(3)</sup>	(17)
Administrative and Technical Assistance Obligations	(2)
Note: Set-Aside currently available to fund future NOFOs (6% Set-Asides - Allocations - Administrative Obligations).	\$ 259
Footnotes:	
(1) FY 2021 NOFO was announced on 8/9/2021. The application period to apply for FY 2021 BRIC funding opened on 9/30/2021 and closed on 1/28/2022.	
(2) Amount available from COVID-19 for annual stabilization = \$2.7 billion	
(3) Pursuant to P.L. 117-58, Infrastructure Investment and Jobs Act	