

Available in Hmong, Karen,
Somali and Spanish!

Effective July


2024

through June 30, 2025

Updated 11.13.24



**MINNESOTA
HUNTING
& TRAPPING
REGULATIONS**



**DEPARTMENT OF
NATURAL RESOURCES**

➤ mndnr.gov/hunting


**SHARE
THE
PASSION**

#huntmn



Coming in March 2025: fishing and hunting licensing, made easy.

A new DNR mobile app and licensing system are coming soon, giving Minnesotans more options for on-the-go licensing and registration.



This mockup is intended for concept purposes only. It may not reflect the final content.



Scan the QR code to learn more, sign up for updates, and access our FAQ webpage.

[engage.dnr.state.mn.us/
new-electronic-license-system](https://engage.dnr.state.mn.us/new-electronic-license-system)

FEDERAL PREMIUM

BLACKCLOUD[®]

THE LIMIT

THE SKY IS

Premium steel

FLITESTOPPER pellets

FLITECONTROL
FLEX wad



FEDERAL PREMIUM[®] BLACK CLOUD[®]

The boundaries have been broken. FLITESTOPPER[®] pellets blended with Premium[®] Steel or Tungsten Super Shot and deployed with the rear-opening FLITECONTROL FLEX[®] wad. Longer range. Denser patterns. Lethal through any choke.

© 2024 Federal Ammunition



BUY NOW AT [FEDERALPREMIUM.COM](https://www.federalpremium.com)

Century Leather Products

Owatonna, MN

507-451-0762

www.clpuber.com



CUSTOM MADE:
Garments, Gloves, Mittens
& Accessories



LEATHER TANNING
Deer, Elk, Moose, Buffalo & Cow

PAID ADVERTISEMENT

For All Your Hunting Needs

Dunham's


SPORTS®

15% OFF*

**Regular Price Of Any One Item
In Stock With Coupon**

*Excludes Firearms, Ammunition, Nike & Under Armour. Additional exclusions may apply, see www.dunhamssports.com/coupon-exclusions.html for details. Not valid for online purchases or Gift Cards. Cannot be used with another offer, coupon, current sale, or clearance item. Only one coupon per customer. Not valid on previous purchases. Void if copied. Not for resale. Dunham's Sports reserves the right to terminate this coupon/offer/discount at any time, without prior notice.

Coupon Expires July 31, 2025



4125300000000

24-P-221

Paid Advertisement



**OUTDOOR WOOD &
WOOD PELLET FURNACES**



CentralBoiler.com
218-782-2575

ALTOZ®

ALWAYS AHEAD™

Outdoor Power Equipment



Altoz.com
218-782-5869

Paid Advertisement

©2024 Central Boiler/Altoz | ad7982



SUPPORT THOSE WHO GET YOUTH OUTDOORS



Your donation to No Child Left Inside provides grants to programs that help children experience the outdoors.

Learn more and donate today:



mndnr.gov/kidsoutdoors

 DEPARTMENT OF
NATURAL RESOURCES

FAW_0056_2022

Capability for wherever the hunt takes you

2024 Silverado



Together
let's drive™



**Chevrolet Silverado.
Official truck of the Minnesota
Deer Hunters Association.**

VISIT ChevyDealer.com to find your nearest dealer

TABLE OF CONTENTS

Waterfowl, bear, wild turkey, and elk regulations can be found online.

NEW FOR 2024.....	8
Trespass Law.....	10
Hunting Licenses.....	13
Stamps.....	22
General Hunting Information.....	25
Accessible Hunting Options.....	27
All-terrain Vehicles for Hunting.....	28
Dogs.....	29
Using Lights, Night Vision, Drones, or Wireless Devices.....	31
Blaze Clothing and Ground Blind Requirements.....	34
Youth Hunting (Residents and Nonresidents).....	35
Youth Deer Season.....	37
Small Game.....	43
Wild Turkey Season Dates.....	44
Trapping.....	51
Big Game.....	61
Deer.....	62
Chronic Wasting Disease.....	74
Deer Feeding Ban.....	86
Deer–Youth Season.....	88
Deer–Firearms.....	89
Special Hunts.....	92
Public Lands and Wildlife Refuges.....	105
Contact Information.....	127
Sunrise/Sunset Table.....	129

Cover images:

Hunting photo: R3 Community Asset Library. Julia Schrenkler and her German Shorthaired Pointers, Wren and Nixie. The Minnesota woodcock, ruffed grouse and pheasant openers are upland “holidays” to this crew. Julia is an adult-onset hunter who started hunting in 2013 after getting her first hunting dog, Wren. Julia finds that hunting has strengthened her relationships with the natural world, her dogs, friends, and family. She hopes hunters of all ages find these rewards.

Landscape photo by Minnesota DNR.

Woodcock photo by Brilyn Brecka

The sale of advertising pays for a portion of this publication. The state of Minnesota and the Minnesota Department of Natural Resources neither endorse products or services listed nor accept any liability arising from the use of products or services listed.

Deer hunting

A person who is hunting deer in a fabric or synthetic ground blind on public land must have a blaze orange safety covering on top of the blind that is visible from all directions or a patch made of blaze orange material that is at least 144 square inches (12x12 inches) on each side of the blind. This regulation applies to people who are hunting deer using archery, a firearm, or a muzzleloader on public land.

Chronic wasting disease

- CWD testing is available to hunters statewide. Find out how to get your deer tested on pages 77 and 78.
- Mandatory CWD testing is required for the opening weekend of Firearms A season (November 9-10) in all CWD surveillance and management zones. New areas where CWD sampling is mandatory include DPAs 156, 173, 181 and 199 in northeast Minnesota. Details are on pages 74-76.
- A new CWD management zone, deer permit area 642 (formerly DPA 342), was added in response to a positive deer detected near Wabasha during fall 2023.
- Heads from cervids with or without the cape and neck attached that originate from outside Minnesota may be transported into the state only if they are delivered to a licensed taxidermist within 48 hours of entering the state.
- Heads from cervids with or without the cape and neck attached that are taken inside a CWD management zone may be transported outside of the CWD management zone only if they are delivered to a licensed taxidermist within 48 hours of leaving the management zone.

Camp Ripley archery deer hunt

Archery hunting on the Camp Ripley Game Refuge will be administered by Camp Ripley officials. The refuge will be open to public hunting throughout the archery season to 150 hunters each day through an online sign-up process. The bag limit, licensing and registration requirements in deer permit area 248 will apply to the archery season at Camp Ripley. Hunters will need to obtain a permit from Camp Ripley to access the area and areas open to hunters will vary daily based up military training requirements. More information, including instructions for obtaining a permit can be found at <https://ripley.isportsman.net/default.aspx>. For questions, contact the Camp Ripley Public Affairs Office at 320-616-2784 or email ng.mn.mnarng.mbx.isportsman-crtc@army.mil.

Furbearer trapping and hunting

- An apprentice trapper validation is now available. The validation is a short-term exclusion to the requirement for completing trapper education training. It can be purchased where hunting and fishing licenses are sold. Details are on page 24.
- The river otter season has been extended to close with beaver trapping season on May 15. A registration event will be held at DNR offices on May 16 during the hours indicated on page 58.

Continued on next page

- One fisher and one bobcat may be taken in the South Furbearer Zone (page 53) from Jan. 4-19. A bobcat taken in the South Furbearer Zone (page 53) counts toward the statewide limit of five bobcats. A fisher taken in the South Furbearer Zone (page 53) counts toward the combined limit of two fisher/pine marten (two fisher or two pine marten or one fisher and one pine marten).
- This year's fisher/marten registration deadline will be Monday, Dec. 23. The registration period for this season is being shortened to 24 hours after the close of the season to avoid interference with holidays. Fisher and marten may be registered during the hours and at the locations listed on page 58 without an appointment. Fisher, pine marten, river otter and bobcat can be registered at any DNR office throughout open seasons by appointment.
- The boundary of the north and south furbearer zones has been changed to Interstate-94/Hwy 10 as indicated on the map on page 53.

Waterfowl

- The special permit to take Canada geese during the September goose season is no longer required.
- Electronically issued federal duck stamps are now valid throughout the waterfowl season. Pictorial stamps will be mailed after the season.
- Find all waterfowl and migratory bird regulations in the annual waterfowl regulations book, available now.

Hunting licenses

A person may use a digital image of a paper license issued to and received by the person to meet the requirement to possess a paper license. The image may be exhibited to a conservation officer or peace officer to meet the requirements. Hunters will still need a site tag or validation coupon for certain species indicated in the regulations book.

Sale of adipose tissue

Adipose, or fatty tissue, has been added to the list of saleable items from inedible portions of lawfully taken or acquired big game animals, fur-bearing animals, fish, and game birds other than migratory waterfowl. More information is on page 32.

Swamp Lake

Swamp Lake WMA (Aitkin County) Swamp Lake Wildlife Management Area and Swamp Lake are closed to wild rice harvesting.

TRESPASS LAW

The trespass law applies to all outdoor recreation, including: hunting, boating, fishing, trapping, hiking, and camping. When taking part in outdoor recreation, you may not enter legally posted land or agricultural land without permission.

Landowners, lessees, or authorized managers need only post their land once a year. The signs must be placed at intervals of 1,000 feet (500 feet in wooded areas) or signs may be placed at primary corners of each parcel and at access points to the property. Signs must state “No Trespassing,” or similar words, in 2-inch high letters and have either the signature or the name and telephone number of the landowner, lessee, or manager.

There can be civil or criminal penalties for violation of the trespass laws with maximum fines up to \$3,000 and license revocation. All conservation officers and peace officers enforce trespass laws. If you have doubts about whether you may be trespassing on private land, ask the landowner for permission.

Restrictions

- A person may not enter legally posted land for outdoor recreation purposes without permission.
- A person may not enter agricultural land for outdoor recreation purposes without permission.
- A person may not remain on or return within 1 year to any private land for outdoor recreation purposes after being told to leave by the owner, occupant or lessee.
- On another person’s private land or a public right-of-way, a person may not discharge a firearm within 500 feet of a building occupied by humans or livestock without written permission of the owner, occupant or lessee of the building. This does not apply to people hunting on their own property.
- A person may hunt from the water, a private shooting preserve, or from public land that is within 500 feet of a building occupied by humans or livestock.
- A person may not discharge a firearm within 500 feet of a corral of 1 acre or less confining livestock for the purpose of normal livestock holding or sorting operations without permission. This does not apply to persons hunting during an established season on state or local government-owned land that is not road right-of-way.
- A person may not take a wild animal on any land where the person is prohibited from lawfully entering by this law. This prohibition includes coyote hunters intentionally running their dogs on posted or agricultural land without permission of the landowner, occupant, or lessee.
- A person may not wound or kill another person’s domestic animal, destroy private property, or pass through a closed gate without returning it to the original position.

Exceptions

- A person on foot may, without permission, enter land that is not posted to retrieve a wounded wild animal that was lawfully shot, but may not remain on the land after being told to leave.

Continued on next page

- A person on foot may, without permission, enter private land without a firearm to retrieve a hunting dog. After retrieving the dog, the person must immediately leave the premises. This exception does not authorize the taking of the wild animal.
- A person on foot may, without permission, enter land that is posted with “Walk-In Access” signs.

Permission is required on agricultural land even if it’s not posted

Hunters and trappers must always respect private lands. Ask first before entering lands not posted as being open to hunting and trapping.

Notification to stay off private land, authorization to remove a sign posted to prevent trespass, or legal permission to enter private land or to take wild animals near occupied buildings or corrals, may only be given by the owner, occupant, or lessee.

What is agricultural land?

“Agricultural land” is land that: 1) is plowed or tilled; 2) has standing crops or crop residues; 3) is within a maintained fence for enclosing domestic livestock (including horses); 4) is planted to native or introduced grassland or hay land; or 5) is planted to short-rotation woody crops (hybrid poplar and other woody plants that are harvested for their fiber within 15 years of planting).

Posting is not required on lands considered agricultural, including:

- All planted grassland and hay land.
- All hybrid poplar and other woody plants harvested for fiber within 15 years of planting.
- Riparian buffers required by law.
- Land enrolled in Conservation Reserve Enhancement Program (CREP) or Reinvest in Minnesota (RIM).

Land that is brush or trees should be posted. When the agricultural status of land is not clear, verbal notice should be given to trespassers before enforcement can occur.

Water access and recreational use

What is lawful access?

A stream or lake is lawfully accessible if there is a public access, or if public land or a public road right-of-way abuts the surface of the water, or if you have permission to cross private land to reach the surface of the water.

What is recreational use?

Recreational use includes boating, swimming, fishing, hunting, trapping, and similar activities. It includes walking in the water in connection with such activities regardless of who owns the land beneath the surface of the water.

What waters are open to recreational use?

A stream or lake is open to recreational use over its entire surface if it is capable of recreational use and if it is lawfully accessible. Any water that will float a canoe is capable of recreational use, but other waters may also qualify depending upon the circumstances.

Landowner liability

An owner who gives written or oral permission for the use of the land for recreational purposes without charge does not, by that action:

- extend any assurance that the land is safe for any purpose,
- confer upon the person the legal status of an invitee or licensee to whom a duty of care is owed, or
- assume responsibility for or incur liability for any injury to the person or property caused by an act or omission of the person.

Road right-of-way

Some road right-of-ways are not owned by a unit of government. In these instances the landowner has granted an easement for vehicle and foot travel. The landowner generally retains authority to restrict access for hunting or trapping and may prohibit trespass by posting the land or by verbally directing hunters and trappers to leave the easement. It's always best to ask permission if in doubt about the ownership of a road ditch area. County or township offices also may be able to help determine the ownership status of a road ditch.

Helpful examples of road right-of-way ownership and public use include:

- Hunting is not allowed on Interstate Highway right-of-ways.
- State highways are most often owned by the state, but there may be a mix of easements and state ownership.
- County roads may be owned by the county, or there may be easements. Roadways with easements tend to be gravel, while roads owned by the county tend to be paved. Road surface is a visual indicator of the ownership but is not an absolute condition.
- Township roads are generally easement and not owned by the township, but some township roads are owned by the township. As is the case with county roads, road surface can be a visual indicator of the ownership.
- The ownership or easement status can vary on any one stretch of road, and can vary from road to road.

Visually, the road right-of-way is improved and maintained, and you will normally notice a change in the property—including such things as ditches, fence lines, etc. The actual distance from the center of the road that is improved and maintained can vary under ownership or easement, and from one location to another.

HUNTING LICENSES

A license to take wild animals is valid for the license period even if the licensee's age, residency, or student qualification status changes.

Youth licenses for wild turkey, firearms deer (qualified by age of licensee on opening day of statewide A firearms deer season), bear, elk, archery deer, and muzzleloader deer are qualified by the age of the licensee on the opening day of their respective season. Youth licenses for species that may be taken under a small game license are qualified by the age of the licensee on September 1.

There is a \$1 agent fee associated with licenses, including some free licenses. Sport, super sport and deer licenses include \$1 for the deer/bear management account, and 50 cents for emergency feeding and wild cervidae (deer, elk, moose) health account. The 72-hour licenses include \$3.75 pheasant stamp account, \$3.75 waterfowl stamp account, and \$3.25 small game surcharge. Prices do not include additional issuing fees.

What is a resident?

To qualify as a resident, a person must maintain a legal residence in Minnesota for at least 60 consecutive days before purchasing a license.

- Residents 21 years of age or older must provide a current Minnesota driver's license or Minnesota public safety ID card or have a receipt for an application for a Minnesota driver's license or Minnesota public safety ID that is at least 60 days old.
- A nonresident under age 21 whose parent is a Minnesota resident is considered a resident.
- Tribal members with an unexpired Tribal ID, with a Minnesota address, who do not hold a driver's license or state ID in any state, and who have not accepted resident hunting, fishing, or trapping licenses in any other state in the previous 60 days.

What is a nonresident?

A nonresident is anyone who does not meet the definition of a resident.

What licenses do nonresidents need?

- A nonresident under age 18 may obtain a small game license at the resident fee if the nonresident possesses a firearms safety certificate.
- Nonresidents under age 16 are not required to possess a small game license.
- A nonresident under age 14 must be accompanied by a parent or guardian to take small or big game.
- Nonresidents may trap in Minnesota only on their own land and with a nonresident trapping license.
- Nonresidents may not take raccoon or bobcat without a furbearer raccoon/bobcat (nonresident) license and a nonresident small game license.

Licenses for nonresident students

What if I'm not a state resident but am a full-time student at a Minnesota school, college or university?

By showing a fee statement and providing proof you live in Minnesota during the school year, you may purchase a small game, deer or bear license at the resident rate. Foreign exchange students may also receive a resident rate for deer or bear licenses if residing with a Minnesota resident (proof required).

Licenses for military personnel

Can veterans with disabilities who are residents of Minnesota take antlerless deer without a lottery permit?

Yes, with the appropriate deer license, veterans with a 100 percent service connected disability who are residents of Minnesota may take a deer of either sex in any area except bucks-only areas.

What if I'm a resident in the military stationed outside the state?

You may hunt small game without a license while on leave. You also do not need a Minnesota Waterfowl Stamp or Pheasant Stamp but must have a Federal Duck Stamp to hunt waterfowl. You may hunt deer, bear, and wild turkeys without charge after obtaining the appropriate licenses and tags by presenting official leave papers to a license agent. Deer bonus permits may be purchased. You must carry proof of residency and official leave papers while hunting. Residents must possess a current Minnesota driver's license or public safety identification.

What if I'm not a state resident but am the spouse of a Minnesota resident on active military duty?

By showing proof, you may purchase hunting licenses at the resident rate.

What if I'm a resident home on leave or have been discharged from active service outside the country in the past 24 months?

You may take small game and fish without a license. Discharged residents must carry proof of residency and official discharge papers. Any required tags may be obtained at no fee.

You are eligible for a free deer license, valid for a deer of either sex, except in bucks-only areas. Eligibility is limited to 1 deer license per person. Discharged residents must provide a current Minnesota driver's license or public safety identification card and a copy of their official discharge papers.

What if I have a 100 percent service-related disability?

Residents may obtain a free small game license and 1 free firearms, muzzleloader or archery deer license from an ELS license agent (state stamps not required).

What if I'm a nonresident active National Guard?

A nonresident active member of Minnesota's National Guard may obtain a resident license to take fish or game. This does not apply to elk.

Buying a license

Buy early

Avoid delays by buying hunting and fishing licenses far ahead of deadlines.

Where to buy

DNR's Electronic Licensing System (ELS) issues licenses through 1,500 license agents in Minnesota, on the DNR website at mndnr.gov/buyalicense or by calling 888-665-4236.

Online purchase of tags

Licenses that come with a tag may be purchased online. However, tags must be received by the licensee through the mail prior to participating in the activity. Licenses with tags may not be purchased on a mobile device.

Lifetime license

Lifetime license application forms are available online or by calling the DNR Information Center at 888-MINNDNR. Lifetime sports or small game license holders who meet license requirements and who plan to trap are required to have a free trapping endorsement on their renewal. There is no fee for a lifetime license renewal.

Lifetime Hunting Resident Individual			
License	Code	Age	Cost
Lifetime Sports (1 Angling and 1 Small Game)	413	Age 3 and under	\$522
		Age 4 to age 15	\$710
		Age 16 to age 50	\$927
		Age 51 and over	\$603
Lifetime Small Game	412	Age 3 and under	\$223
		Age 4 to age 15	\$301
		Age 16 to age 50	\$430
		Age 51 and over	\$274
Lifetime Deer Hunting	414 Firearm, 410 Archery, 409 Muzzleloader	Age 3 and under	\$458
		Age 4 to age 15	\$607
		Age 16 to age 50	\$741
		Age 51 and over	\$528

ANYONE CAN REGISTER TO BE AN ORGAN, EYE & TISSUE DONOR



LifeSource

ORGAN, EYE AND TISSUE DONATION



www.DonateLifeMN.org

Have questions or input on deer-related topics? Our phone lines are open!

Area wildlife managers always welcome feedback from the public on deer management.

Visit mndnr.gov/areas/wildlife to find your local wildlife office contact information.

mn DEPARTMENT OF NATURAL RESOURCES

Resident Hunting

Cost does not include issuing fee.

Category	Code	Subcategory	Description	Cost
*NEW— APPRENTICE Validation	199	Born after 12/31/79, age 12 or over for hunters; Born after 12/31/89, age 13 or over for trappers.	Validation to allow an individual to trap or hunt small game, bear, and deer without having completed trapper education or hunter education firearms safety, must purchase required licenses. Limited to twice in a lifetime.	\$3.50
SPORTS	216	Individual Sports	Individual angling and small game license	\$41
	142	Individual Super Sports	Individual angling with trout validation, small game license with pheasant and state waterfowl stamp validations, 1 deer license	\$100
	217	Married Combination Sports	2 angling and 1 small game license	\$57
	143	Married Combination Super Sports	2 angling with trout stamp validations, 1 small game license with pheasant and state waterfowl stamp validations, 1 deer license	\$126
SMALL GAME and TRAPPING	NA	Youth under age 16 Annual	Small Game License	Not Required
	208	Youth age 16-17 Annual	Small Game License	\$5
	211	Adult age 18 or over and under age 65 Annual	Small Game License	\$22
	100	Senior age 65 and over Annual	Small Game License	\$13.50
	144	Adult age 18 and over Consecutive 72-hour	Small Game License (72-hour state waterfowl and pheasant stamp validations included)	\$19
	671 672	Furbearer site validation coupons	Fisher/Marten (671) or River Otter (672)	Free
	218	Junior Trapping Annual age 13 to 17	Age 13 to 17 trapping license, small game license also required for 16-17	\$5
	214	Adult Trapping Annual age 18 or over and under 65	Age 18 and over trapping license, small game license also required. Trappers education may also be required.	\$23
	101	Senior Trapping Annual age 65 or over	Age 65 and over trapping license, small game license also required	\$11.50
	STAMPS	229	Pheasant	Age 18 to 64 state pheasant validation
226		State Waterfowl	Age 18 to 64 state waterfowl validation, federal migratory bird hunting validation also needed	\$7.50

Continued on next page

Resident Hunting *continued*

Category	Code	Subcategory	Description	Cost
TURKEY	600	Adult Lottery Application	Turkey Lottery Application Fee when needed	\$4
	619	Youth under age 13	Turkey Spring archery or firearm (any permit area and time period)	Free
	641	Youth under age 13	Turkey Fall archery or firearm	Free
	601	Youth age 13 to 17	Turkey Spring archery or firearm (any permit area and time period)	\$5
	655	Youth age 13 to 17	Turkey Fall archery or firearm	\$5
	610	Adult age 18 or over	Turkey Spring firearm	\$26
	607	Adult age 18 or over	Turkey Spring archery (all time periods)	\$26
	650	Adult age 18 or over	Turkey Fall archery or firearm	\$26
WALK-IN ACCESS	190	Access Validation all ages	Walk-In Access Validation	\$3
	NA	Donation	Voluntary donation on small game and deer licenses	\$5 \$3 \$1
DEER	246	Youth age 10 to 12	Youth Archery	Free
	247	Youth age 10 to 12	Youth Firearms	Free
	248	Youth age 10 to 12	Youth Muzzleloader	Free
	210	Youth age 13 to 17	Deer by Firearms	\$5
	209	Youth age 13 to 17	Deer by Archery	\$5
	204	Youth age 13 to 17	Deer by Muzzleloader	\$5
	212	Adult age 18 and over	Deer by Firearms	\$34
	213	Adult age 18 and over	Deer by Archery	\$34
	203	Adult age 18 and over	Deer by Muzzleloader	\$34
	312	Zone Change	Deer Firearms Zone Change	\$5
	422	Early Season Antlerless	Deer Early Antlerless Season (no longer required, page 88)	\$8.50
	430	Bonus	Bonus Permit (of which \$1 goes to the venison donation program)	\$18
	201	Disease Management	Disease Management Antlerless Tag (600-series deer permit areas only)	\$1.50

Continued on next page

Resident Hunting *continued*

Category	Code	Subcategory	Description	Cost
ELK	625	Application	Elk Application	\$4
BEAR	662	Application	Bear Application	\$4
	659	Youth age 10 to 12	Bear License. Must obtain a free license to take big game.	Free
	674	Youth age 10 to 12	Surplus Bear License. Must obtain a free license to take big game.	Free
	676	Youth age 10 to 12	No Quota Bear License. Must obtain a free license to take big game.	Free
	643	Youth age 13 to 17	Bear License	\$5
	644	Youth age 13 to 17	Surplus Bear License	\$5
	642	Youth age 13 to 17	No Quota Bear License	\$5
	660	Adult age 18 and over	Bear License	\$44
	664	Adult age 18 and over	Surplus Bear License	\$44
	224	Adult age 18 and over	No Quota Bear License	\$44
697	Bear Bait Drum	Surcharge (\$5 per drum)	\$5	
PRAIRIE CHICKEN	616	Application	Prairie Chicken Application	\$4
	617	License	Prairie Chicken License	\$23
SANDHILL CRANE	250	Permit	Sandhill Crane Permit	\$3
GOOSE	521	Permit	Spring Light Goose Conservation Permit	\$2.50
WILD RICE	331	Season Permit	Wild Rice Season Harvest for age 18 and older	\$25
	332	1-day Permit	Wild Rice 1-day Harvest for age 18 and older	\$15

Nonresident Hunting

Cost does not include issuing fee.

Category	Code	Subcategory	Description	Cost
*NEW— APPRENTICE Validation (Nonresident)	199	Born after 12/31/79, age 12 or over for hunters; Born after 12/31/89, age 13 or over for trappers.	Validation to allow an individual to trap or hunt small game, bear, and deer without having completed trapper education or hunter education firearms safety, must purchase required licenses. Limited to 2 in a lifetime.	\$3.50
WALK-IN ACCESS (Nonresident)	190	Access Validation ALL ages	Walk-In Access Validation	\$3
SMALL GAME and TRAPPING (Nonresident)	146	Youth under age 16 Annual	Small Game License	Not Required
	206	Youth age 16 or over and under 18 Annual	Small Game License	\$5
	221	Adult age 18 or over Annual	Small Game License	\$102
	145	Adult age 18 or over Consecutive 72-hour	Small Game License (72-hour state waterfowl and pheasant stamps included)	\$75
	207	Trapping	Trapping (landowner only)	\$84
TURKEY (Nonresident)	600	Adult Lottery Application	Turkey Lottery Application Fee when needed	\$4
	594	Youth under age 13	Turkey Spring Archery or Firearm (any permit area and time period)	Free
	593	Youth under age 13	Turkey Fall Archery or Firearm (any permit area and time period)	Free
	602	Youth age 13 to 17	Turkey Spring Archery or Firearm (any permit area and time period)	\$5
	656	Youth age 13 to 17	Turkey Fall Archery or Firearm (any permit area and time period)	\$5
	611	Adult age 18 or over	Turkey Spring Archery or Firearm	\$96
	608	Adult age 18 or over	Turkey Spring Archery Only (non-lottery, all time periods)	\$96
	651	Adult age 18 or over	Turkey Fall (no lottery)	\$96
DEER (Nonresident)	247	Youth age 10 to 12	Must obtain a license to take big game	Free
	231	Youth age 13 to 17	Deer Firearms	\$5

Continued on next page

Nonresident Hunting *continued*

Category	Code	Subcategory	Description	Cost
DEER (Nonresident) <i>continued</i>	230	Youth age 13 to 17	Deer Archery	\$5
	236	Youth age 13 to 17	Deer Muzzleloader	\$5
	222	Adult age 18 or over	Deer Firearms	\$185
	223	Adult age 18 or over	Deer Archery	\$185
	237	Adult age 18 or over	Deer Muzzleloader	\$185
	322	Zone Change	Deer Firearms Zone Change	\$5
	423	Early Antlerless	Deer Early Antlerless Season (no longer required, page 88)	\$45
	431	Bonus	Bonus Permit (\$1 venison donation)	\$91
	202	Disease Management	Disease Management Antlerless Tag (600-series deer permit areas only)	\$1.50
BEAR (Nonresident)	662	Application	Bear Application	\$4
	659	Youth age 10 to 12	Bear License. Must obtain a free license to take big game.	Free
	674	Youth age 10 to 12	Surplus Bear License. Must obtain a free license to take big game.	Free
	676	Youth age 10 to 12	No Quota Bear License. Must obtain a free license to take big game.	Free
	646	Youth age 13 to 17	Bear License	\$5
	647	Youth age 13 to 17	Surplus Bear License	\$5
	645	Youth age 13 to 17	No Quota Bear License	\$5
	661	Adult age 18 or over	Bear License	\$230
	667	Adult age 18 or over	Surplus Bear License	\$230
225	Adult age 18 or over	No Quota Bear License	\$230	

Continued on next page

Nonresident Hunting *continued*

Category	Code	Subcategory	Description	Cost
RACCOON or BOBCAT (Nonresident)	228	License	Raccoon or Bobcat. Small game license also required.	\$183
SPECIAL GOOSE (Nonresident)	521	Permit	Spring Light Goose Conservation Permit	\$2.50
WILD RICE (Nonresident)	333	1-day Permit	Wild Rice 1-day Harvest for all ages.	\$30

Federal aid in wildlife restoration

Minnesota's rich outdoor heritage is enjoyed by all. When you purchase a rifle, ammunition, archery equipment, and other sporting gear, you pay a federal excise tax and import duties. Since 1937, this money has been collected by the federal government and redistributed to the states using a formula based on hunting license sales and the state's land area.

These funds support projects, habitat management, wildlife management areas, technical guidance, population management, wildlife inventory and surveys, wildlife land acquisition, and hunter education, recruitment and retention.



Stamps

Are stamps required to hunt ducks and pheasants?

Yes, for most hunters. Those who do not need pheasant or state waterfowl stamps include:

- Residents with a super sports license (state stamp validations included in the license).
- Residents and nonresidents hunting with a 72-hour license (state stamps not needed).
- Residents on military leave.
- Resident veterans with 100% service-connected disabilities who possess a veteran's disability hunting license.
- Residents and nonresidents hunting on commercial shooting preserves.
- Residents hunting pheasants on the land where they live.
- Residents and nonresidents hunting waterfowl on their own property.
- Stamps are not required for residents and nonresidents age 15 and under.

State pheasant stamp (validation requirements by age)

- 16-17 years old: resident-not required, nonresident-not required
- 18-64 years old: resident-required, nonresident-required
- 65 and over years old: resident-not required, nonresident-required

State waterfowl stamp (validation requirements by age)

- 16-17 years old: resident-not required, nonresident required
- 18-64 years old: resident-required, nonresident-required
- 65 and over years old: resident-not required, nonresident-required

Federal duck stamp (validation requirements by age)

- 16-17 years old: resident-required, nonresident-required
- 18-64 years old: resident-required, nonresident-required
- 65 and over years old: resident-required, nonresident-required

***NEW**—Federal Duck Stamps can be purchased at post offices or license agents. Electronically issued Federal Duck Stamps are available at all of Minnesota's 1,500 electronic license vendors, beginning July 1. Electronically issued federal duck stamps are now valid for the entire waterfowl season. Pictorial stamps will be mailed after the season.

Harvest Information Program (HIP) certification is required for resident and nonresident migratory bird or waterfowl hunters.



2024 Waterfowl Stamp art by Mark Kness of Albert Lea.



2024 Pheasant Stamp art by Mark Thone of Shakopee.

Frequently asked questions about hunting licenses

When do I need a hunting license?

- A person may not take, buy, sell, transport, or possess protected wild animals without a license, except as provided in this booklet.
- You are required to have your license in your possession while hunting or traveling to and from your hunting location.
- If you are ticketed for not having your license in possession, producing your license later will keep you from having to pay a fine.

I purchased the wrong deer license, can I change it?

Yes. A person who has purchased a regular or lifetime firearm deer license and wishes to change their season option (A or B) must submit their original license and tags before the season of the original license opens. There is a fee of \$5 (plus a \$1 issuing fee) for any change. Replacement licenses are available from any ELS license agent.

- Youth hunters may also change from a regular firearms deer license to a youth deer license, if they purchased the incorrect license.
- Archery licenses including lifetime licenses may be changed to firearm or muzzleloader licenses prior to the beginning of archery season. There is a fee of \$5 (plus a \$1 issuing fee).
- Regular firearm licenses including lifetime licenses may be changed to a muzzleloader or archery license prior to the beginning of the firearm season. There is a fee of \$5 (plus a \$1 issuing fee).

Do I need my social security number?

Yes. All persons must have their social security number on file with DNR.

How long is my license valid?

Hunting licenses are valid during legal seasons between March 1 and the last day of February.

Can I purchase a deer license after the start of a deer season?

Yes, but it may not be valid immediately. See page 63 for additional information.

Is my license valid if I hunt a lake that borders another state or province?

Persons acting under a Minnesota hunting or trapping license may only take wild animals on the Minnesota side of the border.

What if I lose my license?

You can go to any license agent and have them print a duplicate license. The fee is \$5.75 for a Big Game License and \$2.50 for all others.

Can I get a refund if I don't use my license?

Generally, license sales are final. A refund can only be issued if the licensee is unable to participate due to active military duty, canceled military leave or death prior to opening of the season.

You may also request a refund if:

- You bought 2 licenses for the same season.
- You bought a license that wasn't required to participate in the activity.

The request for a refund must be received within 90 days of the original license purchase.

Questions about firearm safety certificates

Do I need a firearms safety certificate?

- If you were born after December 31, 1979, you must have a firearms safety certificate to purchase a license to hunt with a firearm.
- See pages 35-38 for youth requirements and exceptions.
- If you are on active duty and completed basic training in the U.S. Armed Forces, Reserves, or National Guard you may purchase a license or obtain approval that authorizes hunting without possessing a firearms safety certificate. Once discharged, you must obtain a firearms safety certificate.
- A replacement for a lost or destroyed firearms safety certificate can be obtained at any ELS license agent for \$3.50.
- A permit to carry a weapon under the Minnesota Personal Protection Act does not meet requirements for firearms safety.
- Firearms safety certificates are required for archery hunters ages 12-15.

*NEW—How does apprentice validation for hunting and trapping work?

- The apprentice hunter/trapper validation is a short-term exclusion to the requirement for completing trapper education or hunter firearms safety training. The apprentice hunter/trapper validation can be purchased where hunting licenses are sold and may be purchased in two license years in a lifetime. The apprentice hunter must obtain all applicable licenses and stamps.
- People who use an apprentice hunter or trapper validation must be within sight and hearing distance of an adult who has a valid license to hunt or trap the same species of game. The accompanying adult may not use an apprentice hunter or trapper validation.
- When hunting turkey or prairie chicken, the accompanying adult must be licensed for the same season, but may be licensed for another time period. Otherwise, the accompanying adult may not shoot or possess a firearm or bow.

Have you moved, changed your name, or has your driver's license number changed?

If you have recently moved or changed your last name, please ask the license agent to update your record when you purchase your license. If your driver's license number has changed, please contact the DNR License Center at 877-348-0498 or 651-297-1230.

GENERAL HUNTING INFORMATION

The following are general hunting regulations. Regulations for specific game species follow.

Firearms, Bows and Crossbows

How do I legally transport my firearm?

A person may not transport a firearm, including a handgun, in or on a motor vehicle unless the firearm is:

- unloaded and fastened in a case so that no part of the firearm is exposed (a holster is not a legal case);
- unloaded and in the closed trunk of a motor vehicle; or
- a pistol or handgun authorized under the Minnesota Personal Protection Act.

Under the following circumstances, a person may transport unloaded, uncased firearms (excluding pistols) in a motor vehicle, including ATVs:

- while at a shooting range with permission.
- while lawfully hunting on private or public land or while traveling to or from a site the person intends to hunt or trap or has lawfully hunted that day.

Firearms must be transported unloaded and cased:

- within Anoka, Hennepin, or Ramsey counties.
- within the boundaries of a home rule, charter, or statutory city with a population of 2,500 or more.
- on school grounds.
- as otherwise restricted in laws related to game refuges, shining, thermal imaging or night vision laws.

What does unloaded mean?

Unloaded means a firearm without ammunition in the barrels or magazine, if the magazine is in the firearm. A flintlock ignition is unloaded if it does not have priming powder in a pan. Muzzleloaders with primer caps are considered unloaded if the primer is removed.

How do I legally transport my bow?

Archery bows and crossbows may be transported uncased in a motor vehicle but cannot be armed with a bolt or arrow.

Can I shoot from my vehicle?

No person may take a wild animal with a firearm or bow from a motor vehicle, except hunters with a disability permit. See pages 27 and 28.

Can I hunt with a handgun?

- Persons age 18 or older may carry a handgun to hunt or target shoot.
- Persons under age 18 who meet firearms safety requirements (see page 36) may carry handguns for hunting under the supervision of a parent or guardian.
- Unless authorized to carry a pistol or handgun under the Minnesota Personal Protection Act, a person may not possess a firearm while bow hunting for deer.
- A person may take bear and elk by archery while in possession of a firearm.

Continued on next page

- Persons authorized to carry a handgun or pistol under the Minnesota Personal Protection Act may carry it uncased and loaded while hunting and while traveling to or from hunting locations by motor vehicle.

Can I hunt with a crossbow?

- Any person with a valid archery license may take deer or turkey with a crossbow during the respective regular archery seasons.
- Persons hunting under a regular firearms license may take deer, bear or turkey with a crossbow during the respective firearms seasons. Any person may hunt during the fall wild turkey season with a crossbow.
- Persons with a disability who have a valid permit and archery license may also use a bow with a mechanical device that draws, releases, or holds the bow at full draw. See page 61.

If I'm not hunting deer, can I possess a firearm during the deer season?

No person may possess a firearm or ammunition outdoors 5 days before the November firearms deer opener and ending through the second day after the close of the season where deer may be taken by firearms, except:

- A person hunting big game with a valid firearms big game license in possession.
- Possession is also legal under these conditions:
 - › An unloaded firearm that is cased or in a closed trunk of a motor vehicle.
 - › A shotgun and shells containing No. 4 buckshot or smaller.
 - › A handgun or rifle with .22 caliber short, long, or long rifle, magnum or .17 caliber rimfire cartridges.
 - › Handguns by a person with a permit to carry a weapon under the Minnesota Personal Protection Act.
 - › On a target range or under a target range permit issued by a conservation officer.

This does not apply to the muzzleloader season. Muzzleloaders that are legal for deer may be possessed afield only by persons with a muzzleloader or firearms deer license during that season.

Protected and Unprotected Animals

Protected animals

Protected animals are all birds and mammals that may be taken as authorized during established hunting seasons.

Crows

- Crows may be taken without a license during the established hunting season or at any time when they are doing or are about to do damage.
- Electronic calls or sounds may be used for crow hunting.
- Crows may be taken with a legal firearm (shotgun not larger than 10 gauge, rifle, or handgun), bow and arrow, or by falconry.

Mammals

- All mammals for which hunting seasons are established in these regulations are protected mammals, but may be taken as authorized.
- There is no open season on caribou, antelope, lynx, wolverine, cougar, wolf, moose or spotted skunk ("civet cat").

Continued on next page

- A person may not export or import a live coyote into the state unless authorized by the Commissioner.

Nongame bird species

Most bird species, including bobwhite quail, swans, hawks, owls, eagles, herons, bitterns, cormorants, loons and grebes may not be taken. Only designated game birds during open hunting seasons and unprotected birds may be taken.

Taking protected species

All protected species must be killed before being removed from the site where taken.

Unprotected animals

- Unprotected birds include house sparrows, starlings, common pigeons, Eurasian collared dove, chukar partridge, quail, other than northern bobwhite, and monk parakeets. These birds may be taken at any time.
- Unprotected mammals include: coyotes, plains pocket gophers, porcupines, red/pine squirrels (*Tamiasciurus hudsonicus*), striped skunks, and woodchucks. Mammals for which there are no closed seasons or other protection are also unprotected. These animals may be taken at any time.
- Unprotected birds and mammals may be taken in any manner, except with the aid of artificial lights or by using a motor vehicle to drive, chase, run over, or kill the animal. Exceptions for coyote hunting are on pages 31 and 32.
- Poisons may be used only when the safety of humans and animals is ensured and in accordance with state and federal restrictions.

Do I need a license to hunt unprotected species?

No. Residents and nonresidents are not required to have a license to hunt unprotected species including coyote. Nonresidents may trap only on land they own in Minnesota with nonresident trapping and small game licenses.

What do “taking” and “possession” mean for hunters?

“Taking” means pursuing, shooting, killing, capturing, trapping, snaring, angling, spearing, or netting wild animals; or placing, setting, drawing, or using a net, trap, or other device to take wild animals. Taking also includes attempting to take wild animals or assisting another person in taking wild animals.

“Possession” means game animals are in a person’s possession whether on hand, in cold storage, in transport, or elsewhere.

Accessible Hunting Options

I have a disability. Can I get a permit to hunt from a vehicle?

Yes. A person with a disability who has the appropriate permit may take a wild animal with a firearm or by archery from a motor vehicle on public land or on private land where they have permission to hunt.

What does the permit allow?

Except in bucks-only areas, a person with a disability with a permit to shoot from a stationary motor vehicle may take a deer of either sex without an antlerless permit. Other members of the hunting party may not shoot antlerless deer for this person.

Continued on next page

How do I get a permit?

Permits to shoot from a stationary motor vehicle may be issued by DNR Enforcement to a person who has a permanent physical disability that is more substantial than discomfort from walking.

Who qualifies for a permit?

The permit recipient must: be unable to step from a vehicle without aid of a wheelchair, crutches, braces, or other mechanical support or prosthetic device; or be unable to walk any distance because of a permanent lung, heart, or other internal disease that requires the person to use supplemental oxygen to assist breathing.

Do I need to get my disability verified to get a permit?

Yes. The permanent disability must be verified in writing by a licensed physician, certified nurse practitioner or certified physician's assistant acting under the direction of a licensed physician or chiropractor. The applicant must possess a valid disability parking certificate or license plates issued by the Department of Public Safety.

How do I apply?

Permit applications are available online at mndnr.gov/licenses/special or from any DNR regional office. See contact information on page 127.

Are there other permits or exceptions for hunters with disabilities?

Yes. More information is available as noted:

- Other Power-Driven Mobility Devices—permit allows hunters with mobility disabilities to operate a motorized device on DNR-owned lands. For more information, call the DNR Information Center at 888-MINNDNR (646-6367).
- Crossbows, pages 27 and 61.
- Special seasons, page 66.
- Blinds at some major wildlife management areas (WMAs), page 110.
- Deer stands at Agassiz, Rydell, Minnesota Valley, and Big Stone National Wildlife Refuge.

People with permanent physical disabilities may obtain a firearms hunting license with a provisional firearms safety certificate. While hunting, they must be accompanied and assisted by a parent, guardian or other adult.

All-terrain Vehicles for Hunting

What is considered an all-terrain vehicle?

For the purposes of these regulations, all vehicles not requiring Minnesota Department of Public Safety licensing, including motorized trail bikes, 3-wheelers, 4-wheelers, 6-wheelers, tracked vehicles, and other similarly manufactured or home-made vehicles.

A person may not intentionally operate:

- in most wildlife management areas, a state park, or a scientific and natural area, except as authorized in this booklet;
- in unfrozen public waters (lakes, rivers, streams and certain wetlands), or in calcareous fens;
- on a trail on public land that is designated or signed for non-motorized use only;

Continued on next page

- on areas within public lands that are posted or where gates or other clearly visible structures are placed to prevent unauthorized motorized vehicle access; or to shoot at a wild animal from an all-terrain vehicle.

Are there special restrictions during deer season?

To reduce disturbance during the prime deer hunting times, operation of all-terrain vehicles and snowmobiles is restricted during any firearms or muzzleloader deer season:

Licensed deer hunters

Licensed deer hunters must not operate an all-terrain vehicle or snowmobile on public or private property in an area where their license is valid except:

- Before legal shooting hours (½ hour before sunrise).
- From 11 a.m. until 2 p.m.
- After legal shooting hours (½ hour after sunset).
- On property they own.
- On private property with the landowner's permission.
- Under a permit issued by a conservation officer in an emergency or other unusual situation.
- Details about exceptions in the northwest are on page 109.

Motor vehicles licensed for and being operated on public highways, or farm tractors being used for agricultural purposes, are exempt from this restriction.

Recreational riders

During the Statewide (A) Firearms Deer Season, trails and routes on state forest lands are closed to all recreational riding (all-terrain vehicles and snowmobiles) where deer may be taken by rifle (see the 2024 Deer Season Area Map).

Forest roads remain open to all-terrain vehicle use.

Operation in parks, refuges, and other managed areas

All-terrain vehicles and snowmobiles are not allowed in state parks, national wildlife refuges (see page 124), scientific and natural areas, or most wildlife management areas (see pages 105 and 118). All-terrain vehicle use is regulated in state and national forests. (See rules on using public lands, pages 117 and 123.)

Additional regulations on motor vehicle operation can be found on the following pages:

- Wildlife management areas, pages 105-111.
- State forests, pages 117-118.
- Federal lands, pages 123-125.

Dogs

When can I train my dog on public land?

Dogs may not be trained on DNR administered lands from April 16 to July 14.

Regulations for dogs on wildlife management areas can be found on page 106. At other times a person training a dog afield and carrying a firearm may only have blank cartridges and shells in possession when the season is not open for any game bird, except by permit.

Continued on next page

Dogs pursuing big game

No persons may allow their dog to chase or kill big game.

Between January 1 and July 14, a dog that is observed wounding, killing, or pursuing in a way that endangers big game may be killed by any person. A peace officer or conservation officer may kill a dog that endangers big game at any time of the year. The officer or person is not liable for damages for killing the dog.

Be aware of other hunters

Other hunting seasons are open before, during, and after the deer season. Many hunters use dogs to hunt upland game, waterfowl, rabbits, raccoons, foxes, and coyotes. Dogs may not be shot if seen pursuing big game during the fall hunting seasons, except by a conservation or peace officer.

Dogs running game during closed seasons

- Rabbits, hares and foxes may be run by use of dogs during the closed season without being taken, except from April 16 - July 14.
- Raccoons may be run by the use of dogs during the closed season, without being taken, and without a license.

Dogs retrieving wounded deer and bear

A person may use a dog to locate and retrieve a wounded deer or bear as follows:

- The person attempting to locate the animal must have in possession a valid license to take the deer or bear.
- Dog handlers who do not have a valid hunting license must be accompanied by a licensed hunter with the license in possession.
- The licensed hunter and dog handler must be on foot and must wear blaze orange/pink.
- Any light used must be an artificial light carried in the hand or attached to the person.
- The dog must be on a leash no longer than 30 feet. The hunter or dog handler must physically control the leash at all times.
- The dog owner's name and telephone number must be on the dog while it is used to locate a wounded deer or bear.
- Hunters may not possess firearms or archery equipment when tracking deer outside legal shooting hours.

Preventing and handling accidental trap catches

Knowledge of traps can help dog owners feel more comfortable when their dogs are in the field. The Idaho Department of Fish and Game has developed excellent information to help dog owners identify traps placed in a natural setting and release dogs that are accidentally caught in traps. Dog owners can find this information online at: <http://fishandgame.idaho.gov/public/hunt/?getPage=141>

In addition, the Minnesota DNR has kits and information that will be available for groups who want to handle traps and learn more about how to release dogs from traps. Information on contacting the DNR can be found on page 127.

Using Lights, Night Vision, Drones, or Wireless Devices

Can I legally use lights to look at deer?

A person may not cast artificial light (for example onto a highway or into a field, or forest, etc.) to locate or take a wild animal while possessing either individually or as one of a group, a firearm, bow or other implement that could be used to take big game, small game or unprotected species.

Shining lights generally

Shining is allowed for 2 hours after sunset without a firearm, bow or other implement to take wild animals. From 2 hours after sunset until sunrise, no person may cast artificial light on a highway or into a field or forest to locate a wild animal.

A person may not cast artificial light on land that is marked with signs prohibiting the shining of lights. The signs must:

- display letters that are at least 2 inches in height and state “no shining” or similar terms.
- be placed at intervals of 500 feet or less along the boundary of an area.

A person may not cast an artificial light onto fenced agricultural land or a residential property or building sites from a motor vehicle.

Exceptions:

- Without a firearm or a bow, a person who is on foot may use a handheld artificial light to retrieve wounded or dead big game animals.
- A person taking raccoons or tending traps in accordance with all other regulations in this booklet. See pages 45 and 53

It is not a violation of this law to use laser range finders or shine lights without a firearm while doing any activity not related to spotting, locating or taking a wild animal. It is also not a violation to use an electronic range finder from ½ hour before sunrise until ½ hour after sunset while lawfully hunting wild animals.

Lights for hunting fox and coyote (January 1- March 15)

A person hunting for coyote or fox from January 1- March 15 may use an artificial light (either carried in the hand or attached to the person) under all of the following conditions:

- While on foot and not within a public right of way
- Using a shotgun
- Using a calling device
- Not within 200 feet of a vehicle

Night vision equipment

Except when taking fox or coyote at night, a person may not possess any kind of night vision or thermal imaging equipment while taking wild animals or while possessing a firearm, bow, or other implement that could be used to take wild animals.

- A person legally taking coyote or fox may use night vision or thermal imaging equipment, including infrared illuminators to enhance night vision equipment. This exception does not apply when hunting other species or during the regular firearms deer season. There are additional firearms restrictions during the deer season, see page 26.

Continued on next page

- A person may use night vision or thermal imaging equipment, including infrared illuminators to enhance night vision equipment if firearms are unloaded, cased, and in the closed trunk of a motor vehicle; or a bow is cased or unstrung, and in the closed trunk of a motor vehicle. If the vehicle does not have a trunk, the firearm or bow must be placed in the rearmost location of the vehicle.

Can I use a drone when hunting?

Drones cannot be used to take big game or small game, including recovery of wounded game. It is also illegal to harass hunters, trappers or anglers with a drone. No person may use aircraft over a WMA in a manner that chases, herds, scares, or otherwise disturbs wildlife, except in emergencies or by authorization of the wildlife manager. Drones may not be flown over wildlife management areas.

Can I use wireless devices to take game?

- No. Using walkie talkies, cell phones, remote control or other radio equipment, including drones, to take big game or small game is unlawful.
- A person may use radio equipment without a permit to take unprotected wild animals.
- Dog training collars are allowed.
- Motorized decoys controlled by remote may be used for taking migratory waterfowl or mourning doves where allowed.
- A remote controlled animal noise caller can be used for crows, furbearing animals and unprotected animals.
- Unattended electronic devices may not be used for taking wild animals.

Storage, Possession and Sale of Wild Animals

Can someone store my game or pelts for me?

Yes, but the package must be plainly marked, in ink, with your name and address, your license number, and the number and species in the package.

What parts of animals may legally be bought or sold?

***NEW**— A person may possess, transport, buy, or sell these parts of lawfully taken game animals except for migratory game birds, which cannot be bought or sold: adipose (fatty) tissue, bones (including skulls), hooves, antlers, sinews, teeth, hides, claws. In addition, the flesh of lawfully taken beaver, muskrat, raccoon, rabbits, and hares may be bought, sold, and transported at any time. Skulls of game animals, including deer skulls with antlers attached may not be possessed without a permit unless they were lawfully taken.

A person may not sell bear meat or organs, including bear gall bladders, and may not sell bear paws unless attached to the hide.

Who can legally buy and sell pelts?

A hunter or trapper may sell the pelts of lawfully taken furbearers only to a licensed fur buyer. A person may not buy raw furs without a fur buyer's license, except a fur manufacturer or licensed taxidermist may buy raw furs from a licensed fur buyer.

Game for consumption at fund raising events

Nonprofit organizations may charge a fee for admission to fundraising events when lawfully taken and possessed big game and small game (excluding migratory game birds that cannot be sold under federal law), is donated to the organization and is served for consumption on the premises where the fundraising event is held. Records of donations must be kept for 2 years.

Continued on next page

Wanton waste

A person may not wantonly waste or destroy a usable part of a protected wild animal.

Can I give game I harvest as a gift?

Yes, but a receipt containing: name and address of the owner; name and address of the recipient, date of transfer, description of the gift (for example: "Three, 1-pound venison steaks") and the license number must remain with the gift.

I found a car-killed animal. Can I keep it?

Yes, but you must have a permit to possess protected wild animals, including deer, that have been killed by a vehicle. Permits are available from conservation officers and many local law enforcement agencies. See page 127 for contact information.

Hunting Outside Seasons, Controlled Substances, and Accidents

Is anyone allowed to hunt outside of state established deer seasons?

Indian bands may be hunting big game by firearms before and after state firearms seasons.

Members of the Fond du Lac band may hunt big game from late September through December in the 1854 ceded territory (Cook, Lake, eastern and southern St. Louis, most of Carlton, and extreme northern Pine counties).

Members of bands signatory to the 1837 Treaty (east-central Minnesota from Pine and Chisago counties west to the Mississippi River) may hunt deer after Labor Day through December.

Hunting while under the influence

You may not hunt or be afield with a loaded or uncased firearm or an uncased bow while under the influence of a controlled substance or with a blood-alcohol level of .08 or higher.

Hunter/trapper harassment prohibited

A person may not prevent or disrupt another person from taking or preparing to take a wild animal. A person may not disturb wild animals with the intent to prevent or disrupt another person from hunting.

What should I do if there's an accidental shooting?

A person who shoots and injures another person with a firearm, or believes that another person might be injured, and any witnesses to a shooting, must immediately investigate the extent of the person's injuries and give reasonable assistance, including calling law enforcement or medical personnel to the scene.

Enforcement

A person must allow inspection in the field of firearms, licenses, wild animals, motor vehicles, boats, or other conveyances used while taking or transporting wild animals.

Wild animals that are unlawfully taken, bought, sold or possessed may be seized and confiscated. The person may be liable for wildlife restitution in addition to criminal fines. Personal property such as firearms, traps and archery equipment that were unlawfully used may be seized and confiscated.

Blaze Clothing and Ground Blind Requirements

Blaze clothing has helped make hunting one of the safest sporting activities.

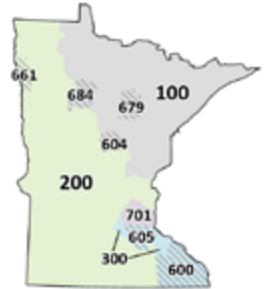
- All hunters and trappers in the field during the open firearms/muzzleloader deer seasons must display blaze orange or pink on the visible portion of the person's cap (if worn) and outer clothing above the waist, excluding sleeves and gloves.
- When no firearms/muzzleloader deer season is open, a person may not take small game unless the visible portion of at least 1 article of clothing above the waist is blaze orange or pink. See exceptions noted below.
- Blaze orange or pink camouflage patterns are allowed and must be at least 50 percent blaze orange or pink within each square foot.
- ***NEW**—A person who is hunting deer in a fabric or synthetic ground blind on public land must have a blaze orange safety covering on top of the blind that is visible from all directions or a patch made of blaze orange material that is at least 144 square inches (12x12 inches) on each side of the blind. This regulation applies to people who are hunting deer using archery, a firearm, or a muzzleloader on public land.

Exceptions: blaze clothing is not required during a firearms/muzzleloader deer season when:

- Hunting an area open only to archery hunting (no firearms hunting allowed)
- Hunting migratory waterfowl while on the water or in a stationary location
- Trapping while on the water

Exceptions: blaze clothing is not required when no firearms/muzzleloader deer season is open if:

- Taking small game while archery deer hunting in a stationary location
- Hunting turkey
- Hunting migratory birds
- Hunting raccoons and predators (coyote, fox, bobcat)
- Trapping furbearers
- Hunting small game by falconry
- Hunting bear



Deer Seasons

Archery	Sept. 14 - Dec. 31
Firearm Option Statewide (A) 100 Series and 604, 679 and 684	Nov. 9 - 24
Firearm Option Statewide (A) 200 Series and 661	Nov. 9 - 17
Firearm Option Statewide (A) 300 Series and all 600 series except 604, 679 and 684	Nov. 9 - 17
Firearm Option Late Southeast (B) 300 Series and all 600 series except 604, 661, 679 and 684	Nov. 23 - Dec. 1
Metro Deer Management Zone (701) Statewide (A), Late Season (B) firearms license or muzzleloader licenses are valid	Nov. 9 - Dec. 1
Muzzleloader	Nov. 30 - Dec. 15
Youth Season open statewide (see page 37)	Oct. 17 - 20
Early Antlerless Season (see page 88)	Oct. 17 - 20
Late CWD season (605, 642, 643, 645, 646, 647, 648 and 649)	Dec. 20 - 22

YOUTH HUNTING (RESIDENTS AND NONRESIDENTS)

Youth Hunting Licenses

Free or reduced price individual youth licenses are available for residents and nonresidents under age 18 for firearms deer, archery deer, muzzleloader deer, and small game. See pages 16-21. There is an issuing fee associated with licenses, including some free licenses.

Youth deer license privileges and restrictions

Privileges

- Residents and nonresidents under 18 may take a deer of either sex in antlerless deer lottery permit areas without having to apply for or obtain an antlerless permit.
- The youth firearms license is valid during the Youth Deer Season and the Statewide (A) and Late Southeast (B) seasons but not the Muzzleloader Season.

Restrictions

- A youth license tag may not be used on a deer taken by another hunter. Deer taken by youth may be tagged by an adult party member.
- Youth may not take antlerless deer in bucks-only deer areas.

Youth Firearms Safety Training Requirements

Demand for firearms safety training classes is high, and many classes fill very rapidly or have waiting lists. Youth may attend a class at age 11. Information on classes can be found online at mndnr.gov.

Firearms safety training certificate requirements by age:

- 11 years old and younger: not required
- 12 years old: required for big game and turkey; not required for small game
- 13-17 years old: required
- Firearms safety certificates are required for archery hunters ages 12 to 15.
- Apprentice hunter/trapper validation available in lieu of firearm safety/trapper education certificate (see page 24).

Youth License Requirements

Big game

Age 9 and younger:

- May not hunt

Ages 10 and 11:

- Must possess free license
- Must be within immediate reach of parent or guardian
- Parents or guardians must be licensed if assisting the youth hunter

Continued on next page

Youth Firearms License Requirements *continued*

Age 12:

- Must possess free license
- Must be accompanied by parent or guardian
- Parents or guardians must be licensed if assisting the youth hunter

Age 13:

- Must possess reduced price youth license
- Must be accompanied by parent or guardian
- Parents or guardians must be licensed if assisting the youth hunter

Ages 14-17:

- May hunt on own
- Must possess a reduced price youth license

Small game

Ages 13 and under:

- May hunt without a license
- Must be accompanied by parent or guardian
- Parent or guardian must be licensed if assisting the youth hunter

Ages 14 and 15:

- May hunt on own without a license

Ages 16 and 17:

- Must possess reduced price youth small game license. Stamps may be required for some hunting seasons.

Wild turkey

Ages 11 and under:

- Must possess a reduced price youth license
- Must be accompanied by parent or guardian
- Parent or guardian need not be licensed if they do not possess or shoot a firearm or bow
- Parent or guardian must have a firearm safety certificate if the youth hunter does not have one

Ages 12-13:

- Must possess a reduced price youth license and be accompanied by parent or guardian
- Parent or guardian need not be licensed if assisting the youth hunter

Ages 14-17:

- Must possess a reduced price youth license; may hunt on own
- Parent or guardian need not be licensed if assisting the youth hunter

Trapping

Ages 4 and under:

- Fisher/marten, bobcat or otter must be included in the accompanying parent or guardian's limit

Continued on next page

Youth trapping requirements *continued*

Ages 12 and under:

- May trap without a license

Ages 13-15:

- Must have reduced price youth license
- *NEW—Must complete trapper education (page 51) or possess an apprentice trapper validation (page 24).

Ages 16 and 17:

- Must have reduced price youth license
- *NEW—Must complete trapper education (page 51) or possess an apprentice trapper validation (page 24).
- Must have reduced price youth small game license

Youth Deer Season

The youth firearms deer season will be held statewide October 17-20. Participant numbers are not limited and there is no special permit. Resident and nonresident youth are eligible.

Participation

- Youth ages 10 to 17 may participate. Youth ages 10 to 13 must be accompanied by an adult parent/guardian/mentor 18 or older. The adult does not need to be licensed.
- The accompanying adult cannot hunt in most areas and party hunting is not allowed (youth must tag their own deer). Adults may hunt in areas where the early antlerless season is open with the correct license. More about the early antlerless season is on page 88.
- Participation does not affect eligibility for the regular deer season; however, deer harvested during the youth season count toward the youth's annual statewide bag limit.

Requirements

- Participating youth must possess a valid firearm deer license (same as required for November deer season). Youth age 10, 11 and 12 must possess a free license. Youth age 12 and older must also have a firearms safety certificate or apprentice hunter validation.
- Crossbows may be used by youth who possess a youth firearms license during the youth deer season.
- An early antlerless deer license is not required for youth to participate in the youth deer season.
- Blaze orange/pink requirements apply to all hunters, trappers and adult mentors during this season.

Bag limit/bonus permits

- The bag limit is 1 deer of either sex, except antlerless deer may not be taken in bucks-only areas. Higher bag limits apply in areas where the early antlerless season is open; details are on page 88.
- Legal bucks must be tagged with the youth's firearm license. Bonus permits are not valid for legal bucks. Party hunting is not allowed.

Continued on next page

- Youth must use their youth firearm license tag if they take an antlerless deer in a permit area designated lottery or either-sex. Bonus permits are not valid in these areas.
- Within 600-series areas, youth may use a disease management permit in place of a bonus permit to tag antlerless deer under a youth firearms license. Disease management permits are not valid in DPAs 679 and 684.
- Outside 600-series deer permit areas, disease management permits are not valid.
- Early antlerless permits are only valid in areas designated open during the concurrent early antlerless season.
- The Whitewater State Game Refuge in Winona County is open to youth participating in the youth deer season. The game refuge and surrounding deer permit area (644) are not open for the early-antlerless season.
- Itasca State Park (Deer Permit Area 287) is closed to hunting during the youth deer season.

DPA designation	What type of deer can youth harvest during youth season?	Can youth use a bonus permit to tag an antlerless deer?
Bucks-only	1 legal buck	No
Antlerless permit lottery	1 either-sex deer	No
Either-sex	1 either-sex deer	No
2-deer limit	1 either-sex deer	Yes
3-deer limit	1 either-sex deer	Yes
5-deer limit	1 either-sex deer	Yes

Youth Small Game Hunts

Wild Turkey

Mentored youth and adult turkey hunts are tentatively scheduled for April 2025. Visit mndnr.gov/gohunting for information.

Take-a-Kid Hunting Weekend (September 21 - 22)

Adult residents accompanied by a youth under age 16 may hunt small game without a license, according to regulations.

Learn to Hunt Upland Birds

Partnering with Pheasants Forever, the DNR is offering “Learn To” upland bird hunts to introduce youth, adults and families to upland bird hunting. Applications will be available through early September online at mndnr.gov/gohunting under the opportunities heading.

Sand Prairie WMA (Sherburne County)

Open during the spring turkey season for youths up to age 18. Regular spring turkey regulations apply.

Learn to Hunt Waterfowl (September)

Working with Ducks Unlimited, this hands-on experience is for 12 to 15 year olds with limited hunting opportunities.

Special youth firearms deer or archery deer hunts

Applicants for youth firearms special deer hunts (on page 40) must be 12-15 years old at the time of the hunt. Applicants for the youth archery hunt must be 12-17 years old at the time of the hunt. Archery and firearms participants must have a firearms safety certificate or apprentice hunter validation and must obtain a license for taking deer by firearms (or archery for youth archery hunts), valid for any zone or season option, by the beginning date of the respective hunt. Blaze orange/pink requirements are in effect in areas open during firearms youth deer hunts. The rifle-shotgun boundary is in effect (see the 2024 Deer Season Area Map).

All participating youth must attend orientation as required by the hunt administrator prior to the hunt (details will be included in notices to successful applicants). An adult mentor, who may not hunt, must accompany participants during the orientation and the hunt. Each hunter must apply at an electronic license sales agent or the DNR License Center. Group applications and party hunting are not allowed. A drawing will be held if applications exceed available permits for each hunt. Unsuccessful applicants will receive preference for future youth hunt lotteries of the same type. Applicants may only apply for 1 youth archery hunt and 1 youth firearms hunt. Participation in a youth hunt does not affect one's eligibility to participate in the regular deer seasons, but harvested deer count toward a youth's annual statewide bag limit. The application deadline is August 16.

Non-toxic ammunition requirements

Hunters may only possess and use non-toxic ammunition when participating in a special hunt or disease management hunt in a Minnesota State Park or Scientific and Natural Area or in a regular hunt in a Scientific and Natural Area where hunting is allowed, (page 118). Bullets, slugs, muzzleloader ammunition and other single projectiles must be made entirely of non-toxic material approved by the U.S. Fish and Wildlife Service. Non-toxic ammunition also includes steel shot that is copper-plated, nickel-plated, or zinc-plated or other projectiles made entirely of non-toxic material approved by the U.S. Fish and Wildlife Service. Any projectile containing lead is prohibited, including lead ammunition plated with non-toxic material. Find more information on page 93.

Non-toxic ammunition requirements do not apply to youth special hunts in the shotgun-use area if hunters remove all parts of harvested deer, including the entrails.

Firearms Special Youth Deer Hunt Schedule

Bonus permits may be used to tag antlerless deer at all hunts. Application deadline is August 16. Rules found on page 39.

CWD sample submission is mandatory in all CWD zones during the opening weekend of the firearms A season (November 9 - 10). This applies to deer taken in special hunts. Details are on page 74.

Area name	Hunt No.	No. participants	Dates	Bag limit	Hunt type	Orientation
Afton State Park	951	30	Nov. 9-10	2	Either-sex	Nov. 2
Banning State Park	965	6	Nov. 2-3	2	Either-sex	Mandatory orientation
Blue Mounds State Park	966	10	Nov. 23-24	2	Earn-a-buck	Nov. 22
Buffalo River State Park	959	12	Oct. 26 - 27	2	Earn-a-buck	Oct. 25
Camden State Park	967	12	Oct. 26 - 27	2	Earn-a-buck	Oct. 25
City of Baxter						Details on page 92
Kilen Woods State Park	963	6	Oct. 26 - 27	2	Earn-a-buck	Oct. 25
Lake Bemidji State Park	954	20	Oct. 18 - 20	2	Either-sex	Oct. 17
Lake Bronson State Park	969	10	Oct. 12 - 13	1	Either-sex	Oct. 11
Lake Shetek State Park	968	15	Nov. 2 - 3	2	Antlerless only	Nov. 1
Minneopa State Park						hunt canceled
Savanna Portage State Park	958	25	Oct. 26 - 27	2	Either-sex	No in person
Sibley State Park	952	10	Oct. 26 - 27	1	Either-sex	No in person
St. Croix State Park	956	90	Nov. 2 - 3	1	Either-sex	Mandatory orientation
Zippel Bay State Park	953	20	Oct. 18 - 20	2	Either-sex	No in person

Archery Special Youth Deer Hunt Schedule

Area name	Hunt No.	No. participants	Dates	Bag limit	Hunt type	Orientation
Camp Ripley Military Reservation	950	100	Oct. 12-13	2	Either-sex	Mandatory orientation, Jan Ekert; 320-339-9927; jancrs@gmail.com , Apply by Aug. 16.

Youth archery opportunity

Sand Prairie WMA (Sherburne County) is open during the regular archery deer season for youth ages 10 through 17. Regular archery deer rules apply.

Lead in venison

Hunters are encouraged to consider non-lead big game ammunition featuring expanding copper, brass, and gilding metal bullets. Dozens of such bullets have been perfected in recent years. They expand reliably and instantly, retain nearly all their weight, and penetrate better than most lead-core bullets. They are available as muzzleloader bullets and shotshell slugs, too.

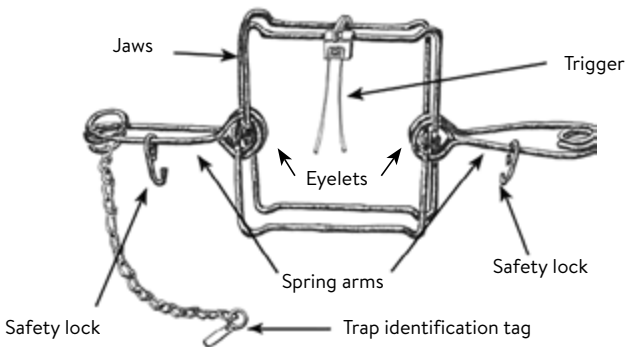
Hunters who try non-lead bullets usually find they perform as well as or better than lead-core bullets because there are no jackets to separate from the core and no soft lead to erode or break apart, hindering penetration. Prices for monolithic, non-lead bullets are comparable to those of premium lead-core ammo.

Lead is a toxic metal harmful to anyone who ingests it, but especially to children and pregnant women. It can also cause cognitive issues for older adults. Lead core bullets can fragment into dozens of pieces and penetrate as far as 18 inches from the wound channel. In several studies, up to 30% of X-rayed, commercially butchered venison burger contained lead fragments.

Non-lead bullets and slugs also eliminate secondary poisoning of bald eagles and other raptors that ingest lead fragments when feeding on gut piles. For more details, visit mndnr.gov/lead.

How to release a dog from a body-grip trap

A body-grip trap and its parts



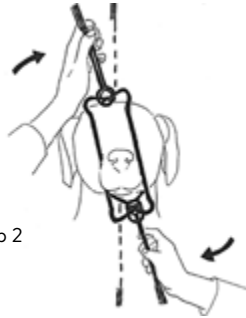
If a dog is caught in a body-grip trap you have a brief time to safely release the animal. It is important to act as quickly as possible. We encourage dog owners to learn more about body-gripping traps and practice the techniques described here.

Continued on next page

Step 1: Immediately squeeze both springs and turn the trap so the jaws are not placing pressure on the dog's windpipe.



Step 1



Step 2

Step 2: Compress one spring using 2 hands or a setting device until you're able to fasten the safety lock over the opposite side of each spring.

Step 3: Secure the safety lock, which keeps the spring compressed. Again, use both hands on each spring if necessary. This relieves the pressure from one side of the trap.



Step 3

Step 4: Repeat the process for the other spring.

If you cannot squeeze the springs of the trap easily, there are several devices to help increase your leverage. You can use a leash, rope or zip ties to compress the springs.

Zip tie: Run it through the eyelets and lock the zip-tie.

Pull the free end until the spring contracts, using one hand to help compress the spring if necessary.

Rope or leash: Loop it 2 times through the eyelets, leaving enough on both ends. Secure one end by either stepping on it or placing your foot through the loop and pull the other end.

Strong nylon zip tie release kits with detailed instructions are available upon request from the Minnesota Trappers Association at mntrappers.org. If you purchase your own zip ties, they should have a rated strength of 175 pounds or more.

DNR staff will demonstrate traps and release techniques to any interested group. Contact a DNR regional headquarters office (see page 127). Similar demonstrations are provided by the Minnesota Trappers Association mntrappers.org.

See a video demonstration of release techniques and learn how to avoid traps at <https://idfg.idaho.gov/hunt/trap>.

SMALL GAME

Small game season dates, bag limits and shooting hours are on pages 47 and 50. A license year runs from March 1 through the end of February.

Small Game Licenses

All residents and nonresidents, 16 and older, must have a valid small game license in possession to take small game. Residents may hunt small game without a license on land they occupy as their principal residence. There are also exemptions for military personnel. See page 14.

Stamps are required to take ducks, geese and pheasants. See page 22.

A nonresident must have a nonresident furbearer raccoon/bobcat license and a nonresident small game license to take raccoon and bobcat. A nonresident furbearer raccoon/bobcat license is not required to take fox and coyote. However, a small game license is still required to take fox and other small game. A small game license is not needed to take coyotes with a firearm.

Small Game Hunting

General restrictions

Blaze orange/pink is required for most small game hunting. See page 34 for exceptions to the requirement.

Party hunting for small game

A “party” is defined as a group of 2 or more persons maintaining unaided visual and vocal contact with each other while taking non-migratory small game. “Party hunting” means that members of a party may take animals for other members’ limits. A party may lawfully take small game in accordance with the following regulations:

- A member of the party may take more than an individual limit, but the total number of small game taken and possessed by the party may not exceed the combined limits of members of the party.
- Each party member may transport only an individual limit of small game.
- Party hunting is not allowed for migratory game birds (doves, ducks, geese, mergansers, coots, woodcock, rail, sandhill cranes, snipe, and gallinules).

Use of lead shot

No person may take ducks, geese, mergansers, coots, sandhill cranes or gallinules with lead shot or while having lead shot in possession.

Lead shot may be used statewide for hunting other small game in accordance with firearms restrictions in this booklet, except in federal Wildlife Refuges and Waterfowl Production Areas. Nontoxic ammunition requirements for hunts on state parks and scientific and natural areas is on page 93.

Continued on next page

Game birds

Taking game birds

A person may not take protected game birds with a trap or snare, using bird lime, with a swivel or set gun, by dragging a rope, wire, or other device across a field or by using fire. Ruffed grouse and spruce grouse may be taken with any legal firearm.

Transportation of game birds

Game birds must be transported with a fully-feathered wing attached except:

- Turkey, pheasant, and Hungarian partridge may have 1 leg or a fully-feathered wing attached.
- Doves may be transported fully dressed.

Prairie chickens

Prairie chicken licenses are allocated by lottery only to Minnesota residents. No small game license is required. Applications are due Friday, August 16. Application information and complete regulations are online at mndnr.gov/hunting/prairiechicken. Persons who do not have a prairie chicken license may not assist a licensed prairie chicken hunter, including handling dogs. A hunter who is awarded a prairie chicken license in the lottery is required to purchase the license prior to hunting.

Hungarian partridge and pheasant

A person may not shoot pheasants or Hungarian partridge with a rifle or handgun other than a .22 caliber rimfire using short, long, or long rifle ammunition. Shotguns used for upland birds may hold more than 3 shells. Season dates and shooting hours are on page 47.

Wild turkey

Spring and fall turkey hunting regulations with detailed maps are available online at mndnr.gov/hunting/turkey

Wild Turkey Season Dates

Fall season dates (2024)	September 28 - October 27
Spring firearms season dates (2025)	A = April 16 - 22; B = April 23 - 29; C = April 30 - May 6; D = May 7 - 13; E = May 14 - 20; F = May 21 - 31

Woodcock, rails, snipe, sandhill cranes and doves

- State or federal migratory waterfowl stamps are not required to hunt woodcock, rails, snipe, sandhill cranes, or mourning doves.
- Sandhill crane hunting is limited to a northwest zone. See waterfowl regulations for details.
- Except for sandhill cranes, compliance with the migratory bird harvest information program (HIP) is required for licensed hunters.
- Shotguns must not be capable of holding more than 3 shells.
- Shooting hours for rails, snipe and sandhill cranes are ½-hour before sunrise to sunset for the entire season.
- Motorized decoys may be used to take doves. Remote controls may be used.
- More details about dove hunting are online at mndnr.gov/hunting/mourningdove

Ducks and geese

Consult the Waterfowl Hunting Regulations Supplement.

Continued on next page

Hunting furbearers

- A person may not disturb the burrow or den of any wild animal between November 1 and April 1, without a permit.
- A person may not take pine marten, fisher, mink, muskrat, beaver, or otter by firearms or archery hunting. However, a firearm may be used to dispatch an animal already taken in a trap.
- Rabbits, hares, and squirrels may be taken by hunting or trapping.

Raccoons

A person may take raccoons between ½ hour after sunset and ½ hour before sunrise only in accordance with the following regulations:

- Hunters must be on foot.
- Artificial lights may be used to locate, attempt to locate, or shoot a raccoon only if the raccoon has been treed or put at bay by dogs.
- Rifles and handguns used must be .17 or .22 caliber rimfire (including .22 magnum).
- Shotgun shells must be loaded with No. 4 shot or smaller (sizes 4, 5, 6, 7½, etc.).
- A person may not take a raccoon in a den or hollow tree, or by cutting down a tree occupied by a raccoon.

Fox and coyote night hunting

A person may use a light to hunt for coyote or fox from January 1 to March 15.

See page 31 for details.

Fox and raccoon may be run by dogs during closed seasons. See page 29 for details.

Sharp-tailed Grouse

Northwest Zone season dates

September 14 - November 30

East-central Zone closed. Visit mndnr.gov/wildlife/grouse.html



See map for zone boundaries or visit mndnr.gov/hunting/grouse. The shaded area is closed to sharp-tailed grouse hunting, except for licensed prairie chicken hunters within their selected zone.

Hybridization study

Sharp-tailed grouse and prairie-chicken hunters may submit 5-10 large wing or tail feathers from each harvested bird for a hybridization study. Mail feathers from each bird in a separate envelope (please do not mix feathers from different birds), labeled with the county of harvest to: Grouse Research, DNR Regional Headquarters, 1201 East Highway 2, Grand Rapids, MN 55744.

Small Game Hunting Seasons

Small Game	Open Season	Daily Limit	Possession Limit	Shooting/Hours
Cottontail rabbit and snow-shoe hare	Sept. 14 - Feb. 28	10 combined	20 combined	½ hour before sunrise to sunset
Jack rabbit	Sept. 14 - Feb. 28	1	3	½ hour before sunrise to sunset
Gray and fox squirrel	Sept. 14 - Feb. 28	7 combined	14 combined	½ hour before sunrise to sunset
Ruffed and spruce grouse	Sept. 14 - Jan. 1	5 combined	10 combined	½ hour before sunrise to sunset
Sharp-tailed grouse	Sept. 14 - Nov. 30 (Northwest zone only, east central closed)	3	6	½ hour before sunrise to sunset
Hungarian partridge	Sept. 14 - Jan. 1	5	10	½ hour before sunrise to sunset
Pheasant	Oct. 12 - Jan. 1	2 roosters (3 roosters Dec. 1 - Jan. 1)	6 roosters (9 roosters Dec. 1 - Jan. 1)	9 a.m. to sunset
Prairie chicken (by special permit only)	Sept. 28 - Oct. 6	2 (season limit)	2 (season limit)	½ hour before sunrise to sunset
Fall wild turkey	Sept. 28 - Oct. 27	1 either sex (season limit)	1 (season limit)	½ hour before sunrise to sunset
Non-migratory small game by falconry	Sept. 1 - Feb. 28	10 rabbits, 7 squirrel, other small game: 3 combined, not to include more than 1 hen pheasant	20 rabbits, 14 squirrel, other small game: 6 combined, not to include more than 2 hen pheasants	½ hour before sunrise to sunset except pheasants may not be taken before 9 a.m.
Mourning doves	Sept. 1 - Nov. 29	15	45	½ hour before sunrise to sunset
Sandhill cranes (northwest goose zone)	Sept. 14 - Oct. 20	2	6	½ hour before sunrise to sunset
Woodcock	Sept. 21 - Nov. 4	3	9	½ hour before sunrise to sunset
Sora and Virginia rail	Sept. 1 - Nov. 4	25 combined	75 combined	½ hour before sunrise to sunset
Common snipe	Sept. 1 - Nov. 4	8	24	½ hour before sunrise to sunset
Crow (may also be taken when committing or about to do damage)	Sept. 1 - Oct. 31, Dec. 15 - 31, Jan. 1 - 15 and March 1 - 31	No limit	No limit	½ hour before sunrise to sunset

How to identify wolves and coyotes

Coyote hunters—know your target

Wolves have been mistakenly shot outside Minnesota's primary wolf range because hunters thought they were coyotes. Wolves were once restricted to the northern part of Minnesota, but they have expanded their range and could show up in any part of the state. Do not assume that because you are outside Minnesota's primary wolf range that the animal in your sights is a coyote. Wolves and coyotes are closely related, but are well distinguished by their difference in size and physical characteristics. Shooting a wolf because you think it is a coyote is illegal and punishable by Minnesota game and fish laws.

Gray wolf (*Canis lupus*) AKA—Timber wolf

Height: 30 inches average.

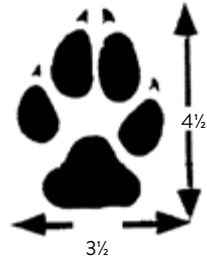
Length: 5½ feet.

Weight: 50-110 lbs.

Color: shades of gray or tan, sometimes black, rarely white.



Photo: Jenni Bidner/Wildlife Science Center



Coyote (*Canis latrans*) AKA—Brush wolf

Height: 18 inches maximum.

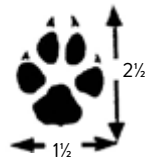
Length: 3 feet.

Weight: 25-35 lbs.

Color: all shades of gray, tan, buff, rarely black or white.



Photo: USFWS

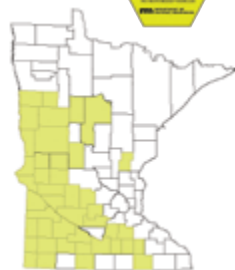


Walk-In Access Program 2024-2025



Walk-In Access (WIA) provides public access on private land and compensates landowners for providing that access. Through WIA, more than 29,000 acres of private land will be open for public hunting at more than 260 sites in western and south central Minnesota, September 1 to May 31.

Validation required: A Walk-In Access Validation (ELS Privilege Code 190; \$3) is required to legally access WIA land. WIA Validations are available at ELS license vendors.



The \$3 fee helps monitor hunter use of WIA land. It does not cover costs associated with purchasing access, installing boundary signs or providing maps of the enrolled properties. The program is funded through 2024 with a grant by the Natural Resources Conservation Service, U.S. Department of Agriculture, under number 69-3A75-16-509. Additional funding includes:

- A 1-time appropriation from the Minnesota State Legislature in 2012.
- A \$5 surcharge on nonresident hunting licenses.
- Donations of \$1, \$3 or \$5 made by hunters purchasing deer and small game licenses.

Maps are available

A printable atlas of WIA sites, aerial photos of each site and interactive maps are available online at mndnr.gov/walkin. Printed copies of the WIA Atlas are available at DNR Southern Region Headquarters in New Ulm, area DNR Wildlife offices, local Soil and Water Conservation District offices, and more than 400 local commerce and tourism outlets all across Minnesota. Atlases are also available by calling the DNR at 888-MINNDNR (646-6367). Map data may not accurately represent the actual legal or established boundaries of public or private land. They should be used for reference only.

Uses of WIA land

- Motorized vehicles are not allowed on WIAs.
- Target practice, trapping, dog training, camping, horseback riding, fires, or similar activities are not allowed by the public.
- Individuals with a WIA validation can hunt during legal hunting hours and open seasons with no landowner contact necessary from September 1 to May 31.
- The landowner retains the right to engage in, or give written permission for another individual to engage in, those activities listed above and other limited activities that do not impede public hunting, at any time of the year.
- Parking is along roads or in designated parking areas—be sure vehicles do not block field entrances.
- All hunting rules and regulations apply on WIAs, and will be enforced by DNR conservation officers.

Respect the land

Please be respectful of the land and the people who own the land. This program depends on landowner participation to be successful. The WIA Code of Conduct can be found at mndnr.gov/walkin.

Furbearer Hunting Seasons (Furbearer zone maps are on page 53)

Hunting	Open season	Daily, season and possession limit	Shooting hours
Raccoon and red/gray fox	Oct. 19 - Mar. 15 (North and South Furbearer Zone)	No limit	Day or night except not before 9 a.m. on opening day.
Badger, opossum, long-tailed and short-tailed weasels	Oct. 19 - Mar. 15 (North and South Furbearer Zone)	No limit	½ hour before sunrise to sunset except 9 a.m. to sunset opening day.
*NEW —Bobcat	Dec. 14 - Jan. 19 N. Furbearer Zone on map, page 53 Jan. 4 - 19 S. Furbearer Zone on map, page 53)	5 with only 1 bobcat from south of I-94 (includes trapping limit).	½ hour before sunrise to sunset.
Coyote, striped skunk and other unprotected animals	Continuous	No limit	See pages 26 and 31.

Furbearer Trapping Seasons

Trapping	Open season	Daily, season and possession limit	Trapping hours
Raccoon, red fox, gray fox, badger, opossum, long-tailed and short-tailed weasels	Oct. 19 - Mar. 15 (North and South Furbearer Zone)	No limit	Hours are 5 a.m. to 10 p.m. Traps may not be set or tended for fox, badger, opossum, mink, muskrat, beaver, otter, or raccoon before 9 a.m. on opening day.
*NEW —Bobcat	Dec. 14 - Jan. 19 N. Furbearer Zone on map, page 53) Jan. 4 - 19 S. Furbearer Zone on map, page 53)	5 with only 1 bobcat from south of I-94 (includes hunting limit).	Same hours as above
*NEW —Fisher and pine marten	Dec. 14-22 N. Furbearer Zone on map, page 53) Jan. 4 - 19 (fisher only, S. Furbearer Zone on map, page 53)	2 combined, with only 1 fisher from south of I-94. (1 fisher and 1 pine marten, or 2 fishers or 2 pine martens)	Same hours as above
Mink and muskrat	Oct. 26 - Feb. 28 (N. Furbearer Zone) Nov. 2 - Feb. 28 (S. Furbearer Zone)	No limit	Same hours as above
Beaver	Oct. 26 - May 15 (N. Furbearer Zone) Nov. 2 - May 15 (S. Furbearer Zone)	No limit	Same hours as above
*NEW —Otter	Oct. 26 - May 15 (N. Furbearer Zone) Nov. 2 - May 15 (S. Furbearer Zone)	4 statewide	Same hours as above

Trapping

Become a better trapper. Review Best Management Practices for trapping in the United States online at: fishwildlife.org/afwa-inspires/furbearer-management.

License requirements

- All residents and nonresidents, 16 and over must have a small game license and a trapping license to take small game (including furbearers) with traps.
- Persons may trap without a small game license on their own land if they occupy it as their principal residence. You may trap without a small game and trapping license on land you own or is your principal residence to remove certain animals causing damage.
- Residents under age 13 do not need a trapping license. Residents age 13 through 17 must have a junior trapping license and residents age 18 through 64 must have a regular trapping license to trap. Residents age 65 and over must have a regular or reduced-fee trapping license.
- Fisher, otter, bobcat, or pine marten taken by a resident under age 5 must be included in the limit of the accompanying parent or guardian.
- Nonresidents may trap only on land they own in Minnesota with nonresident trapping and small game licenses.
- Lifetime sports or small game license holders who plan to trap are required to have a free trapping endorsement on their renewal.

Trapper education

***NEW**— There is a new apprentice trapper validation available this year. The validation will allow people born after December 31, 1989 to trap while accompanied by a licensed trapper without obtaining a trapper education certificate. The validation is valid for 1 year and may be obtained for 2 seasons. More information on the apprentice hunter/trapper validation is on page 24.

Persons born after December 31, 1989, who have not been issued a trapping license in a previous license year may not obtain a trapping license without a trapper education certificate or an apprentice trapper validation. The Minnesota Trappers Association conducts trapper education courses statewide, free of charge to the participants, and issues certificates that satisfy this requirement. Trappers must take the Minnesota course to meet the requirement.

Contact the MTA at mntrappers.org for class information. These courses include a mandatory field training portion that must be completed before certification. Please plan to take courses well in advance of the fur trapping season.

If you find a dog in a trap

Other outdoor enthusiasts are afield with dogs during trapping seasons. Trappers must set and tend traps in strict adherence to all regulations, and take great care to avoid accidentally capturing dogs. If you find a dog in a trap, or if your dog is caught in a trap—please contact your local conservation officer and report the incident. Call the Minnesota DNR at 888-MINNDNR to be connected with your local conservation officer. Instructions for releasing dogs from traps may be found on pages 41 and 42.

General Trapping Regulations

Trap and snare identification

You may not set or place a trap or snare, other than on your own property, unless the following information is affixed: 1) your driver's license state and number; or 2) your Minnesota identification card number; or 3) your name and mailing address; or 4) your MNDNR number.

This information must remain legible while the trap or snare is on land or in water.

From April 1 to August 31, the trap identification provisions listed above do not apply to traps set for the taking of unprotected wild animals.

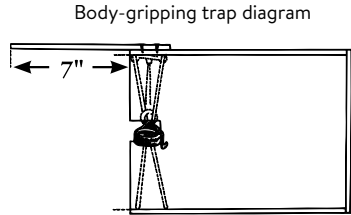
Trap size and design

Maximum size for traps:

- Foot or leghold traps cannot have a jaw opening greater than $8\frac{3}{4}$ inches;
- Body-gripping traps cannot have a jaw opening greater than $7\frac{1}{2}$ inches, except as a waterset; or

Body-gripping traps set on public lands and waters with a jaw opening greater than $6\frac{1}{2}$ inches and less than $7\frac{1}{2}$ inches must meet one of the following:

- Recessed 7 inches or more from the top and front of an enclosure (see diagram);
- No bait, lure or other attractants are within 20 feet of the trap; or
- The trap is elevated at least 3 feet from the ground or surface of the snowpack.



Setting near culverts and in the right-of-way

- A body-gripping trap with a jaw opening greater than $6\frac{1}{2}$ inches may not be set in or within 3 feet of the opening of a 6-foot wide or smaller culvert, except as a completely submerged waterset; or
- A body-gripping trap with a jaw larger than $6\frac{1}{2}$ inches may not be set in the road right-of-way within 500 feet of a building occupied by human or livestock without written permission of the landowner, except as a completely submerged waterset.

DNR recommends cubbies constructed so the trap is recessed at least 7 inches from all sides of the opening. Cubbies made from natural materials that comply with regulations may also be used.

Find updated lynx management zone regulations on pages 56 and 57.

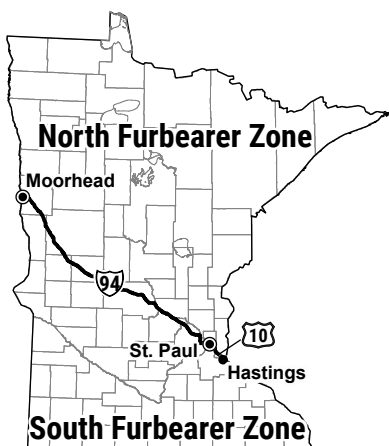
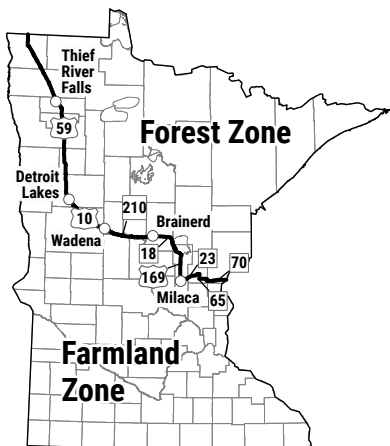
Waterset vs. completely submerged waterset

Waterset: A body-gripping trap or snare set so the jaws or snare loop are at least half-submerged in water.

Completely submerged waterset: A body-gripping trap or snare set so the jaws or snare loop are completely submerged in water.

Furbearer zones

***NEW**—The North and South Furbearer Zones have been combined with the North and South Fisher/Marten/Bobcat Zones. The North Furbearer Zone is now north of the Interstate 94/Hwy 10 line indicated on the map below. The South Furbearer Zone is south of the Interstate 94/Hwy 10 line. There are no changes to the Forest/Farmland zones.



Trap setting and tending

- A person may set or tend traps only from 5 a.m. to 10 p.m., except opening day for some species. See page 50.
- A person on foot may use a light to set or tend traps. However, you may not possess a bow and arrow or a firearm other than a handgun or rifle of .17 or .22 caliber with short, long, or long rifle rim fire ammunition (including .22 magnum) while using the light.
- A trapper may authorize, in writing, an agent who possesses all necessary licenses to tend traps set by the trapper, including resetting the trap at the same set. The agent may remove animals from a trap. Site validation coupon requirements apply to some species. Details on page 55.
- You may not set a trap within 50 feet of any water except temporary surface water within 30 days before the open season for mink and muskrat.
- Traps capable of capturing a protected animal and not capable of drowning it must be tended at least once each calendar day, except body-gripping traps. Traps capable of drowning the animal and body-gripping traps must be tended at least once each third calendar day, except traps set under the ice. A trap may not be left untended for more than 3 consecutive days (a trap set or tended on Saturday would have to be tended again by 10 p.m. Tuesday). When a trap is tended, any animal must be removed.
- Foothold traps with a jaw spread of $4\frac{3}{4}$ inches or less and rat type snap traps that are entirely in a container with an opening no more than 2 inches in height and/or width that are designed to kill an animal need not be tended more frequently than once every third calendar day (these are often referred to as weasel boxes).

Continued on next page

- No person may remove or tamper with a trap or snare legally set to take furbearing or unprotected wild animals without authorization by the trapper, a DNR agent, or the owner or lessee of the land where the trap is located.
- No trap, either set or unset, may be placed or staked, and no flag, stake, or other device may be placed to mark or pre-empt a trapping site before the opening of any trapping season.
- No person may leave any trap for a protected wild animal in place, either set or unset, after the close of the applicable trapping season.
- Animals must be killed before being removed from a site.

Water trapping

- During the muskrat trapping season, no flag, stake or other device may be placed in or on a muskrat house for the purpose of marking or pre-empting a trap site unless an operational trap is set at the site at the time it is first staked or marked.
- No person may disturb, or destroy any muskrat house or den, except that traps may be set at natural entrances to muskrat burrows and openings may be made in muskrat houses for trapping if all material removed is wetted and used to plug the opening.
- No person may disturb or destroy any beaver house, dam, burrow, or den.
- No person may set a trap inside any beaver house or upon the outside of any beaver house above the waterline.
- Mink and muskrats may not be taken by digging or with the aid of dogs.
- No person may trap beaver or otter on a state wildlife management area without a permit from the wildlife manager.

Baited foothold/birds

- No person may set or maintain any foothold trap within 20 feet of bait located in such a way that it may be seen by soaring birds. “Bait” is any animal or animal parts, including live or dead fish, except that small pieces of fur and feathers may be used for flagging.
- No person may take a bird with a foothold trap, except by special permit.

Snares

Snares may be used by licensed trappers for taking all species of protected wild mammals that may be taken by the use of traps.

- Snares capable of taking a wild animal must include a breakaway device that causes the snare loop to disassemble at 350 pounds pull or less as measured by a static load test, except snares set under the ice. See mndnr.gov/trapping for general information on breakaway devices.
- All snares not capable of drowning the captured animal must be tended at least once each calendar day.
- The diameter of the snare loop may not exceed 10 inches.
- No snare may be set in such a way that the top of the loop is more than 20 inches above the first surface beneath the bottom of the set snare loop.
- Snare cable or wire may not have a diameter exceeding $\frac{1}{8}$ inch.
- No person may set, place, or operate a snare in a culvert, except as a completely submerged waterset.
- Snares may not be used with spring poles or other devices that wholly or partly lift from the ground an animal caught in the snare.

Continued on next page

- Snares that operate with springs but do not lift the animal wholly or partially off the ground are allowable.
- No snare set for a protected animal may be left in place after the applicable trapping season has closed.
- Snares may be used as water sets during applicable seasons statewide.
- Snares may not be set in deer trails and bears cannot be taken with snares.

Snaring zones (maps on page 53)

- In the forest zone, snares are allowed on public land and on private land with permission of the landowner.
- In the farmland zone, snares are allowed from October 26 - March 31 on private land with permission from the landowner. Snares may also be set as water sets or on the frozen surface of public waters. Snares may not be set on public lands or waters contained in public lands, road rights-of-way or in fence lines along road rights of way.

Site validation coupons for fisher, pine marten and river otter

- Site validation coupons for fisher, pine marten and river otter must be obtained prior to trapping and are available for free upon request at license vendors. Trappers receive 1 site validation coupon for each animal they could potentially harvest. For example, a trapper who intended to target fisher, pine marten and river otter would receive a total of 6 coupons (2 fisher/marten and 4 river otter).
- Each person age 5 or older who takes a river otter, fisher, or pine marten must validate their site validation coupon at the site of the kill by cutting out the appropriate notches indicating the month, date, time (am/pm) and species (fisher/marten).
- Site validation coupons do not need to be attached to the animal, but must be in possession while taking or transporting fisher, pine marten or river otter.
- Fisher, river otter, bobcat or pine marten taken by a resident under age 5 must be included in the limit of the accompanying parent or guardian.
- Fisher, pine marten and river otter must not be removed from the kill site without the trapper's validated site coupon in possession. Authorized agents may remove fisher, pine marten, and otter from the trap and the agent must validate their own site validation coupon at and prior to removing the animal from the site of the kill.
- Site validation coupons are not transferable. Trappers may acquire site validation coupons at any time before or during the trapping season. Replacements are available upon request from any license vendor and are clearly marked as replacements.
- Trappers must present completed site validation coupons for each fisher, pine marten, and river otter when they present the pelts for furbearer registration.

Releasing protected species

Every effort should be made to avoid catching fully protected species. If possible, a trapper should release incidentally captured protected species back into the wild. If a fully protected species is caught out of season or a daily or possession limit has been reached and the animal is dead in the trap or otherwise cannot be released, you must notify a DNR conservation officer. Without authorization from a conservation officer, a person may not possess or transport a lynx that was incidentally killed or lawfully killed. Information on reporting incidentally captured animals can be found on page 57.

Furbearer pelting and transportation

A person who performs a service by recovering and preserving the pelt of a protected furbearer (except muskrat) that was accidentally killed or lawfully killed while doing damage, may be entitled to a pelting fee of up to 50 percent of the proceeds from the sale of the pelt not to exceed \$25 per pelt. Contact your local DNR conservation officer or regional DNR Enforcement office within 24 hours for authorization to pelt the animal.

Lynx management zone regulations

Trapping regulations east and north of U.S. Highway 53, are intended to reduce or eliminate the incidental take of Canada lynx.



Snares must be set:

- Loop size must be at least 8 inches but no more than 10 inches when set on land.
- Snare wire must be at least $\frac{5}{64}$ inch in diameter but no more than $\frac{1}{8}$ inch in diameter.
- Must be anchored (no drags) when set on land.

Snares set on dry land only:

- Must be equipped with a minimum loop stop that prevents the snare loop from closing to a diameter less than $3\frac{3}{4}$ inches;
- Must be equipped with a one-piece snare lock that contains no moving parts, has no integrated or attached compression springs, and has a side that contacts the animal that is a minimum of $\frac{1}{2}$ inch in width.
- May not be attached or anchored to a fence or tree and may not be set in a location such that they, when fully extended, can reach any part of a fence, or any rooted vegetation greater than $\frac{1}{2}$ inch in diameter.
- Snares may not exceed 7 feet in length from the anchor point to the end of the snare when fully extended.
- Must be equipped with at least 1 swivel.

Staking and tethering traps set on dry land

- Except traps in weasel boxes, all foothold traps set on land must be tethered and anchored with a chain or cable no longer than 18 inches.
- Foothold traps, except those set under water, must have 2 or more swivels in the tethering chain or cable.
- Foothold traps larger than $6\frac{1}{2}$ inches measured between the inside edges of the jaw are prohibited on dry land.

Bait and sight attractants

- The flesh of rabbits or hares or parts of rabbits or hares may not be used as bait. Other meat must be exposed to air for at least 24 hours before use as bait.
- Suspended flags or other sight attractants may not be used within 20 feet of a trap or snare.

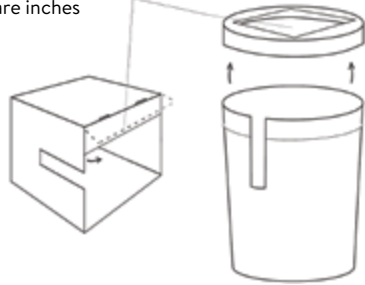
Body grip

- Traps larger than 5 inches and smaller than or equal to $7\frac{1}{2}$ inches measured between the inside the edges of the jaws must be set at least half submerged in water or either:

Continued on next page

- › Three feet off the ground or snow level in a tree or on a leaning pole 6 inches or less in diameter or;
- › In a cubby box recessed at least 7 inches from the front with an opening no larger than 50 square inches.

Opening not to exceed 50 square inches



Cubby box traps

This diagram is for illustration purposes only. Cubby boxes may be constructed of any material and openings may be restricted with wire mesh, wood strips, or other material.

Reporting incidentally taken furbearers

The following regulations apply for reporting incidentally trapped furbearers:

A person may not possess or transport a lynx that was incidentally killed or was lawfully killed until the person notifies the local conservation officer, other authorized department employee, or regional enforcement office of the killing and receives authorization to possess, transport, or skin the animal.

A person may possess and transport mink, muskrat, beaver, badger, opossum, fox or raccoon incidentally killed or lawfully killed while causing damage or threatening injury or damage only if the local conservation officer or other authorized employee of the department is notified within 24 hours of such killing and before any skinning has begun.

A person may possess and transport fisher, otter or pine marten that were incidentally killed, or bobcat that was incidentally killed or lawfully killed while causing or threatening injury or damage, only after the species is reported to a local conservation officer or by calling 888-646-6367, option 9 and providing the required information. After making the required notification and taking possession of the animal, the person may not skin, transfer possession or otherwise dispose of the animal without authorization from a conservation officer.

Trappers should be prepared with the following information when calling 888-646-6367, option 9:

- The trapper's name and DNR number as it appears on the trapping license.
- Date and time that the catch was discovered.
- The number and species taken (example: 1 otter).
- General location of the catch (example: 5 miles south of Ely off County Road 21).
- Complete address of the location where the carcass is being kept.
- A telephone number where you can easily be reached.

Furbearer registration

The pelt of each bobcat, fisher, pine marten, and otter must be removed from the carcass and presented for registration by the person taking it. The entire carcass of each bobcat and the head of each pine marten and fisher must also be surrendered.

Continued on next page

***NEW**—The deadline to register fisher and pine marten has been reduced to 24 hours after the close of the season (by December 23) this year to avoid interference with holidays. Pelts, carcasses, site validation coupons, and heads must be presented for registration at a DNR registration station or area wildlife office (by appointment in case of an unavoidable conflict) before the pelt is sold or removed from the state and no more than 48 hours after the season closes for otter and bobcat.

To speed up registration, please bring the following written information for each animal to be registered: species, sex, method of take, date taken and county, township and range where taken. Forms are available at wildlife offices and online at mndnr.gov/recreation/hunting/trapping.

Plastic registration tags must remain affixed to the raw pelt until the pelt is tanned or mounted. Site validation coupons need not be attached to the animal.

Furbearer registration stations

Fisher, pine marten, river otter and bobcat may be registered at designated DNR offices without an appointment during the hours listed below on Monday, December 23. River otter and bobcat may be registered at DNR offices without an appointment from 3-6 p.m. on Tuesday January 21, except at offices listed as “December 23 only” where an advance appointment is required. A third registration day has been added for river otter from 3-6 p.m. on May 16. Locations, dates and hours are listed below. Fisher, pine marten, river otter and bobcat may be registered at any DNR area wildlife office throughout open seasons by appointment.

Address	Hours	Phone
Aitkin/Wildlife 1200 Minnesota Ave S	Dec. 23, 3-6 p.m.; Jan. 21, 3-6 p.m.; May 16, 3-6 p.m.	218-429-3051
Backus/Forestry 4391 State Hwy 87 NW	Dec. 23, 3-6 p.m.; Jan. 21, 3-6 p.m.; May 16, 3-6 p.m.	218-732-8452
Baudette/Wildlife 204 Main St E	Dec. 23, noon-7 p.m.; Jan. 21, 3-6 p.m.; May 16, 3-6 p.m.	218-395-6031
Bemidji/Wildlife 2114 Bemidji Ave	Dec. 23, noon-6 p.m.; Jan. 21, noon-6 p.m.; May 16, 3-6 p.m.	218-308-2339
Big Falls/Forestry 7754 Town Rd 293	Dec. 23, 3-6 p.m.; Jan. 21, 3-6 p.m.; May 16, 3-6 p.m.	218-328-8860
Brainerd/Wildlife 1601 Minnesota Dr	Dec. 23, 3-6 p.m.; Jan. 21, 3-6 p.m.; May 16, 3-6 p.m.	218-203-4301
Cambridge/Wildlife 800 Oak Savanna Ln SW	Dec. 23, noon-7 p.m.; Jan. 21, 3-6 p.m.; May 16, 3-6 p.m.	763-284-7224
Cloquet/Wildlife 305 Business Park Dr E	Dec. 23, noon-6 p.m.; Jan. 21, 3-6 p.m.; May 16 3-6 p.m.	218-878-5661

Continued on next page

Furbearer registration stations *continued*

Address	Hours	Phone
Detroit Lakes/Wildlife 14583 County Hwy 19	Dec. 23, noon-7 p.m.; Jan. 21, 3-6 p.m.; May 16, 3-6 p.m.	218-846-8470
Duluth/Forestry 4805 Rice Lake Rd	Dec. 23, noon-6 p.m.; Jan. 21, 3-6 p.m.; May 16, 3-6 p.m.	218-878-5661
Eveleth/Forestry 7979 Hwy 37	Dec. 23, 3-6 p.m.; Jan. 21, 3-6 p.m.; May 16, 3-6 p.m.	218-300-7860
Fergus Falls/Wildlife 1509 1st Ave N	Dec. 23, noon-7 p.m.; Jan. 21, 3-6 p.m.; May 16, 3-6 p.m.	218-671-7968
Finland/Forestry 6686 Hwy 1	Dec. 23, 3-6 p.m. only	218-834-1454
Forest Lake/Wildlife 5463-C W Broadway	Dec. 23, noon-7 p.m.; Jan. 21, 3-6 p.m.; May 16, 3-6 p.m.	651-539-3300
Grand Marais/Wildlife 1356 Hwy 61 E	Dec. 23, 3-6 p.m. only	218-834-1453
Grand Rapids/Wildlife 1201 E Hwy 2	Dec. 23, noon-7 p.m.; Jan. 21, 3-6 p.m.; May 16, 3-6 p.m.	218-328-8860
Hibbing/Core Library 1521 1st Ave	Dec. 23, noon-7 p.m.; Jan. 21, 3-6 p.m.; May 16, 3-6 p.m.	218-300-7860
International Falls/Forestry 392 Hwy 11 E	Dec. 23, noon-7 p.m.; Jan. 21, 3-6 p.m.; May 16, 3-6 p.m.	218-328-8860
Middle River/Wildlife 42280 240th Ave NE	Dec. 23, noon-7 p.m.; Jan. 21, 3-6 p.m.; May 16, 3-6 p.m.	218-633-7670
New London/Wildlife 398 Sibley Park Rd NE	Jan. 21, 3-6 p.m.; May 16, 3-6 p.m.	320-347-7630
Nicollet/Wildlife 501 9th St	Dec. 23, noon-7 p.m.; Jan. 21, 3-6 p.m.; May 16, 3-6 p.m.	507-386-3920
Northome/Forestry 12006 E Hwy 1	Dec. 23, 3-6 p.m.; Jan. 21, 3-6 p.m.; May 16, 3-6 p.m.	218-328-8860
Onamia/Mille Lacs Wildlife 29172 100th Ave	Dec. 23, noon-7 p.m.; Jan. 21, 3-6 p.m.; May 16, 3-6 p.m.	320-532-3537
Orr/Forestry 4656 Hwy 53	Dec. 23, 3-6 p.m. only	218-300-7860
Owatonna/Wildlife 8485 Rose St	Dec. 23, noon-7 p.m.; Jan. 21, 3-6 p.m.; May 16, 3-6 p.m.	507-414-6200

Continued on next page

Furbearer registration stations *continued*

Address	Hours	Phone
Park Rapids/Wildlife 603 W 1st St	Dec. 23, noon-7 p.m.; Jan. 21, 3-6 p.m.; May 16, 3-6 p.m.	218-732-8452
Roosevelt/Wildlife 11536 Faunce-Butterfield Rd SW	Dec. 23, noon-7 p.m.; Jan. 21, 3-6 p.m.; May 16, 3-6 p.m.	218-783-6861
Roseau/Courthouse 606 5th Ave SW	Dec. 23, noon-7 p.m.; Jan. 21, 3-6 p.m.; May 16, 3-6 p.m.	218-452-7610
Rochester/Wildlife 2118 Campus Dr SE, Suite 100	Dec. 23, noon-7 p.m.; Jan. 21, 3-6 p.m.; May 16, 3-6 p.m.	507-206-2859
Sauk Rapids/Wildlife 1035 South Benton Dr	Dec. 23, noon-7 p.m.; Jan. 21, 3-6 p.m.; May 16, 3-6 p.m.	320-223-7878
Tower/Wildlife 650 Hwy 169	Dec. 23, noon-7 p.m.; Jan. 21, 3-6 p.m.; May 16, 3-6 p.m.	218-300-7860
Two Harbors/Wildlife 1568 Hwy 2	Dec. 23, 3-6 p.m. only	218-834-1452
Vermillion River Area Wildlife 15325 Babcock Ave Rosemount	Dec. 23, noon-7 p.m.; Jan. 21, 3-6 p.m.; May 16, 3-6 p.m.	651-322-4643
Wadena/County Bldg. 221 Harry Rich Dr	Dec. 23, noon-7 p.m.; Jan. 21, 3-6 p.m.; May 16, 3-6 p.m.	218-732-8452
Warroad/Forestry 804 Cherne Dr NW	Dec. 23, noon-7 p.m.; Jan. 21, 3-6 p.m.; May 16, 3-6 p.m.	218-783-6861
Willow River/Wildlife 85894 County Hwy 61	Dec. 23, noon-6 p.m.; Jan. 21, 3-6 p.m.; May 16, 3-6 p.m.	218-878-5661

BIG GAME

Equipment for Taking Big Game

Hunters should select bullets of the proper design and weight for taking big game (deer, elk and bear). Most manufacturers offer either bonded or all-copper bullets that are appropriate for taking big game.

Firearms

Firearms for big game must meet the following criteria:

- At least .220 caliber and has centerfire ignition;
- Loaded only with single projectile ammunition;
- The projectile has a soft point or is an expanding bullet type.
- Muzzleloaders (long gun or handgun) cannot be loaded at the breech (black powder revolvers are not legal for taking big game if they are loaded through the cylinder);
- Smooth-bore muzzleloaders used must be at least .45 caliber;
- Rifled muzzleloaders are at least .40 caliber;
- Muzzleloaders with scopes are legal for taking deer.
- Only legal shotguns loaded with single-slug shotgun shells, legal muzzleloaders, and legal handguns may be used for taking deer south of the rifle/shotgun boundary.

Archery

Bows and arrows for big game must meet the following criteria:

- Bows must have a pull no less than 30 pounds at or before full draw. (Bows with low draw weights may not effectively kill big game.)
- Arrowheads used for taking big game must have a minimum of 2 metal cutting edges, be of barbless broadhead design, with a diameter of at least $\frac{7}{8}$ inch.
- “Expandable” broadheads may be used to take big game if they meet the requirements above and: 1) are at least $\frac{7}{8}$ inch in width and no more than 2 inches in width at or after impact; and 2) are of a barbless design and function in a barbless manner.
- A hand-held mechanical release attached to the bowstring may be used if the person’s own strength draws and holds the bowstring.

Crossbows

Crossbows may be used:

- Throughout the archery deer season by a person who has purchased a license to take deer by archery.
- Throughout the early antlerless and youth deer seasons by any hunter with a valid license.
- Throughout the firearms deer season by any licensed hunter.
- Throughout the bear season by a person who has purchased a bear hunting license.

Crossbows used for hunting must:

- Be shoulder fired;
- Deliver at least 42 foot-pounds of energy at 10 feet;
- Have bolts (arrows) at least 10 inches long with arrowheads that meet archery specifications listed above;
- Have a working safety.

Continued on next page

Shooting hours

Shooting hours for big game are ½ hour before sunrise to ½ hour after sunset.

Shooting near roadways

No person may discharge a firearm or an arrow from a bow or crossbow on or within the right-of-way of an improved public highway (including but not limited to federal, state, county, and township road ways) at a big game animal or a decoy of a big game animal that has been set out by a licensed peace officer.

Use of dogs and horses

A person may use a dog to locate and retrieve a wounded deer or bear. Find details in the section on dogs, page 29. A person may not use a horse to take big game.

Possession of big game

Any person who takes a big game animal must retain the license, site tag, permit, and possession (registration) tag for as long as any part of the meat is in possession.

Deer

*NEW—deer hunting information

Blaze orange requirements

A person who is hunting deer in a fabric or synthetic ground blind on public land must have a blaze orange safety covering on top of the blind that is visible from all directions or a patch made of blaze orange material that is at least 144 square inches (12x12 inches) on each side of the blind. This regulation applies to people who are hunting deer using archery, a firearm, or a muzzleloader on public land.

Chronic Wasting Disease

- CWD testing is available to hunters statewide. Find out how to get your deer tested on page 77-78.
- Mandatory CWD testing is required for the opening weekend of Firearms A season (November 9-10) in all CWD surveillance and management zones. New areas where CWD sampling is mandatory include DPAs 156, 173, 181 and 199 in northeast Minnesota. Details are on pages 74-76.
- A new CWD management zone, deer permit area 642 (formerly DPA 342), was added in response to a positive deer detected near Wabasha during fall 2023.
- Heads from cervids with or without the cape and neck attached that originate from outside Minnesota may be transported into the state only if they are delivered to a licensed taxidermist within 48 hours of entering the state.
- Heads from cervids with or without the cape and neck attached that are taken inside a CWD management zone may be transported outside of the CWD management zone only if they are delivered to a licensed taxidermist within 48 hours of leaving the management zone.

Continued on next page

Deer—General

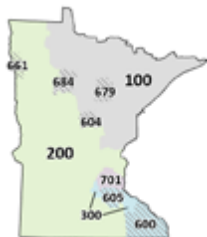
Legal buck and antlerless deer

- Legal bucks have 1 antler at least 3 inches long.
- Fawn bucks, sometimes called button bucks are not legal bucks.
- Antlerless deer are deer without an antler at least 3 inches long.
- The statewide bag limit for legal bucks is 1, unless otherwise specified.

License purchase and validity

Starting August 1, all deer licenses (archery, firearms, muzzleloader) as well as bonus permits, early-antlerless permits and disease management permits may be purchased at any time before or during the season. After a deer season is open, all licenses and permits are valid the same day of purchase if purchased before legal shooting hours. If the license or permit is purchased after legal shooting hours have begun, it is valid the following day.

- A person may purchase no more than 1 firearms, 1 muzzleloader, and 1 archery deer license in a calendar year.
- Bonus, early antlerless permits, and disease management permits may be purchased in addition to regular licenses. Bonus permits or disease management permits, where valid, may be purchased throughout the season but must be in possession when taking deer. Regular licenses, bonus permits, or disease management permits may be used in any order. For more information on the early antlerless season, including what areas are open, see page 88. See page 73 for details on where disease management permits can be used.
- Once purchased, bonus and disease management permits may be used with other season licenses. For example, a hunter who purchases a bonus permit with their archery license may use that bonus permit to tag an antlerless deer during firearms deer season if they purchased a firearms deer license.
- A person may not take or tag deer without the appropriate license or permit. The term “take” includes attempting to take deer, deer drives, spotting, or otherwise assisting another person in taking deer.



Deer Seasons

Archery	Sept. 14 - Dec. 31
Firearm Option Statewide (A) 100 Series and 604, 679 and 684	Nov. 9 - 24
Firearm Option Statewide (A) 200 Series and 661	Nov. 9 - 17
Firearm Option Statewide (A) 300 Series and all 600 series except 604, 679 and 684	Nov. 9 - 17
Firearm Option Late Southeast (B) 300 Series and all 600 series except 604, 661, 679 and 684	Nov. 23 - Dec. 1
Metro Deer Management Zone (701) Statewide (A), Late Season (B) firearms license or muzzleloader license	Nov. 9 - Dec. 1
Muzzleloader	Nov. 30 - Dec. 15
Youth Season open statewide (see page 37)	Oct. 17 - 20
Early Antlerless Season (see page 88)	Oct. 17 - 20
Late CWD season (605, 642, 643, 645, 646, 647, 648 and 649). Additional deer permit areas may be announced online this fall.	Dec. 20 - 22

Hunting method restrictions—hunting deer with bait is illegal

Hunters are not allowed to take deer with the aid or use of bait. “Taking” includes attempting to take.

Baiting

- Baiting significantly increases the risk of disease transmission by concentrating animals and promoting nose-to-nose contact.
- Baiting attracts and holds large numbers of deer on private parcels creating a privatization of the deer herd.
- Bait piles alter a deer’s natural movement. By placing bait, 1 hunter can effectively nullify another hunter’s attempt to harvest a deer.

Baiting—means placing, exposing, depositing, distributing, or scattering bait that is capable of attracting or enticing deer.

What is bait?

Bait—includes grains, fruits, vegetables, nuts, hay, or other food that is capable of attracting or enticing deer and has been placed by a person.

Liquid scents (example: doe in heat), sprays, salt, and minerals are not bait if they do not contain liquid or solid food products.

Read the ingredient label on all products prior to use. Many products, including newer liquid, powder and block forms, contain food or attractants such as grains, fruits, and sugar derivatives (glucose, dextrose, and fructose).

If a salt or mineral product has anything other than salt or mineral in it, it is illegal to use for hunting.

Agricultural crops from normal or accepted farming, forest management, wildlife food plantings, orchard management, or other similar land management activities are not bait. This exclusion does not apply to agricultural crops that have been reintroduced and concentrated where a person is hunting. Example: A person may spread an abundant agricultural crop on a previously planted field as fertilizer. However, if the fertilizer is piled or concentrated where the person is hunting deer, it is baiting.

A person otherwise in compliance with this section who is hunting on private or public property that is adjacent to the property where bait or food is present is not in violation if the person has not participated in, been involved with, or agreed to baiting or feeding wildlife on the adjacent property.

Removal of bait

All bait must be completely removed for 10 days prior to hunting.

Continued on next page

Hunting method restrictions—hunting deer with bait is illegal *continued*

Penalties for baiting violations—revocation and confiscation

- A person may not obtain any deer license or take deer under a lifetime license for 1 year after the person is convicted of hunting deer with the aid or use of bait. A second conviction within 3 years would result in a 3-year revocation. The revocation period doubles if the conviction is for a deer that is a trophy deer scoring higher than 170.
- Firearms and bows used to take deer with the aid or use of bait will be seized and are subject to confiscation upon conviction. In some areas, deer feeding and attractants are banned year-round, see page 86.

Elevated stands

Special regulations regarding elevated stands apply to wildlife management areas, state forests, state parks and state recreation areas that are open to hunting. Details on wildlife management areas are on page 105; state forests, page 117; state parks and state recreation areas are on page 122.

Party hunting

- A “party” is defined as any group of 2 or more licensed deer hunters who are all afield; hunting together at the same time; and all using firearms (including muzzleloaders) or all using archery.
- Party members who are not afield hunting with the individual who takes a deer at the time it is taken may not legally tag that deer.
- The person whose license is being used on the deer must be at the site of kill and must validate the site tag before the deer is moved from the site of the kill.
- Hunters may not lend licenses to or borrow licenses from other hunters.
- A mixed group of firearms and archery hunters is considered 2 separate parties.
- Crossbow hunters may party hunt with archery hunters if they possess an archery license. Crossbow hunters may party hunt with firearms hunters if they possess a firearms license.
- Any member of a party may kill a deer for any other member of the party who has an unused tag valid for that deer. The following exceptions apply:
 - › Party members may not kill a deer in an antlerless permit lottery area for:
 - 1) a person with a disability authorized to take antlerless deer under a permit to shoot from a motor vehicle; 2) a resident of a Minnesota State Veterans’ Home; or 3) a resident age 84 and older.
 - › A youth license tag may not be used on a deer taken by another hunter. Deer taken by youth may be tagged by an adult party member.

Party hunting regulation

The intent of the party hunting regulation is to prevent parties from shooting more deer than the available number of tags. The party hunting regulation requires that all hunters who intend to tag deer for each other be hunting together, in the field, at the time the deer are taken.

Accessible hunting seasons

Accessible deer hunts organized by Capable Partners, Access North and Midwest Outdoors Unlimited, are being scheduled for this fall. For more information call the DNR Information Center at 888-MINNDNR (646-6367).

Persons who are totally blind may use a laser sight to participate in permitted assisted hunting opportunities.

How to tag your deer and validate your site tag

Your deer license and site tag is a two-part form. The upper half is the site tag for tagging the deer in the field. The lower half is the deer license and registration slip.

At the site of the kill

The licensed hunter whose tag is being used on the deer must:

- Detach the site tag from the deer license/registration slip.
- Before moving the deer, the hunter whose tag is being used must validate the tag by using a knife or similar sharp object to cut out the notches indicating the month, date and time of day the deer was killed (AM/PM).
- If more than 1 month, date, or time is cut out or marked, the tag becomes invalid.

Moving your deer

A person may move a lawfully taken deer from the site of the kill without attaching the validated tag to the animal only while in the act of manually or mechanically dragging, carrying, or carting the animal across the ground and while possessing the validated tag on their person.

The validated tag must be attached to the deer when the deer is placed on a motor vehicle or an ATV, a vehicle or a trailer being towed by an ATV or brought into a camp, yard or other place of habitation.

Attaching the tag

The tag must be secured to the deer around the base of an antler, through a slit cut in either ear, or between the tendon and bone of a hind leg.

The tag must remain attached to the deer until processed for storage.



Part 1:
Site Tag

Notch time,
date and
month here

Detach
here



Part 2:
License
(hunter
returns)

Registration
Slip

Deer carcass disposal

Hunters who process their own deer may not dispose of carcasses on public land, including wildlife management areas, state forests, road rights of way, or in any water body. This includes the head and spine of the deer. Deer carcasses may be disposed of in the following ways:

- On private land with the permission of the landowner.
- Through your refuse hauler after checking on how to properly bag the carcass.
- At a local landfill.

The use of carcasses or parts of carcasses as bait for trapping remains legal within applicable laws, however, the unlawful deposit of carcasses not associated with legal baiting or field dressing constitutes litter. Details about moving carcasses in CWD areas are on page 78 and the 2024 Deer Season Area Map.

Registration and transportation

Registration

Every deer taken must be registered and antlers must remain attached until the deer is registered. In all cases, the deer must be registered within 48 hours after the deer was taken and before the deer is processed either privately or commercially. Deer may be transported out of the area where taken without first being registered, except in 600-series deer permit areas where carcass movement restrictions are in place.

Note that harvest registration is a separate process from CWD testing. There are 3 registration options:

1. **Walk-in Big Game Registration Stations**—Registration stations display large, orange “Big Game Registration” signs. The person whose tag is on the deer must personally present the deer at an official registration station and receive a big game possession tag. The tag must be attached to the hind leg, ear, or antler where the site tag was attached. You can find a complete list of all stations at any DNR Wildlife Office or on the DNR website.
2. **Telephone**—You will need a pen to record a confirmation number to complete the registration. Follow the steps below. They are also printed on your deer license.
 - a. Dial 888-706-6367 to get into the system.
 - b. Enter the nine-digit harvest registration number on the license. This is the large and bold number printed on your deer license and is NOT your MNDNR number.
 - c. Enter the three-digit area where the deer was killed. The system will only accept valid deer permit areas or special hunt numbers.
 - d. Enter the date the deer was killed.
 - e. Enter the type of deer—adult male, adult female, fawn male, fawn female.
 - f. You will receive a confirmation number that must be written on the license and site tag in the appropriate area.
3. **Online**—Connect to mndnr.gov/hunting and click on the “harvest registration” link on the left to register your deer. The questions will be identical to phone registration. You will receive a confirmation number, which must be recorded on the license and site tag in the appropriate area.

Continued on next page

Telephone and internet deer registration

Persons who register by phone or internet do not receive a separate big game possession tag. When the system asks for deer type, please use the following information:

- Adult male—male deer with one antler at least 3 inches long.
- Fawn male—6-month-old male deer, commonly known as a “button buck” weighs less than 75 pounds dressed.
- Adult female—doe at least 18 months old. Longer nose and larger body (over 75 pounds dressed weight) than younger antlerless deer.
- Fawn female—6-month-old female deer. Shorter nose, weighs less than 75 pounds dressed. Register buck with antlers less than 3 inches or shed antlers as fawn male.

A harvest registration number can only be used once. The system will not accept multiple registrations using the same number.

You will only be asked questions valid to your license. Here are a few examples:

- Regular Firearms License—Will ask all 4 deer types but will not ask season because it’s only valid during the firearm season. The same applies to muzzleloader, archery, lifetime, etc.
- Bonus Permits—Will only ask 3 deer types (adult female, fawn male, fawn female) but will also ask season (archery, firearm, muzzleloader).

Big game registration stations

Big game registration provides essential information for managing deer populations. Registration station owners in the state donate the use of their business and the time of their staff to help collect this information. Station operators are not required to inspect deer or verify registration information. This is the hunter’s responsibility.

Transportation

A legally registered animal may be transported any time during and after the deer hunting season. Carcass movement restrictions apply in some CWD areas. See page 78 and the 2024 Deer Season Area Map.

- The licensee must accompany the deer in transport except as follows: A deer that has been registered may be transported by another person, if the signature, address, and license number of the licensee and the origin and destination of the transport are written on the back of the possession tag, the site tag, or a separate tag the licensee provides.
- All deer in transport must be readily accessible for inspection by DNR conservation officers.
- The head of a deer must remain attached to the carcass until the deer is registered. Skin and entrails may be removed before registration. Deer may be quartered before being registered, but the animal’s head must remain attached to one of the quarters.

Statewide bag limits for deer

Although hunters can buy archery, firearm and muzzleloader licenses, the bag limits may not allow all 3 tags to be filled in a single deer area. It is the hunter’s responsibility to know the bag limit for the areas they hunt. The statewide bag limit for deer is 5. Deer harvested during the early antlerless season and the late CWD season do

Continued on next page

Statewide bag limits for deer *continued...*

not count toward the statewide bag limit. The statewide bag limit for legal bucks is 1, except in deer permit areas 643, 645, 646, 647, 648, 649, and 655, see page 76. Deer harvested in special hunts do not contribute to the bag limit within the surrounding deer permit area; however, they do contribute to the statewide limit.

Landowner Licensee—Landowner licensees may take 1 antlerless deer in addition to the statewide bag limit for either-sex, 2-deer limit, 3-deer limit, or 5-deer limit permit areas.

Application for antlerless permits in antlerless lottery deer areas

The bag limit in antlerless lottery areas for firearms and muzzleloader hunters is 1 deer, which must be a legal buck unless hunters apply for and receive an antlerless permit in the lottery. The permit gives hunters the choice of taking either a legal buck or an antlerless deer. Those exempt from the lottery include:

- Residents of Minnesota State Veterans' Homes
- Residents age 84 and older
- Youth under age 18
- Hunters who have a permit to shoot deer from a stationary vehicle.
- Exceptions for military personnel and veterans with disabilities are on page 14.

Only hunters authorized above may shoot and tag the antlerless deer in an antlerless permit lottery area.

A hunter can apply using both a firearm and muzzleloader license; but may only enter 1 lottery per license. **The application deadline is Thursday, September 5.** All hunters who purchase a firearms or muzzleloader license, and declare an antlerless permit lottery area by September 5 will be automatically entered into the lottery for an antlerless permit.

- Successful applicants will receive a postcard in the mail authorizing them to take an antlerless deer using their regular license in that antlerless permit lottery area. The authorization will be valid for both the firearm and muzzleloader season; however, you must still have a valid license for that season.
- Antlerless permit lottery winners may take antlerless deer only in the area specified on the permit, but they may hunt deer anywhere during the season indicated on the license.
- Information regarding permit allocations is on pages 71 and 72.
- Leftover antlerless deer permits will be available first come, first served beginning at 5 p.m. on October 2. Leftover permits are available to any hunter who has a valid license but has not been selected. Hunters may obtain only 1 antlerless lottery permit.
- Permits are allocated in proportion to the license types in the lottery. For example, if 100 antlerless deer permits are allocated and 25% of the applicants are muzzleloader hunters then 25% of the permits will go towards the muzzleloader season. This has the benefit of having muzzleloader-only hunters compete with other muzzleloader-only hunters. They will not compete with firearm hunters who likely have more preference points.

Deer Permit Area Management Designations

Designation	Bag limit	Can I take an antlerless deer?	Can I use a bonus permit to take an antlerless deer?	If I am successful, can I take another deer in a different permit area?
Bucks-only	1 deer, regardless of license type. Only 1 legal buck may be taken.	No, unless you are a resident of a Minnesota State Veterans' Home or age 84 or older. The bucks only designation also applies to archery.	No	<p>If a deer is taken in a bucks only, antlerless permit lottery or either-sex area during any regular season, additional deer may only be taken in 2, 3, or 5-deer areas. Once a hunter reaches the bag limit for the DPA designation they are hunting, they would need to move to a different DPA designation to harvest additional deer. Hunters may also move from a higher bag limit designation to a lower bag limit designation if the DPA level bag limit designations are reached. The statewide bag limit for regular seasons is 5 deer. Additional deer may also be taken during the early antlerless and late CWD and some special hunts.</p>
Antlerless permit lottery	1 deer, regardless of license type. Only 1 legal buck may be taken.	No, unless you obtain an antlerless permit by lottery or are a resident who is also: a veteran who is 100% disabled, or on military leave or discharged from service outside the country in the past 24 months or living in a Minnesota State Veterans' Home or under 18 or 84 or older or possess a permit to shoot from a stationary vehicle. Youth and hunters with disabilities must personally take antlerless deer they tag. Archery hunters may take 1 either-sex deer in antlerless permit lottery areas.	No	
Either-sex	1 deer, regardless of license type. Only 1 legal buck may be taken.	Yes	No	
2-deer limit	2 deer, only 1 legal buck may be taken.	Yes	Yes. Disease management permits may be used in DPA 604 and 644.	
3-deer limit	3 deer, only 1 legal buck may be taken.	Yes	Yes. Disease management permits may be used in DPAs 642, 655 and 661.	
5-deer limit	5 deer, only 1 legal buck may be taken, except in selected areas (page 76).	Yes	Yes. In 600-series DPAs disease management permits may be used.	

Bag Limits by Deer Permit Area Designation

Deer Permit Areas	Bag Limit Designation	Deer Permit Areas	Bag Limit Designation
101	Either-sex	209	3-deer limit
104	Lottery	210	Either-sex
105	2-deer limit	213	3-deer limit
107	Lottery	214	3-deer limit
109	Lottery	215	3-deer limit
110	Lottery	218	3-deer limit
111	Bucks only	219	3-deer limit
114	Either-sex	221	3-deer limit
117	Either-sex	222	3-deer limit
118	Bucks only	223	3-deer limit
119	Bucks only	224	2-deer limit
126	Bucks only	225	3-deer limit
130	Bucks only	227	3-deer limit
131	Bucks only	229	3-deer limit
132	Bucks only	230	2-deer limit
133	Lottery	232	3-deer limit
152	Either-sex	233	3-deer limit
155	Lottery	234	Lottery
156	Lottery	235	Lottery
157	Either-sex	236	3-deer limit
159	Lottery	237	Lottery
169	Bucks only	238	Lottery
171	Lottery	239	2-deer limit
172	Lottery	240	3-deer limit
173	Lottery	241	2-deer limit
176	Bucks only	246	Lottery
177	Lottery	248	2-deer limit
178	Lottery	249	2-deer limit
181	Lottery	250	Lottery
182	3-deer limit	251	Lottery
183	Lottery	252	Either-sex
197	Lottery	253	Either-sex
199	Bucks only	254	3-deer limit
201	2-deer limit	255	3-deer limit
203	Bucks only	256	2-deer limit
208	Either-sex	257	2-deer limit

Continued on next page

Deer Permit Areas	Bag Limit Designation
258	Lottery
259	Lottery
260	Either-sex
262	2-deer limit
263	Either-sex
264	3-deer limit
265	2-deer limit
266	Lottery
267	2-deer limit
268	2-deer limit
269	Lottery
270	Lottery
271	Either-sex
272	Lottery
273	Either-sex
274	Lottery
275	Lottery
277	3-deer limit
278	Lottery
279	Either-sex
280	Lottery
281	2-deer limit
282	Lottery
283	Either-sex
284	Lottery
285	2-deer limit
286	Lottery
287	Either-sex
288	Lottery
289	2-deer limit
290	2-deer limit
291	Either-sex
292	3-deer limit
293	3-deer limit
294	Lottery
295	Lottery

Deer Permit Areas	Bag Limit Designation
296	Either-sex
297	Lottery
298	Lottery
299	2-deer limit
338	2-deer limit
341	3-deer limit
604	2-deer limit
605	5-deer limit
642	3-deer limit
643	5-deer limit
644	2-deer limit
645	5-deer limit
646	5-deer limit
647	5-deer limit
648	5-deer limit
649	5-deer limit
655	3-deer limit
661	3-deer limit
679	Either-sex
684	Either-sex
701	5-deer limit

How hunters are selected for antlerless permits and special hunts

If permit applications exceed the number of permits available, computerized drawings will be used to issue permits.

- Drawings for antlerless deer or special area permits are based on a preference system. You accumulate preference by applying without getting drawn. Applicants receiving an antlerless deer or special hunt area permit lose their accrued preference.
- Preference is not affected by applying for a different area than the year before or by not applying for 1 or more years.
- Preference for group applications is based on the member with the fewest points.
- Only successful applicants will be notified.
- Information about the drawings and individual applications is available by the end of September. Check the DNR website (mndnr.gov) to view results.

Bonus and disease management permits

Bonus and disease management permits are available to archery, firearms, and muzzleloader hunters to take antlerless deer in designated areas.

- Bonus permits may only be used in 2-deer, 3-deer, and 5-deer limit areas, and almost all special hunts. Bonus permits may not be used in bucks-only, antlerless permit lottery, or either-sex deer areas. Unless otherwise specified, bonus permits may not be used to tag legal bucks.
- Disease management permits may only be used in the following 600-series deer permit areas: 604, 605, 642, 643, 644, 645, 646, 647, 648, 649, 655, and 661 as well as special hunts within DPAs 679 and 684 where the harvest of more than 1 deer is allowed. Permits are available for \$2.50.
- Hunters must have the appropriate regular license for the area, season, and method they are using before purchasing bonus or disease management permits.
- Once purchased, bonus and disease management permits may be used with other season licenses. For example, a hunter who purchases a bonus permit with their archery license may use that bonus permit to tag an antlerless deer during firearms deer season if they purchased a firearms deer license.
- Bonus and disease management permits purchased after the start of shooting hours are valid the next day.
- A venison donation program is available for hunters that wish to donate harvested deer, page 87.

Landowner deer license

This free license allows the taking of 1 additional antlerless deer in either-sex, 2-deer limit, 3-deer limit, and 5-deer limit permit areas for a resident owner, tenant, or nonresident owner of at least 80 acres of agricultural or grazing land. Landowner licenses are valid during any open season; however, the landowner must use the appropriate weapon for that season. This license allows the taking of 1 additional antlerless deer per farm. A person may receive only 1 landowner deer license per year. For land with co-owners or co-tenants, only 1 co-owner or co-tenant may receive a landowner deer license per year. The license is valid only on the land owned or leased for agricultural purposes by the license holder within the deer area where the qualifying land is located. The license holder may give the license to a spouse or

Continued on next page

dependent. A license issued under this provision does not affect the license-holder's eligibility to purchase additional deer licenses or permits. A landowner deer license can be used to purchase bonus permits where they are valid. Landowners who obtain this license must allow public deer hunting on their land during the deer hunting season, except for the first Saturday and Sunday of the season. Hunters must obtain permission, and it is up to the landowner how much public hunting is appropriate.

Chronic Wasting Disease

Chronic wasting disease (CWD) affects deer, caribou, reindeer, elk and moose. Clinical signs of the disease include drooping head or ears, incoordination, poor body condition, increased salivation, and excessive thirst or urination. The disease can incubate in deer or other cervids for 1½ to 3 years before showing any of these clinical symptoms, but cervids can still spread disease during this time. CWD is always fatal. In Minnesota, the disease has been detected on several deer and elk farms since 2002 and in wild deer since 2010. The DNR uses special CWD zones to contain and test for the disease where it has been found in wild deer and cervid facilities. For more information about CWD and surveillance efforts, visit the website at mndnr.gov/cwd.

***NEW—CWD sample submission is mandatory in all CWD zones during the opening weekend of the firearms A season (November 9 - 10)**

In CWD management and surveillance zones, hunters must provide a sample from deer 1 year or older within 24 hours of harvest during the opening weekend of the firearms A season. Sampling stations, either staffed or self-service, will be available in both zones.

Carcass movement restrictions are in effect for CWD management zones (all 600-series DPAs) during all seasons. Whole carcasses of all deer including fawns cannot leave these zones until a “not detected” test result is received. More about carcass movement restrictions can be found on page 78.

Sampling information during opening weekend

- Deer should be registered before sampling. Deer will not be registered as part of the sampling process. The hunter must register by telephone, internet, or walk-in registration.
- Staffed sampling stations will be available from 9 a.m. to 7 p.m. on Saturday, Sunday and Monday following the opening weekend of the firearms A season. A list of stations is found on pages 79-84 and online at mndnr.gov/deerhunt.
- Self-service sampling stations are available during the entire firearms season within CWD management zones. Details are on pages 79-83.
- Hunters must comply with carcass movement restrictions for their deer permit area when choosing a sampling station. Find more about carcass movement restrictions in the table on page 78 and on the back of the 2024 Deer Season Area Map.

Continued on next page

Sampling information during opening weekend *continued...*

- Self-service sampling information:
 - › Self-service sampling stations are available 24 hours a day. A list of stations is found on pages 79-84 and online at mndnr.gov/cwd.
 - › If hunters plan to use a self-service sampling station, it is recommended they remove the deer head prior to arriving at the station; however, equipment for removing the head will be available at each station. Deer heads submitted at a self-service sampling station will not be returned to hunters, so hunters who wish to keep antlers must remove them prior to submitting the head. Providing deer heads with the antlers or skull plate removed does not affect CWD sampling.
 - › To provide a sample, hunters must completely fill out the larger portion of the provided tag and attach it to the deer head. The perforated stub should be retained to check test results and identify individual deer. Maps will be provided at each station so hunters can locate their deer permit area and the township, range and section where the deer was harvested. Providing GPS coordinates in latitude/longitude is also an option.
- Test results will be available online at mndnr.gov/deerhunt. The time it takes to receive test results will vary depending on testing volume at the diagnostic lab.
- Hunters should process deer as normal and keep processed deer separate and identifiable from other deer until test results are received. Freezing your deer meat is recommended while awaiting a result.
- If a hunter harvests a trophy deer, or would like to retain the head for any reason, they must still submit a sample. The hunter should contact a partnering taxidermist (more information on the partner sampling program is on page 77). Taxidermists will likely charge a fee to cape the deer. Hunters may also collect their own sample by following the instructional video provided on the DNR website, and then place the sample in a plastic baggie and fill out a sample identification tag at a self-service sampling station. Carcass movement restrictions still apply.
- Hunters who participate in the mail-in sampling kit program to meet mandatory requirements on November 9 - 10 must obtain their kit before opening weekend. Samples collected through this program must be submitted by mail and postmarked within 72 hours of harvest. More information on the mail-in sampling kit is available on page 77.

CWD management zone (DPAs 604, 605, *NEW 642, 643, 644, 645, 646, 647, 648, 649, 655, 661, 679, 684)

The CWD management zone (600-series DPAs) was designated due to the detection of CWD in wild deer. The management zone is DPAs 604, 605, 642, 643, 644, 645, 646, 647, 648, 649, 655, 661, 679 and 684. In this zone, sample submission is mandatory during the opening weekend of the firearms A season. If a hunter harvests a deer from one of these areas outside of the mandatory sampling on opening weekend of firearms and would like to have it tested, self-service sampling stations are available during the rest of the firearms deer season. During the archery and muzzleloader seasons, hunters may voluntarily submit a sample through the partner sampling program, mail-in sampling kit program, or by appointment at their local wildlife office. More information about the partner-sampling program and mail-in sampling kit can be found on page 77.

Continued on next page

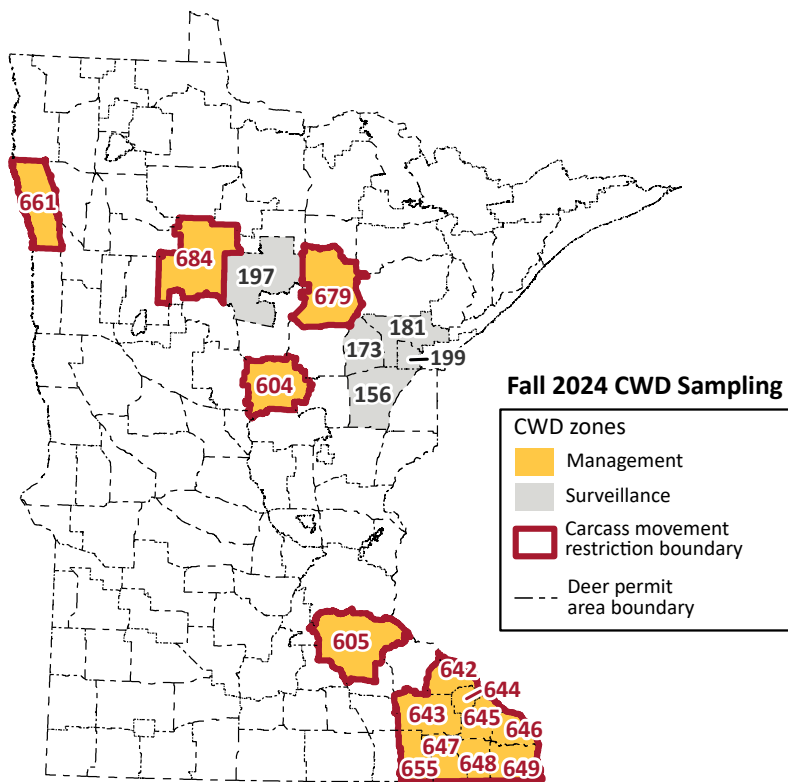
In the CWD management zone, the following hunting regulations apply:

- Deer permit area (DPA) bag limits apply, please see pages 71 and 72 for deer limit by DPA.
- Carcass movement restrictions apply during all seasons for all deer including fawns. Any whole carcass cannot leave the zone, until a “not detected” test result is received; for exceptions, see page 78.
- Hunters may use either a Statewide (A) or a Late Southeast (B) license during any firearms season and may purchase disease management permits for \$2.50 each to take antlerless deer in areas where the bag limit allows more than 1 deer to be taken.
- DPAs 605, 642, 643, 645, 646, 647, 648, and 649 are open during the late CWD season December 20 - 22, 2024. Special regulations apply, page 90.
- In DPAs 604, 605, 642, 644, 661, 679 and 684, hunters must comply with the statewide buck limit of 1 per year.
- In DPAs 643, 645, 646, 647, 648, 649, and 655 hunters may harvest up to 3 legal bucks per year. Hunters can take 1 buck under an archery license, 1 buck under a firearms license, and 1 buck under a muzzleloader license. Bucks taken in these DPAs do not count toward the statewide 1 buck limit, but do count toward the license limit and the DPA limit. For example, a hunter can take 1 buck with a firearms license in DPA 643 and another buck with a muzzleloader license in DPA 171.

CWD surveillance zone (DPAs 156, 173, 181, 197, and 199)

The CWD surveillance zone consists of areas where CWD has not been found in wild deer but are considered at risk for disease transmission due to detection of CWD in farmed deer, an adjacent DPA or state, or where surveillance is occurring for other purposes. The surveillance zone is DPAs 156, 173, 181, 197, and 199. In this zone, sampling is mandatory for all deer except fawns on opening weekend (November 9 -10). Hunters who harvest a deer from the surveillance zone outside opening weekend and want their deer tested can do so by appointment at a local wildlife office, through the partner sampling program, or with a mail-in sampling kit. More information on the partner-sampling program and mail-in sampling kit can be found on pages 77-78.

There are no carcass movement restrictions for deer harvested in this zone.



Statewide sampling opportunities

Deer hunters have opportunities to submit CWD samples from deer harvested anywhere in the state via the following methods.

Partner-sampling program

The DNR has partnered with taxidermists and others to collect samples from deer that are dropped off by hunters. These partners will remove the samples and submit them to the DNR. Additional services provided by the partner may require a fee. Test results will be posted on the DNR website. A list of partners can be found by scanning the QR code or online at: mndnr.gov/cwd/cwd-testing.html



Mail-in sampling kit program

The DNR will provide a free kit that includes instructions, all necessary forms and plastic bags to submit a sample by mail. Hunters who use this option will need to extract the lymph node sample from the deer, provide the harvest location and hunter contact information on the forms, and deliver the kit to the shipping vendor. Kits are free and may be requested by scanning the QR code or online at mndnr.gov/cwd/cwd-testing.html.



Continued on next page

A list of wildlife offices where kits may be obtained is also available online. Hunters throughout the state may use the mail-in sampling kit program, regardless of harvest location. This year, 10,000 mail-in kits will be available and distributed on a first-come first-served basis. Unused kits obtained in past years are still valid and may be used this year.

Hunters in CWD surveillance or management zones who plan to use the mail-in sampling kit option on the opening weekend of firearms deer season (November 9 -10) should obtain their kit before the weekend. Samples from deer taken on opening weekend must be postmarked within 72 hours of harvest to comply with mandatory sampling requirements.

Carcass Movement Restrictions

Carcasses are defined as the head with brain tissue and spinal column of the deer.

Where was the deer harvested?	Carcass movement restrictions	Exceptions
Outside of Minnesota	Carcasses of any deer, elk, or moose species obtained anywhere outside of Minnesota cannot be brought into the state (see exceptions). Nonresidents transporting whole or partial carcasses on a direct route through Minnesota are exempt from this restriction.	In situations where movement of carcasses is banned, the following parts can be transported into Minnesota or outside of those zones: 1) Quarters or other portions of meat with no part of the spinal column or head attached, 2) Meat that is boned out or that is cut and wrapped (either commercially or privately), 3) Hides and teeth, 4) Antlers or clean (no brain tissue attached) skull plates with antlers attached, and 5) finished taxidermy mounts.
In the CWD Management Zone (DPAs 604, 605, 642, 643, 644, 645, 646, 647, 648, 649, 655, 661, 679, 684)	Carcasses of all deer, including fawns, taken within a CWD Management Zone must remain in the zone boundary until a “not detected” test is confirmed. See exceptions for transporting directly to a licensed taxidermist.	*NEW —Heads from cervids with or without the cape and neck attached that originate from outside Minnesota may be transported into the state only if they are delivered to a licensed taxidermist within 48 hours of entering the state. *NEW —Heads from cervids with or without the cape and neck attached that are taken inside a CWD management zone may be transported outside of the CWD management zone only if they are delivered to a licensed taxidermist within 48 hours of leaving the management zone.
Anywhere in Minnesota outside of the CWD Management Zone	No carcass movement restrictions exist for deer harvested in permit areas outside the CWD Management Zone in Minnesota. This applies to the CWD Surveillance Zone.	

Complying with carcass movement restrictions

To help hunters comply with legal carcass movement restrictions within CWD management zones, the DNR will maintain dumpsters where hunters can dispose of deer carcass remains. Dumpster locations and available dates will be listed online at mndnr.gov/deerhunt.

Sampling Station Locations for the CWD Management Zone

During opening weekend of firearms season, stations listed below will be available for hunters to submit CWD samples. Stations listed as staffed will have DNR staff present to remove samples from 9 a.m. to 7 p.m. November 9 - 11. A self-service station will also be available at these staffed stations for after-hours sampling. All stations listed as self-service will have a sampling station available 24 hours each day for hunters to comply with testing requirements.

During the remaining days of the firearms deer season, hunters may submit samples at any of the stations below (staffed or self-service) by using the self-service equipment provided at each station. During any deer season, hunters may submit samples through the partner sampling program, with a mail-in sampling kit or by appointment at a DNR wildlife office.

Details about the partner sampling and mail-in sampling kit programs are on page 77.

These tables do not apply during the late CWD season. Station locations could change in each area. For the latest on station availability, visit mndnr.gov/deerhunt.

Deer Permit Area(s)	City	Station Location	Station Address	Mandatory Firearms A opener (Nov. 9 - 10)
604	Aitkin	DNR Wildlife Office	1200 Minnesota Ave S, Aitkin, MN 56431	Self-Service
604	Brainerd	DNR Wildlife Office	1601 Minnesota Dr, Brainerd, MN 56401	Staffed Checkstation
604	Crosby	Cuyuna Country SRA; Croft Mine Parking Area	23150 Minnesota Hwy 6, Crosby, MN 56441 (parking lot 250 yards east)	Staffed Checkstation
604	Emily	Emily Volunteer Fire Department	20837 County Hwy 1, Emily, MN 56447	Staffed Checkstation
604	Nisswa	East Side Public Water Access for Gull Lake	5056 Nashway Rd, Nisswa MN 56468	Staffed Checkstation
604	Pine River	Cass County Fairgrounds	525 First St N, Pine River, MN 56474	Self-Service
605	Cannon Falls	Lake Byllesby, Goodhue County Park	5001 Hwy 19, Cannon Falls, MN 55009	Staffed Checkstation
605	Faribault	Rice County Fairgrounds, behind red horse barn, enter from 2nd Ave NW or Hiawatha Pioneer Trail (State Hwy 3)	1814 2nd Ave NW, Faribault, MN 55021	Staffed Checkstation
605	Hastings	Lake Rebecca Park, first left off Lock and Dam Rd	415 Lock and Dam Rd, Hastings, MN 55033	Staffed Checkstation
605	Kenyon	Kenyon Sportsmens Club	44954 10th Ave., Kenyon, MN 55946	Staffed Checkstation
605	Lonsdale	Rice County Hwy Department Shop	110 5th Ave NW, Lonsdale, MN 55046	Staffed Checkstation
605	New Market/Lakeville	New Market Township Hall	8950 230th St E, Lakeville, MN 55044	Self-Service
605	New Prague	Skluzacek's Quality Meats	400 Main St W, New Prague, MN 56071	Staffed Checkstation

Continued on next page

Sampling Station Locations for the CWD Management Zone *continued*

Deer Permit Area(s)	City	Station Location	Station Address	Mandatory Firearms A opener (Nov. 9 - 10)
605	Northfield	Northfield Archery Range	10353 Hall Ave, Northfield, MN 55057	Self-Service
605	Rosemount	DNR Wildlife Office	15325 Babcock Ave E, Rosemount, MN 55068	Self-Service
642, 643, 644, 645, 646, 647, 648, 649, 655	Caledonia	DNR Forestry Office	805 MN-44, Caledonia, MN 55921	Staffed Checkstation
642, 643, 644, 645, 646, 647, 648, 649, 655	Chatfield	Strongwell (available Nov. 9-11 only)	1610 US - 52, Chatfield, MN 55923 (Strongwell)	Staffed Checkstation
642, 643, 644, 645, 646, 647, 648, 649, 655	Chatfield	Magnum Sports	20 Main St S, Chatfield 55923 (Magnum Sports)	Self-Service
642, 643, 644, 645, 646, 647, 648, 649, 655	Granger	North of Granger near intersection of 120th St and Kingbird Rd (319)	43.529806, -92.158889	Self-Service
642, 643, 644, 645, 646, 647, 648, 649, 655	Houston	BP Gas Station	801 E Cedar St, Houston, MN 55943	Staffed Checkstation
642, 643, 644, 645, 646, 647, 648, 649, 655	Kasson	Hardware Hank	11 4th St SE, Kasson, MN 55944	Staffed Checkstation
642, 643, 644, 645, 646, 647, 648, 649, 655	La Crescent	La Crescent Joint Public Works Facility	450 S Chestnut St, La Crescent, MN 55947	Staffed Checkstation
642, 643, 644, 645, 646, 647, 648, 649, 655	Lake City	DNR Office	1801 S Oak St, Lake City, MN 55041	Self-Service
642, 643, 644, 645, 646, 647, 648, 649, 655	Mabel	Steam Engine Days Park	90 E Alpine Ave, Mabel, MN 55954	Staffed Checkstation

Continued on next page

Sampling Station Locations for the CWD Management Zone *continued*

Deer Permit Area(s)	City	Station Location	Station Address	Mandatory Firearms A opener (Nov. 9 - 10)
642, 643, 644, 645, 646, 647, 648, 649, 655	Pine Island	Next to Dollar General and at the intersection of 1st Ave NE and County Rd 11/ Center Dr	222 E Center St, Pine Island, MN 55963	Staffed Checkstation
642, 643, 644, 645, 646, 647, 648, 649, 655	Plainview	Kreofsky Do It Best Building Supply	865 Enterprise Dr SW, Plainview, MN 55964	Staffed Checkstation
642, 643, 644, 645, 646, 647, 648, 649, 655	Preston	DNR Forestry Office	912 Houston St NW, Preston, MN 55965	Staffed Checkstation
642, 643, 644, 645, 646, 647, 648, 649, 655	Rochester	DNR Shop at Gordon Yeager WMA - Southwest Unit	2300 Silver Creek Rd NE, Rochester, MN 55906	Staffed Checkstation
642, 643, 644, 645, 646, 647, 648, 649, 655	Rushford	Pam's Corner Convenience	107 Hwy 16, Rushford, MN 55971	Staffed Checkstation
642, 643, 644, 645, 646, 647, 648, 649, 655	Spring Valley	City Lot across from Spring Valley Public Utilities	101 S Section St, Spring Valley, MN 55975	Staffed Checkstation
642, 643, 644, 645, 646, 647, 648, 649, 655	St Charles	Winona County Fairgrounds (behind A&W All American Foods)	518 W 6th St, Saint Charles, MN 55972	Staffed Checkstation
642, 643, 644, 645, 646, 647, 648, 649, 655	Stewartville	Bear Cave Park	800 10th St NW, Stewartville, MN 55976	Staffed Checkstation
642, 643, 644, 645, 646, 647, 648, 649, 655	Wabasha	Wabasha County Fairgrounds	99 Coulee Way, Wabasha, MN 55981	Staffed Checkstation
642, 643, 644, 645, 646, 647, 648, 649, 655	Whitewater WMA	Whitewater WMA Wildlife Office	15035 MN 74, Altura, MN 55910	Staffed Checkstation

Continued on next page

Sampling Station Locations for the CWD Management Zone *continued*

Deer Permit Area(s)	City	Station Location	Station Address	Mandatory Firearms A opener (Nov. 9 - 10)
642, 643, 644, 645, 646, 647, 648, 649, 655	Wilson	Riverland Trucking	29622 County Rd 12, Winona, MN 55987	Staffed Checkstation
642, 643, 644, 645, 646, 647, 648, 649, 655	Winona	Fleet Farm	920 U.S. Hwy 61, Winona, MN 55987	Staffed Checkstation
642, 643, 644, 645, 646, 647, 648, 649, 655	Zumbro Falls	Zumbro Falls City Park, SE of Main St off Railroad St	387 Water St, Zumbro Falls, MN 55991	Staffed Checkstation
661	East Grand Forks	Cabelas	210 Demers Ave NW, East Grand Forks, MN 56721	Staffed Checkstation
661	Oslo	Oslo City Red River Boat Launch	Entrance for boat access near intersection of Bridge St and 2nd Ave W, Oslo, MN 56744	Self-Service
661	Crookston	Kustom Kollision	807 Marin Ave, Crookston, MN 56716	Staffed Checkstation
661	Climax	Tronnes Farm parking area, across street from Corner Bar	101 W Broadway, Climax, MN 56523	Staffed Checkstation
679	Deer River	DNR Forestry Station	403 Division St, Deer River, MN 56636	Staffed Checkstation
679	Grand Rapids	DNR Regional Headquarters	1201 E Hwy 2, Grand Rapids, MN 55744	Staffed Checkstation
679	Hill City	Sunny's Gas Station	35558 Hwy 200 E, Hill City, MN 55748	Staffed Checkstation
679	Nashwauk	Sinclair Station	830 1st St, Nashwauk, MN 55769	Staffed Checkstation
679	Swan River	Lucky Seven One Stop	16282 U.S. Hwy 2, Swan River, MN 55784	Staffed Checkstation
679	Talmoon	Little Turtle Lake Store	49927 Hwy 6, Talmoon, MN 56637	Self-service
684	89 Bar & Grill	The 89 Bar and Grill	8083 Old Long Lake Rd NW, Bemidji, MN 56601	Self-service
684	Bagley	Cenex Station	1309 Central St W, Bagley, MN 56621	Staffed Checkstation
684	Becida	Becida Bar and Grill	13718 County 9, Becida, MN 56678	Staffed Checkstation

Continued on next page

Sampling Station Locations for the CWD Management Zone *continued*

Deer Permit Area(s)	City	Station Location	Station Address	Mandatory Firearms A opener (Nov. 9 - 10)
684	Bemidji North	Beltrami County Fairgrounds	7223 Fairgrounds Rd NW, Bemidji, MN 56601	Staffed Checkstation
684	Bemidji South	Cenex Station (Highway 2 and 71)	120 Convenience Ln SE, Bemidji, MN 56601	Staffed Checkstation
684	Blackduck	Timberline Sport 'n' Convenience	209 Summit Ave W, Blackduck, MN 56630	Staffed Checkstation
684	Itasca State Park, North Entrance	Itasca State Park - North Entrance	16879 N Entrance Dr, Shevlin, MN 56676	Staffed Checkstation
684	Lake George	Lake George Community Park	37110 U.S. Hwy 71, Lake George, MN 56458	Staffed Checkstation
684	Tenstrike	Pour Willies	122 Main St, Tenstrike, MN 56683	Self-Service

Sampling Station Locations for the CWD Surveillance Zone

During opening weekend of firearms deer season, stations listed below will be available for hunters to submit CWD samples. Stations listed as staffed will have DNR staff present to remove samples from 9 a.m. to 7 p.m. November 9 - 11. A self-service station will also be available at these staffed stations for after-hours sampling. All stations listed as self-service will have a sampling station available 24 hours each day for hunters to comply with testing requirements.

During the remaining days of the firearms season after opening weekend and during all other deer seasons, hunters may submit samples through the partner sampling program, with a mail-in sampling kit or by appointment at a DNR wildlife office.

Details about the partner sampling and mail-in sampling kit programs are on page 77.

These tables do not apply during the late CWD season. Station locations could change in each area. For the latest on station availability, visit mndnr.gov/deerhunt.

Deer Permit Area(s)	City	Station Location	Street Address	Mandatory: Firearms A opener (Nov. 9 - 10)
197	Cass Lake	Cass Lake Public Boat Access	5766 U.S. Hwy 2, Cass Lake, MN 56633	Self-Service
197	Squaw Lake	Firehall/Community Center	51272 State Hwy 46, Squaw Lake, MN 56681	Self-Service
197	Walker	U.S. Forestry Department	201 Minnesota Ave E, Walker, MN 56484	Staffed Checkstation

Continued on next page

Sampling Station Locations for the CWD Surveillance Zone *continued*

Deer Permit Area(s)	City	Station Location	Street Address	Mandatory: Firearms A opener (Nov. 9 - 10)
156, 173, 181,199	Banning	Banning Junction	60684 MN-23, Finlayson, MN 55735	Staffed Checkstation
156, 173, 181,199	Big Sandy	Sandy Lake DNR Forestry office	49928 Lake Ave, McGregor, MN 55760	Self-Service
156, 173, 181,199	Carlton	Black Bear Casino	1785 MN-210, Carlton, MN 55718	Staffed Checkstation
156, 173, 181,199	Cromwell	City Owned Gravel Parking lot	5565 MN-210, Cromwell, MN 55726	Staffed Checkstation
156, 173, 181,199	Duluth	Chalstrom's	5067 Rice Lake Rd, Duluth, MN 55803	Self-Service
156, 173, 181,199	Floodwood	Forestry Office	11809 Floodwood Rd, Floodwood, MN 55736	Self-Service
156, 173, 181,199	Independence	Park and Ride	7423 Swan Lake Rd, Saginaw, MN 55779	Self-Service
156, 173, 181,199	McGrath	Forestry Office	16082 MN-65, McGrath, MN 56350	Staffed Checkstation
156, 173, 181,199	McGregor	Fireside Inn	415 Meadow Dr, McGregor, MN 55760	Staffed Checkstation
156, 173, 181,199	Meadowlands	St. Louis County Public Works	9967 Hwy 133, Meadowlands, MN 55765	Self-Service
156, 173, 181,199	Moose Lake	Moose Lake State Park	4252 County Rd 137, Moose Lake, MN 55767	Staffed Checkstation
156, 173, 181,199	Saginaw	Weight Station (MNDOT)	7426 US-2, Saginaw, MN 55779	Staffed Checkstation

MIGRATORY BIRD HUNTERS: PROTECT THE GAME, DON'T SKIP HIP

The Harvest Information Program (HIP) is a legally required certification for migratory bird hunters that helps biologists manage migratory birds.



Migratory game birds include ducks, geese, brant, swans, doves, band-tailed pigeons, cranes, rails, coots, gallinules, woodcock, and snipe.



fws.gov

FAW_0137_24

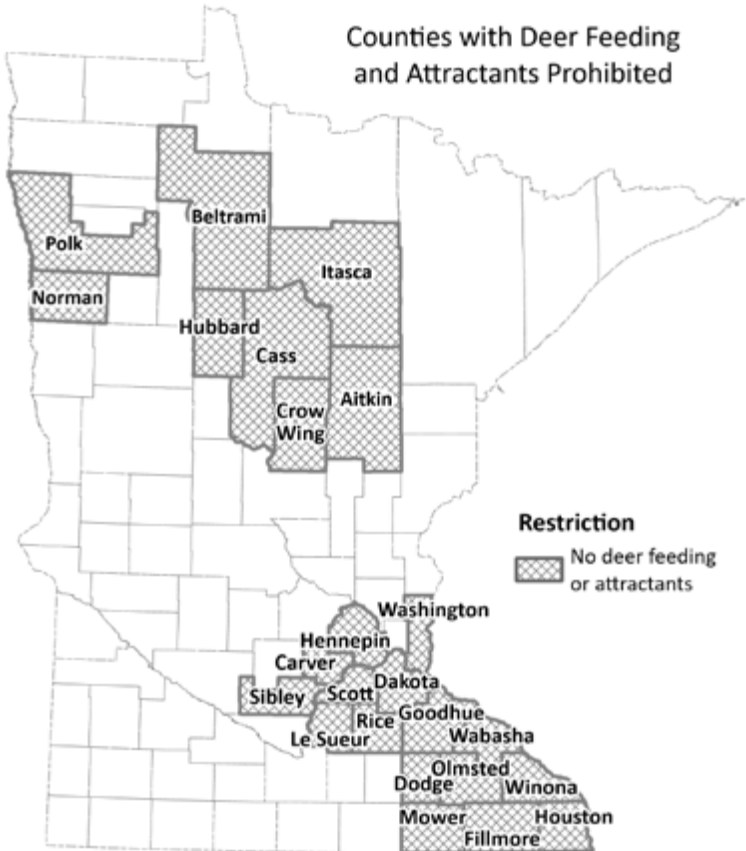
Deer Feeding Ban

Feeding deer increases the risk of disease transmission. Deer feeding includes placement or distribution of grains, fruits, vegetables, nuts, hay and other food that is capable of attracting or enticing deer. Hunting deer with the use of bait is illegal statewide. Information on the difference between deer feeding and baiting can be found on page 64.

Deer attractants are natural or manufactured products that are capable of attracting or enticing deer, including salt, minerals, and any product that contains or claims to contain cervid urine (example “doe in heat”), blood, gland oil, feces, or other bodily fluid.

Deer feeding and deer attractants are prohibited in the following counties: Aitkin, Beltrami, Carver, Cass, Crow Wing, Dakota, Dodge, Fillmore, Goodhue, Hennepin, Houston, Hubbard, Itasca, Le Sueur, Mower, Norman, Olmsted, Polk, Rice, Scott, Sibley, Wabasha, Washington, and Winona.

For more information about CWD visit the DNR’s website at mndnr.gov/cwd.



Deer—Archery

Season dates

September 14 - December 31

Regular archery license: except in bucks-only permit areas, a regular archery license is valid for an either-sex deer statewide in any open area.

Open areas: Archery hunters can hunt permit areas statewide except in Itasca State Park (deer permit area 287).

Unless authorized under the Minnesota Personal Protection Act, a person may not possess a firearm while bow hunting for deer.

Blaze clothing October 17 - 20

Blaze orange/pink clothing is required during this time. Firearms deer hunting is allowed statewide for the youth deer season and in specific areas for the early antlerless deer season.

Bag limit and permit area reminder

Check the management designations and associated bag limits for your permit area on pages 71 and 72 and online mndnr.gov/hunting/deer/map.html. If you hunt in an antlerless permit lottery, either-sex, 2-deer limit, 3-deer limit, or 5-deer limit permit area, your archery license is valid for an either-sex deer. Bonus permits may only be used to take antlerless deer in 2-deer limit, 3-deer limit, and 5-deer limit areas, and during the early antlerless season where it is open. Disease management permits may be used in the 600-series permit areas (except DPAs 679 and 684) and special hunts listed on page 74, where they are valid. Details are on page 75.

Bucks-only areas

Except for residents age 84 and older, no antlerless deer may be taken with an archery license in a bucks-only deer area. An archery license is only valid for legal bucks in these areas.

Crossbows

See page 61 for information about hunting big game with a crossbow.

Venison donation program

The venison donation program allows hunters to donate deer that they have shot for distribution to food shelves at no cost to the hunter. Drop off a deer at any of the participating processors posted on the DNR website. Processing fees are paid from a \$1 fee collected from the sale of bonus permits. The DNR and the Minnesota Department of Agriculture fully support deer hunting and the venison donation program. Venison is a healthy source of high-quality protein. Lead contamination can be avoided by using non-toxic ammunition or reduced by using ammunition with high weight retention, such as bonded bullets, and by placing shots in vital areas, away from major muscle groups and liberally trimming meat around the wound channels.

Deer—Early Antlerless Season

Season dates	October 17 - 20
Open areas early antlerless season	Permit areas 214, 215, 218, 219, 221, 222, 223, 225, 227, 229, 236, 341, 605, 642, 643, 645, 646, 647, 648, 649, 661, and 701.

Hunters must hunt in an open deer permit area listed above and your deer license must match the weapon you plan to use during the season. Hunters are not required to obtain an early-antlerless permit to participate if you use:

- Firearms → Firearm deer license
- Archery equipment → Archery deer license
- Muzzleloader → Muzzleloader deer license
- Crossbow → Firearm or archery deer license

The bag limit is 3 antlerless deer, which is in addition to the statewide bag limit and the deer permit area bag limit. You may need to purchase additional licenses if you plan to harvest more than 1 antlerless deer or if you want to save your parent license to tag a legal buck during a later season.

The following may be used to fill the bag limit:

- Early antlerless permits (\$8.50 residents) can only be used during the early-antlerless season or late CWD season.
- Bonus permits (\$18 residents) are valid during all other seasons if not filled during early antlerless season.
- Disease management permits (\$2.50) can only be used in the 600-series permit areas and special hunts listed on page 76, where they are valid. They can be used during other seasons if not filled during early antlerless season.
- Any combination of permits in any order can be used. For example, you can purchase your firearms deer license + 1 early antlerless permit + 1 bonus permit and tag all 3 antlerless deer with those licenses/permits.

The Whitewater State Game Refuge in Winona County and the surrounding deer permit area (DPA 644) are not open during the early-antlerless season. The refuge is open only to youth participating in the Youth Deer Season.

A venison donation program is available for hunters that wish to donate harvested deer, see page 87.

Deer—Youth Season

Season dates	October 17 - 20
Open areas	Statewide, except Itasca State Park.

Youth may take 1 deer during the Youth Deer Season, statewide. Antlerless deer may be taken in any deer permit area that is not designated as Bucks-only. Legal bucks may be taken statewide, but will apply to the statewide bag limit of 1 legal buck. More information on the youth deer season can be found on page 37.

Deer—Firearms

- Seasons and dates are on page 63.
- Next year's firearms deer opener is November 8, 2025.

Regular firearms license

There are 2 types of regular firearms deer licenses:

- Statewide (A) season licenses are valid in any area that opens November 9. Hunters are not obligated to stay in any one zone. For example, a person can hunt in deer permit area 341 (9-day season) opening weekend, move to deer area 235 (9-day season) the second weekend, and finish up in 172 (16-day season) on the last weekend.
- Late southeast (B) licenses are valid in DPAs 338 and 341. They are also valid in deer permit areas open for the early antlerless season and any CWD management zone (600 series) during an open firearms season.
- The hunter's season choice (A or B) is printed on the license.
- Hunters may use any of the following licenses during the firearms season in the metro deer management zone (701): statewide (A) firearms license, late southeast (B) firearms license or a muzzleloader license.
- Hunters may use either a statewide (A) or a late southeast (B) firearms deer license during the firearms deer season in any 600-series area.
- A regular firearms license is valid for either a legal buck or antlerless deer in any either-sex, 2-deer limit, 3-deer limit, or 5-deer limit area or in an antlerless permit lottery area if successful in the lottery. If unsuccessful in the lottery, the firearms license is only valid for a legal buck in antlerless permit lottery areas.
- The youth firearm license may be used in the youth deer season, the statewide (A), and late southeast (B) seasons.

Rifle/shotgun boundary

In the shotgun zone (see the 2024 Deer Season Area Map), deer hunters may use only legal shotguns loaded with single-slug shotgun shells, legal muzzleloading long guns, or legal handguns.

How to buy a firearms deer license

- Choose either the statewide (A) or late southeast (B) season option. The option will be printed on your license; then
- Tell the agent which deer area you hunt most often or if applying for a lottery, which deer permit area you plan to hunt. This is collected for information or application purposes and will not print on the license. You are not obligated to stay in the area you say you hunt most often.
- Regular Firearms License (Both statewide (A) and late southeast (B) license are valid in 600-series and 701 deer permit areas.)

Option 1: Statewide (A), valid in areas:

100 Series: Nov. 9 - 24

200 Series: Nov. 9 - 17

300 Series: Nov. 9 - 17

OR

Option 2: Late Southeast (B) Season:

300 Series: Nov. 23 - Dec. 1

Deer—Muzzleloader

Season dates

November 30 - December 15, statewide

Regular muzzleloader license: any hunter can buy a muzzleloader license, including people who have purchased a firearm license.

- The license is valid for a legal buck or an antlerless deer in any either-sex, 2-deer limit, 3-deer limit, or 5-deer limit permit area. In antlerless permit lottery areas, you must apply and receive an antlerless permit to take an antlerless deer. If unsuccessful in the lottery, the license is only valid for a legal buck in antlerless permit lottery areas.
- The antlerless permit application deadline is Thursday, September 5.
- Bonus permits may be used to take antlerless deer in 2-deer limit, 3-deer limit, or 5-deer limit permit areas. Low-cost disease management permits may be used in place of bonus permits in the 600-series permit areas except DPAs 679 and 684, where only one deer may be taken.
- A youth muzzleloader license is required for youth to participate in the muzzleloader season.
- Muzzleloader hunters may hunt statewide where it is legal to hunt. Areas closed to firearms hunting are also closed to muzzleloader hunting.
- Any hunter may use magnifying or holographic “red dot” scopes during the muzzleloader deer season without a special permit.

Possessing muzzleloaders with other firearms

Muzzleloading firearms lawful for the taking of deer may be possessed only by persons with a valid license to take deer by muzzleloader. While muzzleloader hunting, a person may not possess a firearm other than the following: an unloaded firearm in a case or closed trunk of a motor vehicle, a shotgun and shells containing No. 4 buckshot or smaller, a handgun or rifle capable of firing only rimfire cartridges of .17 or .22 caliber, including .22 magnum or handguns by persons authorized under the Minnesota Personal Protection Act.

Deer—Late CWD Season

Season dates

December 20 - 22

Open areas

DPAs 605, 642, 643, 645, 646, 647, 648, and 649 (additional deer permit areas may be announced online this fall).

Valid license: Any unused archery, firearms, muzzleloader, or landowner license may be used. Weapons used must match the parent license but crossbows may be used with either a firearms or archery license. Landowner deer licenses may be used outside the deer area where the qualifying land is located. Disease management permits may be purchased without a parent license (archery, firearms, or muzzleloader) after the muzzleloader season ends on December 15. This opportunity is only valid during the late CWD season. Unfilled bonus permits or early antlerless permits may also be used.

Continued on next page

Bag limit: The bag limit is unlimited for both antlerless deer and legal bucks. The statewide bag limits for antlerless deer and legal bucks do not apply during this hunt. During this hunt only, disease management permits are valid for taking both legal bucks and antlerless deer. Only antlerless deer may be tagged with bonus permits or early antlerless tags.

CWD sampling: CWD sampling is mandatory for any deer 1 year or older that is harvested during the hunt. Deer must be presented or provided for sampling at a sampling station no later than 24 hours after the hunt ends. Refer to the DNR web page for sampling station locations. Hunters may also use the partner sampling program or the mail-in sampling kit program, Find more information on page 77.

Carcass movement restrictions apply. See page 78.

Public land access: In addition to Wildlife Management Areas, some State Parks, Scientific and Natural Areas, and other public lands will be open to hunting. Those with limited permits will be available on a first-come, first serve basis from license vendors beginning December 6. Permits will be available until the limit for the hunt is reached or until the Tuesday before the hunts begins (December 17), whichever occurs first. There is a limit of 1 of these special permits per hunter. The permit is required in addition to a hunting license and is no-cost. A state park pass is required for vehicles.

Public Hunting for Late CWD Season

Area	Is there a limit on hunters?	Is a permit required?	Additional information
Rushford Sand Barrens SNA	No	No	
Savage Fen SNA	No	No	Archery only
Cannon River Turtle Preserve SNA	No	No	Only portions located in DPA 605 are open
Cannon River Wilderness Area	Yes	Yes	Archery only. Owatonna Wildlife 507-414-6200; Owatonna.wildlife@state.mn.us
Forestville Mystery Cave State Park	Yes	Yes	
Pin Oak Prairie SNA	Yes	Yes	
Great River Bluffs State Park and King's and Queen's SNA	Yes	Yes	Hunt is by permit only with Great River Bluffs State Park
Minnesota Valley State Recreation Area	No	No	Archery only Carver Rapids Unit
Minnesota Valley National Wildlife Refuge	No	No	Special regulations online at fws.gov/refuge/minnesota_valley/
Vermillion Highlands WMA	NA	NA	Closed to public hunting due to scheduled special hunt
Nerstrand-Big Woods State Park and Prairie Creek Woods SNA	Yes	Yes	

Special Hunts

Application deadline for special youth hunts (page 40)	August 16
Application deadline for special firearm and muzzleloader hunts	September 5

Hunters in deer permit areas designated as antlerless permit lottery must choose between applying for an antlerless deer tag or a firearms or muzzleloader special hunt, they cannot apply for both.

Permits required for most special hunts

Special hunt permits are required to hunt deer in places where the number of hunters must be limited to control the harvest or for safety.

Special hunt permit areas are listed on pages 92-102 and on the DNR website at mndnr.gov/hunting/deer.

Those who receive a special hunt area permit may also hunt deer outside that special hunt area during the season indicated on the license. Parties of up to 4 may apply.

Information on how hunters are selected for antlerless permits and special hunts can be found on page 73.

Earn-a-buck regulations

Some special hunts have earn-a-buck regulations, which require the harvest of 1 or more antlerless deer before the hunter can take a legal buck. Details on these rules are available from the hunt administrator or online at mndnr.gov/hunting/deer.

CWD Sampling required November 9 - 10

CWD sample submission is mandatory in all CWD zones during the opening weekend of the firearms A season (November 9 - 10). This applies to deer taken in special hunts within CWD zones. Details are on page 74.

City of Baxter

The city of Baxter will hold special hunts for archery, youth firearms, early antlerless, regular firearms and muzzleloader hunters this year. The number of participants is not limited for any hunt and there is no need to apply in a lottery. To participate, hunters must obtain a permit from the city. The cumulative bag limit for the combination of these hunts is 5 deer, minus any deer harvested outside of Baxter City limits and/or in other deer management zones in the state. The statewide buck harvest maximum remains in effect at one. For example, if a hunter harvests one doe and one buck outside of Baxter City limits in deer permit area 604, that hunter would only be allowed to harvest up to three additional antlerless deer in the Baxter City limits. The archery hunt (No. 989) will be held September 14 – December 31. The youth firearms (No. 961) and early antlerless hunts (No. 955) will be held October 17-20. The regular firearms hunt will be held November 9-24 (No. 993) and the muzzleloader hunt (No. 941) will be November 30-December 15. Because the city of Baxter is located within a CWD management zone, Disease management permits may be used to harvest additional antlerless deer to your normal season license. All deer harvested within the

Continued on next page

city of Baxter boundary shall be registered with the applicable hunt number provided above. Visit the city's website for more information at baxtermn.gov/government/departments/police/hunting.

Non-toxic ammunition requirement

Hunters may only possess and use non-toxic ammunition when participating in a special hunt or disease management hunt in a Minnesota State Park or Scientific and Natural Area. Bullets, slugs, muzzleloader ammunition and other single projectiles must be made entirely of non-toxic material approved by the U.S. Fish and Wildlife Service. Non-toxic ammunition also includes copper-plated, nickel-plated, zinc-plated steel shot and other projectiles made from a non-toxic material approved by the U.S. Fish and Wildlife Service. Any projectile containing lead is prohibited, including lead ammunition plated with non-toxic material.

While participating in a special hunt or disease management hunt on these lands, a person authorized under the Minnesota Personal Protection Act may carry a pistol with lead ammunition but that ammunition may not be used to take an animal during the hunt.

Non-toxic ammunition requirements do not apply to youth special hunts in the shotgun-use area if hunters remove all parts of harvested deer, including the entrails.

Special hunts where no permit is required

Special hunts listed in the following table do not require application for a permit. They are being held to reduce deer numbers in areas where hunting is not normally allowed. Anyone may hunt deer as specified in these areas without a special permit. No other species of wild animal may be taken during the hunts and hunting is only allowed during the dates specified. Deer taken should be registered using the hunt number listed in the table.

Archery Special Hunts Where no Permit is Required

Area name	Hunt No.	No. of participants	Dates	Bag limit	Hunt type	Additional information
City of Jackson	928	Unlimited	Sept. 14- Dec. 31	2	Antler- less only	Shawn Haken; 507-847- 4420; shawn.haken@ co.jackson.mn.us
Minnesota Valley State Recreation Area- Carver Rapids Unit & Thompson Ferry Unit Archery	979	Unlimited	Sept. 14- Dec. 31	5	Either- sex	No additional information
Greenleaf Lake SRA	987	Unlimited	Sept. 14- Dec. 31	1	Either- sex	Kristy Rice; 320-753-0326; kristy.rice@state.mn.us

Firearms Special Hunts Where no Permit is Required

Area name	Hunt No.	No. of participants	Dates	Bag limit	Hunt type	Additional info
Schoolcraft State Park	912	Unlimited	Nov. 9-24	1	Either- sex	No additional information
City of Grand Rapids	931	Unlimited	Nov. 9-24	5	Either- sex	Mandatory CWD sampling. DNR Wildlife Office 218-328-8860
Franz Jevne State Park	105	Unlimited	Nov. 9-24	1	Either- sex	No additional information
Itasca State Park	287	Unlimited	Nov. 9-17	1	Either- sex	Louis Peterson 218-308-2290

Muzzleloader Special Hunts Where no Permit is Required

Area name	Hunt No.	No. of participants	Dates	Bag limit	Hunt type	Additional info
Itasca State Park	287	Unlimited	Nov. 30 - Dec. 15	1	Either- sex	Includes Itasca Wilderness Sanctuary. Louis Peterson 218-308-2290
City of Grand Rapids	946	Unlimited	Nov. 30- Dec. 15	5	Either- sex	Mandatory CWD sampling. DNR Wildlife Office 218-328-8860
Schoolcraft State Park	912	Unlimited	Nov. 30- Dec. 15	1	Either- sex	No additional information

How to apply for special archery deer hunts

An application for an archery special area permit must be made on a form supplied separately by each special hunt area. No other form of application will be accepted. Send your request for an application form to the hunt administrator listed for the special area where you wish to hunt or as directed. A person may apply for more than 1 archery special hunt area, but not more than once for a specific hunt. There may be restrictions regarding applications. Please read material carefully before applying.

Please refer to the website dnr.state.mn.us/hunting/deer/ for details and hunt administrator contact information. All questions related to archery special hunts should be directed to the municipality or area conducting the hunt.

Prior to submitting an application, please check with the location you are interested in hunting. Different special hunt areas have different regulations such as requiring bonus permit use, taking an antlerless deer first, written permission, and/or proficiency tests.

Any deer harvested as part of a special deer hunt should be registered using the Special Hunt Number, if assigned.

Archery Special Hunt Areas

Area name	Hunt No.	No. of participants	Dates	Bag limit	Hunt type	Additional info
Lake Tamarack Unit of the Minnesota Landscape Arboretum	895	2	Oct. 26- Nov. 10	2	Earn-a-buck	Sue Koepp; 612-301-1217; koep004@umn.edu
City of Two Harbors	896	15	Sept. 14- Dec. 31	2	Earn-a-buck	Mandatory orientation, Andy Aug; 218-310-6869; thmnbowhunt19@gmail.com , Apply by Aug. 16
City of Blue Earth	897	20	Sept. 14- Dec. 31	2	Earn-a-buck	Mandatory orientation, Tharen Haugh; 507-525-0080; thaugh@becity.org , Apply by Aug. 13, Fee \$15
City of New Ulm	976	56	Oct. 12- Dec. 31	3	Other	Dustin Fleck; 507-233-6750, Apply by Sept. 6, Fee \$20
City of Lake Benton	924	40	Sept. 14- Dec. 31	2	Earn-a-buck	Eileen Christensen; 507-368-4641 ext. 1; benton@itctel.com , Apply by Aug. 30, Fee \$15
Pin Oak Prairie Scientific and Natural Area (CWD season)	926	8	Oct. 1-Nov. 30	5	Either-sex	Don Ramsden ; 507-796-3284; donald.ramsden@state.mn.us , Apply by Aug. 29
City of Windom	970	15	Sept. 14- Dec. 31	2	Antlerless only	Devin Koppenrud; 507-831-6134; Devin.Kopperud@windompmn.com , Apply by Aug. 1, Fee \$20

Archery Special Hunt Areas *continued*

Area name	Hunt No.	No. of participants	Dates	Bag limit	Hunt type	Additional info
Carleton Game Refuge	972	40	Nov. 28- Dec. 31	5	Earn-a-buck	Apply online at carleton.edu/arboretum/visitor-information/archery-hunt/
Camp Ripley Military Reservation						Find details on page 8 for a new process to apply for archery hunting at Camp Ripley.
City of Austin and Jay C. Hormel Nature Center	973	50	Oct. 1- Dec. 31	3	Earn-a-buck	Mandatory orientation, Luke Reese; 507-433-1881; luke.reese@hormelnaturecenter.org , Apply by Sept. 13, Fee \$25
City of Warroad	974	10	Sept. 14- Dec. 31	5	Either-sex	Wade Steinbring; 218-386-2053; PoliceChief@warroadmn.org , Apply by Sept. 5
Vermillion Highlands Research, Recreation and Wildlife Management Area	975	60	Sept. 14- Nov. 1	3	Other	Mandatory orientation, Tim Pharis; 651-322-4643; tim.pharis@state.mn.us , Apply by Aug. 9
City of Red Wing	977	Unlimited	Sept. 14- Dec. 31	5	Other	Patrick Ramaker; 651-385-3674; patrick.ramaker@ci.red-wing.mn.us , Fee \$20
City of Redwood Falls	978	20	Sept. 14- Dec. 31	3	Other	Paul Parsons; 507-616-7400; buknrut@yahoo.com , Fee \$20
City of Duluth	980	400	Sept. 14- Dec. 31	3	Either-sex	Mandatory orientation, Arrowhead Bowhunters Alliance; infoduluthhunt@gmail.com , Apply by Jun. 30, Fee \$25
City of Mankato	981	40	Sept. 14- Dec. 31	5	Earn-a-buck	Mandatory orientation, Justin Lundborg; 507-387-8397; jlundborg@mankatomn.gov , Apply by Aug. 1, Fee \$15
City of Granite Falls	982	10	Sept. 14- Dec. 31	1	Antlerless only	Mike Thull; 320-564-2129; Mthull@granitefallspolice.com , Apply by Sept. 1
City of Ortonville	983	30	Sept. 14- Dec. 31	5	Earn-a-buck	Jason Mork, Big Stone County Deputy Sheriff; 320-839-3428; finance@cityofortonville.org , Fee \$20

Continued on next page

Archery Special Hunt Areas *continued*

Area name	Hunt No.	No. of participants	Dates	Bag limit	Hunt type	Additional info
City of Canby	984	20	Sept. 14- Dec. 31	2	Antlerless only	Brock Smith; 507-828-8192; Brocksmith1825@gmail.com , Apply by Sept. 6, Fee \$5
City of Bemidji (West)	985	22	Sept. 14- Dec. 31	5	Either-sex	Rachelle Barckholtz; 218-759-3575; rachelle.barckholtz@ci.bemidji.mn.us , Apply by Aug. 2, Fee \$10
City of Bemidji (NE)	985	22	Sept. 14- Dec. 31	5	Either-sex	Rachelle Barckholtz; 218-759-3575; rachelle.barckholtz@ci.bemidji.mn.us , Apply by Aug. 2, Fee \$10
Bemidji Regional Airport	986	20	Sept. 14- Dec. 31	5	Either-sex	Rachelle Barckholtz; 218-759-3575; rachelle.barckholtz@ci.bemidji.mn.us , Apply by Aug. 2, Fee \$10
City of Owatonna	990	34	Oct. 20- Nov. 17; Nov. 18- Dec. 15	5	Earn-a-buck	Mandatory orientation, Mary Jo Knudson; 507-774-7364; maryjo.knudson@ci.owatonna.mn.us , Apply by Sept. 6, Fee \$20
City of Hallock	992	5 per hunt	Sept. 14- Oct. 18 Oct. 19- Nov. 22 Nov. 23- Dec. 31	2	Antlerless only	Mike Docken, Police Chief; 218-843-3434; mdocken@so.co.kittson.mn.us
City of Grand Rapids	995	Unlimited	Sept. 14- Dec. 31	5	Either-sex	Permit required from City Police Dept. Mandatory CWD sampling. DNR Wildlife Office 218-328-8860
City of East Grand Forks	996	10	Nov. 15-24	1	Other	Mandatory orientation, Police Chief Michael Hedlund; 218-773-1104; mhedlund@egf.mn , Apply by Sept. 15, Fee \$20
City of Red Lake Falls	998	10	Sept. 14- Dec. 31	1	Antlerless only	Brad Johnson; 218-253-2996; bjohnson@sheriff.co.red-lake.mn.us , Apply by Sept. 1
City of Baxter						Find details on page 92

How to apply for special firearm deer hunts

Firearms and muzzleloader hunters must apply for special lottery hunts by purchasing their deer license by Thursday, September 5. Hunters will need to provide the special hunt number at the time of purchase. Special hunt numbers are listed in the tables on the following pages. Hunters can only apply for 1 special hunt area or antlerless lottery per weapon type and applications cannot be made after the September 5 deadline. Deer harvested in a special hunt area should use the special hunt number when registering their deer.

The complete list of special firearm deer hunts including updates and corrections is available online at mndnr.gov/deer. This online list includes additional hunt details including contact information. Bonus permits may be used to tag deer in special hunts where antlerless deer may be taken. Any deer harvested as part of a special deer hunt should be registered using the special hunt number, if assigned. Secondly, hunters should use the surrounding Deer Permit Area number.

Firearm Special Hunt Areas

Use Hunt Number to apply for and register deer taken in these hunts.

Area name	Hunt No.	No. of participants	Dates	Bag limit	Hunt type	Additional info
Cascade River State Park	900	45	Nov. 9-24	1	Either-sex	Butterwort Cliffs SNA not included in hunt
Rice Lake National Wildlife Refuge	901	40	Nov. 16-24	1	Either-sex	Walt Ford; 218-768-2402 ext. 100; walt_ford@fws.gov
St. Croix State Park	902	250	Nov. 21-24	1	Either-sex	No additional information
Lake Louise State Park	903	25	Nov. 16-17	3	Earn-a-buck	No additional information
Gooseberry Falls State Park	904	25	Nov. 9-24	1	Either-sex	No additional information
Split Rock Lighthouse State Park	905	15	Nov. 9-24	1	Either-sex	No additional information
Tettegouche State Park	906	25	Nov. 9-24	1	Either-sex	No additional information
Hayes Lake State Park	908	50	Nov. 9-24	2	Either-sex	No additional information
Lake Bemidji State Park	909	30	Nov. 9-12	2	Either-sex	No additional information
Zippel Bay State Park	910	75	Nov. 9-24	3	Earn-a-buck	No additional information
Judge C.R. Magney State Park	911	25	Nov. 9-24	1	Either-sex	No additional information
Lake Carlos State Park	913	20	Nov. 9-12	1	Antlerless only	No additional information

Continued on next page

Firearm Special Hunt Areas *continued*

Area name	Hunt No.	No. of participants	Dates	Bag limit	Hunt type	Additional info
William O'Brien State Park	914	50	Nov. 16-17	2	Either-sex	No additional information
Lake Bronson State Park	915	25	Nov. 9-17	2	Earn-a-buck	No additional information
Maplewood State Park	916	100	Nov. 9-12	2	Either-sex	No additional information
Miesville Ravine Park Reserve	917	40	Nov. 9-17	5	Either-sex	Mandatory orientation, Scott Hagen; 952-891-7983; scott.hagen@co.dakota.mn.us
Glacial Lakes State Park	919	20	Nov. 14-17	1	Antlerless only	No additional information
Wild River State Park	920	75	Nov. 9-10	2	Either-sex	No additional information
Zumbro Falls Woods Scientific and Natural Area	921	12	Nov. 9-17	3	Either-sex	No additional information
Old Mill State Park	922	10	Nov. 9-10	1	Either-sex	No additional information
Zumbro Falls Woods Scientific and Natural Area	923	12	Nov. 23-Dec. 1	3	Either-sex	No additional information
Vermillion Highlands Research, Recreation and Wildlife Management Area	925	20	Nov. 9-22	3	Other	Mandatory orientation, Tim Pharis; 651-322-4643; tim.pharis@state.mn.us
Whitewater State Park	927	50	Nov. 16-17	3	Either-sex	No additional information
Forestville Mystery Cave State Park	933	75	Nov. 9-10	3	Either-sex	No additional information
Whitewater State Game Refuge	934	100	Nov. 23-Dec. 1	2	Antlerless only	Mandatory orientation, Jaime Edwards; 507-796-3281; jaime.edwards@state.mn.us
Frontenac State Park	940	60	Nov. 23-24	3	Either-sex	No additional information
City of Baxter						Details for this hunt are on page 92

Continued on next page

Firearm Special Hunt Areas *continued*

Area name	Hunt No.	No. of participants	Dates	Bag limit	Hunt type	Additional info
Great River Bluffs State Park and King's and Queen's Bluff Scientific and Natural Area	962	50	Nov. 23-24	3	Either-sex	No additional information
Kilen Woods State Park	991	10	Dec. 21-31	2	Antlerless only	Prairie Bush Clover SNA not included in hunt

Don't litter the ground, pick up your round.

Avoid leaving spent shell casings in the forest, field or wetland—dispose of them properly whenever possible.

Muzzleloader special hunt areas

Apply wherever hunting licenses are sold by Thursday, September 5.

The following are special hunts open during the muzzleloader season. The complete list of special muzzleloader deer hunts including updates and corrections is available online at mndnr.gov/hunting/deer. Bonus permits may be used to tag deer in special hunts where antlerless deer may be taken.

Any deer harvested as part of a special deer hunt should be registered using the Special Hunt Number, if assigned. If no special hunt number is assigned, hunters may use the surrounding Deer Permit Area number.

Muzzleloader Special Hunts						
Area name	Hunt No.	No. of participants	Dates	Bag limit	Hunt type	Additional information
Sakatah Lake State Park	894	15	Nov. 30- Dec. 1	3	Antlerless only	Todd Dailey; 507-698-7851; todd.dailey@state.mn.us
Scenic State Park	907	15	Nov. 30- Dec. 15	2	Either-sex	
Beaver Creek Valley State Park	918	25	Dec. 7-8	3	Either-sex	
McCarthy Beach State Park	929	15	Nov. 30- Dec. 15	2	Either-sex	
Nerstrand Big Woods State Park and Prairie Creek Woods Scientific and Natural Area						hunt canceled
Rice Lake State Park						hunt canceled
Jay Cooke State Park and Hemlock Ravine SNA	935	75	Dec. 7-11	2	Either-sex	
Crow Wing State Park	936	25	Dec. 7-11	2	Either-sex	
Lake Vermilion - Soudan Underground Mine State Park	937	20	Nov. 30- Dec. 15	2	Either-sex	
Hayes Lake State Park	938	50	Nov. 30- Dec. 15	2	Either-sex	
Myre Big Island State Park						hunt canceled

Continued on next page

Muzzleloader Special Hunts *continued*

Area name	Hunt No.	No. of participants	Dates	Bag limit	Hunt type	Additional information
City of Baxter						Additional details on page 92
Sibley State Park	942	60	Dec. 7-8	2	Antlerless only	
Miesville Ravine Park Reserve	943	40	Dec. 7-15	5	Either-sex	Mandatory orientation, Scott Hagen; 952-891-7983; scott.hagen@co.dakota.mn.us
Vermillion Highlands Research, Recreation and Wildlife Management Area	944	20	Nov. 30- Dec. 15	3	Other	Mandatory orientation, Tim Pharis; 651-322-4643; tim.pharis@state.mn.us , Apply by Sept. 5
Lake Bemidji State Park	947	30	Dec. 6-8	2	Either-sex	
Savanna Portage State Park	948	30	Nov. 30- Dec. 8	2	Either-sex	
St. Croix State Park	949	100	Dec. 3-8	1	Either-sex	
Lake Maria State Park	960	25	Dec. 6-8	3	Earn-a-buck	
Afton State Park	964	30	Dec. 10-12	2	Antlerless only	

Bear

Start of baiting	August 16
Bear season	September 1 - October 13
Applications available for the 2025 season	April 2025
Application deadline for the 2025 season	May 2, 2025

Instructions to apply for a bear license and hunting regulations are available online at mndnr.gov/hunting/bear

Licenses

Residents and nonresidents can participate in a drawing for licenses within bear permit areas, and they may purchase a license over the counter for the no-quota area.

- Bear lottery winners must purchase their license by August 1, 2024. Unsold and any surplus licenses will then become available for purchase starting at noon on August 6, 2024.
- Bear hunters who use online or telephone options to purchase licenses should use extra care to assure their selections are correct.

Moose

There is no state moose hunting season. More information is available online at mndnr.gov/moose. Tribal moose seasons may be open in some areas.

Elk

The application deadline for the 2024 elk hunt has passed. In total, 10 licenses were issued in Kittson County.

Applications for the 2025 hunt will be taken starting in May, 2025. There is a \$4 application fee per hunter and a license for a party of up to 2 hunters costs \$287. Applications will be accepted at ELS agents statewide.

Habitat money available

The Conservation Partners Legacy Grant Program is looking for organizations to submit grant proposals to enhance, restore, or protect habitat for fish, game, and wildlife in Minnesota. Visit our web page at dnr.state.mn.us/grants/habitat/cpl/ for more information.

Waterfowl

Consult the Waterfowl Hunting Regulations Supplement available online and wherever hunting and fishing licenses are sold for full details on waterfowl seasons.

Conservation grazing on wildlife management areas—good for the resources

Conservation grazing can be an excellent grassland management tool. Planned grazing can improve plant diversity and habitat structure which benefits wildlife. Hunting is allowed when livestock are on a WMA.

In most cases livestock will be removed by mid-August. For more information see see: mndnr.gov/publications/wildlife



Wild Rice

Harvesting wild rice is open to Minnesota residents and nonresidents. All nonresident harvesters are required to be licensed. Residents under 18 do not need a license when accompanied by a licensed harvester. A person may harvest wild rice in a WMA, except where specifically closed.

Season dates, hours and regulations on equipment are available online at mndnr.gov/regulations/wildrice.

Save the wetlands

Protecting wetlands is crucial to ensuring healthy populations of ducks, pheasants, herons, and even deer. Minnesota leads the nation in protecting wetlands. Let's not lose that honor.



PUBLIC LANDS AND WILDLIFE REFUGES

State Lands

Aquatic Management Areas

The DNR Fish and Wildlife Division acquires land along lakes and streams to provide fishing opportunities and to protect critical fish habitat. These areas, known as Aquatic Management Areas (AMAs), are posted with signs to indicate allowable uses. It is always unlawful to leave personal equipment, such as tree stands, unattended on AMAs.

Wildlife Management Areas

Find a list of the newest wildlife management areas (WMAs) and additions to existing wildlife management areas on the DNR's WMA web page at: mndnr.gov/wmas, then select "New WMAs." All public land in state-owned wildlife management areas is open to the hunting of all species of protected wild animals and trapping of mammals during the established seasons found in this booklet, except as follows:

General restrictions

- **Trespass:** Portions of WMAs posted closed to trespassing may not be entered without DNR authorization.
- **Closed hours:** WMAs may not be entered or used during closed hours if posted with these restrictions at major access points, except by permit.
- **Camping:** Camping is prohibited except in designated overnight-use areas or with a permit from the wildlife manager. A vehicle, trailer or tent lawfully left overnight must be occupied or attended.
- **Alcohol:** Alcoholic beverages may not be consumed, except by persons lawfully occupying an overnight-use area.
- **Firearms and target shooting:** Target, skeet, trap, or indiscriminate shooting is prohibited. A person may not possess an uncased or loaded firearm or an uncased or strung bow, except when lawfully taking a wild animal or by permit.
- **Destruction or removal of property:** Signs, posts, fences, gates, buildings, trees, shrubs, vines, plants, or other property may not be destroyed or removed (including use of metal detectors to remove property), except as follows: Wetland vegetation may be used to build blinds on the area, and edible fruits and seeds, or decorative portions of plants may be removed for personal use. Shed antlers may be collected for personal use.
- **Garbage disposal and animal abandonment:** Disposing of or abandoning live animals, carcasses, garbage, trash, spoil, sludge, rocks, vehicles, or other debris or personal property on any WMA is prohibited.
- **Hunting, fishing and trapping equipment:** Boats, decoys, game cameras and other equipment must not be left unattended overnight, with the exception of traps in areas open to trapping, fish houses or dark houses in certain designated WMAs and legally placed drums for bear baiting.
- **Blinds and structures:** A person may not construct or maintain any building, dock, fence, billboard, sign, or other structure on any WMA, except that temporary

Continued on next page

waterfowl blinds may be erected, but may not become private property or be used to preempt hunting rights. Any materials brought into a WMA for the construction of a blind must be removed each day at the close of hunting hours.

- **Elevated stands:** A person may not construct, occupy, or use any elevated scaffold or other elevated device for the purpose of hunting, watching, or killing wild animals, except that portable stands may be used if they are removed each day at the close of hunting hours and do no permanent damage. Screw-in or clamping steps may be used if they are removed each day. Prior to the opening day of archery deer season, portable stands may be left overnight in a wildlife management area by a person with a valid bear license who is hunting within 100 yards of a bear bait site that is legally tagged and registered. The licensee's name and address, or driver's license number, or MNDNR number must be affixed to the stand in such a manner that it can be read from the ground.
- **Dogs:** Dogs are permitted on WMAs only when accompanied by or under the control of the owner. From April 16 through July 14, dogs must be on a leash. A person training a dog on a WMA may not use live ammunition or blank cartridges, including the use of blanks in dummy launchers or similar devices.
- **Other domestic animals:** Livestock, horses, and other domestic animals, are not permitted on WMAs except under cooperative agreement or permit approved by the wildlife manager.
- **Unprotected animals:** Unprotected wild animals may be taken from September 1 through the last day of February, or by any person legally hunting a protected species, unless the area is specifically closed.
- **Beaver and otter:** Beavers and otters may only be taken by permit issued by the wildlife manager.
- **Crows:** Crows may be taken during established seasons, unless the area is specifically closed.

WMAs with special restrictions

Becklin Homestead Park WMA (Isanti County)—Is only open to accessible hunts.

Bass Brook WMA (Itasca County) **St. Michael Meadow WMA** (Wright County)—Closed to hunting and trapping but open to archery deer hunting.

Bayport WMA (Washington County), **Hastings WMA** (Dakota County), and **Raguet WMA** (Scott and Carver counties)—Closed to trapping unprotected mammals except during trapping seasons for protected species. Firearms must be unloaded and cased, except in designated hunting areas during the small game season when shotguns with BBB or smaller shot only are permitted. Archery equipment is limited to designated hunting areas during established seasons on the Bayport WMA.

Vermillion River AMA/WMA, **Gores Pool #3 WMA** (Dakota County)—Portions are posted archery only for deer. On the same portions, all other game restricted to shotguns with BBB shot or smaller.

Chub Lake WMA (Dakota County)—Portions are posted archery only.

Boerner WMA (Sibley County), **Buelow WMA** (Steele County), **Bryson WMA** (Freeborn County), **Chapa Kak-Say-Za WMA** (Steele County), and **Hutchinson WMA** (McLeod County)—These areas are closed to the hunting and trapping of all species.

Continued on next page

Carl and Verna Schmidt WMA (LeSueur County) **Bur Oak WMA** (LeSueur County) **Hearding Island WMA and Interstate Island WMA** (St. Louis County) and **Pine City WMA** (Pine County)—Closed to hunting of all species.

Carlos Avery WMA Controlled Hunt Zone Canceled.

Gold Portage WMA (Koochiching and St. Louis counties)—This area is open only to waterfowl hunting.

Gun Lake WMA (Aitkin County)—This area is a posted wildlife sanctuary closed to trespass from March 1 through May 31.

Pelican Lake WMA (Wright County)—A 102-acre posted wildlife sanctuary east of Iffert Avenue Northeast is closed to trespass from March 1 through November 30.

Four Corners WMA (Martin County)—The portion of Four Corners WMA located South of County Road 32 (140th Street), east of State Highway 4 and north of North Shore Drive posted as Wildlife Sanctuary is closed to access, hunting or trapping during duck season from opening day through final day.

Hampton Woods WMA (Dakota County)—Open for archery deer hunting and spring and fall turkey hunting. Small game may be taken through November 30. Trapping and predator hunting by special permit only. Only shotguns with fine shot (BBB or smaller diameter) may be used. Some areas are posted “No Hunting.” Contact the Vermillion Complex Wildlife Office for more information (651) 322-4643.

Haverhill WMA (Olmsted County)—Has buffer areas closed to the discharge of firearms and hunting along the southern boundary and south of the west parking lot. Closed to waterfowl hunting.

Uppgaard WMA (Crow Wing County)—This area is open to hunting beginning on the opening day of waterfowl hunting.

Gordon W. Yeager WMA (all subunits in the Rochester Refuge, Olmsted County) **Eastside WMA** (Olmsted County), and **Clare Johnson–Carl Schmidt WMA** (Morrison County)—These areas are closed to waterfowl hunting. Except on the Eastside WMA, firearms are restricted to shotgun with fine shot (No. 4 or smaller) only for small game hunting.

Gordon W. Yeager WMA (NW and SW units)—Closed to the discharge of firearms west of County Road 22 (East Circle Drive) by posting.

Thief Lake and Orwell WMAs —Small game hunting (including fall turkey) is restricted in the Controlled Goose Hunting Zones.

Lake Blanche WMA (Ottertail County)—This area is closed to firearms deer hunting.

Mentel WMA (Mower County)—Closed to all firearms hunting, but it is open for trapping and archery hunting.

Moose Willow WMA (Aitkin County)—The south portion of the Moose Pool has been posted as a wildlife sanctuary, closed to access, hunting or trapping from September 1 - March 31.

Ricehaven WMA (St. Louis County)—The posted sanctuary is closed to all trespass from September 15 through November 24. Canoeing, birdwatching, and wild rice

Continued on next page

harvest (during the wild rice season) is allowed from May 1 through September 14. Hunting and trapping for any species for which there is an open season is allowed from November 25 through April 30 in the posted area.

Sand Prairie WMA (Sherburne County)—Open during the regular archery season for youth ages 10 through 17.

***NEW—Swamp Lake WMA** (Aitkin County) Swamp Lake Wildlife Management Area and Swamp Lake are closed to wild rice harvesting.

Sandstone WMA (Pine County)—Open to archery hunting for deer (no firearms deer hunting). Archery bear hunting by special permit only. Call Cloquet Area Wildlife Office 218-878-5661 for permit. Open to hunting and trapping of all other species by legal means during designated seasons.

Timber Lake WMA (Jackson County)—The area east of 440th Avenue and South of State Highway 60 is closed to firearms deer hunting (as posted). Portions are closed to all hunting from Sept. 1 through final day of the duck season (as posted).

Pike Bay WMA (St. Louis County)—This area is closed to trapping of all species.

Schrafel WMA (Mower County)—This area is closed to trapping and firearms hunting. Open to falconry and archery hunting for deer and small game.

Bruce J. Schwartz WMA (Becker County) is closed to firearms and muzzleloader deer hunting.

Dr. Johan C. Hvoslef WMA (Fillmore County)—This area is open to archery hunting only from September 1 through October 31 and during the spring turkey season. Firearms hunting (no centerfire rifles) is allowed from November 1 through December 15.

Wesley Olson WMA (Big Stone County)—A portion is closed to all trespass, but the remaining area is open to hunting.

West Heron Lake WMA (Jackson County)—The area north of 860th Street posted as Wildlife Sanctuary is closed September 1 through the final day of duck season (as posted).

Somsen WMA (Brown County)—Closed to hunting.

Perched Valley WMA (Goodhue County) and **Yucatan WMA** (Fillmore and Houston counties)—Has buffer areas posted closed to hunting.

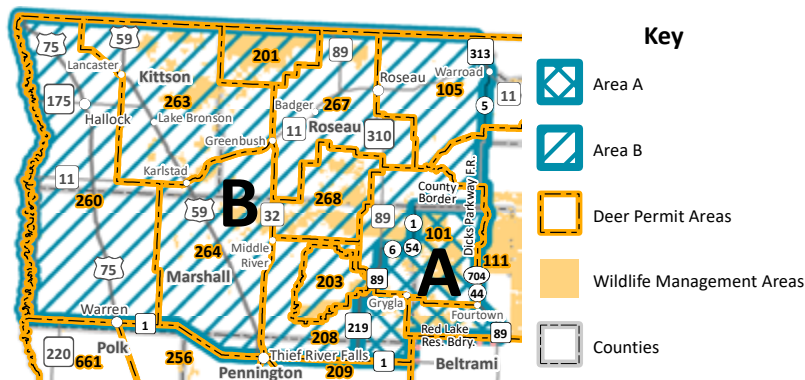
Roseau River WMA (Roseau County)—The Pool 1 Sanctuary is open for deer hunting during the muzzleloader season (including archery hunting).

Vermillion Highlands—A Research, Recreation and Wildlife Management Area (Dakota County) is open to archery, firearms and muzzleloader deer hunting by special lottery only and is open to late season pheasant and goose hunting and spring turkey hunting. Pheasant and goose hunting is open from December 16, 2024 through the end of the respective seasons. Predator hunting is allowed from January 1 - March 15 by special permit only. Closed to small game and all other species not listed above. Contact the Vermillion Complex Wildlife Office for questions at 651-322-4643.

Public hunting land maps

Find exact boundaries of WMAs, WPAs, state forests, national forests, and national wildlife refuges using the Recreation Compass online at mndnr.gov/maps/compass

Northwest Minnesota wildlife management area regulations



Area A: On WMAs within this area, ATVs are permitted on designated ATV trails only, except during regular firearms deer season ATVs are:

- Permitted off trail by licensed deer hunters before and after legal shooting hours and from 11 a.m. to 2 p.m.
- Permitted off trail by licensed deer hunters to retrieve a harvested deer the day after the end of the season.

Area B: Within this area, an ATV may be used by a licensed firearms deer hunter who does not possess a firearm (cased or uncased) to retrieve and transport a deer that is known to be dead from the close of shooting hours to 2 hours after the close of shooting hours during the regular firearms deer season and for 1 day after the season.

In both areas A and B: From November 1 through December 31, a portable stand may be left overnight by a person possessing a license to take deer. A person leaving a portable stand overnight must affix a tag with:

- the person's name and address; and
- driver's license number; or
- MNDNR number as it appears on their hunting license.

The tag must be affixed so that it can be read from the ground and must withstand weather conditions. A deer hunter may not leave more than 2 portable stands in any 1 wildlife management area. Unoccupied portable stands left overnight may be used by anyone.

Trapping permits required

All trappers must, regardless of furbearers taken, obtain a permit from the area manager on the following WMAs: **Carlos Avery** (Anoka and Chisago counties), **Hampton Woods** (Dakota County), **Hubbel Pond** (Becker County), **Red Lake** (Beltrami and Lake of the Woods counties), **Lac qui Parle** (Big Stone, Lac qui Parle, Swift, and Chippewa counties), **Mille Lacs** (Mille Lacs and Kanabec counties), **Roseau River** (Roseau County), **Talcot Lake** (Cottonwood and Murray counties), **Thief Lake** (Marshall County), **Vermillion Highlands** (Dakota County) and **Whitewater** (Olmsted, Wabasha, and Winona counties).

Ginseng

A person may not harvest wild ginseng in a WMA, except in the Whitewater WMA by permit from the area wildlife manager. The season opens September 1.

Motor vehicles and aircraft

The following regulations apply to motor vehicle and aircraft use on WMAs other than on federal, state, county, or township roads:

- No person may use aircraft over a WMA in a manner that chases, herds, scares, or otherwise disturbs wildlife, except in emergencies or by authorization of the wildlife manager. Drones may not be flown over wildlife management areas.
- Motor vehicles licensed for use on a public highway may be operated on established roads on the following WMAs, but not at speeds over 20 mph, unless posted otherwise. No vehicles may be driven beyond a sign prohibiting vehicular use, beyond any constructed vehicle barrier, or in a reckless or careless manner. The areas are: Carlos Avery (Anoka and Chisago counties), Hubbel Pond (Becker County), Mille Lacs (Kanabec and Mille Lacs counties), Red Lake (Beltrami and Lake of the Woods counties), Roseau River (Roseau County), Spring Lake Islands (Dakota County) for the purpose of ice fishing, and Thief Lake (Marshall County).
- Vehicles are prohibited on all other WMAs. The exception is that vehicles may be operated at speeds of 20 mph or less, on travel routes designated with signs for travel purposes.
- No vehicle may be parked in front of any gate or where it obstructs travel.
- No person may operate an all-terrain vehicle (ATV), all-terrain cycle (ATC), hang glider, air boat, personal watercraft (jet-ski), or hovercraft in a WMA unless specifically authorized.
- Without written permission from the DNR, no person may operate a snowmobile in a WMA south of a line described as follows: U.S. Highway 2 from Grand Forks east to Bemidji, then south along U.S. Highway 71 to Wadena, then east along U.S. Highway 10 to Staples and U.S. Highway 210 to the eastern boundary of the state.

Accessible blinds

The Carlos Avery, Lac qui Parle, Roseau River, Talcot Lake, and Whitewater Wildlife Management Areas have several accessible goose or duck hunting blinds for hunters with mobility issues. Talcot Lake WMA and Roseau River WMA each have a wheelchair accessible deer blind for firearms hunting. Reservations are required for the Roseau River and Talcot Lake WMA blinds. A wheelchair accessible deer blind is available during all deer seasons on a first come, first served basis at the Russ Blandford WMA (Rock County, administered by Talcot Lake WMA). Interested persons are strongly encouraged to call ahead for blind and site accessibility details.

For more information, contact: Carlos Avery WMA, 5463-C West Broadway, Forest Lake, MN 55025, phone 651-539-3323; Lac qui Parle WMA, 14047 20th Street NW, Watson, MN 56295, phone 320-734-4451 Ext 222; Talcot Lake WMA, 40249 County Road 7, Dundee, MN 56131, phone 507-873-5650; Roseau River WMA, 27952 400th Street, Roseau, MN 56751, phone 218-452-7610; or Whitewater WMA, 15035 Highway 74, Altura, MN 55910, phone 507-796-3281.

Motorized watercraft

The use of outboard motors (including electric trolling motors) or motorized water vehicles (including amphibious vehicles) is prohibited on waters within the boundaries of most state WMAs, except as follows:

Motorized Watercraft Permitted	
Area	County
Gold Portage WMA	Koochiching and St. Louis
Gores (Mississippi River Pool 3) WMA	Goodhue and Dakota
Hubbel Pond (Hanson Lake) WMA	Becker
Lac qui Parle WMA (except where posted)	Big Stone, Lac qui Parle, Chippewa and Swift
Mud-Goose WMA Motor size is restricted to 10 horsepower or less except during the waterfowl season, when no motors, including trolling motors, are allowed.	Cass
Orwell Reservoir Motor size is restricted to 10 horsepower or less.	Otter Tail
Roseau River WMA There are no motor limits on the main channel and oxbows of the Roseau River. Elsewhere on the Roseau River WMA, motors of 10 horsepower or less may be used only on days that the waterfowl season is open.	Roseau
South Walnut Lake WMA Motor size is restricted to 10 horsepower or less.	Faribault
Swamp River WMA	Cook
Spring Lake Islands WMA	Dakota
Talcot Lake WMA On the Talcot Lake WMA, motors are permitted on the lake (except on any day that the waterfowl season is open) but are prohibited on the river and marshes at any time of year.	Cottonwood and Murray
Thief Lake WMA Motor size is restricted to 10 horsepower or less.	Marshall
Eugene H. Wynn Jr. Memorial WMA	Pine County

State refuges

Game refuges

A state game refuge is closed to the hunting and trapping of wild animals unless listed below or in the table (pages 113-116). **Even though a refuge may be open, it could contain privately owned land on which the landowner may prohibit access.**

General restrictions

- A person may not trap beaver or otter within any state-owned game refuge without first obtaining a permit from the appropriate wildlife manager.
- Unprotected wild animals may be taken when there is an open season for any protected species, but only during the hours and by methods allowed for the protected species.

Continued on next page

- Firearms must be cased and unloaded and bows must be cased unless lawfully hunting in a refuge.

Lac qui Parle Game Refuge (Chippewa and Lac qui Parle counties)—Is open under the following restrictions: the portions of the refuge within the Lac qui Parle State Park, Lac qui Parle Mission Site, Rosemoen Island, or portions that are posted with “State Wildlife Sanctuary—Do Not Trespass” signs are closed to hunting except for permitted participants in disability hunts or those with specific authorization.

The remainder of the refuge is open to:

- Deer hunting.
- Waterfowl hunting at designated hunting stations only from October 19 through the end of the goose season. Stations are available first-come, first-served.
- Small game (including turkey) other than waterfowl, except from October 12 through November 30. Small game hunting is not allowed on closed Canada goose hunting days during a split goose season.

No unauthorized person may trespass during the dates posted on any part of the refuge posted with “State Wildlife Sanctuary—Do Not Trespass” signs.

The exceptions are:

- Ice fishing.
- Open water fishing is permitted in the posted closed area except from November 1 through the close of the open Canada goose season.

Rochester Refuge (Olmsted County)—Unprotected animals may be taken at any time and by any legal method.

Talcot Lake Game Refuge (Cottonwood County)—The Talcot Lake Game Refuge is open to waterfowl hunting only at designated hunting stations only during the Canada goose season. The **Talcot Lake Waterfowl Refuge** is closed to waterfowl hunting, except for persons with disabilities hunting geese at designated hunting stations.

Ogechie Lake (Mille Lacs County)—The majority of Ogechie Lake lies within Mille Lacs Kathio State Park, and the remainder lies within tribal land. As such, all of Ogechie Lake is closed to public hunting.

Duck refuges and duck sanctuaries

From September 1 through the final day of the duck season, or as otherwise posted, a person may not hunt, trap, fish, or trespass on portions of state wildlife management areas or federal waterfowl production areas that are posted to prohibit trespass.

Goose or waterfowl refuges

State goose refuges are closed to goose or waterfowl hunting (as posted) except when specifically opened during special seasons (see page 116). Other forms of hunting and trapping are permitted during the established seasons.

Hunting and Trapping on State Game Refuges

Refuges may be private property. Landowner permission may be required. Small game includes turkey; excludes waterfowl. For refuges open to goose hunting, see page 116.

County	Refuge	Small game	Trapping	Ducks	Deer/bear (firearms)	Deer/bear (archery)
Beltrami	Bemidji	Closed Nov. 7 - 24	Open for beaver, mink, muskrat, and otter	Closed	Muzzleloader deer season only	Open
	Hagali-Rice	Open Nov. 1	Open Nov. 1	Closed	Open	Open
Blue Earth and Le Sueur	East Minnesota River	Archery turkey only	Closed	Closed	Closed	Open
Clay	Clay County	Open	Closed	Closed	Open	Open
Crow Wing	Cross Lake	Archery turkey only	Open	Closed	Closed	Open
Dakota	Bellwood	Closed	Open	Closed	Closed	Open
Dakota and Rice	Carleton	Closed	Closed	Closed	Closed	Special archery deer hunt. Page 96
Dodge	Claremont	Open	Open	Closed	Muzzleloader deer season only	Open
Douglas	Evansville	Closed	Open	Closed	Open	Closed
	Lake Winona	Closed	Open	Closed	Closed	Closed
Freeborn	Moscow	Open	Open	Closed	Open	Open
	Albert Lea	Open	Open	Closed	Open	Open
Hubbard	Paul Bunyan	Closed Nov. 7 - 17	Open	Closed	Muzzleloader deer season only	Open
	Park Rapids	Closed	Open	Closed	Closed	Open
	Schoolcraft	Closed Nov. 7 - 24	Open	Closed	Closed	Open
Isanti	Elizabeth Lake	Open	Open	Closed	Open	Open
	German Lake	Open	Open	Closed	Open	Open
Itasca	Lower Pigeon Lake	Closed	Closed	Closed	Open	Open
	Pigeon River Flowage	Closed	Closed	Closed	Open	Open

Continued on next page

Hunting and Trapping on State Game Refuges *continued*

County	Refuge	Small game	Trapping	Ducks	Deer/bear (firearms)	Deer/bear (archery)
Kanabec	Fish Lake-Ann River	Open	Open	Open for ducks and geese	Open	Open
Martin	Fox Lake	Open	Open	Closed	Open	Open
McLeod	Glencoe Izaak Walton League	Closed	Open	Closed	Closed	Closed
	Gopher Campfire	Closed	Open	Closed	Closed	Closed
Meeker	Lake Ripley	Open after duck season	Open after duck season	Closed	Closed	Closed
Morrison	Camp Ripley	Closed	Closed	Closed	Closed	Open for deer only by permit
Nobles	Ocheda Lake	Open before duck season, after Dec. 1	Open	Closed	Deer before duck season, after Dec. 1	Deer before duck season, after Dec. 1
Olmsted	Rochester	Open	Open	Closed	Open	Open
Otter Tail	Erhard's Grove	Open	Closed	Closed	Open	Open
	Little Pine Lake	Closed	Open	Closed	Closed	Closed
Pine	Pine County Unit 2	Open	Open	Open for ducks and geese	Closed	Open
Pipestone	Hiawatha	Open (shotgun only)	Open	Closed	Closed	Open
Polk	Oak Lake	Closed	Open	Closed	Closed	Closed
Polk and Clearwater	Polk-Clearwater	Closed	Open	Closed	Closed	Open
Rice	Nerstrand (written landowner permission required)	Open	Open	Closed	Open	Open
Roseau	Marvin Lake	Open	Open	Closed	Open	Open
	Warroad	Closed	Open	Closed	Closed	Deer only

Continued on next page

Hunting and Trapping on State Game Refuges *continued*

County	Refuge	Small game	Trapping	Ducks	Deer/bear (firearms)	Deer/bear (archery)
St. Louis	Butterball	Closed	Open Nov. 25	Closed	Closed	Closed
	Little Rice	Closed	Open Nov. 25	Closed	Closed	Closed
Sherburne	Clear Lake	Open	Closed	Closed	Deer only	Deer only
Sherburne and Stearns	St. Cloud	Closed	Closed	Closed	Closed	St. Cloud, city permit may be required
Stearns	Cedar Lake	Closed	Closed	Closed	Deer only	Deer only
	Collegeville (St. Johns)	Closed	Closed	Closed	Written permission required	Deer only, written permission required
Watonwan	St. James	Closed	Open	Closed	Closed	Closed
Wilkin	Sunnyside Twp.	Closed	Open	Closed	Closed	Closed
Winona	Whitewater	Open	Open by permit	Closed	Deer only by permit; Open during youth deer season	Closed
Wright	Howard Lake	Closed	Open	Closed	Closed	Closed
Yellow Medicine	Hanley Falls	Closed	Closed	Closed	Closed	Written permission required

State Refuges Open to Goose Hunting

County	Refuge	Open Season
Beltrami	Bemidji Game Refuge (except Lake Bemidji, Lake Irving, Mississippi River and Stump Lake)	Early goose Sept. 1-15
Clay	Clay County Game Refuge	Early goose Sept. 1-15
Dakota	Vermillion Highlands Research, Recreation and WMA	Goose Dec. 16-26
Dodge	Claremont Game Refuge	Goose hunting
Douglas	Evansville Game Refuge	Waterfowl hunting; Early goose Sept. 1-15
Freeborn	Moscow Game Refuge	Goose hunting
Isanti	Elizabeth Lake Game Refuge and German Lake Game Refuge	Early goose season and youth participating in a mentored hunt
Martin	Mud-Bardwell Game Refuge	Goose hunting Oct. 12 - Dec. 26
Martin	Fox Lake Game Refuge	Goose hunting Sept. 1-15 and Nov. 25 - Dec. 26. No goose hunting within 100 yards of Fox and Temperance Lakes.
Nobles	Ocheda Lake Game Refuge	Youth Waterfowl Weekend; Early goose Sept. 1-15; Dec. 7-26
Olmsted	Rochester Game Refuge	Early goose Sept. 1-15
Steele	Rickert Waterfowl Refuge except Myron Buelow Waterfowl Sanctuary WMA	Early goose Sept. 1-15
Stevens	Harstad Slough Waterfowl Refuge	Early goose Sept. 1-15
Watsonwan	Saint James Game Refuge	Goose hunting Sept. 1-15; 21-22

Only approved firewood is allowed on DNR lands

Approved firewood is:

- Firewood purchased from the DNR.
- Firewood purchased from an approved vendor (check out mndnr.gov/firewood for a list of approved vendors).
- Kiln-dried wood, such as unstained, unpainted dimensional lumber free of metal or other foreign objects.

These restrictions are needed to help prevent the introduction, or slow the spread, of damaging forest pests, including emerald ash borer, gypsy moth, and oak wilt. Help protect Minnesota's forests by leaving firewood at home! Check with the state park, state forest campground, or other state recreational facility you will be visiting to get the latest recommendations and restrictions on firewood movement to and within Minnesota.



State forests

State forest lands are generally open for hunting and other types of outdoor recreation. Hunting on private land within a state forest is subject to state trespass laws. A partial summary of state forest use regulations is included below. A complete listing is available from the DNR.

Elevated stands

- The use of portable tree stands is recommended, especially those which can be secured without driving nails into trees. Nails are a safety hazard for woodcutters and harm the forest.
- Personal property must be removed from State Forest lands.
- It is illegal to destroy state property, including the cutting of trees for shooting lanes.
- Littering and erecting permanent buildings are prohibited.
- Any permanent unoccupied stand or blind on public land is public and not the property of the person who constructed the stand.

Firewood

Wood that is dead and lying on the ground may be gathered for campfire use on site. Only approved firewood is allowed to be brought onto DNR lands. See page 116.

Campfires

No permit is required for recreational campfires of less than 3 feet in diameter, in an area cleared of combustible materials for 5 feet around the fire.

Firearms

- Firearms may be discharged in compliance with the law on forest lands that are not posted closed to firearm discharge.
- Firearms must be unloaded and cased while in or within 200 feet of a forest recreation area (campground, day use area, parking area), except that during open hunting seasons a person may carry an unloaded, uncased firearm or a strung, uncased bow to hunt outside the recreation area.

Camping

Camping on forest lands outside of developed campgrounds is permitted, with some conditions.

Personal property

Personal property may not be left or positioned so as to obstruct use of a road or trail. Personal property left unattended for 14 days shall be deemed abandoned.

Motor vehicle and off-road rules

State forest hunting/trapping exceptions

Traveling off roads and trails (cross-country travel) in a LIMITED state forest or off roads, trails and access routes in a MANAGED state forest is prohibited except persons with a valid hunting, trapping, or commercial trapping license in possession may use Class I ATVs to travel cross country to:

- Retrieve big game (September through December).
- Hunt for big game and construct stands (October through December).
- Trap during the open season for protected furbearers.

Continued on next page

State forests *continued*

- Trap for minnows under certain conditions.

Areas with limitations: The big game hunter/trapper exceptions do not apply in areas signed and mapped as “No Motorized Travel.” It also does not apply within the Richard J. Dorer Memorial Hardwood State Forest.

Motor vehicle restrictions

On state forest and county lands within state forests where motor vehicles are allowed:

- No motor vehicle operation is allowed on designated nonmotorized trails, unless also posted open for a motorized use.
- Motor vehicles or snowmobiles may not operate on forest lands in a manner that causes erosion or rutting, or that damages or destroys trees or growing crops. The no-rutting provision does not apply on designated motorized trails.
- Motor vehicles on state forest roads must: travel at a reasonable speed; obey posted speed limits, parking and traffic regulation signs; observe road closures; and may not damage the road, land or other natural resources.
- Construction of unauthorized permanent trails on forest lands is prohibited.
- In the Richard J. Dorer Memorial Hardwood Forest, motor vehicles and snowmobiles may operate only on forest roads that are not posted closed and on forest trails that are designated for motorized use. No motorized travel is allowed off of designated trails under any circumstances. Motorized trails are open to ATVs and OHMs from May 1 through November 1.

Scientific and Natural Areas

State Scientific and Natural Areas (SNAs) listed here are open to hunting and trapping as noted below. Also, check the DNR website for changes in SNAs open to hunting.

Portable stands and elevated scaffold may be used if it is removed each day at the close of shooting hours and does no damage to trees or other vegetation. Nails, spikes, screws or other devices that damage the bark of trees are prohibited. No motor vehicles are allowed in SNAs. More on SNAs can be found at mndnr.gov/snas/.

Nontoxic shot

Hunters may only possess and use non-toxic ammunition when hunting in a Scientific and Natural Area. This does not apply to peatland SNAs listed on page 121. On all other SNAs, bullets, slugs, muzzleloader ammunition and other single projectiles must be made entirely of non-toxic material approved by the U.S. Fish and Wildlife Service. Non-toxic ammunition also includes copper-plated, nickel-plated, zinc-plated steel shot and other projectiles made from a non-toxic material approved by the U.S. Fish and Wildlife Service. Any projectile containing lead is prohibited, including lead ammunition plated with non-toxic material.

While participating in a special hunt or disease management hunt on these lands, a person authorized under the Minnesota Personal Protection Act may carry a pistol with lead ammunition but that ammunition may not be used to take an animal during the hunt.

Continued on next page

SNAs Open to Hunting and Trapping

Trapping allowed only where indicated. SNAs open for special deer hunts by permit are listed in the special hunt tables, pages 92-102.

County	Area	Open for
Aitkin	McGregor Marsh SNA	All hunting
Becker	Dinner Creek SNA	All hunting and trapping
Beltrami	Maurice O'Link Ribbed Fen Unit SNA	All hunting (wholly within Red Lake Peatland SNA)
Brown	Joseph A. Tauer Prairie SNA	All hunting and trapping
Carver	Seminary Fen SNA	Archery hunting only
Chisago	Franconia Bluffs SNA	All hunting
	Lawrence Creek SNA	Deer only, by archery. No hunting in sanctuary. Access only from north. See SNA map on DNR website.
Clay	Felton Prairie SNA, Bicentennial Unit only	Deer hunting only
Clearwater	Iron Springs Bog SNA	Deer hunting only
Cook	Hovland Woods SNA	All hunting
	Lutsen SNA	All hunting; except only deer hunting in Scherer Conservation Unit. See SNA map on DNR website.
	Myhr Creek Ridge SNA	All hunting
	Spring Beauty Northern Hardwoods SNA	All hunting
Crow Wing	Mille Lacs Moraine SNA	All hunting
Fillmore	Rushford Sand Barrens SNA	All hunting
Goodhue	Cannon River Turtle Preserve SNA	All hunting
Houston	Brownsville Bluff SNA	Deer only, no hunting in posted sanctuary. See SNA map on DNR website.
	Mound Prairie SNA	All hunting in the portion north of Hwy 16.
Hubbard	Badoura Jack Pine Woodland	All hunting and trapping
	La Salle Lake SNA	All hunting and trapping
	Lester Lake SNA	All hunting and trapping
Itasca	Boltuck-Rice Forever Wild SNA	All hunting
	Chisholm Point Island SNA	Deer only, by archery
	Ladies Tresses Swamp SNA	All hunting
	Little Too Much Lake SNA	All hunting
	Lost 40 SNA	All hunting
	Mississippi Oxbow SNA	All hunting and trapping
	Potato Lake SNA	All hunting
Wabu Woods SNA	All hunting	

Continued on next page

SNAs Open to Hunting and Trapping *continued*

County	Area	Open for
Koochiching	Caldwell Brook Cedar Swamp SNA	All hunting
	Watrous Island SNA	All hunting and trapping
Lac qui Parle	Yellow Bank Hills SNA	All hunting and trapping
Lake of the Woods	Gustafson's Camp SNA	All hunting and trapping
	Pine and Curry Island SNA	Waterfowl only
Mahnomen	Santee Prairie SNA	All hunting and trapping
Morrison	Lake Alexander Woods SNA	Portions open to deer hunting. See SNA map on DNR website.
Norman	Prairie Smoke Dunes SNA	Antlerless deer hunting only
Pine	Black Lake Bog SNA	All hunting and trapping
Pipestone	Prairie Coteau SNA	All hunting and trapping
Polk	Gully Fen SNA	Deer only, by archery
Redwood	Cedar Rock SNA	All hunting and trapping
	Cedar Mountain SNA	Deer only, by archery
Renville	River Warren Outcrop SNA	All hunting and trapping
Roseau	Two Rivers Aspen Prairie Parkland SNA	All hunting
Scott	Savage Fen SNA	Archery hunting only
Sherburne	Uncas Dunes SNA	All hunting
St. Louis	Big Island SNA	Waterfowl hunting only
	Moose Mountain SNA	Deer only; archery Sept. 14 - Nov. 24, firearm Nov. 9 - 24
Stearns	Avon Hills Forest SNA	Deer only, by archery
	St. Wendel Tamarack Bog SNA	All hunting
Wabasha	Zumbro Falls Woods SNA	Deer hunting by permit
Yellow Medicine	Antelope Valley SNA	All hunting and trapping
	Mound Spring Prairie SNA	All hunting and trapping

Peatland SNAs Open to All Trapping and Hunting

County	Peatland SNA
Beltrami	Red Lake Peatland SNA
Cass	Hole-in-the-Bog Peatland SNA (Except Hole-in-the-Bog Lake, which is a waterfowl refuge)
Koochiching	East Rat Root River Peatland SNA
	Lost River Peatland SNA
	Myrtle Lake Peatland SNA
	North Black River Peatland SNA
	South Black River Peatland SNA
	West Rat Root River Peatland SNA
Lake	Sand Lake Peatland SNA
Lake of the Woods/Beltrami	Mulligan Lake Peatland SNA
Lake of the Woods	Norris Camp Peatland SNA
	Winter Road Lake Peatland SNA
Roseau	Luxemberg Peatland SNA
	Pine Creek Peatland SNA
	Sprague Creek Peatland SNA
St. Louis	Lost Lake Peatland SNA

State Parks and State Recreation Areas

All or portions of the state parks and state recreation areas (SRA) listed on the following page are open to public hunting, or public hunting and trapping according to Minnesota regulations unless otherwise noted. Maps showing the areas where hunting and trapping is allowed within each of these units are available online at mndnr.gov/parksandtrails. Hunters and trappers should refer to these maps in the field to ensure they are within the portion of the state park or state recreation area where these activities are permitted.

With the exception of restrictions on firearms and traps, all state park rules remain in effect throughout the hunting and trapping seasons.

No permanent stands may be placed in state parks or state recreation areas open to hunting. Portable tree stands may be used for hunting (in areas open to hunting) or watching wild animals if the stand is removed each day and does no permanent damage to the tree in which it is placed. In areas of state parks or state recreation areas open to hunting by special permit, early placement of portable stands is allowed under the following conditions:

- Portable stands may be placed during normal business hours only and no more than 7 days before the hunt. Stands must be removed no more than 1 day after the hunt.
- All stands must have owner/hunter identification on them.
- Only portable stands that do no damage to trees or other vegetation are allowed. Nails, screws or other devices that damage the bark of trees are prohibited. No screw-in steps are allowed.
- Only 1 stand is allowed per hunter.

State parks and SRAs open to public hunting

Big Bog State Recreation Area

Most of the northern portion of Big Bog SRA is open to public hunting and trapping. Hunting and trapping is not allowed on Ludlow Island and vicinity or the boardwalk.

Cuyuna Country State Recreation Area

Much of Cuyuna Country State Recreation Area is open to public hunting, but closed to trapping.

Forestville Mystery Cave State Park

Approximately 430 acres of the park is open to public hunting but closed to trapping.

Garden Island State Recreation Area

Much of Garden Island State Recreation Area is open to public hunting but closed to trapping.

George H. Crosby Manitou State Park

The portion of the park which is east of the Manitou River and north of Minnesota Highway 61 (approximately 3,000 acres) is open to public hunting but closed to trapping.

Greenleaf State Recreation Area

Open to archery deer hunting following general archery season regulations. No special permit required. Kristy Rice (DNR), 320-753-0326, kristy.rice@state.mn.us

Continued on next page

La Salle State Recreation Area

Most of La Salle SRA is open to public hunting and trapping of protected species during open seasons. Hunting and trapping is not allowed in the vicinity of the campground and cabins.

Split Rock Lighthouse State Park

Approximately 50 acres in the far northern part of the park is open to public hunting but closed to trapping.

Temperance River State Park

Approximately 600 acres of Temperance River State Park is open to public hunting but closed to trapping. The area is located north of Minnesota Highway 61 and adjacent to the Cross River on both sides.

Tettegouche State Park

Much of the southern half of the park (approximately 3,700 acres) known as the Palisade Valley unit is open to public hunting and trapping.

Federal Lands

Waterfowl Production Areas and National Wildlife Refuges

Federal Waterfowl Production Areas (WPAs) are open to public hunting except where prohibited. National Wildlife Refuges (NWRs) are closed unless expressly permitted. Please consult the appropriate NWRs and Wetland Management District (WMDs) managers or [fws.gov/refuges](https://www.fws.gov/refuges) for specific regulations.

General restrictions

- Small game hunters using shotguns, including turkey hunters, are required to use and possess only non-toxic shot.
- Small game hunters must wear an article of blaze orange/pink consistent with state regulations.
- Target shooting is prohibited.
- During the small game season, hunting dogs must be under the immediate control of the hunter. Training and allowing pets off leash are prohibited.
- Motorized vehicles are prohibited on all NWRs and WPAs except on designated parking areas, access roads, and public roads. Permits to operate vehicles on other roads may be available for hunters with disabilities.
- Motorized watercraft are prohibited on all WPAs and are restricted on most NWRs. Motorized watercraft are allowed without a permit on designated portions of the Tamarac and Upper Mississippi National Wildlife Refuge.
- Camping, campfires and overnight parking are prohibited on all WPAs including designated parking areas. Camping, campfires, and overnight parking are restricted on most NWRs.
- No permanent stands are permitted. Also prohibited are the use of nails, wire, screws, or bolts to attach a stand to a tree or hunting from a tree, into which a metal object has been driven to support a hunter. Portable hunting stands must be set up and removed each day.
- All property brought onto a NWR or WPA must be removed after each day. This includes all vehicles, boats, decoys, trail cameras and trash.

Continued on next page

- The use or possession of alcoholic beverages while hunting is prohibited.
- The destruction, defacement, disturbance or unauthorized removal of any natural object or government property is prohibited.
- Plants and animals cannot be introduced, liberated or placed on NWRs or WPAs.
- Disposing of animal carcasses, trash, refuse rocks, wood or other debris is prohibited.
- Cutting, mowing, sawing, digging, collecting, injuring or removing vegetation is prohibited.
- Distribution of feed or bait, or hunting over bait is prohibited. This includes salts and minerals.
- Launching, landing, disturbing of wildlife by, or hunting with an unmanned aircraft/drones on national wildlife refuges or waterfowl production areas is prohibited.

Trapping

A person may not trap in a National Wildlife Refuge without a permit from the refuge manager. Waterfowl Production Areas (WPAs) are open to trapping per state regulations unless specifically prohibited.

Artificial lights

A person may not use a spotlight, headlight, or other artificial light to spot, locate, or take any wild animal in a NWR or WPA.

Find information about federal lands in Minnesota online at fws.gov/refuges/hunting/

National forest lands in Minnesota

National forest lands in Minnesota are open to many public uses, including camping, hunting, fishing, trapping, snowmobiling, and off-highway vehicle (OHV) use with some restrictions.

Minnesota state hunting, fishing, trapping, snowmobiling and OHV regulations apply on national forest lands, except as otherwise stated below or in national forest regulations.

Special designation areas within national forests, such as designated Wilderness Areas, Semi-Primitive Nonmotorized Areas, and Research Natural Areas may have additional restrictions:

- It is prohibited to construct, place or maintain any structure or enclosure on national forest land without authorization. Portable stands that are not enclosed with walls or a roof and do not damage natural features are allowed August 15 - December 31. Enclosed blinds may be used, but must be removed by the end of each day.
- Portable stands and blinds left unattended on national forest lands after the close of the hunting season are subject to impoundment.
- Cross-country or off-road OHV use for any purpose is prohibited. This includes the use of OHVs for big game retrieval, bear baiting and trapping.
- Commercial activities such as outfitting and guiding may not be conducted without a Special-Use Authorization issued by national forest management.
- Cutting or damaging of trees, including the cutting of shooting lanes, is prohibited.
- Constructing, placing, or maintaining any kind of road, trail, structure or other improvement is prohibited. This includes the use or occupancy of a permanent stand, blind or OHV trail.

Continued on next page

- Storing or abandoning any personal property on national forest lands is prohibited.
- Discharging a firearm within 150 yards of a residence, building, campsite, developed recreation site, or occupied area is not allowed on national forest land.
- Dumping of any refuse, debris, trash or litter on national forest lands is prohibited.
- Damaging or removing any natural/cultural feature or federal property is prohibited.
- Fire restrictions must be observed when in effect.

Chippewa National Forest (Beltrami, Cass and Itasca counties)

- The Motor Vehicle Use Map (MVUM), is the legal guide for Motor Vehicle use on Forest Roads, it is updated annually, which could affect your riding. Forest Roads are identified on the MVUM and on the ground with a three- or four-digit numbered sign.
- Off-highway Vehicles (OHV) and Highway Licensed Vehicles (HLV), may only operate on Forest Roads designated open on the MVUM, which are available FREE at the Forest Supervisors or District Ranger Offices.
- Roads that are signed, gated, bermed with dirt, rocks, trees etc. or not designated open on the MVUM are closed to motor vehicles.
- Snowmobiles may operate on any unplowed Forest Service roads with 4 or more inches of snow accumulation.
- Camping within a developed recreation fee area for a period longer than 14 days is prohibited. Campers must leave campground for a minimum of 24 hours before returning.
- Camping for a period longer than 21 consecutive days at a single location, anywhere on National Forest lands (non-fee areas), is prohibited.
- Launching or retrieving a boat with a trailer is prohibited except at a designated boat ramp.

Superior National Forest (Cook, Lake and St. Louis counties)

- Motorized travel on the Superior National Forest is only allowed on roads and trails as designated by an annual Motor Vehicle Use Map. Copies of the map are available at Superior National Forest offices and online at the forest website: fs.usda.gov/superior
- Snowmobiles may operate off-road in certain areas and on unplowed Forest Service roads with 4 or more inches of snow accumulation.
- Camping within a developed recreational site for a period longer than 14 days, except as otherwise posted, is prohibited.
- Camping for a period longer than 14 consecutive days at a single location, or longer than 30 consecutive days anywhere on National Forest lands, is prohibited.
- Permits are required year-round for entry into the Boundary Waters Canoe Area Wilderness. Wilderness rules and regulations apply to all visitors.
- Motor vehicles and all other types of motorized and mechanized equipment are prohibited in the Boundary Waters Canoe Area Wilderness except in specified areas.

For additional information, contact: Chippewa National Forest, 200 Ash Ave. NW, Cass Lake, MN 56633, 218-335-8600, fs.usda.gov/chippewa; or Superior National Forest, 8901 Grand Ave. Place, Duluth, MN 55808, 218-626-4300, fs.usda.gov/superior

Continued on next page

St. Croix National Scenic Riverway

For information on trapping, which is restricted at the riverway, see nps.gov/sacn/planyourvisit/trapping.htm

County Lands

Cass County managed forest lands

- Tree stands that damage trees are not allowed; no nails, bolts, or screws. All new tree stands that damage trees will be removed; old tree stands will be removed as timber sales take place in an area.
- The county encourages portable tree stands, freestanding stands, and any tree stands that do not damage trees.

Crow Wing County managed forest lands

Permanent hunting stands are prohibited by ordinance.

Pine County managed forest lands

- Permanent/non-portable stands are prohibited.
- Use of nails, spikes, and bolts in trees is prohibited.
- Portable stands left from January 1 to August 15 may be removed by Pine County.
- A full copy of the Pine County Memorial Forest Ordinance available at: co.pine.mn.us/government/ordinances.php

Tribal Lands

Lands of the Red Lake Band of Ojibwe

Lands belonging to the Red Lake Band of Ojibwe in Beltrami, Koochiching, Lake of the Woods, and Roseau counties are closed to non-band members except by special authorization of the tribal council. Persons taking, tagging, and transporting deer from reservation lands on the Northwest Angle in accordance with the Red Lake Band Code do not need a state license.

Other tribal lands

Nett Lake in Koochiching and St. Louis counties is closed to hunting by non-band members, except for duck hunting when accompanied by a band-member guide.

Other reservation lands may be open for hunting or trapping to non-band members by authorization of the reservations. All non-band members who are hunting or trapping on reservation lands must comply with all state regulations, including licensing.

CONTACT INFORMATION

DNR Information Center

500 Lafayette Road
St. Paul, MN 55155-4040
651-296-6157 or 888-MINNDNR (646-6367)

For TTY/TDD communication contact us through the
Minnesota Relay Service at 711 or 800-627-3529.
mndnr.gov



DNR Wildlife Offices

NORTHWEST REGION

Bemidji Headquarters

218-308-2651

Baudette Area Office

218-395-6031

Bemidji Area Office

218-308-2339

Erskine Field Office

218-551-1100

Detroit Lakes Area Office

218-846-8470

Fergus Falls Area Office

218-671-7968

Glenwood Area Office

320-634-7337

Karlstad Area Office

218-772-1260

Park Rapids Area Office

218-732-8452

Red Lake WMA

218-783-6861

Roseau River WMA

218-452-7610

Thief Lake WMA

218-633-7670

Thief River Falls Area Office

218-219-8587

NORTHEAST REGION

Grand Rapids Headquarters

218-328-8780

Aitkin Area Office

218-429-3051

Brainerd Area Office

218-203-4301

Cloquet Area Office

218-878-5661

Grand Rapids Area Office

218-328-8860

Tower Area Office

218-300-7860

Two Harbors Area Office

218-834-1453

CENTRAL REGION

Regional Headquarters

651-259-5756

Cambridge Area Office

763-284-7224

Carlos Avery WMA

651-539-3323

Forest Lake Area Office

651-539-3324

Little Falls Area Office

320-232-1063

Mille Lacs WMA

320-532-3537

Rochester Area Office

507-206-2859

Sauk Rapids Area Office

320-223-7878

Vermillion Highlands WMA

651-322-4643

Whitewater WMA

507-796-3281

SOUTH REGION

New Ulm Headquarters

507-233-1200

Appleton Area Office/ Lac qui Parle WMA

320-734-4451

Marshall Area Office

507-706-6170

New London Area Office

320-347-7630

Nicollet Area Office

507-386-3920

Owatonna Area Office

507-414-6200

Redwood Falls Field Office

507-637-4076

Talcot Lake Field Office

507-873-5650

Windom Area Office

507-832-6017

Conservation Officer

888-MINNDNR (646-6367)

Call the DNR Information Center for easy access to DNR information and to connect with a Conservation Officer.



Turn in Poachers (TIP)

800-652-9093

If you witness a violation in progress or need to contact a Conservation Officer immediately, call the Turn in Poachers 24-hour hotline.



Take part in a CRITICAL SUCCESS



This Critical Habitat license plate features previously unpublished work by Minnesota wildlife artist Les Kouba. When you purchase any of Minnesota's Critical Habitat license plates, your \$30 annual contribution is matched dollar-for-dollar with private donations and DNR nongame wildlife checkoff funds.

Call of the Moose Minnesota is a partnership between the Minnesota DNR and Les Kouba Outdoors. Portions of the proceeds from sales of Call of the Moose artwork and licensed products support DNR moose management and research.

www.mndnr.gov
www.leskoubaoutdoors.com

SUNRISE/SUNSET TABLE

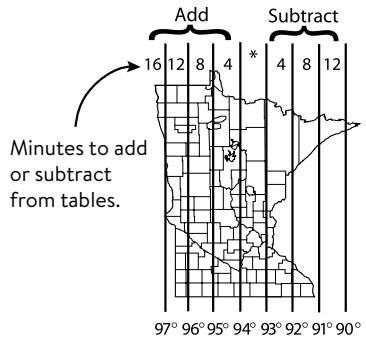
Nine hunting time zones are shown on the map on the next page. Sunrise and sunset times to be used for hunting purposes in the “In Table” zone are shown in the table below and at right. To determine times for other zones, add or subtract, as appropriate, the minutes shown at the top of the map to the times shown in the table. Times shown are Central Daylight Saving Time through November 2, 2024 and Central Standard Time thereafter.

Sunrise/Sunset Table for 2024

DATE	July Sunrise	July Sunset	Aug. Sunrise	Aug. Sunset	Sept. Sunrise	Sept. Sunset	Oct. Sunrise	Oct. Sunset	Nov. Sunrise	Nov. Sunset	Dec. Sunrise	Dec. Sunset
1	5:30	9:04	5:58	8:40	6:35	7:51	7:11	6:54	7:51	6:02	7:31	4:33
2	5:31	9:03	5:59	8:39	6:36	7:49	7:12	6:52	7:52	6:00	7:32	4:33
3	5:31	9:03	6:00	8:38	6:37	7:47	7:13	6:51	6:54	5:00	7:33	4:33
4	5:32	9:03	6:01	8:36	6:38	7:45	7:14	6:49	6:55	4:58	7:34	4:32
5	5:32	9:02	6:03	8:35	6:39	7:44	7:16	6:47	6:57	4:57	7:35	4:32
6	5:33	9:02	6:04	8:34	6:41	7:42	7:17	6:45	6:58	4:55	7:36	4:32
7	5:34	9:02	6:05	8:32	6:42	7:40	7:18	6:43	7:00	4:54	7:37	4:32
8	5:35	9:01	6:06	8:31	6:43	7:38	7:19	6:41	7:01	4:53	7:38	4:32
9	5:35	9:01	6:07	8:29	6:44	7:36	7:21	6:40	7:02	4:51	7:39	4:32
10	5:36	9:00	6:08	8:28	6:45	7:34	7:22	6:38	7:04	4:50	7:40	4:32
11	5:37	9:00	6:10	8:26	6:47	7:32	7:23	6:36	7:05	4:49	7:41	4:32
12	5:38	8:59	6:11	8:25	6:48	7:30	7:25	6:34	7:06	4:48	7:42	4:32
13	5:39	8:59	6:12	8:23	6:49	7:28	7:26	6:32	7:08	4:47	7:43	4:32
14	5:39	8:58	6:13	8:22	6:50	7:27	7:27	6:31	7:09	4:46	7:44	4:32
15	5:40	8:57	6:14	8:20	6:51	7:25	7:28	6:29	7:10	4:45	7:44	4:32
16	5:41	8:56	6:16	8:18	6:53	7:23	7:30	6:27	7:12	4:44	7:45	4:32
17	5:42	8:56	6:17	8:17	6:54	7:21	7:31	6:25	7:13	4:43	7:46	4:33
18	5:43	8:55	6:18	8:15	6:55	7:19	7:32	6:24	7:14	4:42	7:46	4:33
19	5:44	8:54	6:19	8:14	6:56	7:17	7:34	6:22	7:16	4:41	7:47	4:33
20	5:45	8:53	6:20	8:12	6:57	7:15	7:35	6:20	7:17	4:40	7:48	4:34
21	5:46	8:52	6:22	8:10	6:59	7:13	7:36	6:19	7:18	4:39	7:48	4:34
22	5:47	8:51	6:23	8:09	7:00	7:11	7:38	6:17	7:20	4:39	7:49	4:35
23	5:48	8:50	6:24	8:07	7:01	7:09	7:39	6:16	7:21	4:38	7:49	4:35
24	5:49	8:49	6:25	8:05	7:02	7:08	7:40	6:14	7:22	4:37	7:50	4:36
25	5:50	8:48	6:26	8:03	7:03	7:06	7:42	6:12	7:24	4:36	7:50	4:37
26	5:51	8:47	6:28	8:02	7:05	7:04	7:43	6:11	7:25	4:36	7:50	4:37
27	5:52	8:46	6:29	8:00	7:06	7:02	7:44	6:09	7:26	4:35	7:51	4:38
28	5:54	8:45	6:30	7:58	7:07	7:00	7:46	6:08	7:27	4:35	7:51	4:39
29	5:55	8:44	6:31	7:56	7:08	6:58	7:46	6:07	7:28	4:34	7:51	4:39
30	5:56	8:43	6:32	7:55	7:09	6:56	7:48	6:05	7:30	4:34	7:51	4:40
31	5:57	8:41	6:33	7:53			7:50	6:03			7:51	4:41

Times shown in the tables may vary by specific location.

For the exact time in your area consult a local airport or check online at: mndnr.gov/sunrise-sunset



Sunrise/Sunset Table for 2025

DATE	Jan. Sunrise	Jan. Sunset	Feb. Sunrise	Feb. Sunset	Mar. Sunrise	Mar. Sunset	Apr. Sunrise	Apr. Sunset	May Sunrise	May Sunset	June Sunrise	June Sunset
1	7:52	4:42	7:33	5:21	6:52	6:00	6:55	7:41	6:03	8:18	5:30	8:52
2	7:52	4:43	7:32	5:22	6:50	6:02	6:53	7:42	6:02	8:20	5:29	8:53
3	7:52	4:44	7:31	5:24	6:48	6:03	6:51	7:43	6:00	8:21	5:29	8:54
4	7:52	4:45	7:30	5:25	6:46	6:04	6:49	7:44	5:59	8:22	5:28	8:55
5	7:51	4:46	7:29	5:27	6:45	6:06	6:47	7:46	5:57	8:23	5:28	8:56
6	7:51	4:47	7:27	5:28	6:43	6:07	6:45	7:47	5:56	8:24	5:28	8:56
7	7:51	4:48	7:26	5:29	6:41	6:08	6:43	7:48	5:55	8:26	5:27	8:57
8	7:51	4:49	7:25	5:31	6:38	6:09	6:42	7:49	5:53	8:27	5:27	8:58
9	7:51	4:50	7:23	5:32	7:36	7:11	6:40	7:51	5:52	8:28	5:27	8:58
10	7:50	4:52	7:22	5:34	7:36	7:12	6:38	7:52	5:51	8:29	5:26	8:59
11	7:50	4:53	7:20	5:35	7:34	7:13	6:36	7:53	5:49	8:30	5:26	8:59
12	7:50	4:54	7:19	5:37	7:32	7:15	6:34	7:54	5:48	8:32	5:26	9:00
13	7:49	4:55	7:18	5:38	7:30	7:16	6:33	7:56	5:47	8:33	5:26	9:01
14	7:49	4:56	7:16	5:39	7:28	7:18	6:31	7:57	5:46	8:34	5:26	9:01
15	7:48	4:58	7:15	5:41	7:26	7:19	6:29	7:58	5:45	8:35	5:26	9:01
16	7:48	4:59	7:13	5:42	7:25	7:20	6:27	7:59	5:43	8:36	5:26	9:02
17	7:47	5:00	7:12	5:44	7:23	7:21	6:26	8:01	5:42	8:37	5:26	9:02
18	7:46	5:01	7:10	5:45	7:21	7:23	6:24	8:02	5:41	8:38	5:26	9:03
19	7:46	5:03	7:08	5:46	7:19	7:24	6:22	8:03	5:40	8:40	5:26	9:03
20	7:45	5:04	7:07	5:48	7:17	7:25	6:21	8:05	5:39	8:41	5:26	9:03
21	7:44	5:05	7:05	5:49	7:15	7:27	6:19	8:06	5:38	8:42	5:26	9:03
22	7:43	5:07	7:04	5:51	7:13	7:28	6:17	8:07	5:37	8:43	5:27	9:04
23	7:42	5:08	7:02	5:52	7:11	7:29	6:16	8:08	5:36	8:44	5:27	9:04
24	7:42	5:10	7:00	5:53	7:10	7:30	6:14	8:10	5:36	8:45	5:27	9:04
25	7:41	5:11	6:59	5:55	7:08	7:32	6:12	8:11	5:35	8:46	5:27	9:04
26	7:40	5:12	6:57	5:56	7:06	7:33	6:11	8:12	5:34	8:47	5:28	9:04
27	7:39	5:14	6:55	5:58	7:04	7:34	6:09	8:13	5:33	8:48	5:28	9:04
28	7:38	5:15	6:53	5:59	7:02	7:35	6:08	8:15	5:32	8:49	5:29	9:04
29	7:37	5:17	6:52	5:59	7:00	7:37	6:06	8:16	5:32	8:50	5:29	9:04
30	7:36	5:18			6:58	7:38	6:05	8:17	5:31	8:51	5:30	9:04
31	7:35	5:19			6:56	7:39			5:30	8:52		

CALL US

Interpreters are available to answer all of your questions

License, titling and registration: M-F 8 a.m.-4:30 p.m.
General information: M-F 8 a.m.-6 p.m., Sat. 8 a.m.-4:30 p.m.
888-MINNDNR (646-6367) or 651-296-6157
info.dnr@state.mn.us



mnfishwildlife



mndnr



minnesotadnr

TURN IN POACHERS

24-hour hotline, 800-652-9093

mn DEPARTMENT OF NATURAL RESOURCES

500 Lafayette Road
St. Paul, MN 55155-4040
888-MINNDNR (646-6367) or 651-296-6157

mndnr.gov

The Minnesota DNR prohibits discrimination in its programs and services based on race, color, creed, religion, national origin, sex, marital or familial status, disability, public assistance status, age, sexual orientation, and local human rights commission activity. Individuals with a disability who need a reasonable accommodation to access or participate in DNR programs and services or to request this document in an alternative format, please contact the DNR ADA Title II Coordinator at info.dnr@state.mn.us, 651-296-6157. We welcome calls from Telecommunications Relay Service (TRS) users. For assistance in other languages, please call 651-296-6157 or 888-MINNDNR (646-6367). Discrimination inquiries should be sent to Minnesota DNR, 500 Lafayette Road, St. Paul, MN 55155-4049.

© 2024, State of Minnesota, Department of Natural Resources.

Publication printed using vegetable-based ink. Please recycle.

FAW_0022_25

OFFICE OF THE MINNESOTA SECRETARY OF STATE



REGISTER TO VOTE

sos.state.mn.us/elections-voting

CWD – statewide opportunities to get your deer tested



Mandatory sampling

CWD sample submission is mandatory in all CWD zones during the opening weekend of the firearms A season (November 9 - 10).

In CWD management and surveillance zones, hunters must provide a sample from deer 1 year or older within 24 hours of harvest during the opening weekend of the firearms A season. Sampling stations, either staffed or self-service, will be available in both zones. Details on page 74.

Partner sampling

The DNR has partnered with taxidermists and others to collect samples from deer that are dropped off by hunters. These partners will remove the samples and submit them to the DNR. Additional services provided by the partner may require a fee. Results will be posted online. A list of partners can be found by scanning the QR code or online: mndnr.gov/cwd/cwd-testing.html.



Mail-in sampling

The DNR will provide a free kit that includes instructions, all necessary forms and plastic bags to submit a sample by mail. Hunters who use this option will need to extract the lymph node sample from the deer, provide the harvest location and hunter contact information on the forms, and deliver the kit to the shipping vendor. Kits are free and may be requested by scanning the QR code or online at mndnr.gov/cwd/cwd-testing.html.

A list of wildlife offices where kits may be obtained is also available online. Hunters throughout the state may use the mail-in sampling kit program, regardless of harvest location. Unused kits obtained last year are still valid and may be used this year. There are 10,000 kits available on a first-come, first-served basis. Details on page 77.



MINNESOTA HUNTING & TRAPPING REGULATIONS

The following updates were made after the hunting regulations handbook was printed. The updates are summarized below. See the page listed for the detailed regulation.

August 20, 2024

Page 40 and 101. The following special deer season hunts have been canceled: Minneopa State Park firearms special youth deer hunt; Nerstrand Big Woods State Park and Prairie Creek Woods Scientific and Natural Areas muzzleloader special hunt; Rice Lake State Park muzzleloader special hunt; and Myre Big Island State Park muzzleloader special hunt.

Page 112. Lac qui Parle Game Refuge update to small game exception dates corrected to October 12 through November 30.

August 28, 2024

Page 69. Antlerless lottery deer validation information was updated to include firearm and muzzleloader seasons.

Page 92. City of Baxter regular firearms hunt number was corrected to 993.

Page 96. Camp Ripley Military Reservation: details page referenced was corrected to page 8.

Page 107. The Carlos Avery WMA waterfowl hunting opportunity has been canceled.

Page 127. Phone number to Northeast Region, Grand Rapids Headquarters was corrected.

November 13, 2024

Page 29. Page reference to regulations for dogs on WMAs updated.

Page 98. St. Croix State Park hunting dates corrected.