



COMMON ETCHABLE *Fonts*

SANS SERIF	SERIF	SCRIPT
10pts+ Ariel Reg Century Gothic Din Franklin Gothic Futura Gill Sans Gotham Helvetica Myriad Pro	12pts+ (add hairline stroke) IowanOldStyle IowanOldStyle IowanOldStyle	14pts+ <i>Great Viber</i> (add hairline stroke) <i>Alex Brush</i> (add hairline stroke)
	16pts+ Garamond Georgia	25pts+ <i>English</i> <i>Monotype Corsiva</i> <i>Apple Chancery</i> <i>Zapf Chancery</i> (add hairline stroke)
	ITALIC 18pts+ <i>Georgia</i> <i>Italian Old Style</i> <i>Constantia</i>	

SMALLEST ETCHABLE FONTS

OUR SMALLEST ETCHABLE FONT 9pts	Humnst
OUR SMALLEST ETCHABLE SERIF FONT 13pts	ZapfCalligr

ETCHABILITY REQUIREMENTS

- A minimum 1 point distance is required for all etched areas
- A minimum of 1 point thickness is required for all unetched areas
- Sharp points must be blunted, rounded or thickened
- Small and thin fonts will have a stroke added
- Most fonts will need to be tracked out (letters spaced out) to 30
- Colorfill requires a 1.25 point space between colorfills


ETCHABILITY

Any art that does not meet specifications will be touched-up by our art department as needed to ensure a quality product. Any artwork requiring more than 30 minutes of work will incur an art charge. An estimate will be provided prior to production.

Line Widths:

- Positive artwork must be a minimum thickness of 1 point
- Negative artwork must be a minimum thickness of 1.5 points

Positive Etched Lines

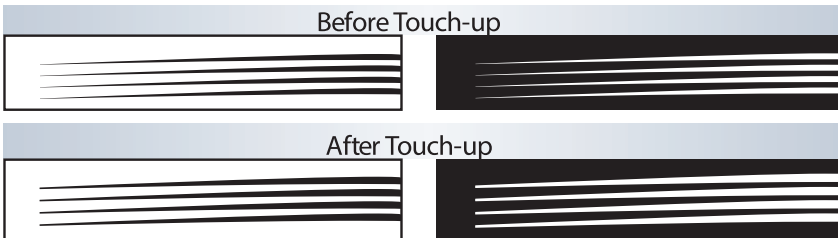


Negative Etched Lines

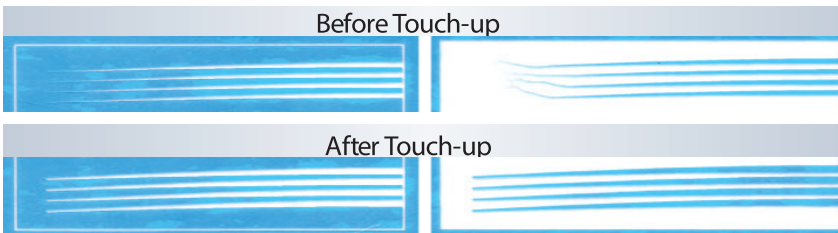


Sharp Points / Thin Areas:


Artwork



Mask Material




Resulting Etch on Crystal



Common Problems:

Sharp points or lines that are too thin will not hold during the mask making process



If text is too small, the mask pieces will not stick to the glass when sandblasted and the imprint is ruined. We call these "Blow-Offs."



If text is too thin, the lines will not develop fully on the mask, resulting in an incomplete etch.



ETCHABILITY Standards

Enlarged Example:



before touch ups

* — 1 Point line



Example:

Example: The Best New Cars Make The Best Used Cars

Etchable: **The Best New Cars Make The Best Used Cars**

LINES AND SHAPES

For the mask to hold throughout the etching & masking process, the artwork needs to be a minimum of

1 point thick.

The gaps as well as the fills need to be 1 point wide. Sharp thin lines need to be blunted or rounded, so they do not move when masking & sand blasting.

SHARP LINE EXAMPLE:



FONTS

Our smallest etchable san serif font is **Humanist @ 9 Points**
 (at its smallest size it needs to be tracked to 30 with a .15 stroke)

Our smallest etchable serif font is **ZapfCaligr BT @ 13 Points**
 (at its smallest size it needs to be tracked to 30 with a .25 stroke)
 -Most serif fonts need to be a minimum of 16 points-