

eve energy 

Get Started

Get started



**2300 W
Max**



**For indoor
use only**

Get started

①

Plug Eve Energy into a socket.



Get started

②

Add Eve Energy to the platform of your choice and make sure to have a compatible Thread Border Router.

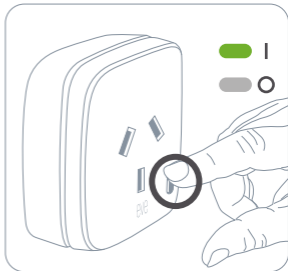
Learn more at evehome.com/hub



Get started

3


You can also use the button to switch Eve Energy on and off.



Enjoy



 Set schedules (no home hub required)

 Monitor energy consumption

Access Eve Energy using the Eve app, or the apps or voice assistants of your preferred platforms.

Feature sets may vary, depending on your platform. More information at evehome.com/eve-energy

Enjoy



**100 %
Privacy**



No Eve Cloud



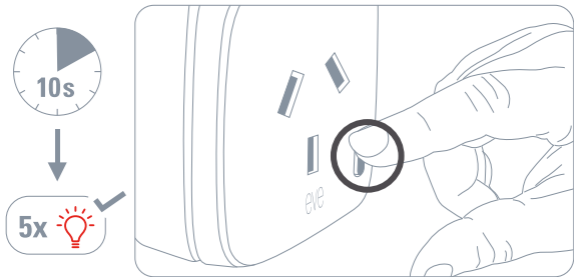
No Registration



No Tracking

Eve is designed to safeguard your privacy. Eve does not harvest your personal data by forcing you to set up an account or registering your devices. No Eve cloud or any proprietary technology can ever breach your most personal data. Learn more at evehome.com/privacy.

Reset



Happily connected?

Write a review and tell your friends

Stay in touch and discover more via:



Facebook
facebook.com/meeteve



YouTube
@MeetEve



Twitter
@meeteve



Instagram
@meet_eve



Eve Newsletter
evehome.com/newsletter



Eve Blog
blog.evehome.com



Something amiss?

Reach out now:

Visit our knowledge base or contact our support team



help.evehome.com



evehome.com/contact



Please keep your Matter setup code in a safe place. You need it to securely add Eve to your home, and nobody but you has a copy.

Product: 10ECF6051 • Model: 20ECF6001 • Part: 51ECF6052

eve energy ⚡

