

Upfitters & Service Trucks

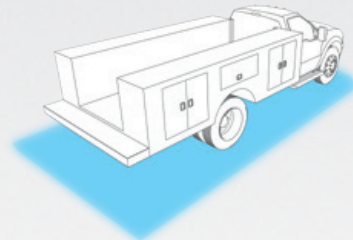
Lighting and Visibility Solutions from Grote



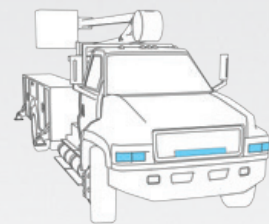
Grote[®]

WHEN "GOOD ENOUGH" ISN'T

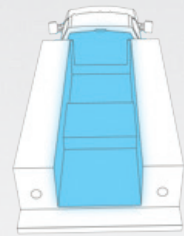
Please call your Grote representative for a complete list of LED lamps and accessories that will help create a safer, more ergonomically lit environment that will last.



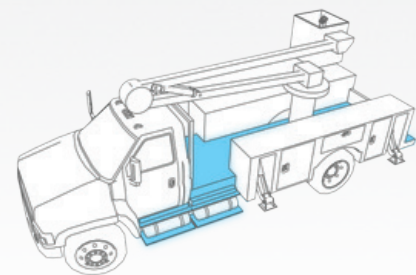
GROUND LIGHTING | 4



FORWARD LIGHTING | 5



BED LIGHTING | 6



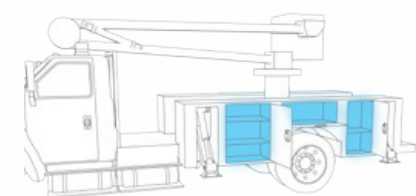
SURFACE LIGHTING | 7



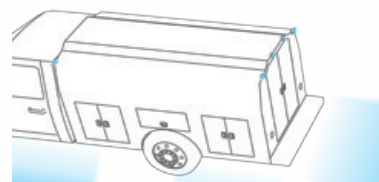
SCENE LIGHTING | 8-9



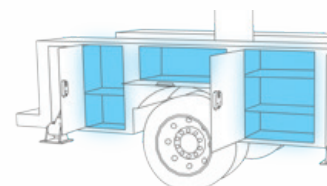
INTERIOR LIGHTING | 10




COMPARTMENT LIGHTING | 11



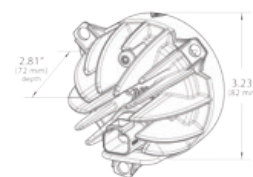
BRITEZONE™ LED WORK LAMPS | 12-13



LIGHTFORM® LED STRIPS | 14



SUPPORT PRODUCTS | 15-18



PRODUCT DIMENSIONS | 19-20

WHY GROTE - We are the first name in vehicle safety systems.

Award Winning State-of-the-Art Facilities

- **Advanced Manufacturing Systems**

- **Advanced Quality Assurance Systems**

- **Advanced Customer Service Systems**

Grote Industries is a leading manufacturer and marketer of vehicle lighting and safety systems. Our company was founded in the heartland more than 100 years ago and has remained family owned from the day William Grote opened the doors for business.

We are an industry-leading manufacturer, the first to receive our TS16949 certification in the heavy duty lighting industry. With manufacturing locations in Canada, Mexico, United States, Germany and China, we offer global support to our customers.

Our company was founded in 1901 and has kept its long tradition of ethical behavior in our drive to provide industry-leading, innovative, quality products and services.



Grote Industries Worldwide Headquarters – Madison, Indiana USA



Grote Industries Canada – Toronto, Ontario, Canada



Grote Electronics – Waterloo, Ontario, Canada



Grote de Mexico – Monterrey, Mexico



Grote Europe – Niederwinkling, Germany



Grote China – Shanghai, China

See the Difference...Simply Stated...Simply Evident.

Better Light, Better Performance™

Grote has spent countless hours studying the difference between "brightly lit" and "optimally lit" environments. We understand the relationship between lighting and human and vehicle performance. Our optical engineers have designed the entire array of Grote LED WhiteLight™ Work Lamps to provide maximum visual comfort while reducing fatigue, stress and operator error – all while being some of the most durable and reliable lamps on the planet.

The Grote Performance Advantage™

It's not just a matter of building a "bright light" – it's a dedication to delivering the "right light" that continues to set Grote apart. We engineer light to meet the specifications of unique environments – optimizing the lighting conditions for the operations to be performed within them.

Trilliant® High-Performance LED Work Lamps

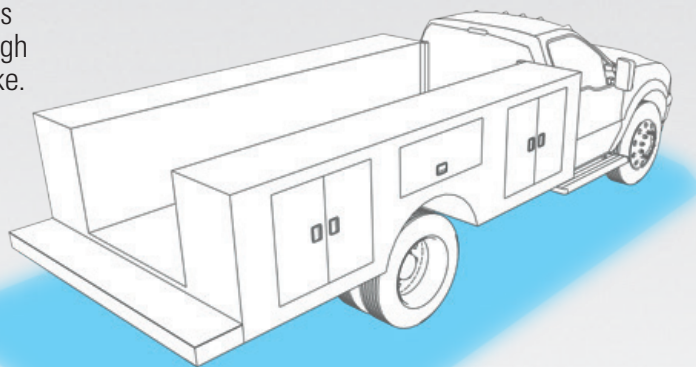
Grote's Trilliant® Family of LED WhiteLight™ Work Lamps are the industry's most advanced and have set a new standard for value, durability and performance.

GROUND LIGHTING

Many manufacturers use incandescent or halogen lamps in this location. These tend to fail quickly due to short bulb life and high heat. This is not an acceptable situation when lives are at stake.

Grote LED lamps are designed to operate for more than 100 times longer, with low heat and low power consumption. Grote Trilliant® LED lamps also offer a high quality light color. The LED WhiteLight™ lamp is much easier on the eyes and provides high contrast at the scene.

Grote LED lights in this location are designed specifically to provide great lighting in the perimeter of the truck, while using minimal power. All lights shown would be mounted below the vehicle shining downward, or in a 40° inclination using our mounts shown on pages 17 and 18, designed specifically for this application.



LED 4.2 Amps at 12VDC
TRILLIANT® LED WHITELIGHT™

This 6" x 9" surface mount, hard-working, rugged, high-output lamp uses Grote's proven premier LED WhiteLight™ technology. The light output of the Trilliant® rivals HID's, eclipses halogen competitors and provides beam pattern evenness and color temperature that produce a contrast most like that of natural sunlight. Three replaceable lens patterns are available, and can be easily changed out as needed. Add Grote's unique mounting bracket for enhanced directional control.

- 63681 - 24V, Flood, Black
- 63761 - Bi-Voltage, Wide Flood, Black
- 63771 - 24V, Wide Flood, Black
- 63E41 - Bi-Voltage, with Reflector Flood, Black
- 63E51 - Bi-Voltage, with Reflector Wide Flood, Black
- 63691 - 24V, Trapezoid, Black
- 63581 - Multi-Voltage, Flood, Black

43652 - Mounting Bracket, Black (not shown)



LED 3.5-10.5 Amps at 12VDC
LED OFF-ROAD LIGHT BARS

Easier on vehicle electrical systems because they run cooler and use less power than halogen or HID lamps for the same output. The far flood pattern shines far and wide with light most like sunlight so you always know what you're looking at. Built to withstand extreme heat or cold. Includes harness and mounting hardware.

- 64J11 - 9V-33V, 10" Light Bar
- 64J21 - 9V-33V, 20" Light Bar
- 64J31 - 9V-33V, 30" Light Bar



LED 1.5 Amps at 12VDC
LED RADIUS LIGHT

Tough, durable, and lightweight cast aluminum housing. Six-200 lumen LEDs that produce daylight-like visibility. TIR Lens for efficiently distributed lighting. Bi-Voltage System for 12 volt and 24 volt systems. Vibration, dust, corrosion, and moisture resistant.

64M11-5 - Bi-Voltage 1200 Lumen, Proprietary Flood



LED 0.6 Amps at 12VDC
4" LED WHITELIGHT™ LAMP

Uses 70% less power than incandescent options. Integrated flange for easy installation. Male Pin for multiple pigtail and connection options.

- 61H01 - 12V, Grommet Mount
- 61H11 - 24V, Grommet Mount
- 61G91 - 12V, Integrated Flange
- 61H21 - 24V, Integrated Flange

See page 18 for mounting options.



LED 0.6 Amps at 12VDC
6" OVAL LED UTILITY LAMP

400 lumens of powerful LED WhiteLight™ that uses 70% less power. Male Pin connection.

61G31 - 12V, Male Pin

See page 18 for mounting options.



LED 1.3 Amps at 12VDC
TRILLIANT® 26 LED WORK LIGHT

The new standard for Trilliant performance is a small, mount anywhere work lamp. Efficient light engine projects 1790 effective Lumens using only 18 Watts of power across 10 - 48 Volts. Rugged mechanical design ensures consistent performance and long life in the harshest environments. Clean, white light designed to represent true colors, just like day light.

64F01 - 10V-48V Flush Mount, Far Flood



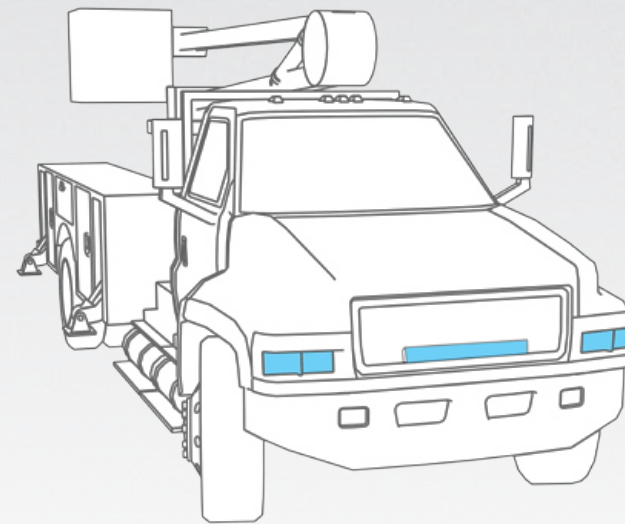
LED 1.4 Amps at 12VDC
TRILLIANT® MINI LED WHITELIGHT™

An excellent 4" x 6" work lamp for any instance where a high-output illumination source is needed. Like its big brother, this low-power, long-life lamp delivers beam pattern evenness and color temperature that produce a contrast most like that of natural sunlight. Mount it anywhere and enjoy thousands of hours of brilliant LED WhiteLight™. The versatile Trilliant® Mini also comes in a flush-mount version and any Trilliant® mini can be installed with an optional flush-mount bracket.

- 63611 - 12V, Flood
- 63741 - 24V (0.7 A), Flood
- 63610 - 12V, Flush Mount Lamp, Flood

FORWARD LIGHTING

With both 7" round and 5 x 7" rectangular lights available, replace your existing lights with the durable, long-lasting LED lights Grote is famous for. Grote's goal is to keep your on-road safety at the forefront of our minds. These headlights accomplish just that. With the color temperature of LEDs being the most like natural sunlight, these lights decrease light fatigue and provide better detail when compared to standard headlights. This leads to an improved driving experience and decreases the chances of accidents. Grote Light bars are easier on vehicle electrical systems because they run cooler and use less power than halogen or HID lamps for the same output, shines far and wide with light most like sunlight, and are built to withstand extreme heat or cold.



LED 1.14 / 2.13 Amps at 12VDC
7" LED SEALED BEAM HEADLIGHT

DOT approved, 2D1 headlight system is legal for all 7" (Par 56) systems, including motorcycles, passenger vehicles and commercial vehicles. Improve the driving experience for drivers by decreasing eye fatigue and providing better detail, thus decreasing chances for accidents. Headlight uses a hard coated, UV protected, high impact resistant polycarbonate lens that resists cracking and yellowing. 9v-32v allows this lamp to be used on 12v and 24v electrical systems. Utilizes 3 pin, H4 connector.

90941-5 - 9V-32V, 7" LED Sealed Beam Headlight



LED 1.59 / 2.54 Amps at 12VDC
5X7 LED SEALED BEAM HEADLIGHT

DOT approved, 2B1 headlight system is legal for all 5x7 (146mm) systems. Improve the driving experience for drivers by decreasing eye fatigue and providing better detail, thus decreasing chances for accidents. Headlight uses a hard coated, UV protected, high impact resistant polycarbonate lens that resists cracking and yellowing. 9v-32v allows this lamp to be used on 12v and 24v electrical systems. Utilizes 3 pin, H4 connector.

90951-5 - 9V-32V, 5x7 LED Sealed Beam Headlight

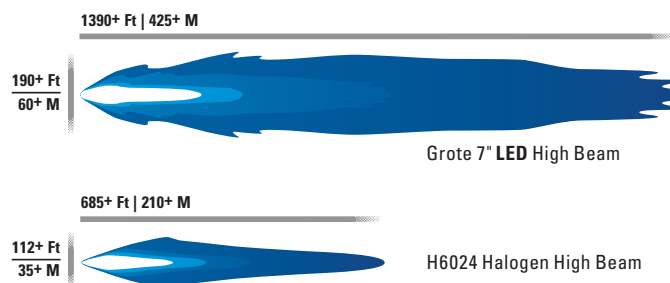


LED 3.5-10.5 Amps at 12VDC
LED OFF-ROAD LIGHT BARS

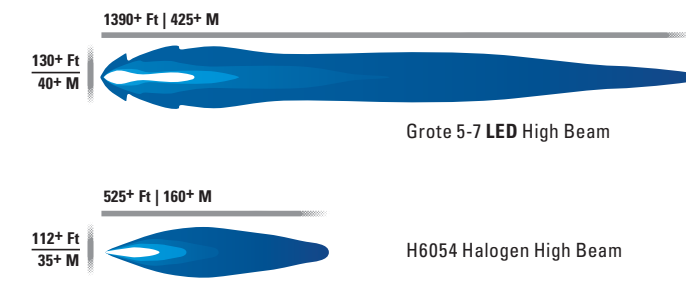
Easier on vehicle electrical systems because they run cooler and use less power than halogen or HID lamps for the same output. The far flood pattern shines far and wide with light most like sunlight so you always know what you're looking at. Built to withstand extreme heat or cold. Includes harness and mounting hardware.

- 64J11 - 9V-33V, 10" Light Bar
- 64J21 - 9V-33V, 20" Light Bar
- 64J31 - 9V-33V, 30" Light Bar

7" HIGH BEAM COMPARISON



5X7 HIGH BEAM COMPARISON

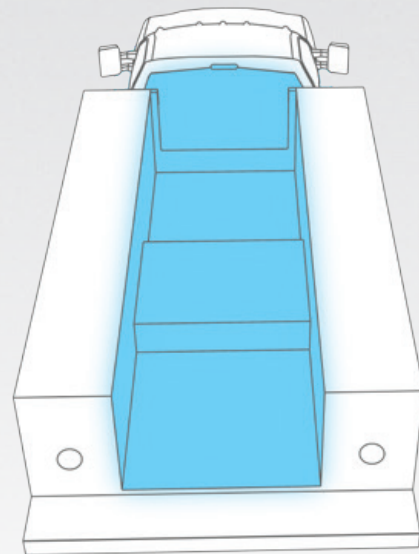


BED LIGHTING

Grote recommends three possible mounting configurations to keep this area well lit.

If the bed is open (no compartment dividers), the Trilliant® 36 LED bulb, Trilliant® Mini, or Rectangular LED lamp could be recess mounted on the sides. The bracketed Trilliant 36 or Trilliant® LED WhiteLight could be mounted above the front bulkhead shining back, or could be mounted on the rear top wall facing front.

If the bed has compartments, Grote recommends using the Rectangular LED lamp mounted in the floor, and augmented with the 4" LED or the 6" Oval LED mounted in the front bulkhead.



LED 1.3 Amps at 12VDC

TRILLIANT® 26 LED WORK LIGHT

The new standard for Trilliant performance is a small, mount anywhere work lamp. Efficient light engine projects 1790 effective Lumens using only 18 Watts of power across 10 - 48 Volts. Rugged mechanical design ensures consistent performance and long life in the harshest environments. Clean, white light designed to represent true colors, just like day light.

64F01 - 10V-48V Flush Mount, Far Flood



LED 1.5 Amps at 12VDC

LED RADIUS LIGHT

Tough, durable, and lightweight cast aluminum housing. Six-200 lumen LEDs that produce daylight-like visibility. TIR Lens for efficiently distributed lighting. Bi-Voltage System for 12 volt and 24 volt systems. Vibration, dust, corrosion, and moisture resistant.

64M11-5 - Bi-Voltage 1200 Lumen, Proprietary Flood



ULTRA HIGH POWER

LED 4.2 Amps at 12VDC

TRILLIANT® LED WHITELIGHT™

This 6" x 9" surface mount, rugged, high-output lamp uses Grote's proven premier LED WhiteLight™ technology. The light output of the Trilliant® rivals HIDs, eclipses halogen competitors and provides beam pattern evenness and color temperature that produce a contrast most like that of natural sunlight.

63681 - 24V, Flood, Black
63761 - Bi-Voltage, Wide Flood, Black
63771 - 24V, Wide Flood, Black
63E41 - Bi-Voltage, with Reflector Flood, Black
63E51 - Bi-Voltage, with Reflector Wide Flood, Black
63691 - 24V, Trapezoid, Black
63581 - Multi-Voltage, Flood, Black

43652 - Mounting Bracket, Black (not shown)



LED 1.4 Amps at 12VDC

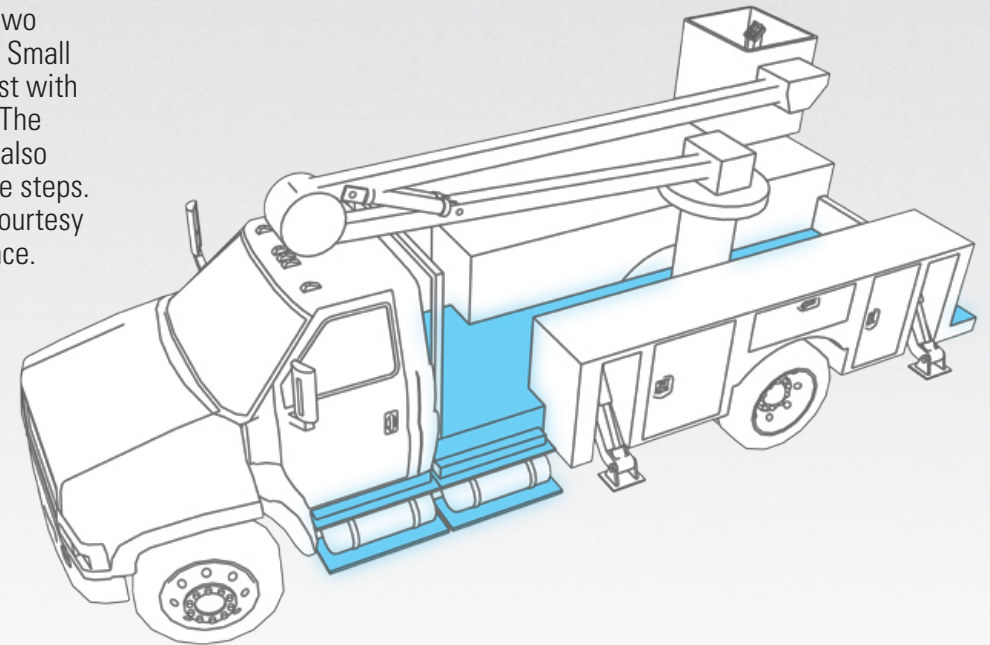
TRILLIANT® 36 LED WHITELIGHT™

The Trilliant® 36 LED WhiteLight™ with Mounting Bracket was created to give the user the ability to install an LED WhiteLight™ Work Lamp that offers total flexibility. The lamp is designed to allow 180-degrees of vertical rotation, it takes up little space and can be mounted virtually anywhere. The lamp assembly comes with a Packard-style connector and pigtail. Replaceable UV, hard-coated, polycarbonate lenses are also a standard feature.

63871-5 Bi-Voltage, Bracketed, Wide Flood
63971 Bi-Voltage, LED Bulb, Packard Connector, Wide Flood

SURFACE LIGHTING

For the steps, Grote suggests two alternatives shown below. The Small Round Stepwell light works best with one on each side of the steps. The LED Courtesy Stepwell light is also best mounted on the side of the steps. An added feature of the LED Courtesy Stepwell light is ADA compliance.



LED 0.6 Amps at 12VDC

6" OVAL LED UTILITY LAMP

400 lumens of powerful LED WhiteLight™ that uses 70% less power. Male Pin connection.

61G31 - 12V, Male Pin

See page 14 for mounting options.



LED 0.24 Amps at 12VDC

RECTANGULAR LED LAMP

LED lamp is rated to 50,000 hours. Fits existing, similar incandescent lamp mountings. Low heat will not melt lens. Encapsulant potting for total circuit board protection against moisture and corrosion. Dimensions 4.75x2.75.

61961 - 12V, White, 3 Diodes, Recess-Mount



LED 0.6 Amps at 12VDC

4" SUPERNOVA®

Sealed flange-to-housing. Housing to truck gasket included to keep moisture and elements out. Male Pin connection for worry-free service.

60631 - 12V, Clear



LED 0.5 Amps at 12VDC

SMALL ROUND STEPWELL LAMP

Great for the hard to reach places, corners, steps, ect. 40 lumens of LED WhiteLight™.05 AMPS @ 14V.

49341 - 12V, White
49351 - 24V, White




LED 0.3 Amps at 12VDC

LED COURTESY STEPWELL LAMP

Electronics completely encapsulated with durable epoxy for maximum environmental protection. Same mounting as popular incandescent versions. Connections can be easily adjusted for typical installations. Designed for seamless integration into existing platforms. ADA compliant. .3 AMPS @ 14V.

60571 - 12V, Chrome



SIDE/FLOOR MOUNT

LED 0.48 Amps at 12VDC

RECTANGULAR LED LAMP

LED lamp is rated to 50,000 hours. Fits existing, similar incandescent lamp mountings. Low heat will not melt lens. Encapsulant potting for total circuit board protection against moisture and corrosion. Dimensions 4.75x2.75.

61991 - 12V, White, 6 Diodes, Recess-Mount



BULK HEAD/SIDE MOUNT

LED 1.4 Amps at 12VDC

TRILLIANT® MINI LED WHITELIGHT™

An excellent 4" x 6" work lamp for any instance where a high-output illumination source is needed. Like its big brother, this low-power, long-life lamp delivers beam pattern evenness and color temperature that produce a contrast most like that of natural sunlight.

63610 - 12V, Flush Mount Lamp, Flood



LED 0.6 Amps at 12VDC

4" LED WHITELIGHT™ LAMP

Uses 70% less power than incandescent options. Integrated flange for easy installation. Male Pin for multiple pigtail and connection options.

61H01 - 12V, Grommet Mount
61G91 - 12V, Integrated Flange
61H11 - 24V, Grommet Mount
61H21 - 24V, Integrated Flange

See page 14 for mounting options.



SIDE/FLOOR MOUNT

LED 0.6 Amps at 12VDC

6" OVAL LED UTILITY LAMP

400 lumens of powerful LED WhiteLight™ that uses 70% less power. Male Pin connection.

61G31 - 12V, Male Pin

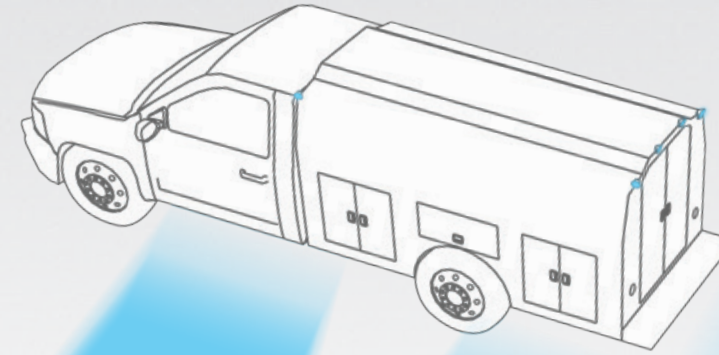
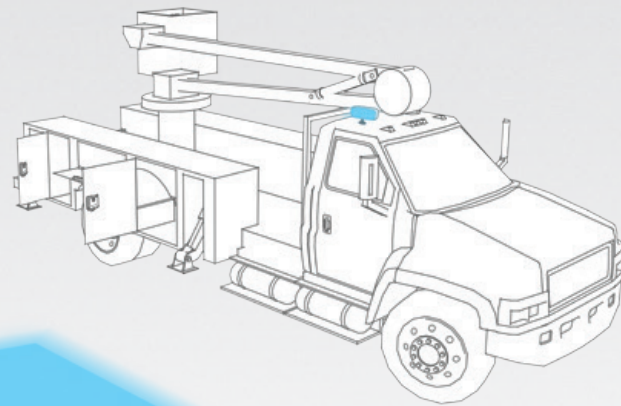
See page 14 for mounting options.

SCENE LIGHTING

Lighting the scene is paramount! Here Grote really excels. Our Trilliant® LED WhiteLight™ are used for long range lighting and high-powered scene illumination. These lights are on deployment in the Middle East by our troops. When they want to "light up the world," they flip on the Trilliant, and turn night into day.

We have provided a number of patterns for your usage. On the rear of the vehicle (Page 4) the work area lights use only flood / wide flood. To light up a distance, we recommend the Trapezoid or Combo patterns. A pencil beam for long distance viewing would best use the spot.

We have used these in the field and received comments about how they help in forensics as they do not throw heat, and the wavelength is great for visibility.



LED 4.2 Amps
at 12VDC

TRILLIANT® LED WHITELIGHT™

This hard-working, rugged, high-output lamp uses Grote's proven premier LED WhiteLight™ technology. The light output of the Trilliant® rivals HID's, eclipses halogen competitors and provides beam pattern evenness and color temperature that produce a contrast most like that of natural sunlight. Three replaceable lens patterns are available, and can be easily changed out as needed. Add Grote's unique mounting bracket for enhanced directional control.

- 63571 - Multi-Voltage, Spot, Black
- 63671 - 24V, Spot, Black
- 63681 - 24V, Flood, Black
- 63761 - Bi-Voltage, Wide Flood, Black
- 63771 - 24V, Wide Flood, Black
- 63E41 - Bi-Voltage, with Reflector Flood, Black
- 63E51 - Bi-Voltage, with Reflector Wide Flood, Black
- 63691 - 24V, Trapezoid, Black
- 63581 - Multi-Voltage, Flood, Black

43652 - Mounting Bracket, Black



PAR 36 LED WHITELIGHT™
CONVERSION BULB

LED 1.4 Amps
at 12VDC

TRILLIANT® 36 LED WHITELIGHT™

The Trilliant® 36 LED WhiteLight™ with Mounting Bracket was created to give the user the ability to install an LED WhiteLight™ Work Lamp that offers total flexibility. The lamp is designed to allow 180-degrees of vertical rotation, it takes up little space and can be mounted virtually anywhere. The lamp assembly comes with a Packard-style connector and pigtail. Replaceable UV, hard-coated, polycarbonate lenses are also a standard feature.

- 63861-5 Bi-Voltage, Bracketed, TractorPlus™ Pattern
- 63821-5 Bi-Voltage, LED Bulb, TractorPlus™ Pattern



LED 1.3 Amps
at 12VDC

TRILLIANT® 26 LED WORK LIGHT

The new standard for Trilliant performance is a small, mount anywhere work lamp. Efficient light engine projects 1790 effective Lumens using only 18 Watts of power across 10 - 48 Volts. Rugged mechanical design ensures consistent performance and long life in the harshest environments. Clean, white light designed to represent true colors, just like day light.

64F01 - 10V-48V Flush Mount, Far Flood



LED 1.5 Amps
at 12VDC

LED RADIUS LIGHT

Tough, durable, and lightweight cast aluminum housing. Six-200 lumen LEDs that produce daylight-like visibility. TIR Lens for efficiently distributed lighting. Bi-Voltage System for 12 volt and 24 volt systems. Vibration, dust, corrosion, and moisture resistant.

64M11-5 - Bi-Voltage 1200 Lumen, Proprietary Flood




LED 3.5-10.5 Amps
at 12VDC


LED OFF-ROAD LIGHT BARS

Easier on vehicle electrical systems because they run cooler and use less power than halogen or HID lamps for the same output. The far flood pattern shines far and wide with light most like sunlight so you always know what you're looking at. Built to withstand extreme heat or cold. Includes harness and mounting hardware.


- 64J11 - 9V-33V, 10" Light Bar
- 64J21 - 9V-33V, 20" Light Bar
- 64J31 - 9V-33V, 30" Light Bar



TRAPEZOID




WIDE FLOOD



FLOOD



TRACTORPLUS™



FAR FLOOD



LIGHT BAR




SPOT

INTERIOR LIGHTING

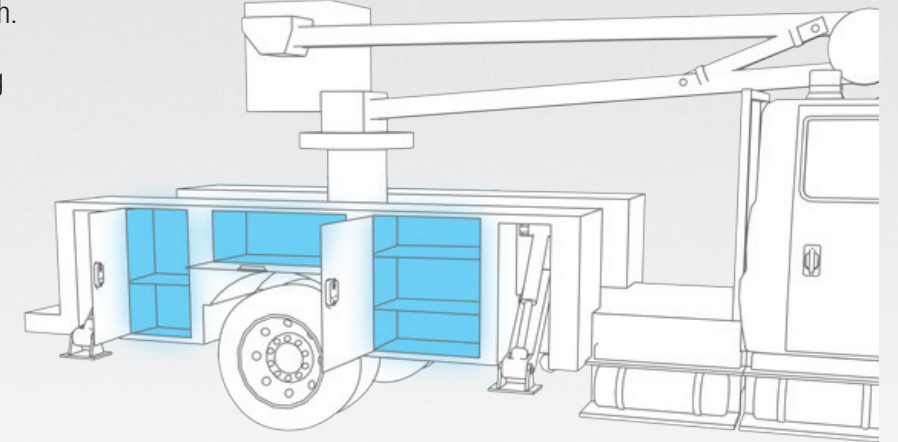
The crew areas are key to maintaining proper lighting. Grote has several options for interior lighting, all of which provide excellent light output, while maintaining low eye strain. Our interior lights utilize a wavelength that is easy on the eyes, while providing great visibility.

The lights shown below can be tailored to the application needs. One option to consider is a dual color LED dome lamp. These lights are available in Red / White or Blue / White. Using red while driving can help night vision for the responder when he or she exits the vehicle. Having these dual color can allow white while entering, or viewing documents, and red when night vision is most important.



COMPARTMENT LIGHTING

Grote has designed lights specifically to solve these issues. The SlimWhite provides strong light output, and both can be tailored to length. Placing a strip in the corner standing up, can light compartments that have shelves. Placing any of these lights on the ceiling will provide a good solution for compartments that do not have shelves.



6.5" S100 LED WHITELIGHT™ SURFACE MOUNT DOME LAMP

Low profile sleek design, less than 15.0mm depth. Moisture resistant construction allows for a wide variety of uses. Surface mount allows for quick and easy installation. 300 Lumens of output utilizing the latest LED WhiteLight™ technology. Operates at -40C to +50C. 12V / .6A; 24V / .38A.

- 61391 - 12V
- 61401 - 24V
- 61411 - 12V, w/Motion Sensor
- 61421 - 24V, w/Motion Sensor



COURTESY AND DOME RECTANGULAR LED LAMP

LED lamp is rated to 50,000 hours. Fits existing, similar incandescent lamp mountings. Low heat will not melt lens. Encapsulant potting for total circuit board protection against moisture and corrosion. Dimensions 4.75x2.75.

- 61F30 - 10-32V, White/Red, Black, Surface Mount
- 61F40 - 10-32V, White/Blue, Black, Surface Mount
- 61991 - 12V, White, 6 Diodes, Recess-Mount



LED SLIMWHITE

High-output 500 lumen LED dome lamp emits low heat. Tough polycarbonate lens, sturdy aluminum base and conformed coated circuits. Profile is less than 3/4" high. Rated at 50,000 service hours. Velcro® and other mounting clip options available. Call your Grote representative for more information on custom lengths.

- 61E81 - 12V, 18" - White - 500 Lumens
- 61E91 - 24V, 18" - White - 500 Lumens
- 61281 - 12V, 48" - White - up to 1500 Lumens!



4" LED WHITELIGHT™ LAMP

Uses 70% less power than incandescent options. Integrated flange for easy installation. Male Pin for multiple pigtail and connection options.


- 61H01 - 12V, Grommet Mount
 - 61H11 - 24V, Grommet Mount
 - 61G91 - 12V, Integrated Flange
 - 61H21 - 24V, Integrated Flange
- See page 14 for mounting options.



GROTE SELECT™ LED FLOOD LAMP

Compact design suits various applications. Low power consumption, EMC R10 Approved. IP 67: resistant to water and dust. Offers increased reliability and service life. PC lens and aluminum housing. Lamp includes a swivel stainless steel bracket, bolts and washers for easy installation. Connection: 11" cable, blunt cut.

- 64H01-5 - Flood, Hardwire



LED PUMP PANEL LAMP

High-output LED dome lamp emits low heat. Tough polycarbonate lens. Sturdy aluminum base. Profile is less than 3/4" high. Rated at 50,000 service hours. Velcro® and other mounting clip options available. Call your Grote representative for more information on custom lengths.

- 61G81 - 12V, 18", Clear Lens, 700 Lumen, .65A
- 61G01 - 12V, 48", Clear Lens, 3 function 2100 Lumen max, 1.3A, .65A, 1.95A



18" LED WHITELIGHT™ RECESSED-MOUNT DOME LAMP

Encapsulant potting for total circuit board protection. Robust, one-piece, aluminum housing and removable acrylic lens. Built-in, automatic thermal protection device. Operating temperatures -40C to +50C.

- 61611 - 12V, White, High Output, 18 Diode, 2.16A
- 61881 - 12V, White, 10 Diode, 1.2A
- 61291 - 12V, White, 6 Diode, 1.75A



LED WHITELIGHT™ 7" ROUND, DOME LAMP

High output white LED lamp. Encapsulant potting for total circuit board protection against moisture and corrosion. Designed to operate in extreme cold temperatures of up to -40C. Shallow recess requires only 1 1/4" depth for mounting pan. Self-resetting cutoff device in case lamp experiences excess heat.

- 61811 - 12V, Clear
- 61061 - 24V, Clear



6.5" S100 LED WHITELIGHT™ SURFACE MOUNT DOME LAMP

Low profile sleek design, less than 15.0mm depth. Moisture resistant construction allows for a wide variety of uses. Surface mount allows for quick and easy installation. 300 Lumens of output utilizing the latest LED WhiteLight™ technology. Operates at -40C to +50C. 12V / .6A; 24V / .38A.

- 61391 - 12V
- 61401 - 24V



6" OVAL LED UTILITY LAMP

400 lumens of powerful LED WhiteLight™ that uses 70% less power. Male Pin connection.

- 61G31 - 12V, Male Pin
- See page 14 for mounting options.



LED SLIMWHITE

High-output 500 lumen LED dome lamp emits low heat. Tough polycarbonate lens, sturdy aluminum base and conformed coated circuits. Profile is less than 3/4" high. Rated at 50,000 service hours. Velcro® and other mounting clip options available. Call your Grote representative for more information on custom lengths.

- 61E81 - 12V, 18" - White - 500 Lumens
- 61E91 - 24V, 18" - White - 500 Lumens
- 61281 - 12V, 48" - White - up to 1500 Lumens!



BRITEZONE™ LED WORK LAMPS

Value priced. Rugged construction. Dependable performance. All are reflected in BriteZone—Grote's line of affordable LED lamps that are designed to work when you need them without exception. Rain or shine, day or night, wet or dry, BriteZone far outshines halogen and gets the job done!

SURFACE LIGHTING

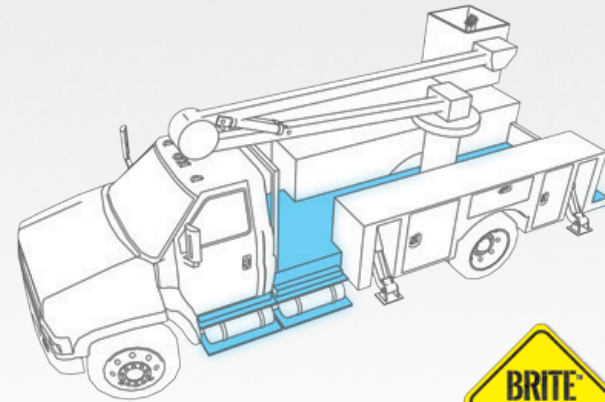


LED 0.7 Amps at 12VDC

BRITEZONE™ LED MINI SQUARE WORK LAMP

Compact design suits various applications. Low power consumption, EMC R10 Approved. PC lens and aluminum housing. Lamp includes a swivel stainless steel bracket, bolts and washers for easy installation.

BZ601-5 - 12-36V, 775 Raw Lumens



GROUND LIGHTING

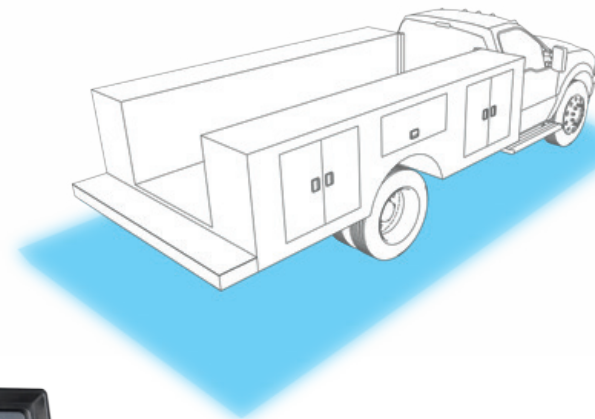


LED 1.3 Amps at 12VDC

BRITEZONE™ LED SLIM WORK LAMP

With rugged, durable construction and LED power that far outshines halogen, LED BriteZone™ lights get the job done. Low 16W power consumption. Small and compact rectangular design.

BZ301-5 - 9-32V, 1400 Raw Lumens



LED 1.3 Amps at 12VDC

BRITEZONE™ LED ROUND WORK LAMP

Boating, mowing, off-roading, working, long after the sun goes down, you need a light that's as tough and tireless as you are. Flood pattern with Cool White Color. 6 High performance LEDs.

BZ101-5 - 9-32V, 1600 Raw Lumens



LED 0.9 Amps at 12VDC

BRITEZONE™ LED SQUARE WORK LAMP

Sheds light on any use—even tow trucks, garbage trucks and forklifts—without breaking the bank. Die-Cast Aluminum Housing. Square shape allows light to be used in multiple applications.

BZ201-5 - 9-32V, 1100 Raw Lumens



SCENE LIGHTING



LED 1.3 Amps at 12VDC

BRITEZONE™ LED ROUND WORK LAMP

Boating, mowing, off-roading, working, long after the sun goes down, you need a light that's as tough and tireless as you are. Flood pattern with Cool White Color. 6 High performance LEDs.

BZ101-5 - 9-32V, 1600 Raw Lumens


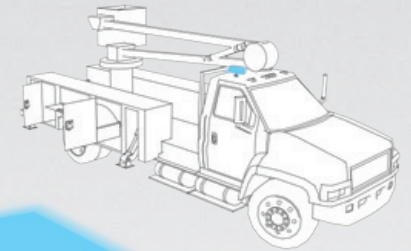


LED 0.7 Amps at 12VDC

BRITEZONE™ LED MINI SQUARE WORK LAMP

Compact design suits various applications. Low power consumption, EMC R10 Approved. PC lens and aluminum housing. Lamp includes a swivel stainless steel bracket, bolts and washers for easy installation.

BZ601-5 - 12-36V, 775 Raw Lumens



LED 0.9 Amps at 12VDC

BRITEZONE™ LED SQUARE WORK LAMP

Sheds light on any use—even tow trucks, garbage trucks and forklifts—without breaking the bank. Die-Cast Aluminum Housing. Square shape allows light to be used in multiple applications.

BZ201-5 - 9-32V, 1100 Raw Lumens



LED 1.3 Amps at 12VDC

BRITEZONE™ LED SLIM WORK LAMP

With rugged, durable construction and LED power that far outshines halogen, LED BriteZone™ lights get the job done. Low 16W power consumption. Small and compact rectangular design.

BZ301-5 - 9-32V, 1400 Raw Lumens



BED LIGHTING



LED 1.3 Amps at 12VDC

BRITEZONE™ LED ROUND WORK LAMP

Boating, mowing, off-roading, working, long after the sun goes down, you need a light that's as tough and tireless as you are. Flood pattern with Cool White Color. 6 High performance LEDs.

BZ101-5 - 9-32V, 1600 Raw Lumens

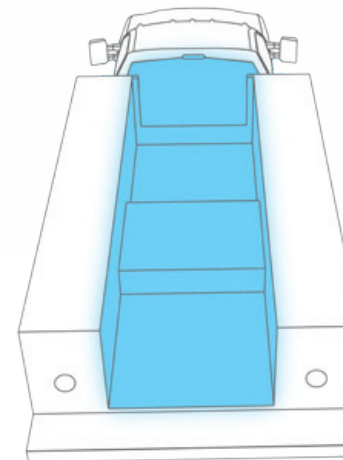


LED 0.7 Amps at 12VDC

BRITEZONE™ LED MINI SQUARE WORK LAMP

Compact design suits various applications. Low power consumption, EMC R10 Approved. PC lens and aluminum housing. Lamp includes a swivel stainless steel bracket, bolts and washers for easy installation.

BZ601-5 - 12-36V, 775 Raw Lumens



LED 0.9 Amps at 12VDC

BRITEZONE™ LED SQUARE WORK LAMP

Sheds light on any use—even tow trucks, garbage trucks and forklifts—without breaking the bank. Die-Cast Aluminum Housing. Square shape allows light to be used in multiple applications.

BZ201-5 - 9-32V, 1100 Raw Lumens



LED 1.3 Amps at 12VDC

BRITEZONE™ LED SLIM WORK LAMP

With rugged, durable construction and LED power that far outshines halogen, LED BriteZone™ lights get the job done. Low 16W power consumption. Small and compact rectangular design.

BZ301-5 - 9-32V, 1400 Raw Lumens

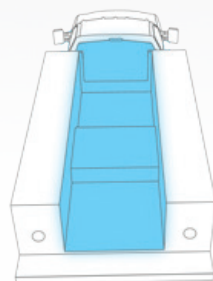

LIGHTFORM® LED STRIPS



LightForm is the most contemporary lighting technology in the world today and it is made in the USA. What makes LightForm different is that it uses no solder, resistors or even a packaged LED for the light source. No mechanical parts means no mechanical failure. Completely flexible, only a .5 mil thick and just a .5" wide LightForm allows you to put light where it was never possible before. Available in 6 colors and four standard strip lengths LightForm is the lighting you have been waiting for.



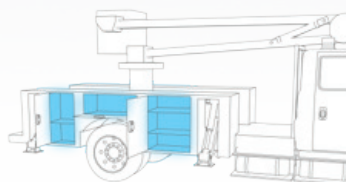

BED LIGHTING



LIGHTFORM® LED STRIPS

- | | |
|--|---|
| L11510801 White - 11.3'/288mm | L11510802 Red - 11.3'/288mm (for night vision) |
| L14510801 White - 17.0'/432mm | L14510802 Red - 18.89'/480mm (for night vision) |
| L12510801 White - 22.67'/576mm | L12510802 Red - 22.67'/576mm (for night vision) |
| L13510801 White - 34.02'/864mm | L13510802 Red - 34.02'/864mm (for night vision) |
| L11162001 Bright White - 11.3'/288mm | L11510804 Green - 11.3'/288mm (for night vision) |
| L14162001 Bright White - 17.0'/432mm | L14510804 Green - 17.0'/432mm (for night vision) |
| L12162001 Bright White - 22.67'/576mm | L12510804 Green - 22.67'/576mm (for night vision) |
| L13162001 Bright White - 34.02'/864mm | L13510804 Green - 34.02'/864mm (for night vision) |
| L15162001 Bright White - 144mm (tight spots) | |

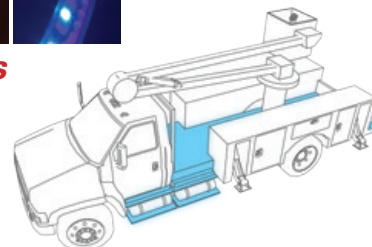
COMPARTMENT LIGHTING



LIGHTFORM® LED STRIPS

- | | |
|---------------------------------------|--------------------------------|
| L15162001 Bright White - 5.67'/144mm | L11510801 White - 11.3'/288mm |
| L11162001 Bright White - 11.3'/288mm | L14510801 White - 17.0'/432mm |
| L14162001 Bright White - 17.0'/432mm | L12510801 White - 22.67'/576mm |
| L12162001 Bright White - 22.67'/576mm | L13510801 White - 34.02'/864mm |
| L13162001 Bright White - 34.02'/864mm | |



SURFACE LIGHTING



LIGHTFORM® LED STRIPS

- | | |
|--------------------------------|--------------------------------|
| L11510801 White - 11.3'/288mm | L11510802 Red - 11.3'/288mm |
| L14510801 White - 17.0'/432mm | L14510802 Red - 18.89'/480mm |
| L12510801 White - 22.67'/576mm | L12510802 Red - 22.67'/576mm |
| L13510801 White - 34.02'/864mm | L13510802 Red - 34.02'/864mm |
| L11510804 Green - 11.3'/288mm | L14510804 Green - 17.0'/432mm |
| L14510804 Green - 17.0'/432mm | L12510804 Green - 22.67'/576mm |
| L12510804 Green - 22.67'/576mm | L13510804 Green - 34.02'/864mm |
| L1510805 Blue - 11.3'/288mm | |
| L14510805 Blue - 17.0'/432mm | |
| L12510805 Blue - 22.67'/576mm | |
| L13510805 Blue - 34.02'/864mm | |

INTERIOR LIGHTING



LIGHTFORM® LED STRIPS

- | | |
|---------------------------------------|--------------------------------|
| L15162001 Bright White - 5.67'/144mm | L11510801 White - 11.3'/288mm |
| L11162001 Bright White - 11.3'/288mm | L14510801 White - 17.0'/432mm |
| L14162001 Bright White - 17.0'/432mm | L12510801 White - 22.67'/576mm |
| L12162001 Bright White - 22.67'/576mm | L13510801 White - 34.02'/864mm |
| L13162001 Bright White - 34.02'/864mm | |

SUPPORT PRODUCTS - SIGNAL LAMPS



LED .08-.31 Amps at 12VDC

4" ROUND LED S/T/T WITH INTEGRATED BACK-UP LIGHT

Innovative patented design combines all Stop Tail Turn and Back-up functions into one industry standard size lamp. A new robust design for consistent compliance utilizing dedicated LEDs for Stop and Tail. Provides high level electrical protection for: reverse voltage, over voltage, electrical transients, and overheating. Designed to meet electrical specifications of all major Class 8 truck manufacturers. Standard 4-Pin Hard Shell connector.

- 55162 - Integrated 4-Pin
- 55202 - Integrated 4-Pin w/ Stainless Steel Flange
- 55212 - Integrated 4-Pin w/ Gray Poly Carbonate Flange



LED .017-.16 Amps at 12VDC

6" OVAL LED S/T/T WITH INTEGRATED BACK-UP LAMP

Innovative patent-pending design combines all Stop/Tail/Turn and Back-up functions into one industry standard size lamp. Symmetrical design meets legal requirements at any mounting angle. LED technology provides less maintenance costs and long life. Industry-standard oval design fits existing mounting grommets, brackets, and flanges.

- 54682 - 12V, Female Pin Termination
- 54672 - 12V, Male Pin Termination
- 54702 - 12V, Integrated Hard Shell




LED .017-.13 Amps at 12VDC

6" OVAL LED STOP/TAIL/TURN LAMP

Thin profile design minimizes chance of external impact damage. LED technology provides less maintenance costs and long life. Industry-standard design fits existing mounting grommets, brackets, and flanges. Symmetrical design meets legal requirements at any mounting angle.

- 54722 - 12V, Hard Shell Termination
- 54752 - 12V, Male Pin Termination
- 54762 - 12V, Female Pin Termination



LED .05 Amps at 12VDC

MICRONOVA® LED INDICATOR LAMP

Clear lens with Red / Green LEDs. Suitable for bright sunlight applications. Grommet mount with no exposed fasteners. Dual color circuitry molded into pigtail with Bullet Connectors.

- 49460 - Red/Green Indicator



LED 4 Amps at 12VDC

LED AMBER WARNING LAMP FOR AGRICULTURE & OFF-HIGHWAY APPLICATIONS

Lamps meet the latest ASABE S279 specifications. Lamps may be mounted right side up, upside down, or vertically and still meet compliance specifications. Lamps employ bi-voltage circuitry - 12/24 volt.

- 56160-5 - 12V & 24V, Surface Mount
- 56150-5 - Pedestal Mount



LED 0.05 Amps at 12VDC

MICRONOVA® DOT LED INDICATOR LAMP

Durable one-piece LED lamp. No mounting hardware required. Hardwired with .180 standard UBS plug connectors for maximum performance.


- 60824 - Green Indicator



CONSPICUITY TAPE

Exceeds DOT requirements. Bright prismatic appearance. Reflects light even in daytime. Durable, impact and solvent resistant

- 41160 - 2' x 150' Roll - 5 year warranty
- 40650 - 2' x 150' Roll - 10 year warranty



STICK-ON TAPE REFLECTORS

Durable, impact resistant. Adheres permanently to flat or curved surfaces. Exceeds DOT and SAE "A" reflex requirements

- 41143 - 2 15/16" Round, Yellow
- 41142 - 2 15/16" Round, Red
- 41153 - 1 11/16" X 4 1/4" Strips, Yellow
- 41152 - 1 11/16" X 4 1/4" Strips, Red



MICRONOVA® SECURITY PLATE

The plate mounts directly to vehicle with stainless steel rivets or screws. Installs directly over grommet mounted MicroNova Dot without impeding light output performance. The steel riveted plate provides an additional layer of theft deterrence. Use stainless steel rivets (.119 rivet) or screws (not included). Designed to work with all grommet mounted red and yellow dot marker lamps

- 42063 - Stainless Steel Security Plate

SUPPORT PRODUCTS - SIGNAL LAMPS



LED 0.24 Amps
at 12VDC

SUPERNOVA® 4" NEXGEN™ LED STOP / TAIL / TURN

Less current draw than standard incandescent lamps for increased fuel efficiency and more power available to other vehicle systems. 20% less current draw than major competitor LED products. Fully encapsulated circuitry provides protection from the elements. Similar look to incandescent light, which helps prevent theft.

54332 - Red, Male Pin
54333 - Yellow, Male Pin




LED 0.24 Amps
at 12VDC

SUPERNOVA® 4" 10-DIODE PATTERN STOP / TAIL / TURN LED LAMP

Lens design spreads light for maximum dispersion. Encapsulant potting for total circuit board protection. Hermetic lens-to-housing seal. Advanced Pin Connection System uses tin-plated, solid brass pin terminals. Uses same UBS pigtail as Male Pin incandescent.

53252 - Red, Male Pin 53253 - Yellow, Male Pin
53552 - Red, Hard Shell 53553 - Yellow, Hard Shell




LED 0.48 Amps
at 12VDC

SUPERNOVA® 4" FULL-PATTERN STOP / TAIL / TURN LED LAMP

Encapsulant potting for total circuit-board protection. Hermetic lens-to-housing seal. Advanced pin connection system uses tin-plated, solid brass pin terminations. Uses same UBS pigtail as Male Pin incandescent.

53312 - Red, Male Pin
53313 - Yellow, Male Pin



LED 0.02 Amps
at 12VDC

SUPERNOVA® LED 9-DIODE OVAL STOP/TAIL/TURN LAMP

High visibility optics combined with high output LED's result in a high performing stop, tail and turn lamp. Available in Grote OEM male pin, hard shell, and hard wired termination options for easy retrofit or replacement. Electronics completely encapsulated with durable epoxy for maximum protection from the environment. Fits current mounting flanges and grommets.

54132 - Red, Male Pin 54133 - Yellow, Male Pin
54142 - Red, Hard Shell 54143 - Yellow, Hard Shell




LED 0.48 Amps
at 12VDC

SUPERNOVA® LED OVAL STOP/TAIL/TURN LAMP

Advanced Pin Connection System uses tin-plated, solid-brass terminals. Encapsulant potting covers LED circuit board. Male pin termination for premium sealability. Meets specifications for vertical & horizontal mounting.

53962 - Red, Male Pin
53963 - Yellow, Male Pin



LED 0.25 Amps
at 12VDC

SUPERNOVA® 4" DUAL SYSTEM LED BACK-UP LAMP

Requires two lamps to meet back-up function. Environmental encapsulant potting for total circuit board protection. Advanced pin connection system uses tin-plated, solid brass terminations. Uses same UBS pigtail as male incandescent. Hard coated lens for long-term UV protection.

62391 - Clear



LED 0.55 Amps
at 13.5VDC

SUPERNOVA® 4" DUAL SYSTEM LED BACK-UP LAMP

Fits standard round or oval grommets and brackets. Hermetically sealed lamp prevents water intrusion. Requires two lamps to meet back-up function. Encapsulant potting for total circuit board protection.

62091 - Round, Clear, Male Pin
62101 - Round, Clear, Hard Shell
62051 - Oval, Male Pin



LED 0.05 Amps
at 12VDC

MICRONOVA® LED LICENSE LAMP

Durable one-piece lamp design. Indexed, snap-fit mounting to brackets. Angled drain slots to prevent buildup behind the light. Direct replacement to existing 60601 (LED) and 60261 offerings. Hardwire w/ .180 slim-line UBS plug for maximum performance.

60671 - Replacement Lamp - Clear
60701 - Vertical Mount - Black (60671 + 43960)
60681 - Vertical Mount - Gray (60671 + 43962)
60691 - Horizontal Mount - Black (60671 + 42162)



LED 0.03 Amps
at 12VDC

MICRONOVA® DOT CLEARANCE / MARKER LED LAMPS

Small size provides more flexibility. Outperforms all legal requirements. Available in PC and P2 versions. Sleek aerodynamic styling extrudes less than 3/8" from mounted surface. No fasteners required. Available in 12V and 24V versions.

49322 - Red P2 w/ Grommet
49332 - Red PC w/ Grommet
49333 - Yellow P2 / PC w/ Grommet

SUPPORT PRODUCTS



LED 1.0 Amps
at 12VDC

BRITEZONE™ GO ANYWHERE LED WORK LAMP

The Go Anywhere LED Work Light comes with a wall charger and a car charger for added convenience. The magnetic polymer base allows you to secure the lamp to most metal surfaces.


BZ501-5 - 12V, 1100 Raw Lumens



BRITEZONE™ LENSES FOR GO ANYWHERE LED WORK LAMP

Snaps on to BriteZone Hand Held Lamp BZ501-5

BZ701 - Clear
BZ702 - Red
BZ703 - Yellow
BZ705 - Blue



LIGHTFORM® LED STRIPS

L11510804 Green - 288mm (indicator)
L1151080 Yellow - 288mm (identify crane/outrigger arms, protruding bumpers) not a legal marker but can be an auxiliary.



BRITEZONE™ CAR CHARGER FOR BZ401-5 OR BZ501-5

For use with BriteZone Hand Held Lamps BZ401-5 and BZ501-5. High Speed Charging.

BZ901-5 - 4ft length



ADJUSTABLE BRACKET FOR TRILLIANT™

Adjustable and lockable bracket for the Trilliant™ LED Whitelight™ lamps. Gives more aiming control than the standard bracket and additional reliability. Cantilever locking mechanism stays in place in even the most harsh environment.

43652 - Black Bracket



LED 1.0 Amps
at 12VDC

BRITEZONE™ EZ GRIP LED WORK LAMP

The EZ Grip LED Work Light comes with a wall charger. The magnetic base allows you to secure the lamp to most metal surfaces. With rugged, durable construction and LED power that far outshines halogen, BriteZone™ lights get the job done.

BZ401-5 - 12V, 775 Raw Lumens



BRITEZONE™ WALL CHARGER FOR BZ401-5 OR BZ501-5

For use with BriteZone Hand Held Lamps BZ401-5 and BZ501-5. For use with North American 120v Outlets.

BZ801-5 - 4ft length

SUPPORT PRODUCTS - PIGTAILS BRACKETS AND GROMMETS

DIMENSIONS - LAMPS, BRACKETS AND GROMMETS



GROMMET FOR 6" OVAL OR 4" ROUND LAMPS

Fits 6" oval or 4" round lamps. Oval fits 2.5" x 6.76" size hole and round fits 4.5" hole. Both fit panel thickness up to 1/4".

- 92420 - Oval, Open Back
- 92720 - Oval, Closed Back
- 91740 - Round, Open Back
- 91950 - Round Closed Back



THEFT-RESISTANT MOUNTING FLANGE FOR OVAL OR ROUND 4" LAMPS

Snap-in feature, locks lamp in place to reduce chance of theft. Attractive add-on option improves the look of any rig or trailer.

- 43723 - Oval, Stainless Steel
- 43223 - Oval, Chrome Plated, ABS
- 43222 - Oval, Black, Polycarbonate
- 92510 - 4" Round, White, Polycarbonate
- 92512 - 4" Round, Black, Polycarbonate
- 92511 - 4" Round, Gray, Polycarbonate
- 92513 - 4" Round, Chrome Plated, ABS
- 43253 - 4" Round, Stainless Steel



SNAP-IN THEFT-RESISTANT FLANGE FOR 4" ROUND LED LAMPS

Flange is held in place by snap tabs as opposed to standard screw holes, for a quicker, easier installation. Snap tabs on the flange lock the flange into place, keeping it from backing out of the hole. Flange is theft-resistant once snap tabs are in place. Foam gasket cushions flange from vibration and road shock. Panel thickness .120" to .250" thick mounting hole size 4.50" diameter.

- 93553 - Chrome
- 93552 - Black



MOUNTING BRACKET FOR OVAL OR 4" ROUND LAMPS

90° angle bracket. For use with oval or round lamps. Grommet required for mounting.

- 43362 - 90°, Oval, Black
- 42052 - 45°, 4" Round, Black
- 43572 - 90°, 4" Round, Black



"Z" MOUNTING BRACKET FOR OVAL LAMPS

Heavy gauge steel, baked black enamel finish. Grommet or flange required for mounting.


- 43952 - Black



SURFACE MOUNT SNAP-IN FLANGE FOR OVAL LAMPS

Allows for quick and easy surface mount application.


- 42153 - Chrome
- 42152 - Black



STOP / TAIL / TURN THREE-WIRE PLUG-IN PIGTAILS FOR MALE-PIN LAMPS

Dual function for S / T / T lamps. O-ring seal resists moisture and corrosion. Quality ULTRA-BLUE-SEAL® construction. Grease grooves for additional sealing protection.


- 66815 - 6" Long, Ground Return System, Slim-line .180 Male
- 66816 - 6" Long, Ground Return System, 90° Plug, Slim-line .180 Male



TWO-WIRE PLUG-IN PIGTAILS FOR MALE-PIN LAMPS

Straight-in pigtail. Single function. O-ring seal resists moisture and corrosion. Quality ULTRA-BLUE-SEAL® construction. Grease grooves for additional sealing protection.

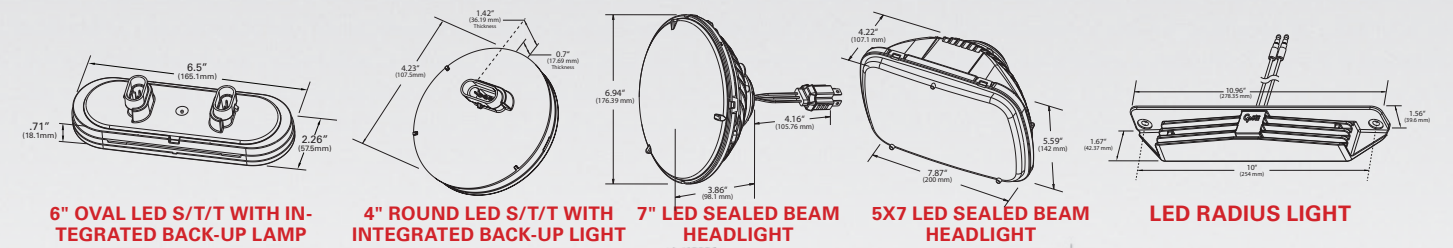
- 66842 - 10" Long, Chassis Ground, Slim-line .180 Male
- 66846 - 10" Long, Chassis Ground, 90° Plug, Slim-line .180 Male



ADAPTER PLUGS

Female to male pin lamp termination, and male to female pin lamp termination.

- 66836 - 6" Long, Female Pin to 90° Male Pin Lamp Termination
- 66830 - 6" Long, Female Pin to Male Pin Lamp Termination



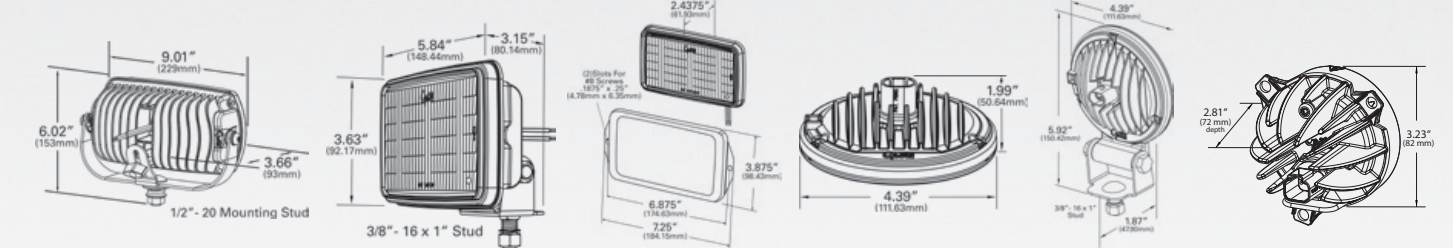
6" OVAL LED S/T/T WITH INTEGRATED BACK-UP LAMP

4" ROUND LED S/T/T WITH INTEGRATED BACK-UP LIGHT

7" LED SEALED BEAM HEADLIGHT

5X7 LED SEALED BEAM HEADLIGHT

LED RADIUS LIGHT



TRILLIANT®

TRILLIANT® MINI

TRILLIANT® MINI FLUSH MOUNT

TRILLIANT® 36 LED BULB

TRILLIANT® 36 BRACKETED

TRILLIANT® 26 LED WORK LIGHT



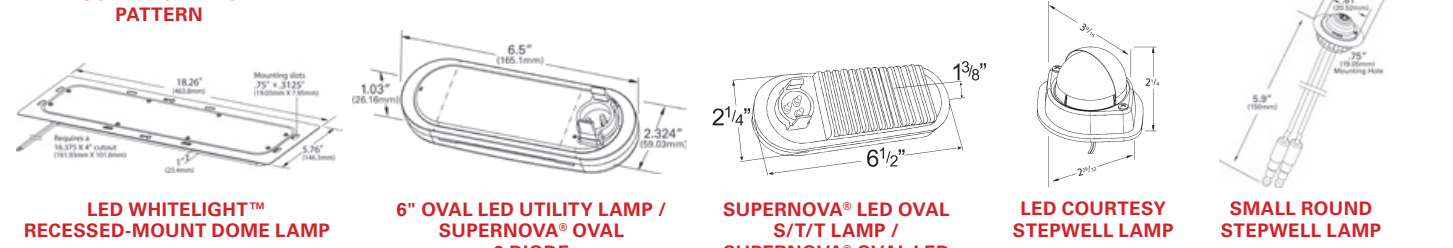
4" LED WHITELIGHT™ LAMP / 4" SUPERNOVA® 10-DIODE / 4" SUPERNOVA® FULL PATTERN

SUPERNOVA® 4" NEXGEN™ LED S/T/T

4" LED WHITELIGHT™ LAMP FLANGE MOUNT

LED WHITELIGHT™ 7" ROUND, DOME LAMP

S100



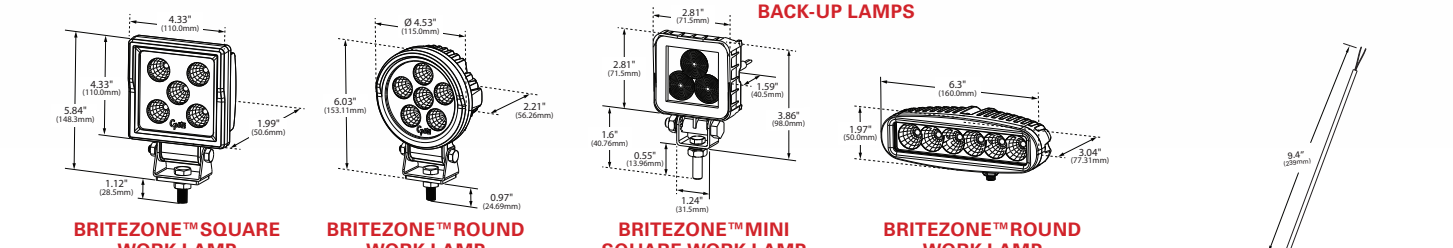
LED WHITELIGHT™ RECESSED-MOUNT DOME LAMP

6" OVAL LED UTILITY LAMP / SUPERNOVA® OVAL 9 DIODE

SUPERNOVA® LED OVAL S/T/T LAMP / SUPERNOVA® OVAL LED BACK-UP LAMPS

LED COURTESY STEPWELL LAMP

SMALL ROUND STEPWELL LAMP

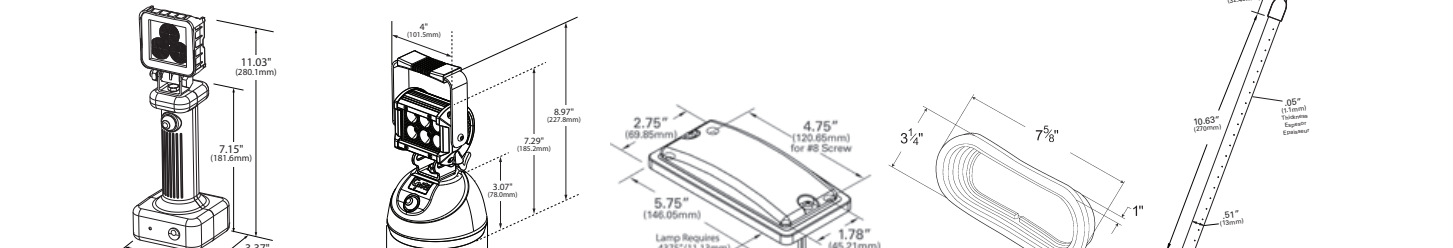


BRITEZONE™ SQUARE WORK LAMP

BRITEZONE™ ROUND WORK LAMP

BRITEZONE™ MINI SQUARE WORK LAMP

BRITEZONE™ ROUND WORK LAMP



BRITEZONE™ EZ GRIP LED WORK LAMP

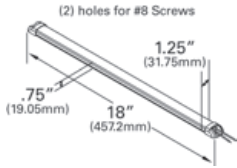
BRITEZONE™ GO ANYWHERE LED WORK LAMP

RECTANGULAR LED LAMP

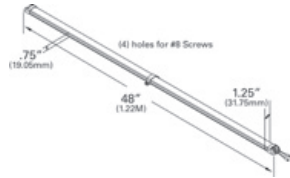
GROMMET FOR OVAL LAMPS

LIGHTFORM® LED STRIP

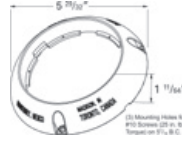
DIMENSIONS - LAMPS, BRACKETS AND GROMMETS



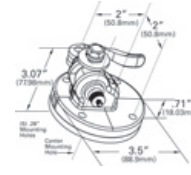
**18" LED SLIMWHITE/
PUMP PANEL STRIP**



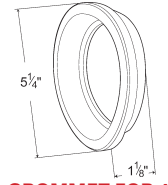
**48" LED SLIMWHITE/
PUMP PANEL STRIP**



**SURFACE MOUNT
BRACKET FOR 4"
LED LAMPS**



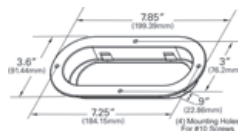
**ADJUSTABLE
BRACKET FOR
TRILLIANT®**



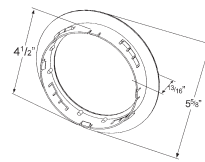
**GROMMET FOR 4"
ROUND LAMPS**



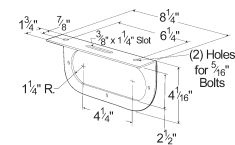
**SURFACE MOUNT SNAP-
IN FLANGE FOR OVAL
LAMPS**



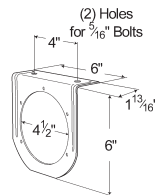
**THEFT-RESISTANT
MOUNTING FLANGE
FOR OVAL LAMPS**



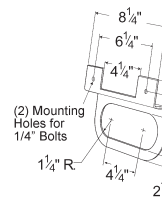
**SNAP-IN THEFT-
RESISTANT FLANGE FOR
4" ROUND LED LAMPS**



**MOUNTING BRACKET
FOR OVAL LAMPS**



**MOUNTING
BRACKET FOR 4"
ROUND LAMPS**



**"Z" MOUNTING
BRACKET FOR
OVAL LAMPS**

Grote Industries, Inc.
2600 Lanier Drive
Madison, Indiana 47250
USA
Phone: 812-273-1296
Phone: 800-628-0809
Fax: 812-265-8440
Email: safety@grote.com

Grote Industries, Co.
230 Travail Road
Markham, Ontario L3S 3J1
Canada
Phone: 905-209-9744
Phone: 800-268-5612
Fax: 905-209-9757
Fax: 800-267-9024
Email: canada@grote.com

**Grote Comercial Latinoamérica
S. de R.L. de C.V.**
Ave. Rogelio González
Caballero 225
Parque Industrial Stiva Aeropuerto
Apodaca, Nuevo León
México
Código Postal 66600
Phone: 011 (52) 81-8262-4400
Fax: 011 (52) 81-8262-4404
Email: mexico@grote.com

Grote Industries Europe GmbH
Am Schaidweg 3
D-94559 Niederwinkling
Germany
Phone: +49 9962 / 20008-0
Email: europe@grote.com

**Grote (Shanghai) Vehicle
Lighting Systems Co., Ltd.**
485 Xin Run Road, Xinqiao Township,
Song Jiang, Shanghai, China 201612
Phone: +86.21.5774.9633
Email: asia@grote.com