

# Thanksgiving Worksheet 1


Parents, help your child to:

1. Trace each word
2. Sound it out and work out what it says
3. Draw a line from the word to its matching image

hat



pie



leaf



turkey



corn










football



# Thanksgiving Worksheet 2

Parents, help your child to:

1. Count the objects in each group
2. Write the number in the box




# Thanksgiving Worksheet 3

Parents, help your child to:

1. Use each picture to work out what the word is meant to be
2. Unscramble the letters and write the word correctly

kryeut



\_\_\_\_\_

rocn



\_\_\_\_\_

tah



\_\_\_\_\_

epi




\_\_\_\_\_

flae



\_\_\_\_\_

mya



\_\_\_\_\_

# Thanksgiving Worksheet 4

Parents, help your child to:

1. Look at each of the patterns
2. Circle the object that comes next

