



ELECTRIC FANS

Specifications


Electric Fans Are Ideal For Supplemental Or Add-On Cooling Needs

Rapid-Cool® / Thin-Line Electric Fans

Available in 4 sizes, Rapid-Cool® / Thin-Line Electric Fans can be used for either primary or add-on cooling. Each fan comes complete with mounting hardware for simple installation and offers the following features:

FEATURES

- REVERSIBLE PUSH/PULL OPERATION
- QUIET, HIGH FLOW "S" BLADE DESIGN
- HIGH QUALITY, LONG LIFE MOTORS
- FULL FINGER GUARD SHROUD
- THIN, AERODYNAMIC PROFILE FOR APPLICATIONS WITH LIMITED SPACE
- COMPATIBLE WITH ALL IMPERIAL FAN CONTROLLERS



226108

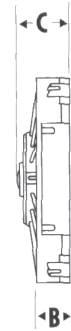
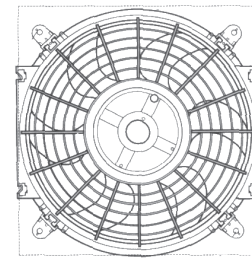
NEW! 8" HEAVY DUTY ELECTRIC FAN

Electric Fan Specification Chart

PART #	DIAMETER	MOUNT AREA	B (IN.)	C (IN.)	CFM ¹	CFM ²	AMP DRAW
226108	8"	7 X 8.25	2-1/4	2-5/8	400	360	7.8
226110	10	10-7/8 X 11-3/8	1-5/8	2-5/8	650	500	5.4
226112	12	11-7/8 X 12-1/2	1-5/8	2-3/4	800	675	8.8
226114	14	13-7/8 X 14-3/4	1-3/4	3-5/8	1250	1050	11.5
226116	16	15-3/4 X 16-3/4	2	4-1/4	1400	1150	16.5
226216	16	15-3/4 X 16-3/4	2	4-1/4	1500	1300	20.4

¹ Cubic feet per minute free airflow.

² Cubic feet per minute airflow across a typical radiator.



ILLUSTRATED SECTION




Super Duty Fans

Our Super Duty fans are designed to provide outstanding cooling as well as complement other high performance cooling accessories. Available with red, yellow or black shrouds, Super Duty fans come complete with mounting hardware and feature the following:

FEATURES

- MOTOR COVERS
- QUIET, HIGH FLOW "S" BLADE DESIGN
- REVERSIBLE PUSH/PULL OPERATION
- POWERFUL HI-OUTPUT DC MOTOR
- FULL FINGER GUARD SHROUD
- COMPATIBLE WITH ALL IMPERIAL FAN CONTROLLERS



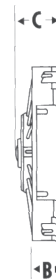
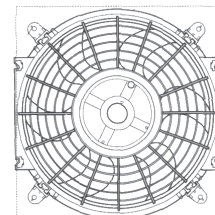
16" Super Duty Fans

Electric Fan Specification Chart

PART #	COLOR	DIAMETER	MOUNT AREA	B (IN.)	C (IN.)	CFM ¹	CFM ²	AMPS
3711	BLACK	16	15-3/4 x 16-3/4	2	4-1/2	1,500	1,300	17
3712	RED	16	15-3/4 x 16-3/4	2	4-1/2	1,500	1,300	17
3713	YELLOW	16	15-3/4 x 16-3/4	2	4-1/2	1,500	1,300	17

¹ Cubic feet per minute free airflow.

² Cubic feet per minute airflow across a typical radiator.





ELECTRIC FANS

Specifications

Dual Electric Fan Assembly

12V Dual Electric Fan Kit contains two twelve inch Rapid-Cool® / Thin-Line fans on an adjustable bracket. Ideal for supplemental cooling applications on larger vehicles including G.M. and Ford powered class "A" motorhomes.

FEATURES

- REVERSIBLE PUSH/PULL OPERATION
- QUIET, HIGH FLOW "S" BLADE DESIGN
- HIGH QUALITY, LONG LIFE MOTORS
- FULL FINGER GUARD SHROUD
- THIN, AERODYNAMIC PROFILE FOR APPLICATIONS WITH LIMITED SPACE
- COMPATIBLE WITH ALL IMPERIAL FAN CONTROLLERS (FAN OPERATION CAN BE STAGGERED USING 226209 CONTROLLER)


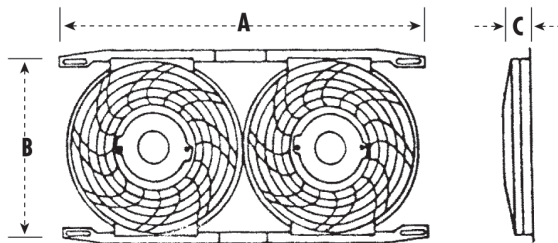


226100

Dual Electric Fan Specification Chart

PART #	A	B	C	FREE AIRFLOW	RPM	AMP DRAW
226100	25-1/4-28-3/8*	13-3/16	2-5/8	1600	2350	16.6

* Adjustable Mounting Bracket

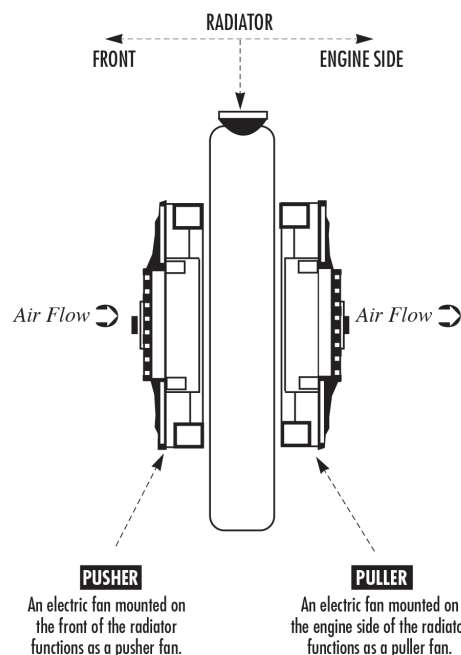


3801 — Powder Coated Brackets will mount two 10", 12", 14" or one 16" fan

3802 — Pre-drilled Powder Coated Brackets
Combine with p/n 3660, 8" HD Electric Fan and p/n 243778, Rapid Cool® Heavy Duty Cooler for a maximum cooling package!



Electric Fan Installation Guide



TO USE AS A PRIMARY COOLING FAN

- 1 Refer to application section to determine the recommended fan(s) for your specific engine.
- 2 Using the specification chart, verify that the recommended fan(s) will fit in the available space on your radiator/AC condenser core, allow 1" clearance between the nearest engine/vehicle component.
- 3 Use either an adjustable or preset fan controller to operate up to two fans. A toggle switch, (not supplied) can also be used.
CAUTION: Do not use fans smaller than those recommended, cooling problems may occur.

TO USE AS AN ADD-ON COOLING FAN

- 1 Measure the available space on the radiator/condenser where the fan is to be mounted. Allow at least 1" of clearance between the nearest engine/vehicle component.
- 2 Refer to the specification chart and determine the largest fan that will fit in the available space.
- 3 Use either an adjustable or preset fan controller to operate up to two fans. A toggle switch (not supplied) may also be used.

ILLUSTRATED SECTION

ELECTRIC FANS

Specifications

Ultra-Cool® High Performance Fans

Ultra-Cool® fans offer the highest airflow outputs in a very low profile. Under 3" thick, they fit a wide variety of primary and supplementary cooling applications including cars, trucks, SUVs and custom vehicles. The unique design allows the fans to be installed as either a pusher or a puller without having to reverse the blade or wiring. A powerful 130/270 watt two-speed motor provides high airflow even with thick or dense radiators.

FEATURES

AVAILABLE IN 12", 14" AND 17" SIZES

ULTRA-LOW PROFILE (2.6")

TWO-SPEED 130/270 WATT MOTOR

ONE ASSEMBLY FOR PUSHER OR PULLER MOUNTING

FULL FINGER GUARD SHROUD

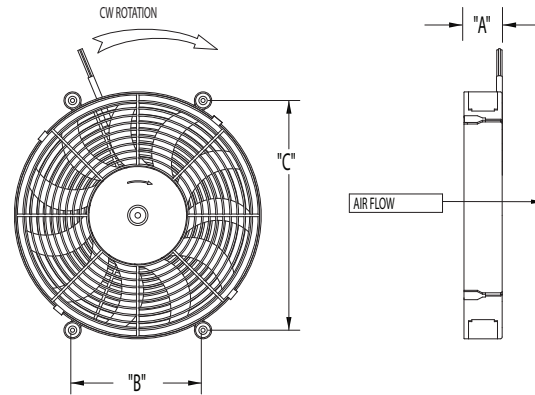
COMPATIBLE WITH 226209 2-SPEED / 2-FAN CONTROLLER



Ultra-Cool® - High Performance Fans

Ultra-Cool® Specification Chart


PART #	FAN/SPEED	A (IN.)	B (IN.)	C DIA. (IN.)	CFM ¹	CFM ²	AMPS
3812	Low	2.6	8.16	11.59	1,250	1,100	17.5
	High	2.6	8.16	11.59	1,450	1,350	21.5
3814	Low	2.6	13.3	14.5	1,300	1,075	13.8
	High	2.6	13.3	14.5	1,700	1,500	23.0
3817	Low	2.6	15.7	16.9	1,725	1,500	17.0
	High	2.6	15.7	16.9	2,100	1,800	23.5




¹ Cubic feet per minute free airflow.

² Cubic feet per minute airflow across a typical radiator.


Five Mounting Hardware Options Included:




Angle Bracket Mounts




Radiator Frame Rail Mounting



Angle Bracket Mount with Extender



Radiator Frame Rail Mount with Extender



Through Radiator Mounting



Each kit includes components above.


226209 Fan Controller

2-SPEED / 2-FAN CONTROLLER

FOR USE WITH ULTRA-COOL® HIGH PERFORMANCE FANS

ADJUSTABLE FROM 160°F – 210°F

PROBE INSTALLS INTO RADIATOR FINS





ELECTRIC FANS Specifications

Electric Fan Controllers

Available in 5 different kits, these fan controllers are compatible with our fans and original equipment fans. Four of these kits have adjustable temperature ranges while the fifth has a fixed operating range. The 226209 2-speed / 2-fan controller is designed for use with our Ultra-Cool® 2-speed fans, but also can be used to stagger operation of two single speed fans. See table for complete operation specifications on each fan controller kit.

Electric Fan Controllers Chart

PART #	TYPE	ADJUSTMENT RANGE °F	TEMPERATURE SETTING	PROBE TYPE	PROBE SIZE	A/C OVERRIDE	HYSTERESIS	LOAD CAPACITY	WIRE CONFIGURATION FOR:
226204	ADJUSTABLE	160–210 °F	160 °F	PUSH-IN	3/16" X 2"	YES	10 °F	30 AMPS	TWO SINGLE SPEED FANS
226208	ADJUSTABLE	160–210 °F	160 °F	THREAD-IN	3/8" MPT	YES	10 °F	30 AMPS	TWO SINGLE SPEED FANS
226206	PRE-SET	N/A	185 °F	PUSH-IN	3/16" X 3"	YES	15 °F	30 AMPS	TWO SINGLE SPEED FANS
226203	ADJUSTABLE	132–248 °F	160 °F	PUSH-IN	1/4" X 3"	NO	15 °F	16 AMPS	N/A
226209	ADJUSTABLE	160–210 °F	160 °F	PUSH-IN	3/16" X 2"	YES	10 °F	50 AMPS	FOUR SINGLE OR TWO DUAL SPEED FANS (1)
3655	ADJUSTABLE	120–210 °F	180 °F	PUSH-IN	3/16" X 2"	YES	10 °F	30 AMPS	ONE OR TWO SINGLE SPEED FANS

(1) Fan Controller 226209 allows setting of the low speed temperature between 160–210 °F. The high speed is preset 10 °F above the low speed activation temperature.



Kit 226204




Kit 226208



Kit 226206



Kit 226203



Kit 226209



226207 - Replacement Relay for P/N 226204, 226208, 226206 & 226209

Digital Fan Controller p/n 3655

- Bolt Mounts to Firewall or Directly Onto Fan Shroud
- Create Your Own Custom Temperature Profile
- Adjustable Set Points Between 120° F - 210° F
- Acquires Full Speed at 10° Above Set Point
- 90° F to 210° F Operating Range

Optional 3/8" MPT brass sending unit also available. Hayden part #355
See more information on the back page of this catalog



Scan here to see instruction sheet for the PWM

ILLUSTRATED SECTION

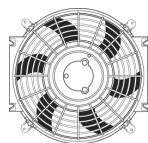


ELECTRIC FANS

Application Guide

RAPID-COOL®/THIN-LINE

FAN CONTROLLERS



ELECTRIC FANS

YEAR	ENGINE	APPLICATION	PRIMARY COOLING (1)	ADD-ON COOLING (2)	PRESET	ECONO ADJUSTABLE	PREMIUM ADJUSTABLE PUSH-IN	PREMIUM ADJUSTABLE SCREW-IN
ACURA CARS AND TRUCKS								
15-08	4 Cyl.		226114	226112	226206	226203	226204	226208
	6 Cyl.		226116 or 226216	226112	226206	226203	226204	226208
07	4 Cyl.		226114	226112	226206	226203	226204	226208
	6 Cyl. 3.2L		226114	226112	226206	226203	226204	226208
	6 Cyl. 3.5L		226116 or 226216	226112	226206	226203	226204	226208
	6 Cyl. 3.7L		226116 or 226216	226112	226206	226203	226204	226208
06	4 Cyl. 2.0L		226112	226110	226206	226203	226204	226208
	4 Cyl. 2.4L		226114	226112	226206	226203	226204	226208
	6 Cyl. 3.2L		226114	226112	226206	226203	226204	226208
	6 Cyl. 3.5L		226116 or 226216	226112	226206	226203	226204	226208
05-04	4 Cyl. 2.0L		226112	226110	226206	226203	226204	226208
	4 Cyl. 2.4L		226114	226112	226206	226203	226204	226208
	6 Cyl. 3.0L		226114	226112	226206	226203	226204	226208
	6 Cyl. 3.2L		226114	226112	226206	226203	226204	226208
03-00	6 Cyl. 3.5L		226116 or 226216	226112	226206	226203	226204	226208
	4 Cyl.		226112	226110	226206	226203	226204	226208
	6 Cyl. 3.0L		226114	226112	226206	226203	226204	226208
	6 Cyl. 3.2L		226114	226112	226206	226203	226204	226208
99	6 Cyl. 3.5L		226116 or 226216	226112	226206	226203	226204	226208
	4 Cyl. 1.8L		226112	226110	226206	226203	226204	226208
	4 Cyl. 2.3L		226114	226112	226206	226203	226204	226208
	6 Cyl. 3.0L		226114	226112	226206	226203	226204	226208
98	6 Cyl. 3.2L		226114	226112	226206	226203	226204	226208
	6 Cyl. 3.5L		226116 or 226216	226112	226206	226203	226204	226208
	4 Cyl. 1.8L		226112	226110	226206	226203	226204	226208
	4 Cyl. 2.3L		226114	226112	226206	226203	226204	226208
	5 Cyl.		226114	226112	226206	226203	226204	226208
	6 Cyl. 3.0L		226114	226112	226206	226203	226204	226208
97-96	6 Cyl. 3.2L		226114	226112	226206	226203	226204	226208
	6 Cyl. 3.5L		226116 or 226216	226112	226206	226203	226204	226208
	4 Cyl.		226112	226110	226206	226203	226204	226208
	5 Cyl.		226114	226112	226206	226203	226204	226208
	6 Cyl. 3.0L		226114	226112	226206	226203	226204	226208
	6 Cyl. 3.2L		226114	226112	226206	226203	226204	226208
95-92	6 Cyl. 3.5L		226116 or 226216	226112	226206	226203	226204	226208
	4 Cyl.		226112	226110	226206	226203	226204	226208
	5 Cyl.		226114	226112	226206	226203	226204	226208
	6 Cyl.		226114	226112	226206	226203	226204	226208
91-86	4 Cyl.		226112	226110	226206	226203	226204	226208
	6 Cyl.		226114	226112	226206	226203	226204	226208
AM GENERAL								
74	6 Cyl. 3.8L		(3)	226112	226206	226203	226204	226208
	6 Cyl. 4.2L		(3)	226114	226206	226203	226204	226208
73-72	All Eng.		(3)	226112	226206	226203	226204	226208
71-69	All Eng.		(3)	226110	226206	226203	226204	226208

CAUTION: Do not use smaller fan(s) than those recommended. Cooling problems may result.

(1) The recommended fan(s) for primary cooling are based on required airflow for that vehicle. Measure available core space to verify the fan(s) will fit. See page 320 for fan dimensions.

(2) For add-on cooling, use the largest fan that will fit. Allow 1" clearance between the fan and closest vehicle component. See electrical guide for fan dimensions.




ELECTRIC FANS

Application Guide

RAPID-COOL®/THIN-LINE

FAN CONTROLLERS



YEAR	ENGINE	APPLICATION	PRIMARY COOLING (1)	ADD-ON COOLING (2)	PRESET	ECONO ADJUSTABLE	PREMIUM ADJUSTABLE PUSH-IN	PREMIUM ADJUSTABLE SCREW-IN
AMC CARS (also see Jeep and Eagle)								
88-84	All Eng.		226114	226112	226206	226203	226204	226208
83-80	4 Cyl.		226114	226112	226206	226203	226204	226208
	6 Cyl.		Two 226114s	226110	226206	226203	226204	226208
79-77	4 Cyl.		226112	226110	226206	226203	226204	226208
	6 Cyl.		Two 226114s	226110	226206	226203	226204	226208
	8 Cyl.		(3)	226110	226206	226203	226204	226208
76-75	6 Cyl.		Two 226114s	226110	226206	226203	226204	226208
	8 Cyl.		(3)	226110	226206	226203	226204	226208
74-71	6 Cyl. 3.8L		Two 226114s	226110	226206	226203	226204	226208
	6 Cyl. 4.2L		226116 or 226216	226110	226206	226203	226204	226208
	8 Cyl.		(3)	226110	226206	226203	226204	226208
70-66	6 Cyl. 3.3L		226116 or 226216	226112	226206	226203	226204	226208
	6 Cyl. 3.8L		Two 226114s	226110	226206	226203	226204	226208
	8 Cyl.		(3)	226110	226206	226203	226204	226208
65	6 Cyl. 3.2L		226116 or 226216	226112	226206	226203	226204	226208
	6 Cyl. 3.3L		226116 or 226216	226112	226206	226203	226204	226208
	6 Cyl. 3.8L		Two 226114s	226110	226206	226203	226204	226208
64-58	8 Cyl.		(3)	226110	226206	226203	226204	226208
	6 Cyl.		226116 or 226216	226112	226206	226203	226204	226208
64-58	8 Cyl.		(3)	226110	226206	226203	226204	226208
	6 Cyl.		226116 or 226216	226112	226206	226203	226204	226208
AUDI								
92-75	All Eng.		(3)	226110	226206	226203	226204	226208
BMW								
15-12	4 Cyl.		(3)	226110	226206	226203	226204	226208
	6 Cyl.		(3)	226112	226206	226203	226204	226208
	8 Cyl.		(3)	226114	226206	226203	226204	226208
	12 Cyl.		(3)	226114	226206	226203	226204	226208
11	6 Cyl.		(3)	226112	226206	226203	226204	226208
	8 Cyl.		(3)	226114	226206	226203	226204	226208
	12 Cyl.		(3)	226114	226206	226203	226204	226208
10	6 Cyl.		(3)	226112	226206	226203	226204	226208
	8 Cyl.		(3)	226114	226206	226203	226204	226208
	10 Cyl.		(3)	226114	226206	226203	226204	226208
	12 Cyl.		(3)	226114	226206	226203	226204	226208
09	6 Cyl.		(3)	226112	226206	226203	226204	226208
	8 Cyl.		(3)	226114	226206	226203	226204	226208
	10 Cyl.		(3)	226114	226206	226203	226204	226208
08-07	6 Cyl.		(3)	226112	226206	226203	226204	226208
	8 Cyl.		(3)	226114	226206	226203	226204	226208
	10 Cyl.		(3)	226114	226206	226203	226204	226208
	12 Cyl.		(3)	226114	226206	226203	226204	226208
06	6 Cyl. 2.5L		(3)	226110	226206	226203	226204	226208
	6 Cyl. 3.0L		(3)	226112	226206	226203	226204	226208
	6 Cyl. 3.2L		(3)	226112	226206	226203	226204	226208
	8 Cyl.		(3)	226114	226206	226203	226204	226208

CAUTION: Do not use smaller fan(s) than those recommended. Cooling problems may result.

(1) The recommended fan(s) for primary cooling are based on required airflow for that vehicle. Measure available core space to verify the fan(s) will fit. See page 320 for fan dimensions.

(2) For add-on cooling, use the largest fan that will fit. Allow 1" clearance between the fan and closest vehicle component. See electrical guide for fan dimensions.

(3) Air volume requirements too large for electric fans. Use fan clutch. See Fan Clutch applications.

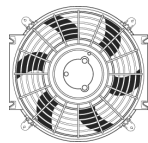


ELECTRIC FANS

Application Guide

RAPID-COOL®/THIN-LINE

FAN CONTROLLERS



YEAR	ENGINE	APPLICATION	PRIMARY COOLING (1)	ADD-ON COOLING (2)	PRESET	ECONO ADJUSTABLE	PREMIUM ADJUSTABLE PUSH-IN	PREMIUM ADJUSTABLE SCREW-IN
BMW								
06	10 Cyl.		(3)	226114	226206	226203	226204	226208
	12 Cyl.		(3)	226114	226206	226203	226204	226208
05-03	6 Cyl. 2.5L		(3)	226110	226206	226203	226204	226208
	6 Cyl. 3.0L		(3)	226112	226206	226203	226204	226208
	6 Cyl. 3.2L		(3)	226112	226206	226203	226204	226208
	8 Cyl.		(3)	226114	226206	226203	226204	226208
02	12 Cyl.		(3)	226114	226206	226203	226204	226208
	6 Cyl. 2.5L		(3)	226110	226206	226203	226204	226208
	6 Cyl. 3.0L		(3)	226112	226206	226203	226204	226208
01	6 Cyl. 3.2L		(3)	226112	226206	226203	226204	226208
	8 Cyl.		(3)	226114	226206	226203	226204	226208
	6 Cyl. 2.5L		(3)	226110	226206	226203	226204	226208
	6 Cyl. 3.0L		(3)	226112	226206	226203	226204	226208
00	6 Cyl. 3.2L		(3)	226112	226206	226203	226204	226208
	8 Cyl.		(3)	226114	226206	226203	226204	226208
	12 Cyl.		(3)	226114	226206	226203	226204	226208
	6 Cyl. 2.5L		(3)	226110	226206	226203	226204	226208
	6 Cyl. 2.8L		(3)	226110	226206	226203	226204	226208
99-98	6 Cyl. 3.2L		(3)	226112	226206	226203	226204	226208
	8 Cyl.		(3)	226114	226206	226203	226204	226208
	12 Cyl.		(3)	226114	226206	226203	226204	226208
	4 Cyl.		(3)	226110	226206	226203	226204	226208
	6 Cyl. 2.5L		(3)	226110	226206	226203	226204	226208
97-96	6 Cyl. 2.8L		(3)	226110	226206	226203	226204	226208
	6 Cyl. 3.2L		(3)	226112	226206	226203	226204	226208
	8 Cyl.		(3)	226114	226206	226203	226204	226208
	12 Cyl.		(3)	226114	226206	226203	226204	226208
	4 Cyl.		(3)	226110	226206	226203	226204	226208
95	6 Cyl. 2.8L		(3)	226110	226206	226203	226204	226208
	6 Cyl. 3.2L		(3)	226112	226206	226203	226204	226208
	8 Cyl.		(3)	226114	226206	226203	226204	226208
	12 Cyl.		(3)	226114	226206	226203	226204	226208
	4 Cyl.		(3)	226110	226206	226203	226204	226208
94	6 Cyl. 2.5L		(3)	226110	226206	226203	226204	226208
	6 Cyl. 3.0L		(3)	226112	226206	226203	226204	226208
	8 Cyl. 3.0L		(3)	226112	226206	226203	226204	226208
	8 Cyl. 4.0L		(3)	226114	226206	226203	226204	226208
	12 Cyl.		(3)	226114	226206	226203	226204	226208
93	4 Cyl.		(3)	226110	226206	226203	226204	226208
	6 Cyl. 2.5L		(3)	226110	226206	226203	226204	226208
	6 Cyl. 3.0L		(3)	226112	226206	226203	226204	226208
	6 Cyl. 3.5L		(3)	226112	226206	226203	226204	226208

CAUTION: Do not use smaller fan(s) than those recommended. Cooling problems may result.

(1) The recommended fan(s) for primary cooling are based on required airflow for that vehicle. Measure available core space to verify the fan(s) will fit. See page 320 for fan dimensions.

(2) For add-on cooling, use the largest fan that will fit. Allow 1" clearance between the fan and closest vehicle component. See electrical guide for fan dimensions.

(3) Air volume requirements too large for electric fans. Use fan clutch. See Fan Clutch applications.

ELECTRIC FANS




ELECTRIC FANS

Application Guide

RAPID-COOL®/THIN-LINE

FAN CONTROLLERS



YEAR	ENGINE	APPLICATION	PRIMARY COOLING (1)	ADD-ON COOLING (2)	PRESET	ECONO ADJUSTABLE	PREMIUM ADJUSTABLE PUSH-IN	PREMIUM ADJUSTABLE SCREW-IN
BMW								
93	6 Cyl. 3.6L		(3)	226112	226206	226203	226204	226208
	8 Cyl.		(3)	226114	226206	226203	226204	226208
	12 Cyl.		(3)	226114	226206	226203	226204	226208
92-91	4 Cyl.		(3)	226110	226206	226203	226204	226208
	6 Cyl. 2.5L		(3)	226110	226206	226203	226204	226208
	6 Cyl. 3.5L		(3)	226112	226206	226203	226204	226208
	6 Cyl. 3.6L		(3)	226112	226206	226203	226204	226208
90-89	12 Cyl.		(3)	226114	226206	226203	226204	226208
	4 Cyl.		(3)	226110	226206	226203	226204	226208
	6 Cyl. 2.5L		(3)	226110	226206	226203	226204	226208
	6 Cyl. 3.5L		(3)	226112	226206	226203	226204	226208
88	12 Cyl.		(3)	226114	226206	226203	226204	226208
	4 Cyl.		(3)	226110	226206	226203	226204	226208
	6 Cyl. 2.5L		(3)	226110	226206	226203	226204	226208
87	6 Cyl. 2.7L		(3)	226110	226206	226203	226204	226208
	6 Cyl. 3.5L		(3)	226112	226206	226203	226204	226208
	12 Cyl.		(3)	226114	226206	226203	226204	226208
	6 Cyl. 2.5L		(3)	226110	226206	226203	226204	226208
86	6 Cyl. 2.4L		(3)	226110	226206	226203	226204	226208
	6 Cyl. 2.7L		(3)	226110	226206	226203	226204	226208
	6 Cyl. 3.5L		(3)	226112	226206	226203	226204	226208
85	12 Cyl.		(3)	226114	226206	226203	226204	226208
	4 Cyl.		(3)	226110	226206	226203	226204	226208
	6 Cyl. 2.4L		(3)	226110	226206	226203	226204	226208
	6 Cyl. 2.7L		(3)	226110	226206	226203	226204	226208
84-82	6 Cyl. 3.5L		(3)	226112	226206	226203	226204	226208
	4 Cyl.		(3)	226110	226206	226203	226204	226208
	6 Cyl. 2.7L		(3)	226110	226206	226203	226204	226208
81-79	6 Cyl. 3.2L		(3)	226112	226206	226203	226204	226208
	4 Cyl.		(3)	226110	226206	226203	226204	226208
	6 Cyl. 2.8L		(3)	226110	226206	226203	226204	226208
78-75	6 Cyl. 3.2L		(3)	226112	226206	226203	226204	226208
	4 Cyl.		(3)	226110	226206	226203	226204	226208
74-72	6 Cyl.		(3)	226112	226206	226203	226204	226208
	4 Cyl.		(3)	226110	226206	226203	226204	226208
	6 Cyl. 2.8L		(3)	226110	226206	226203	226204	226208
71	6 Cyl. 3.0L		(3)	226112	226206	226203	226204	226208
	4 Cyl.		(3)	226110	226206	226203	226204	226208
	6 Cyl. 2.5L		(3)	226110	226206	226203	226204	226208
70-66	6 Cyl. 2.8L		(3)	226110	226206	226203	226204	226208
	6 Cyl. 3.0L		(3)	226112	226206	226203	226204	226208
	All Eng.		(3)	226110	226206	226203	226204	226208
65-64	2 Cyl.		(3)	226110	226206	226203	226204	226208
	4 Cyl.		(3)	226110	226206	226203	226204	226208
	8 Cyl.		(3)	226112	226206	226203	226204	226208

CAUTION: Do not use smaller fan(s) than those recommended. Cooling problems may result.

(1) The recommended fan(s) for primary cooling are based on required airflow for that vehicle. Measure available core space to verify the fan(s) will fit. See page 320 for fan dimensions.

(2) For add-on cooling, use the largest fan that will fit. Allow 1" clearance between the fan and closest vehicle component. See electrical guide for fan dimensions.

(3) Air volume requirements too large for electric fans. Use fan clutch. See Fan Clutch applications.

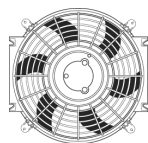


ELECTRIC FANS

Application Guide

RAPID-COOL®/THIN-LINE

FAN CONTROLLERS



YEAR	ENGINE	APPLICATION	PRIMARY COOLING (1)	ADD-ON COOLING (2)	PRESET	ECONO ADJUSTABLE	PREMIUM ADJUSTABLE PUSH-IN	PREMIUM ADJUSTABLE SCREW-IN
BMW								
63	2 Cyl.		(3)	226110	226206	226203	226204	226208
	4 Cyl.		(3)	226110	226206	226203	226204	226208
	8 Cyl. 2.6L		(3)	226110	226206	226203	226204	226208
	8 Cyl. 3.2L		(3)	226112	226206	226203	226204	226208
62-61	1 Cyl.		(3)	226110	226206	226203	226204	226208
	2 Cyl.		(3)	226110	226206	226203	226204	226208
	4 Cyl.		(3)	226110	226206	226203	226204	226208
	8 Cyl. 2.6L		(3)	226110	226206	226203	226204	226208
60-59	8 Cyl. 3.2L		(3)	226112	226206	226203	226204	226208
	1 Cyl.		(3)	226110	226206	226203	226204	226208
	2 Cyl.		(3)	226110	226206	226203	226204	226208
	8 Cyl. 2.6L		(3)	226110	226206	226203	226204	226208
58	8 Cyl. 3.2L		(3)	226112	226206	226203	226204	226208
	1 Cyl.		(3)	226110	226206	226203	226204	226208
	2 Cyl.		(3)	226110	226206	226203	226204	226208
	6 Cyl.		(3)	226110	226206	226203	226204	226208
57-55	8 Cyl. 2.6L		(3)	226110	226206	226203	226204	226208
	8 Cyl. 3.2L		(3)	226112	226206	226203	226204	226208
	1 Cyl.		(3)	226110	226206	226203	226204	226208
	6 Cyl.		(3)	226110	226206	226203	226204	226208
54-52	8 Cyl. 2.6L		(3)	226110	226206	226203	226204	226208
	8 Cyl. 3.2L		(3)	226112	226206	226203	226204	226208
	All Eng.		(3)	226110	226206	226203	226204	226208
BUICK								
15-12	4 Cyl.		226114	226112	226206	226203	226204	226208
	6 Cyl.		Two 226114s	226110	226206	226203	226204	226208
11	4 Cyl.		226114	226112	226206	226203	226204	226208
	6 Cyl.		Two 226114s	226110	226206	226203	226204	226208
	8 Cyl.		(3)	226110	226206	226203	226204	226208
10	4 Cyl.		226114	226112	226206	226203	226204	226208
	6 Cyl. 3.0L		226116 or 226216	226110	226206	226203	226204	226208
	6 Cyl. 3.6L		Two 226114s	226110	226206	226203	226204	226208
	6 Cyl. 3.9L		Two 226114s	226110	226206	226203	226204	226208
09-08	8 Cyl.		(3)	226112	226206	226203	226204	226208
	6 Cyl.		Two 226114s	226110	226206	226203	226204	226208
	8 Cyl. 4.6L		(3)	226112	226206	226203	226204	226208
	8 Cyl. 5.3L		(3)	226110	226206	226203	226204	226208
07-06	6 Cyl. 3.5L		Two 226114s	226110	226206	226203	226204	226208
	6 Cyl. 3.6L		Two 226114s	226110	226206	226203	226204	226208
	6 Cyl. 3.8L		Two 226114s	226110	226206	226203	226204	226208
	6 Cyl. 3.9L		Two 226114s	226110	226206	226203	226204	226208
	6 Cyl. 4.2L		(3)	226110	226206	226203	226204	226208
	8 Cyl. 4.6L		(3)	226112	226206	226203	226204	226208
05	8 Cyl. 5.3L		(3)	226110	226206	226203	226204	226208
	6 Cyl. 3.1L		226116 or 226216	226110	226206	226203	226204	226208

CAUTION: Do not use smaller fan(s) than those recommended. Cooling problems may result.

(1) The recommended fan(s) for primary cooling are based on required airflow for that vehicle. Measure available core space to verify the fan(s) will fit. See page 320 for fan dimensions.

(2) For add-on cooling, use the largest fan that will fit. Allow 1" clearance between the fan and closest vehicle component. See electrical guide for fan dimensions.

(3) Air volume requirements too large for electric fans. Use fan clutch. See Fan Clutch applications.

ELECTRIC FANS




ELECTRIC FANS

Application Guide

RAPID-COOL®/THIN-LINE

FAN CONTROLLERS



YEAR	ENGINE	APPLICATION	PRIMARY COOLING (1)	ADD-ON COOLING (2)	PRESET	ECONO ADJUSTABLE	PREMIUM ADJUSTABLE PUSH-IN	PREMIUM ADJUSTABLE SCREW-IN
BUICK								
05	6 Cyl. 3.4L		Two 226114s	226110	226206	226203	226204	226208
	6 Cyl. 3.5L		Two 226114s	226110	226206	226203	226204	226208
	6 Cyl. 3.6L		Two 226114s	226110	226206	226203	226204	226208
	6 Cyl. 3.8L		Two 226114s	226110	226206	226203	226204	226208
	6 Cyl. 4.2L		(3)	226110	226206	226203	226204	226208
	8 Cyl.		(3)	226110	226206	226203	226204	226208
04	6 Cyl. 3.1L		226116 or 226216	226110	226206	226203	226204	226208
	6 Cyl. 3.4L		Two 226114s	226110	226206	226203	226204	226208
	6 Cyl. 3.6L		Two 226114s	226110	226206	226203	226204	226208
	6 Cyl. 3.8L		Two 226114s	226110	226206	226203	226204	226208
	6 Cyl. 4.2L		(3)	226110	226206	226203	226204	226208
	8 Cyl.		(3)	226110	226206	226203	226204	226208
03-02	6 Cyl. 3.1L		226116 or 226216	226110	226206	226203	226204	226208
	6 Cyl. 3.4L		Two 226114s	226110	226206	226203	226204	226208
	6 Cyl. 3.8L		Two 226114s	226110	226206	226203	226204	226208
01-99	6 Cyl. 3.1L		226116 or 226216	226110	226206	226203	226204	226208
	6 Cyl. 3.8L		Two 226114s	226110	226206	226203	226204	226208
98-97	4 Cyl.		226114	226112	226206	226203	226204	226208
	6 Cyl. 3.1L		226116 or 226216	226110	226206	226203	226204	226208
96-94	6 Cyl. 3.8L		Two 226114s	226110	226206	226203	226204	226208
	4 Cyl.		226114	226112	226206	226203	226204	226208
	6 Cyl. 3.1L		226116 or 226216	226110	226206	226203	226204	226208
93-90	6 Cyl. 3.8L		Two 226114s	226110	226206	226203	226204	226208
	8 Cyl.		(3)	226110	226206	226203	226204	226208
	4 Cyl.		226114	226112	226206	226203	226204	226208
89	6 Cyl. 3.1L		226116 or 226216	226110	226206	226203	226204	226208
	6 Cyl. 3.3L		226116 or 226216	226112	226206	226203	226204	226208
	6 Cyl. 3.8L		Two 226114s	226110	226206	226203	226204	226208
	8 Cyl.		(3)	226110	226206	226203	226204	226208
	4 Cyl. 2.0L		226112	226110	226206	226203	226204	226208
	4 Cyl. 2.3L		226114	226112	226206	226203	226204	226208
	4 Cyl. 2.5L		226114	226112	226206	226203	226204	226208
	6 Cyl. 2.8L		226114	226112	226206	226203	226204	226208
88	6 Cyl. 3.1L		226116 or 226216	226110	226206	226203	226204	226208
	6 Cyl. 3.3L		226116 or 226216	226112	226206	226203	226204	226208
	6 Cyl. 3.8L		Two 226114s	226110	226206	226203	226204	226208
	8 Cyl.		(3)	226110	226206	226203	226204	226208
	4 Cyl. 2.0L		226112	226110	226206	226203	226204	226208
	4 Cyl. 2.3L		226114	226112	226206	226203	226204	226208
87	4 Cyl. 2.5L		226114	226112	226206	226203	226204	226208
	6 Cyl. 2.8L		226114	226112	226206	226203	226204	226208
	6 Cyl. 3.0L		226116 or 226216	226110	226206	226203	226204	226208
	6 Cyl. 3.8L		Two 226114s	226110	226206	226203	226204	226208
	8 Cyl.		(3)	226110	226206	226203	226204	226208
	4 Cyl. 2.0L		226112	226110	226206	226203	226204	226208

CAUTION: Do not use smaller fan(s) than those recommended. Cooling problems may result.

(1) The recommended fan(s) for primary cooling are based on required airflow for that vehicle. Measure available core space to verify the fan(s) will fit. See page 320 for fan dimensions.

(2) For add-on cooling, use the largest fan that will fit. Allow 1" clearance between the fan and closest vehicle component. See electrical guide for fan dimensions.

(3) Air volume requirements too large for electric fans. Use fan clutch. See Fan Clutch applications.

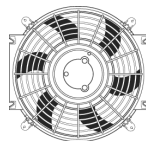


ELECTRIC FANS

Application Guide

RAPID-COOL®/THIN-LINE

FAN CONTROLLERS



ELECTRIC FANS

YEAR	ENGINE	APPLICATION	PRIMARY COOLING (1)	ADD-ON COOLING (2)	PRESET	ECONO ADJUSTABLE	PREMIUM ADJUSTABLE PUSH-IN	PREMIUM ADJUSTABLE SCREW-IN
BUICK								
87	6 Cyl. 2.8L		226114	226112	226206	226203	226204	226208
	6 Cyl. 3.0L		226116 or 226216	226110	226206	226203	226204	226208
	6 Cyl. 3.8L		Two 226114s	226110	226206	226203	226204	226208
86	8 Cyl.		(3)	226110	226206	226203	226204	226208
	4 Cyl. 1.8L		226112	226110	226206	226203	226204	226208
	4 Cyl. 2.0L		226112	226110	226206	226203	226204	226208
	4 Cyl. 2.5L		226114	226112	226206	226203	226204	226208
	6 Cyl. 2.8L		226114	226112	226206	226203	226204	226208
	6 Cyl. 3.0L		226116 or 226216	226110	226206	226203	226204	226208
	6 Cyl. 3.8L		Two 226114s	226110	226206	226203	226204	226208
85	8 Cyl.		(3)	226110	226206	226203	226204	226208
	4 Cyl. 1.8L		226112	226110	226206	226203	226204	226208
	4 Cyl. 2.0L		226112	226110	226206	226203	226204	226208
	4 Cyl. 2.5L		226114	226112	226206	226203	226204	226208
	6 Cyl. 2.8L		226114	226112	226206	226203	226204	226208
	6 Cyl. 3.0L		226116 or 226216	226110	226206	226203	226204	226208
	6 Cyl. 3.8L		Two 226114s	226110	226206	226203	226204	226208
84-83	6 Cyl. 4.3L		226116 or 226216	226112	226206	226203	226204	226208
	8 Cyl.		(3)	226110	226206	226203	226204	226208
	4 Cyl. 1.8L		226112	226110	226206	226203	226204	226208
	4 Cyl. 2.0L		226112	226110	226206	226203	226204	226208
	4 Cyl. 2.5L		226114	226112	226206	226203	226204	226208
	6 Cyl. 2.8L		226114	226112	226206	226203	226204	226208
	6 Cyl. 3.0L		226116 or 226216	226110	226206	226203	226204	226208
82	6 Cyl. 3.8L		Two 226114s	226110	226206	226203	226204	226208
	6 Cyl. 4.1L		226116 or 226216	226112	226206	226203	226204	226208
	6 Cyl. 4.3L		226116 or 226216	226112	226206	226203	226204	226208
	8 Cyl.		(3)	226110	226206	226203	226204	226208
	4 Cyl. 1.8L		226112	226110	226206	226203	226204	226208
	4 Cyl. 2.5L		226114	226112	226206	226203	226204	226208
	6 Cyl. 2.8L		226114	226112	226206	226203	226204	226208
81	6 Cyl. 3.0L		226116 or 226216	226110	226206	226203	226204	226208
	6 Cyl. 3.8L		Two 226114s	226110	226206	226203	226204	226208
	6 Cyl. 4.1L		226116 or 226216	226112	226206	226203	226204	226208
	6 Cyl. 4.3L		226116 or 226216	226112	226206	226203	226204	226208
	8 Cyl.		(3)	226110	226206	226203	226204	226208
	8 Cyl. 5.0L		(3)	226110	226206	226203	226204	226208
	8 Cyl. 5.7L		(3)	226110	226206	226203	226204	226208
80	4 Cyl.		226114	226112	226206	226203	226204	226208
	6 Cyl. 2.8L		226114	226112	226206	226203	226204	226208
	6 Cyl. 3.8L		Two 226114s	226110	226206	226203	226204	226208

CAUTION: Do not use smaller fan(s) than those recommended. Cooling problems may result.

(1) The recommended fan(s) for primary cooling are based on required airflow for that vehicle. Measure available core space to verify the fan(s) will fit. See page 320 for fan dimensions.

(2) For add-on cooling, use the largest fan that will fit. Allow 1" clearance between the fan and closest vehicle component. See electrical guide for fan dimensions.

(3) Air volume requirements too large for electric fans. Use fan clutch. See Fan Clutch applications.




ELECTRIC FANS

Application Guide

RAPID-COOL®/THIN-LINE

FAN CONTROLLERS



YEAR	ENGINE	APPLICATION	PRIMARY COOLING (1)	ADD-ON COOLING (2)	PRESET	ECONO ADJUSTABLE	PREMIUM ADJUSTABLE PUSH-IN	PREMIUM ADJUSTABLE SCREW-IN
BUICK								
80	6 Cyl. 4.1L		226116 or 226216	226112	226206	226203	226204	226208
	8 Cyl. 4.3L		226116 or 226216	226112	226206	226203	226204	226208
	8 Cyl. 4.9L		Two 226114s	226110	226206	226203	226204	226208
	8 Cyl. 5.0L		(3)	226110	226206	226203	226204	226208
	8 Cyl. 5.7L		(3)	226114	226206	226203	226204	226208
79-78	4 Cyl.		226114	226112	226206	226203	226204	226208
	6 Cyl. 3.2L		226116 or 226216	226110	226206	226203	226204	226208
	6 Cyl. 3.8L		Two 226114s	226110	226206	226203	226204	226208
	8 Cyl. 4.9L		Two 226114s	226110	226206	226203	226204	226208
	8 Cyl. 5.0L		(3)	226110	226206	226203	226204	226208
	8 Cyl. 5.7L		(3)	226114	226206	226203	226204	226208
	8 Cyl. 6.6L		(3)	226114	226206	226203	226204	226208
	4 Cyl.		226114	226112	226206	226203	226204	226208
	6 Cyl.		Two 226114s	226110	226206	226203	226204	226208
77	8 Cyl. 4.9L		Two 226114s	226110	226206	226203	226204	226208
	8 Cyl. 5.0L		(3)	226110	226206	226203	226204	226208
	8 Cyl. 5.7L		(3)	226110	226206	226203	226204	226208
	8 Cyl. 6.6L		(3)	226114	226206	226203	226204	226208
	4 Cyl.		226114	226112	226206	226203	226204	226208
	6 Cyl.		Two 226114s	226110	226206	226203	226204	226208
	8 Cyl. 4.9L		Two 226114s	226110	226206	226203	226204	226208
	8 Cyl. 5.0L		(3)	226110	226206	226203	226204	226208
	8 Cyl. 5.7L		(3)	226110	226206	226203	226204	226208
76	8 Cyl. 6.6L		(3)	226114	226206	226203	226204	226208
	4 Cyl.		226114	226112	226206	226203	226204	226208
	6 Cyl.		Two 226114s	226110	226206	226203	226204	226208
	8 Cyl. 4.3L		226116 or 226216	226112	226206	226203	226204	226208
	8 Cyl. 5.7L		(3)	226110	226206	226203	226204	226208
	8 Cyl. 7.5L		(3)	226114	226206	226203	226204	226208
	6 Cyl. 3.8L		Two 226114s	226110	226206	226203	226204	226208
	6 Cyl. 4.1L		226116 or 226216	226112	226206	226203	226204	226208
	8 Cyl. 4.3L		226116 or 226216	226112	226206	226203	226204	226208
75	8 Cyl. 5.7L		(3)	226110	226206	226203	226204	226208
	8 Cyl. 6.6L		(3)	226114	226206	226203	226204	226208
	8 Cyl. 7.5L		(3)	226114	226206	226203	226204	226208
	6 Cyl. 3.8L		Two 226114s	226110	226206	226203	226204	226208
	6 Cyl. 4.1L		226116 or 226216	226112	226206	226203	226204	226208
	8 Cyl. 4.3L		226116 or 226216	226112	226206	226203	226204	226208
	8 Cyl. 5.7L		(3)	226110	226206	226203	226204	226208
	8 Cyl. 6.6L		(3)	226114	226206	226203	226204	226208
	8 Cyl. 7.5L		(3)	226114	226206	226203	226204	226208
74-72	6 Cyl.		226116 or 226216	226112	226206	226203	226204	226208
	8 Cyl. 5.7L		(3)	226110	226206	226203	226204	226208
	8 Cyl. 7.5L		(3)	226114	226206	226203	226204	226208
71-68	6 Cyl.		226116 or 226216	226112	226206	226203	226204	226208
	8 Cyl.		(3)	226114	226206	226203	226204	226208
67-66	6 Cyl.		226116 or 226216	226112	226206	226203	226204	226208
	8 Cyl. 4.9L		Two 226114s	226110	226206	226203	226204	226208
	8 Cyl. 5.6L		(3)	226114	226206	226203	226204	226208
	8 Cyl. 6.6L		(3)	226114	226206	226203	226204	226208
	8 Cyl. 7.0L		(3)	226114	226206	226203	226204	226208
65-64	6 Cyl.		226116 or 226216	226112	226206	226203	226204	226208
	8 Cyl. 4.9L		Two 226114s	226110	226206	226203	226204	226208
	8 Cyl. 6.6L		(3)	226114	226206	226203	226204	226208
63	8 Cyl. 7.0L		(3)	226114	226206	226203	226204	226208
	6 Cyl.		226116 or 226216	226112	226206	226203	226204	226208
	8 Cyl. 3.5L		226116 or 226216	226112	226206	226203	226204	226208
	8 Cyl. 6.6L		(3)	226114	226206	226203	226204	226208

CAUTION: Do not use smaller fan(s) than those recommended. Cooling problems may result.

(1) The recommended fan(s) for primary cooling are based on required airflow for that vehicle. Measure available core space to verify the fan(s) will fit. See page 320 for fan dimensions.

(2) For add-on cooling, use the largest fan that will fit. Allow 1" clearance between the fan and closest vehicle component. See electrical guide for fan dimensions.

(3) Air volume requirements too large for electric fans. Use fan clutch. See Fan Clutch applications.

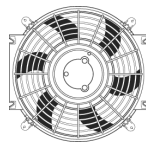


ELECTRIC FANS

Application Guide

RAPID-COOL®/THIN-LINE

FAN CONTROLLERS



ELECTRIC FANS

YEAR	ENGINE	APPLICATION	PRIMARY COOLING (1)	ADD-ON COOLING (2)	PRESET	ECONO ADJUSTABLE	PREMIUM ADJUSTABLE PUSH-IN	PREMIUM ADJUSTABLE SCREW-IN
BUICK								
63	8 Cyl. 7.0L		(3)	226114	226206	226203	226204	226208
62	6 Cyl.		226116 or 226216	226112	226206	226203	226204	226208
	8 Cyl. 3.5L		226116 or 226216	226112	226206	226203	226204	226208
	8 Cyl. 6.6L		(3)	226114	226206	226203	226204	226208
61	8 Cyl. 3.5L		226116 or 226216	226112	226206	226203	226204	226208
	8 Cyl. 6.0L		(3)	226114	226206	226203	226204	226208
	8 Cyl. 6.6L		(3)	226114	226206	226203	226204	226208
60-57	All Eng.		(3)	226114	226206	226203	226204	226208
56	All Eng.		(3)	226110	226206	226203	226204	226208
55-53	8 Cyl. 4.3L		226116 or 226216	226112	226206	226203	226204	226208
	8 Cyl. 5.3L		(3)	226110	226206	226203	226204	226208
52-51	8 Cyl. 4.3L		226116 or 226216	226112	226206	226203	226204	226208
	8 Cyl. 5.2L		(3)	226110	226206	226203	226204	226208
50	8 Cyl. 4.1L		226116 or 226216	226112	226206	226203	226204	226208
	8 Cyl. 4.3L		226116 or 226216	226112	226206	226203	226204	226208
	8 Cyl. 5.2L		(3)	226110	226206	226203	226204	226208
49-42	8 Cyl. 4.1L		226116 or 226216	226112	226206	226203	226204	226208
CADILLAC								
15	4 Cyl.		226114	226112	226206	226203	226204	226208
	6 Cyl.		226114	226112	226206	226203	226204	226208
	8 Cyl.		(3)	226114	226206	226203	226204	226208
14	4 Cyl. 1.4L		226112	226110	226206	226203	226204	226208
	4 Cyl. 2.0L		226114	226112	226206	226203	226204	226208
	4 Cyl. 2.5L		226114	226112	226206	226203	226204	226208
	6 Cyl.		226114	226112	226206	226203	226204	226208
	8 Cyl.		(3)	226114	226206	226203	226204	226208
13	4 Cyl.		226114	226112	226206	226203	226204	226208
	6 Cyl.		226114	226112	226206	226203	226204	226208
	8 Cyl.		(3)	226114	226206	226203	226204	226208
12	6 Cyl.		226114	226112	226206	226203	226204	226208
	8 Cyl.		(3)	226114	226206	226203	226204	226208
11-10	6 Cyl.		226114	226112	226206	226203	226204	226208
	8 Cyl. 4.6L		226116 or 226216	226112	226206	226203	226204	226208
	8 Cyl. 6.0L		(3)	226114	226206	226203	226204	226208
	8 Cyl. 6.2L		(3)	226114	226206	226203	226204	226208
09	6 Cyl.		226114	226112	226206	226203	226204	226208
	8 Cyl. 4.4L		226116 or 226216	226112	226206	226203	226204	226208
	8 Cyl. 4.6L		226116 or 226216	226112	226206	226203	226204	226208
	8 Cyl. 6.0L		(3)	226114	226206	226203	226204	226208
	8 Cyl. 6.2L		(3)	226114	226206	226203	226204	226208
08	6 Cyl.		226114	226112	226206	226203	226204	226208
	8 Cyl. 4.4L		226116 or 226216	226112	226206	226203	226204	226208
	8 Cyl. 4.6L		226116 or 226216	226112	226206	226203	226204	226208
	8 Cyl. 6.2L		(3)	226114	226206	226203	226204	226208
07	6 Cyl.		226114	226112	226206	226203	226204	226208

CAUTION: Do not use smaller fan(s) than those recommended. Cooling problems may result.

(1) The recommended fan(s) for primary cooling are based on required airflow for that vehicle. Measure available core space to verify the fan(s) will fit. See page 320 for fan dimensions.

(2) For add-on cooling, use the largest fan that will fit. Allow 1" clearance between the fan and closest vehicle component. See electrical guide for fan dimensions.

(3) Air volume requirements too large for electric fans. Use fan clutch. See Fan Clutch applications.




ELECTRIC FANS

Application Guide

RAPID-COOL®/THIN-LINE

FAN CONTROLLERS



YEAR	ENGINE	APPLICATION	PRIMARY COOLING (1)	ADD-ON COOLING (2)	PRESET	ECONO ADJUSTABLE	PREMIUM ADJUSTABLE PUSH-IN	PREMIUM ADJUSTABLE SCREW-IN
CADILLAC								
07	8 Cyl. 4.4L		226116 or 226216	226112	226206	226203	226204	226208
	8 Cyl. 4.6L		226116 or 226216	226112	226206	226203	226204	226208
	8 Cyl. 6.0L		(3)	226114	226206	226203	226204	226208
	8 Cyl. 6.2L		(3)	226114	226206	226203	226204	226208
06	6 Cyl.		226114	226112	226206	226203	226204	226208
	8 Cyl. 4.4L		226116 or 226216	226112	226206	226203	226204	226208
	8 Cyl. 4.6L		226116 or 226216	226112	226206	226203	226204	226208
	8 Cyl. 6.0L		(3)	226114	226206	226203	226204	226208
05-04	6 Cyl.		226114	226112	226206	226203	226204	226208
	8 Cyl. 4.6L		226116 or 226216	226112	226206	226203	226204	226208
	8 Cyl. 5.3L		(3)	226112	226206	226203	226204	226208
	8 Cyl. 5.7L		(3)	226112	226206	226203	226204	226208
	8 Cyl. 6.0L		(3)	226114	226206	226203	226204	226208
03	6 Cyl.		226114	226112	226206	226203	226204	226208
	8 Cyl. 4.6L		226116 or 226216	226112	226206	226203	226204	226208
	8 Cyl. 5.3L		(3)	226112	226206	226203	226204	226208
02	8 Cyl. 6.0L		(3)	226114	226206	226203	226204	226208
	8 Cyl. 4.6L		226116 or 226216	226112	226206	226203	226204	226208
	8 Cyl. 5.3L		(3)	226112	226206	226203	226204	226208
01	8 Cyl. 6.0L		(3)	226114	226206	226203	226204	226208
	6 Cyl.		226114	226112	226206	226203	226204	226208
00-99	8 Cyl.		226116 or 226216	226112	226206	226203	226204	226208
	6 Cyl.		226114	226112	226206	226203	226204	226208
98-97	8 Cyl. 4.6L		226116 or 226216	226112	226206	226203	226204	226208
	8 Cyl. 5.7L		(3)	226112	226206	226203	226204	226208
	6 Cyl.		226114	226112	226206	226203	226204	226208
96	8 Cyl.		226116 or 226216	226112	226206	226203	226204	226208
	8 Cyl. 4.6L		226116 or 226216	226112	226206	226203	226204	226208
95-93	8 Cyl. 5.7L		(3)	226112	226206	226203	226204	226208
	8 Cyl. 4.6L		226116 or 226216	226112	226206	226203	226204	226208
	8 Cyl. 4.9L		226116 or 226216	226112	226206	226203	226204	226208
92-91	8 Cyl. 5.7L		(3)	226112	226206	226203	226204	226208
	8 Cyl. 4.5L		226116 or 226216	226112	226206	226203	226204	226208
	8 Cyl. 4.9L		226116 or 226216	226112	226206	226203	226204	226208
90	8 Cyl. 5.0L		(3)	226112	226206	226203	226204	226208
	8 Cyl. 5.7L		(3)	226112	226206	226203	226204	226208
	8 Cyl. 4.5L		226116 or 226216	226112	226206	226203	226204	226208
89	8 Cyl. 5.0L		(3)	226112	226206	226203	226204	226208
	8 Cyl. 5.7L		(3)	226112	226206	226203	226204	226208
	6 Cyl.		226114	226112	226206	226203	226204	226208
88	8 Cyl. 4.1L		226116 or 226216	226112	226206	226203	226204	226208
	8 Cyl. 4.5L		226116 or 226216	226112	226206	226203	226204	226208
	8 Cyl. 5.0L		(3)	226112	226206	226203	226204	226208
87	6 Cyl.		226114	226112	226206	226203	226204	226208

CAUTION: Do not use smaller fan(s) than those recommended. Cooling problems may result.

(1) The recommended fan(s) for primary cooling are based on required airflow for that vehicle. Measure available core space to verify the fan(s) will fit. See page 320 for fan dimensions.

(2) For add-on cooling, use the largest fan that will fit. Allow 1" clearance between the fan and closest vehicle component. See electrical guide for fan dimensions.

(3) Air volume requirements too large for electric fans. Use fan clutch. See Fan Clutch applications.

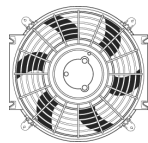


ELECTRIC FANS

Application Guide

RAPID-COOL®/THIN-LINE

FAN CONTROLLERS



YEAR	ENGINE	APPLICATION	PRIMARY COOLING (1)	ADD-ON COOLING (2)	PRESET	ECONO ADJUSTABLE	PREMIUM ADJUSTABLE PUSH-IN	PREMIUM ADJUSTABLE SCREW-IN
CADILLAC								
87	8 Cyl. 4.1L		226116 or 226216	226112	226206	226203	226204	226208
	8 Cyl. 5.0L		(3)	226112	226206	226203	226204	226208
86	4 Cyl.		226114	226112	226206	226203	226204	226208
	6 Cyl.		226114	226112	226206	226203	226204	226208
	8 Cyl. 4.1L		226116 or 226216	226112	226206	226203	226204	226208
	8 Cyl. 5.0L		(3)	226112	226206	226203	226204	226208
85	4 Cyl.		226114	226112	226206	226203	226204	226208
	6 Cyl. 2.8L		226114	226112	226206	226203	226204	226208
	6 Cyl. 4.3L		226116 or 226216	226112	226206	226203	226204	226208
	8 Cyl. 4.1L		226116 or 226216	226112	226206	226203	226204	226208
	8 Cyl. 5.7L		(3)	226112	226206	226203	226204	226208
	4 Cyl.		226114	226112	226206	226203	226204	226208
84-83	8 Cyl. 4.1L		226116 or 226216	226112	226206	226203	226204	226208
	8 Cyl. 5.7L		(3)	226112	226206	226203	226204	226208
	8 Cyl. 6.0L		(3)	226114	226206	226203	226204	226208
	4 Cyl.		226114	226112	226206	226203	226204	226208
82	6 Cyl.		226116 or 226216	226112	226206	226203	226204	226208
	8 Cyl. 4.1L		226116 or 226216	226112	226206	226203	226204	226208
	8 Cyl. 5.7L		(3)	226112	226206	226203	226204	226208
	8 Cyl. 6.0L		(3)	226114	226206	226203	226204	226208
81-80	6 Cyl.		226116 or 226216	226112	226206	226203	226204	226208
	8 Cyl. 5.7L		(3)	226112	226206	226203	226204	226208
	8 Cyl. 6.0L		(3)	226114	226206	226203	226204	226208
	8 Cyl. 5.7L		(3)	226112	226206	226203	226204	226208
79-77	8 Cyl. 7.0L		(3)	226114	226206	226203	226204	226208
	8 Cyl. 5.7L		(3)	226112	226206	226203	226204	226208
76	8 Cyl. 5.7L		(3)	226112	226206	226203	226204	226208
	8 Cyl. 8.2L		(3)	226114	226206	226203	226204	226208
75-56	All Eng.		(3)	226114	226206	226203	226204	226208
CHEVROLET / GMC CARS AND MINI VANS								
15	4 Cyl. 1.2L		226112	226110	226206	226203	226204	226208
	4 Cyl. 1.4L		226112	226110	226206	226203	226204	226208
	4 Cyl. 1.8L		226112	226110	226206	226203	226204	226208
	4 Cyl. 2.0L		226114	226110	226206	226203	226204	226208
	4 Cyl. 2.5L		226114	226112	226206	226203	226204	226208
	6 Cyl.		226116 or 226216	226110	226206	226203	226204	226208
	8 Cyl.		(3)	226114	226206	226203	226204	226208
	4 Cyl. 1.2L		226112	226110	226206	226203	226204	226208
14	4 Cyl. 1.4L		226112	226110	226206	226203	226204	226208
	4 Cyl. 1.8L		226112	226110	226206	226203	226204	226208
	4 Cyl. 2.0L		226114	226110	226206	226203	226204	226208
	4 Cyl. 2.4L		226114	226112	226206	226203	226204	226208
	4 Cyl. 2.5L		226114	226112	226206	226203	226204	226208
	6 Cyl. 3.6L		226116 or 226216	226110	226206	226203	226204	226208
	6 Cyl. 4.3L		226116 or 226216	226114	226206	226203	226204	226208
	8 Cyl.		(3)	226114	226206	226203	226204	226208

CAUTION: Do not use smaller fan(s) than those recommended. Cooling problems may result.

(1) The recommended fan(s) for primary cooling are based on required airflow for that vehicle. Measure available core space to verify the fan(s) will fit. See page 320 for fan dimensions.

(2) For add-on cooling, use the largest fan that will fit. Allow 1" clearance between the fan and closest vehicle component. See electrical guide for fan dimensions.

(3) Air volume requirements too large for electric fans. Use fan clutch. See Fan Clutch applications.

ELECTRIC FANS




ELECTRIC FANS

Application Guide

RAPID-COOL®/THIN-LINE

FAN CONTROLLERS



YEAR	ENGINE	APPLICATION	PRIMARY COOLING (1)	ADD-ON COOLING (2)	PRESET	ECONO ADJUSTABLE	PREMIUM ADJUSTABLE PUSH-IN	PREMIUM ADJUSTABLE SCREW-IN	
CHEVROLET / GMC CARS AND MINI VANS									
13	4 Cyl. 1.2L		226112	226110	226206	226203	226204	226208	
	4 Cyl. 1.4L		226112	226110	226206	226203	226204	226208	
	4 Cyl. 1.8L		226112	226110	226206	226203	226204	226208	
	4 Cyl. 2.0L		226114	226110	226206	226203	226204	226208	
	4 Cyl. 2.4L		226114	226112	226206	226203	226204	226208	
	4 Cyl. 2.5L		226114	226112	226206	226203	226204	226208	
	6 Cyl.		226116 or 226216	226110	226206	226203	226204	226208	
12	8 Cyl.		(3)	226114	226206	226203	226204	226208	
	4 Cyl. 1.4L		226112	226110	226206	226203	226204	226208	
	4 Cyl. 1.8L		226112	226110	226206	226203	226204	226208	
	4 Cyl. 2.4L		226114	226112	226206	226203	226204	226208	
11	6 Cyl.		226116 or 226216	226110	226206	226203	226204	226208	
	8 Cyl.		(3)	226114	226206	226203	226204	226208	
	4 Cyl. 1.4L		226112	226110	226206	226203	226204	226208	
	4 Cyl. 1.6L		226112	226110	226206	226203	226204	226208	
	4 Cyl. 1.8L		226112	226110	226206	226203	226204	226208	
	4 Cyl. 2.2L		226114	226112	226206	226203	226204	226208	
10	4 Cyl. 2.4L		226114	226112	226206	226203	226204	226208	
	6 Cyl.		226116 or 226216	226110	226206	226203	226204	226208	
	6 Cyl. 3.5L		226116 or 226216	226110	226206	226203	226204	226208	
	6 Cyl. 3.6L		226116 or 226216	226110	226206	226203	226204	226208	
	6 Cyl. 3.9L		(3)	226110	226206	226203	226204	226208	
	8 Cyl.		(3)	226114	226206	226203	226204	226208	
	09	4 Cyl. 1.6L		226112	226110	226206	226203	226204	226208
		4 Cyl. 2.0L		226114	226112	226206	226203	226204	226208
		4 Cyl. 2.2L		226114	226112	226206	226203	226204	226208
		4 Cyl. 2.4L		226114	226112	226206	226203	226204	226208
6 Cyl. 3.5L			226116 or 226216	226110	226206	226203	226204	226208	
6 Cyl. 3.6L			226116	226110	226206	226203	226204	226208	
6 Cyl. 3.9L			226216	226110	226206	226203	226204	226208	
08	8 Cyl.		(3)	226114	226206	226203	226204	226208	
	4 Cyl. 1.6L		226112	226110	226206	226203	226204	226208	
	4 Cyl. 2.0L		226114	226112	226206	226203	226204	226208	
	4 Cyl. 2.2L		226114	226112	226206	226203	226204	226208	
	4 Cyl. 2.4L		226114	226112	226206	226203	226204	226208	
07-06	6 Cyl.		226116 or 226216	226110	226206	226203	226204	226208	
	8 Cyl.		(3)	226114	226206	226203	226204	226208	
	4 Cyl.		226114	226112	226206	226203	226204	226208	
05	6 Cyl.		226116 or 226216	226110	226206	226203	226204	226208	
	8 Cyl.		(3)	226114	226206	226203	226204	226208	
05	4 Cyl.		226114	226112	226206	226203	226204	226208	

CAUTION: Do not use smaller fan(s) than those recommended. Cooling problems may result.

(1) The recommended fan(s) for primary cooling are based on required airflow for that vehicle. Measure available core space to verify the fan(s) will fit. See page 320 for fan dimensions.

(2) For add-on cooling, use the largest fan that will fit. Allow 1" clearance between the fan and closest vehicle component. See electrical guide for fan dimensions.

(3) Air volume requirements too large for electric fans. Use fan clutch. See Fan Clutch applications.

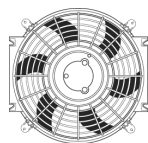


ELECTRIC FANS

Application Guide

RAPID-COOL®/THIN-LINE

FAN CONTROLLERS



ELECTRIC FANS

YEAR	ENGINE	APPLICATION	PRIMARY COOLING (1)	ADD-ON COOLING (2)	PRESET	ECONO ADJUSTABLE	PREMIUM ADJUSTABLE PUSH-IN	PREMIUM ADJUSTABLE SCREW-IN
CHEVROLET / GMC CARS AND MINI VANS								
05	6 Cyl. 3.4L		226116 or 226216	226110	226206	226203	226204	226208
	6 Cyl. 3.5L		226116 or 226216	226110	226206	226203	226204	226208
	6 Cyl. 3.8L		Two 226114s	226110	226206	226203	226204	226208
	6 Cyl. 4.3L		Two 226114s	226114	226206	226203	226204	226208
	8 Cyl.		(3)	226114	226206	226203	226204	226208
04	4 Cyl.		226114	226112	226206	226203	226204	226208
	6 Cyl. 3.4L		226116 or 226216	226110	226206	226203	226204	226208
	6 Cyl. 3.5L		226116 or 226216	226110	226206	226203	226204	226208
	6 Cyl. 3.8L		Two 226114s	226110	226206	226203	226204	226208
	6 Cyl. 4.3L		Two 226114s	226114	226206	226203	226204	226208
03	8 Cyl.		(3)	226110	226206	226203	226204	226208
	4 Cyl.		226114	226112	226206	226203	226204	226208
	6 Cyl. 3.1L		226116 or 226216	226110	226206	226203	226204	226208
	6 Cyl. 3.4L		226116 or 226216	226110	226206	226203	226204	226208
	6 Cyl. 3.8L		Two 226114s	226110	226206	226203	226204	226208
02	6 Cyl. 4.3L		Two 226114s	226114	226206	226203	226204	226208
	8 Cyl.		(3)	226110	226206	226203	226204	226208
	4 Cyl. 1.8L		226112	226110	226206	226203	226204	226208
	4 Cyl. 2.2L		226114	226110	226206	226203	226204	226208
	4 Cyl. 2.4L		226114	226110	226206	226203	226204	226208
01	6 Cyl. 3.1L		226116 or 226216	226110	226206	226203	226204	226208
	6 Cyl. 3.4L		226116 or 226216	226110	226206	226203	226204	226208
	6 Cyl. 3.8L		Two 226114s	226110	226206	226203	226204	226208
	6 Cyl. 4.3L		Two 226114s	226114	226206	226203	226204	226208
	8 Cyl.		(3)	226110	226206	226203	226204	226208
00-98	4 Cyl. 1.3L		226112	226110	226206	226203	226204	226208
	4 Cyl. 1.8L		226112	226110	226206	226203	226204	226208
	4 Cyl. 2.2L		226114	226112	226206	226203	226204	226208
	4 Cyl. 2.4L		226114	226112	226206	226203	226204	226208
	6 Cyl. 3.1L		226116 or 226216	226110	226206	226203	226204	226208
	6 Cyl. 3.4L		226116 or 226216	226110	226206	226203	226204	226208
	6 Cyl. 3.8L		Two 226114s	226110	226206	226203	226204	226208
	6 Cyl. 4.3L		Two 226114s	226114	226206	226203	226204	226208
	8 Cyl.		(3)	226110	226206	226203	226204	226208
	97	4 Cyl.		226114	226112	226206	226203	226204
	6 Cyl. 3.1L		226116 or 226216	226110	226206	226203	226204	226208

CAUTION: Do not use smaller fan(s) than those recommended. Cooling problems may result.

(1) The recommended fan(s) for primary cooling are based on required airflow for that vehicle. Measure available core space to verify the fan(s) will fit. See page 320 for fan dimensions.

(2) For add-on cooling, use the largest fan that will fit. Allow 1" clearance between the fan and closest vehicle component. See electrical guide for fan dimensions.

(3) Air volume requirements too large for electric fans. Use fan clutch. See Fan Clutch applications.




ELECTRIC FANS

Application Guide

RAPID-COOL®/THIN-LINE

FAN CONTROLLERS



YEAR	ENGINE	APPLICATION	PRIMARY COOLING (1)	ADD-ON COOLING (2)	PRESET	ECONO ADJUSTABLE	PREMIUM ADJUSTABLE PUSH-IN	PREMIUM ADJUSTABLE SCREW-IN
CHEVROLET / GMC CARS AND MINI VANS								
97	6 Cyl. 3.4L		226116 or 226216	226110	226206	226203	226204	226208
	6 Cyl. 3.8L		Two 226114s	226110	226206	226203	226204	226208
	6 Cyl. 4.3L		Two 226114s	226114	226206	226203	226204	226208
	8 Cyl.		(3)	226110	226206	226203	226204	226208
96-94	4 Cyl.		226114	226112	226206	226203	226204	226208
	6 Cyl. 3.1L		226116 or 226216	226110	226206	226203	226204	226208
	6 Cyl. 3.4L		226116 or 226216	226110	226206	226203	226204	226208
	6 Cyl. 3.8L		Two 226114s	226110	226206	226203	226204	226208
	6 Cyl. 4.3L		Two 226114s	226114	226206	226203	226204	226208
	8 Cyl. 4.3L		226116 or 226216	226112	226206	226203	226204	226208
	8 Cyl. 5.7L		(3)	226110	226206	226203	226204	226208
	4 Cyl.		226114	226112	226206	226203	226204	226208
93-92	6 Cyl. 3.1L		226116 or 226216	226110	226206	226203	226204	226208
	6 Cyl. 3.4L		226116 or 226216	226110	226206	226203	226204	226208
	6 Cyl. 3.8L		Two 226114s	226110	226206	226203	226204	226208
	6 Cyl. 4.3L		Two 226114s	226114	226206	226203	226204	226208
	8 Cyl.		(3)	226110	226206	226203	226204	226208
	4 Cyl.		226114	226112	226206	226203	226204	226208
91	6 Cyl. 3.1L		226116 or 226216	226110	226206	226203	226204	226208
	6 Cyl. 3.4L		226116 or 226216	226110	226206	226203	226204	226208
	6 Cyl. 4.3L		Two 226114s	226114	226206	226203	226204	226208
	8 Cyl.		(3)	226110	226206	226203	226204	226208
	4 Cyl.		226114	226112	226206	226203	226204	226208
90	6 Cyl. 3.1L		226116 or 226216	226110	226206	226203	226204	226208
	6 Cyl. 4.3L		Two 226114s	226114	226206	226203	226204	226208
	8 Cyl.		(3)	226110	226206	226203	226204	226208
	4 Cyl.		226114	226112	226206	226203	226204	226208
89	6 Cyl. 2.8L		226114	226112	226206	226203	226204	226208
	6 Cyl. 4.3L		Two 226114s	226114	226206	226203	226204	226208
	8 Cyl.		(3)	226110	226206	226203	226204	226208
	3 Cyl.		226112	226110	226206	226203	226204	226208
88	4 Cyl. 1.5L		226112	226110	226206	226203	226204	226208
	4 Cyl. 1.6L		226112	226110	226206	226203	226204	226208
	4 Cyl. 2.0L		226112	226110	226206	226203	226204	226208
	4 Cyl. 2.5L		226114	226112	226206	226203	226204	226208
	6 Cyl. 2.8L		226114	226112	226206	226203	226204	226208
	6 Cyl. 4.3L		Two 226114s	226114	226206	226203	226204	226208
	8 Cyl.		(3)	226110	226206	226203	226204	226208
	3 Cyl.		226112	226110	226206	226203	226204	226208
	4 Cyl. 1.5L		226112	226110	226206	226203	226204	226208
	4 Cyl. 1.6L		226112	226110	226206	226203	226204	226208
87	4 Cyl. 2.0L		226114	226112	226206	226203	226204	226208
	4 Cyl. 2.5L		226114	226112	226206	226203	226204	226208
	6 Cyl. 2.8L		Two 226114s	226112	226206	226203	226204	226208
	6 Cyl. 4.3L		Two 226114s	226114	226206	226203	226204	226208
	8 Cyl.		(3)	226110	226206	226203	226204	226208
	4 Cyl. 1.5L		226112	226110	226206	226203	226204	226208
	4 Cyl. 1.6L		226112	226110	226206	226203	226204	226208
	4 Cyl. 2.0L		226114	226112	226206	226203	226204	226208

CAUTION: Do not use smaller fan(s) than those recommended. Cooling problems may result.

(1) The recommended fan(s) for primary cooling are based on required airflow for that vehicle. Measure available core space to verify the fan(s) will fit. See page 320 for fan dimensions.

(2) For add-on cooling, use the largest fan that will fit. Allow 1" clearance between the fan and closest vehicle component. See electrical guide for fan dimensions.

(3) Air volume requirements too large for electric fans. Use fan clutch. See Fan Clutch applications.

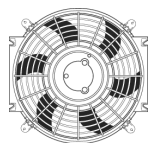


ELECTRIC FANS

Application Guide

RAPID-COOL®/THIN-LINE

FAN CONTROLLERS



ELECTRIC FANS

YEAR	ENGINE	APPLICATION	PRIMARY COOLING (1)	ADD-ON COOLING (2)	PRESET	ECONO ADJUSTABLE	PREMIUM ADJUSTABLE PUSH-IN	PREMIUM ADJUSTABLE SCREW-IN	
CHEVROLET / GMC CARS AND MINI VANS									
86-85	3 Cyl.		226112	226110	226206	226203	226204	226208	
	4 Cyl. 1.5L		226112	226110	226206	226203	226204	226208	
	4 Cyl. 1.6L		226112	226110	226206	226203	226204	226208	
	4 Cyl. 1.8L		226112	226110	226206	226203	226204	226208	
	4 Cyl. 2.0L		226114	226112	226206	226203	226204	226208	
	4 Cyl. 2.5L		226114	226112	226206	226203	226204	226208	
	6 Cyl. 2.8L		Two 226114s	226112	226206	226203	226204	226208	
	6 Cyl. 4.3L		Two 226114s	226114	226206	226203	226204	226208	
84-83	8 Cyl.		(3)	226110	226206	226203	226204	226208	
	4 Cyl. 1.6L		226112	226110	226206	226203	226204	226208	
	4 Cyl. 1.8L		226112	226110	226206	226203	226204	226208	
	4 Cyl. 2.0L		226114	226112	226206	226203	226204	226208	
	4 Cyl. 2.5L		226114	226112	226206	226203	226204	226208	
	6 Cyl. 2.8L		Two 226114s	226112	226206	226203	226204	226208	
	6 Cyl. 3.8L		Two 226114s	226110	226206	226203	226204	226208	
	6 Cyl. 4.3L		226116 or 226216	226112	226206	226203	226204	226208	
82	8 Cyl.		(3)	226110	226206	226203	226204	226208	
	4 Cyl.		226114	226112	226206	226203	226204	226208	
	6 Cyl. 2.8L		Two 226114s	226112	226206	226203	226204	226208	
	6 Cyl. 3.8L		Two 226114s	226110	226206	226203	226204	226208	
	6 Cyl. 4.3L		226116 or 226216	226112	226206	226203	226204	226208	
	8 Cyl. 4.4L		Two 226114s	226110	226206	226203	226204	226208	
	8 Cyl. 5.0L		(3)	226110	226206	226203	226204	226208	
	8 Cyl. 5.7L		(3)	226110	226206	226203	226204	226208	
81-80	4 Cyl.		226114	226112	226206	226203	226204	226208	
	6 Cyl. 2.8L		Two 226114s	226112	226206	226203	226204	226208	
	6 Cyl. 3.8L		Two 226114s	226110	226206	226203	226204	226208	
	8 Cyl. 4.4L		Two 226114s	226110	226206	226203	226204	226208	
	8 Cyl. 5.0L		(3)	226110	226206	226203	226204	226208	
	8 Cyl. 5.7L		(3)	226110	226206	226203	226204	226208	
	79	4 Cyl.		226114	226112	226206	226203	226204	226208
		6 Cyl. 3.2L		226116 or 226216	226110	226206	226203	226204	226208
6 Cyl. 3.3L			226116 or 226216	226110	226206	226203	226204	226208	
6 Cyl. 3.8L			Two 226114s	226110	226206	226203	226204	226208	
6 Cyl. 4.1L			Two 226114s	226110	226206	226203	226204	226208	
8 Cyl. 4.4L			Two 226114s	226110	226206	226203	226204	226208	
8 Cyl. 5.0L			(3)	226110	226206	226203	226204	226208	
8 Cyl. 5.7L			(3)	226110	226206	226203	226204	226208	
78	4 Cyl.		226114	226112	226206	226203	226204	226208	
	6 Cyl. 3.2L		226116 or 226216	226110	226206	226203	226204	226208	
	6 Cyl. 3.3L		226116 or 226216	226110	226206	226203	226204	226208	
	6 Cyl. 3.8L		Two 226114s	226110	226206	226203	226204	226208	
	6 Cyl. 4.1L		Two 226114s	226110	226206	226203	226204	226208	
	8 Cyl.		(3)	226110	226206	226203	226204	226208	
	77	4 Cyl.		226114	226112	226206	226203	226204	226208
		6 Cyl.		Two 226114s	226110	226206	226203	226204	226208

CAUTION: Do not use smaller fan(s) than those recommended. Cooling problems may result.

(1) The recommended fan(s) for primary cooling are based on required airflow for that vehicle. Measure available core space to verify the fan(s) will fit. See page 320 for fan dimensions.

(2) For add-on cooling, use the largest fan that will fit. Allow 1" clearance between the fan and closest vehicle component. See electrical guide for fan dimensions.

(3) Air volume requirements too large for electric fans. Use fan clutch. See Fan Clutch applications.




ELECTRIC FANS

Application Guide

RAPID-COOL®/THIN-LINE

FAN CONTROLLERS



YEAR	ENGINE	APPLICATION	PRIMARY COOLING (1)	ADD-ON COOLING (2)	PRESET	ECONO ADJUSTABLE	PREMIUM ADJUSTABLE PUSH-IN	PREMIUM ADJUSTABLE SCREW-IN
CHEVROLET / GMC CARS AND MINI VANS								
77	8 Cyl.		(3)	226110	226206	226203	226204	226208
76	4 Cyl.		226114	226112	226206	226203	226204	226208
	6 Cyl.		Two 226114s	226110	226206	226203	226204	226208
	8 Cyl. 4.3L		Two 226114s	226110	226206	226203	226204	226208
	8 Cyl. 5.0L		(3)	226110	226206	226203	226204	226208
	8 Cyl. 5.7L		(3)	226110	226206	226203	226204	226208
	8 Cyl. 6.6L		(3)	226114	226206	226203	226204	226208
	8 Cyl. 7.4L		(3)	226114	226206	226203	226204	226208
75	4 Cyl.		226114	226112	226206	226203	226204	226208
	6 Cyl.		Two 226114s	226110	226206	226203	226204	226208
	8 Cyl. 4.3L		Two 226114s	226110	226206	226203	226204	226208
	8 Cyl. 5.7L		(3)	226110	226206	226203	226204	226208
	8 Cyl. 6.6L		(3)	226114	226206	226203	226204	226208
	8 Cyl. 7.4L		(3)	226114	226206	226203	226204	226208
	8 Cyl. 7.4L		(3)	226114	226206	226203	226204	226208
74	4 Cyl.		226114	226112	226206	226203	226204	226208
	6 Cyl.		Two 226114s	226110	226206	226203	226204	226208
	8 Cyl. 5.7L		(3)	226110	226206	226203	226204	226208
	8 Cyl. 6.6L		(3)	226114	226206	226203	226204	226208
	8 Cyl. 7.4L		(3)	226114	226206	226203	226204	226208
73-71	4 Cyl.		226114	226112	226206	226203	226204	226208
	6 Cyl.		Two 226114s	226110	226206	226203	226204	226208
	8 Cyl. 5.0L		(3)	226110	226206	226203	226204	226208
	8 Cyl. 5.7L		(3)	226110	226206	226203	226204	226208
	8 Cyl. 6.6L		(3)	226114	226206	226203	226204	226208
	8 Cyl. 7.4L		(3)	226114	226206	226203	226204	226208
70	4 Cyl.		226114	226112	226206	226203	226204	226208
	6 Cyl.		Two 226114s	226110	226206	226203	226204	226208
	8 Cyl. 5.0L		(3)	226110	226206	226203	226204	226208
	8 Cyl. 5.7L		(3)	226110	226206	226203	226204	226208
	8 Cyl. 6.5L		(3)	226114	226206	226203	226204	226208
	8 Cyl. 6.6L		(3)	226114	226206	226203	226204	226208
	8 Cyl. 7.4L		(3)	226114	226206	226203	226204	226208
	8 Cyl. 7.4L		(3)	226114	226206	226203	226204	226208
69-68	4 Cyl.		226114	226112	226206	226203	226204	226208
	6 Cyl.		Two 226114s	226110	226206	226203	226204	226208
	8 Cyl. 4.9L		(3)	226110	226206	226203	226204	226208
	8 Cyl. 5.0L		(3)	226110	226206	226203	226204	226208
	8 Cyl. 5.3L		(3)	226110	226206	226203	226204	226208
	8 Cyl. 5.7L		(3)	226110	226206	226203	226204	226208
	8 Cyl. 6.5L		(3)	226114	226206	226203	226204	226208
	8 Cyl. 7.0L		(3)	226114	226206	226203	226204	226208
	8 Cyl. 7.0L		(3)	226114	226206	226203	226204	226208
	8 Cyl. 7.0L		(3)	226114	226206	226203	226204	226208
67	4 Cyl.		226114	226112	226206	226203	226204	226208
	6 Cyl.		Two 226114s	226110	226206	226203	226204	226208
	8 Cyl. 4.6L		Two 226114s	226110	226206	226203	226204	226208
	8 Cyl. 4.9L		(3)	226110	226206	226203	226204	226208
	8 Cyl. 5.3L		(3)	226114	226206	226203	226204	226208
	8 Cyl. 5.3L		(3)	226114	226206	226203	226204	226208
	8 Cyl. 5.4L		(3)	226110	226206	226203	226204	226208

CAUTION: Do not use smaller fan(s) than those recommended. Cooling problems may result.

(1) The recommended fan(s) for primary cooling are based on required airflow for that vehicle. Measure available core space to verify the fan(s) will fit. See page 320 for fan dimensions.

(2) For add-on cooling, use the largest fan that will fit. Allow 1" clearance between the fan and closest vehicle component. See electrical guide for fan dimensions.

(3) Air volume requirements too large for electric fans. Use fan clutch. See Fan Clutch applications.

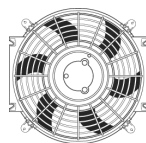


ELECTRIC FANS

Application Guide

RAPID-COOL®/THIN-LINE

FAN CONTROLLERS



ELECTRIC FANS

YEAR	ENGINE	APPLICATION	PRIMARY COOLING (1)	ADD-ON COOLING (2)	PRESET	ECONO ADJUSTABLE	PREMIUM ADJUSTABLE PUSH-IN	PREMIUM ADJUSTABLE SCREW-IN
CHEVROLET / GMC CARS AND MINI VANS								
67	8 Cyl. 5.7L		(3)	226110	226206	226203	226204	226208
	8 Cyl. 6.5L		(3)	226112	226206	226203	226204	226208
	8 Cyl. 7.0L		(3)	226114	226206	226203	226204	226208
66	4 Cyl.		226114	226112	226206	226203	226204	226208
CHEVROLET / GMC MEDIUM DUTY TRUCK								
09-91	All Eng.		(3)	226114	226206	226203	226204	226208
90	6 Cyl.		(3)	226114	226206	226203	226204	226208
	8 Cyl.		(3)	226114	226206	226203	226204	226208
	8 Cyl. 10.4L		(3)	226116	226206	226203	226204	226208
89-87	All Eng.		(3)	226114	226206	226203	226204	226208
86	6 Cyl.		(3)	226112	226206	226203	226204	226208
	8 Cyl.		(3)	226114	226206	226203	226204	226208
85	6 Cyl.		(3)	226114	226206	226203	226204	226208
	6 Cyl. 4.8L		(3)	226112	226206	226203	226204	226208
84-82	8 Cyl.		(3)	226114	226206	226203	226204	226208
	6 Cyl.		(3)	226114	226206	226203	226204	226208
	6 Cyl. 4.8L		(3)	226112	226206	226203	226204	226208
	8 Cyl.		(3)	226114	226206	226203	226204	226208
81-80	8 Cyl. 10.4L		(3)	226116	226206	226203	226204	226208
	6 Cyl.		(3)	226112	226206	226203	226204	226208
	8 Cyl.		(3)	226114	226206	226203	226204	226208
	8 Cyl. 10.4L		(3)	226116	226206	226203	226204	226208
CHEVROLET / GMC TRUCKS AND SUVs								
15-14	4 Cyl.		226114	226112	226206	226203	226204	226208
	6 Cyl. 3.6L		226114	226112	226206	226203	226204	226208
	6 Cyl. 4.3L		Two 226114s	226112	226206	226203	226204	226208
	8 Cyl.		(3)	226114	226206	226203	226204	226208
13	4 Cyl.		226114	226112	226206	226203	226204	226208
	6 Cyl. 3.6L		226114	226112	226206	226203	226204	226208
	6 Cyl. 4.3L		Two 226114s	226114	226206	226203	226204	226208
12	8 Cyl.		(3)	226114	226206	226203	226204	226208
	4 Cyl. 2.4L		226114	226112	226206	226203	226204	226208
	4 Cyl. 2.9L		226116 or 226216	226112	226206	226203	226204	226208
11-10	5 Cyl.		Two 226114s	226112	226206	226203	226204	226208
	6 Cyl. 3.0L		226116 or 226216	226110	226206	226203	226204	226208
	6 Cyl. 3.6L		226114	226112	226206	226203	226204	226208
	6 Cyl. 4.3L		Two 226114s	226114	226206	226203	226204	226208
	8 Cyl.		(3)	226114	226206	226203	226204	226208
	4 Cyl. 2.4L		226114	226112	226206	226203	226204	226208
	4 Cyl. 2.9L		226116 or 226216	226110	226206	226203	226204	226208
5 Cyl.		Two 226114s	226112	226206	226203	226204	226208	
	6 Cyl. 3.0L		226116 or 226216	226110	226206	226203	226204	226208
	6 Cyl. 3.6L		226114	226112	226206	226203	226204	226208
	6 Cyl. 4.3L		Two 226114s	226114	226206	226203	226204	226208
	8 Cyl.		(3)	226114	226206	226203	226204	226208

CAUTION: Do not use smaller fan(s) than those recommended. Cooling problems may result.

(1) The recommended fan(s) for primary cooling are based on required airflow for that vehicle. Measure available core space to verify the fan(s) will fit. See page 320 for fan dimensions.

(2) For add-on cooling, use the largest fan that will fit. Allow 1" clearance between the fan and closest vehicle component. See electrical guide for fan dimensions.

(3) Air volume requirements too large for electric fans. Use fan clutch. See Fan Clutch applications.




ELECTRIC FANS

Application Guide

RAPID-COOL®/THIN-LINE

FAN CONTROLLERS



YEAR	ENGINE	APPLICATION	PRIMARY COOLING (1)	ADD-ON COOLING (2)	PRESET	ECONO ADJUSTABLE	PREMIUM ADJUSTABLE PUSH-IN	PREMIUM ADJUSTABLE SCREW-IN
CHEVROLET / GMC TRUCKS AND SUVS								
09-08	4 Cyl.		226114	226112	226206	226203	226204	226208
	5 Cyl.		226116 or 226216	226112	226206	226203	226204	226208
	5 Cyl.		Two 226114s	226112	226206	226203	226204	226208
	6 Cyl. 3.4L		226114	226112	226206	226203	226204	226208
	6 Cyl. 3.6L		226114	226112	226206	226203	226204	226208
	6 Cyl. 4.2L		(3)	226114	226206	226203	226204	226208
	6 Cyl. 4.3L		Two 226114s	226114	226206	226203	226204	226208
	8 Cyl.		(3)	226114	226206	226203	226204	226208
07	4 Cyl.		226114	226112	226206	226203	226204	226208
	5 Cyl.		226114	226112	226206	226203	226204	226208
	6 Cyl. 3.4L		226114	226112	226206	226203	226204	226208
	6 Cyl. 3.6L		Two 226114s	226112	226206	226203	226204	226208
	6 Cyl. 4.2L		(3)	226112	226206	226203	226204	226208
	6 Cyl. 4.3L		Two 226114s	226112	226206	226203	226204	226208
06	4 Cyl.		226114	226112	226206	226203	226204	226208
	5 Cyl.		226114	226112	226206	226203	226204	226208
	6 Cyl. 3.4L		226114	226112	226206	226203	226204	226208
	6 Cyl. 4.2L		(3)	226112	226206	226203	226204	226208
	6 Cyl. 4.3L		Two 226114s	226112	226206	226203	226204	226208
05	4 Cyl.		226114	226112	226206	226203	226204	226208
	5 Cyl.		226114	226112	226206	226203	226204	226208
	6 Cyl. 3.4L		226114	226112	226206	226203	226204	226208
	6 Cyl. 4.2L		(3)	226112	226206	226203	226204	226208
	6 Cyl. 4.3L		Two 226114s	226114	226206	226203	226204	226208
04	4 Cyl.		226114	226112	226206	226203	226204	226208
	5 Cyl.		226114	226112	226206	226203	226204	226208
	6 Cyl. 2.5L		226114	226112	226206	226203	226204	226208
	6 Cyl. 4.2L		(3)	226112	226206	226203	226204	226208
	6 Cyl. 4.3L		Two 226114s	226114	226206	226203	226204	226208
03	4 Cyl.		226114	226112	226206	226203	226204	226208
	6 Cyl. 2.5L		226114	226112	226206	226203	226204	226208
	6 Cyl. 4.2L		(3)	226112	226206	226203	226204	226208
	6 Cyl. 4.3L		Two 226114s	226114	226206	226203	226204	226208
	8 Cyl.		(3)	226114	226206	226203	226204	226208
02	4 Cyl.		226114	226112	226206	226203	226204	226208
	6 Cyl. 2.5L		226114	226112	226206	226203	226204	226208
	6 Cyl. 4.2L		(3)	226112	226206	226203	226204	226208
	6 Cyl. 4.3L		Two 226114s	226112	226206	226203	226204	226208
	8 Cyl.		(3)	226114	226206	226203	226204	226208
01-92	4 Cyl.		226114	226112	226206	226203	226204	226208
	6 Cyl.		Two 226114s	226114	226206	226203	226204	226208
	8 Cyl.		(3)	226114	226206	226203	226204	226208

CAUTION: Do not use smaller fan(s) than those recommended. Cooling problems may result.

(1) The recommended fan(s) for primary cooling are based on required airflow for that vehicle. Measure available core space to verify the fan(s) will fit. See page 320 for fan dimensions.

(2) For add-on cooling, use the largest fan that will fit. Allow 1" clearance between the fan and closest vehicle component. See electrical guide for fan dimensions.

(3) Air volume requirements too large for electric fans. Use fan clutch. See Fan Clutch applications.

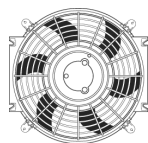


ELECTRIC FANS

Application Guide

RAPID-COOL®/THIN-LINE

FAN CONTROLLERS



ELECTRIC FANS

YEAR	ENGINE	APPLICATION	PRIMARY COOLING (1)	ADD-ON COOLING (2)	PRESET	ECONO ADJUSTABLE	PREMIUM ADJUSTABLE PUSH-IN	PREMIUM ADJUSTABLE SCREW-IN
CHEVROLET / GMC TRUCKS AND SUVS								
91-89	4 Cyl.		226114	226112	226206	226203	226204	226208
	6 Cyl. 2.8L		Two 226114s	226112	226206	226203	226204	226208
	6 Cyl. 4.3L	FULLSIZE TRUCKS	Two 226114s	226114	226206	226203	226204	226208
	6 Cyl. 4.3L	S10/S15 MID SIZE TRUCKS	Two 226114s	226112	226206	226203	226204	226208
	8 Cyl.		(3)	226114	226206	226203	226204	226208
88	4 Cyl.		226114	226112	226206	226203	226204	226208
	4 Cyl.		Two 226114s	226112	226206	226203	226204	226208
	6 Cyl. 2.8L		226114	226112	226206	226203	226204	226208
	6 Cyl. 4.3L	FULLSIZE TRUCKS	Two 226114s	226114	226206	226203	226204	226208
	6 Cyl. 4.3L	S10/S15 MID SIZE TRUCKS	Two 226114s	226112	226206	226203	226204	226208
	6 Cyl. 4.8L		Two 226114s	226114	226206	226203	226204	226208
	8 Cyl.		(3)	226114	226206	226203	226204	226208
87-86	4 Cyl.		226114	226112	226206	226203	226204	226208
	6 Cyl. 2.8L		226114	226112	226206	226203	226204	226208
	6 Cyl. 4.3L		Two 226114s	226114	226206	226203	226204	226208
	6 Cyl. 4.8L		Two 226114s	226114	226206	226203	226204	226208
	8 Cyl.		(3)	226114	226206	226203	226204	226208
85	4 Cyl. 1.9L		226112	226110	226206	226203	226204	226208
	4 Cyl. 2.2L		226114	226112	226206	226203	226204	226208
	4 Cyl. 2.5L		226114	226112	226206	226203	226204	226208
	6 Cyl. 2.8L		226114	226112	226206	226203	226204	226208
	6 Cyl. 4.3L		Two 226114s	226114	226206	226203	226204	226208
	6 Cyl. 4.8L		Two 226114s	226114	226206	226203	226204	226208
	8 Cyl.		(3)	226114	226206	226203	226204	226208
84-83	4 Cyl. 1.9L		226112	226110	226206	226203	226204	226208
	4 Cyl. 2.0L		226112	226110	226206	226203	226204	226208
	4 Cyl. 2.2L		226114	226112	226206	226203	226204	226208
	6 Cyl. 2.8L		226114	226112	226206	226203	226204	226208
	6 Cyl. 3.8L		Two 226114s	226112	226206	226203	226204	226208
	6 Cyl. 4.1L		Two 226114s	226112	226206	226203	226204	226208
	6 Cyl. 4.8L		Two 226114s	226114	226206	226203	226204	226208
	8 Cyl.		(3)	226114	226206	226203	226204	226208
82	4 Cyl. 1.8L		226112	226110	226206	226203	226204	226208
	4 Cyl. 1.9L		226112	226110	226206	226203	226204	226208
	4 Cyl. 2.2L		226114	226112	226206	226203	226204	226208
	6 Cyl. 2.8L		226114	226112	226206	226203	226204	226208
	6 Cyl. 3.8L		Two 226114s	226112	226206	226203	226204	226208
	6 Cyl. 4.1L		Two 226114s	226112	226206	226203	226204	226208
	6 Cyl. 4.8L		Two 226114s	226114	226206	226203	226204	226208
	8 Cyl.		(3)	226114	226206	226203	226204	226208
81	4 Cyl. 1.8L		226112	226110	226206	226203	226204	226208
	4 Cyl. 2.2L		226114	226112	226206	226203	226204	226208
	6 Cyl. 3.8L		Two 226114s	226112	226206	226203	226204	226208
	6 Cyl. 4.1L		Two 226114s	226112	226206	226203	226204	226208
	6 Cyl. 4.8L		Two 226114s	226114	226206	226203	226204	226208
	8 Cyl.		(3)	226114	226206	226203	226204	226208

CAUTION: Do not use smaller fan(s) than those recommended. Cooling problems may result.

(1) The recommended fan(s) for primary cooling are based on required airflow for that vehicle. Measure available core space to verify the fan(s) will fit. See page 320 for fan dimensions.

(2) For add-on cooling, use the largest fan that will fit. Allow 1" clearance between the fan and closest vehicle component. See electrical guide for fan dimensions.

(3) Air volume requirements too large for electric fans. Use fan clutch. See Fan Clutch applications.




ELECTRIC FANS

Application Guide

RAPID-COOL®/THIN-LINE

FAN CONTROLLERS



YEAR	ENGINE	APPLICATION	PRIMARY COOLING (1)	ADD-ON COOLING (2)	PRESET	ECONO ADJUSTABLE	PREMIUM ADJUSTABLE PUSH-IN	PREMIUM ADJUSTABLE SCREW-IN
CHEVROLET / GMC TRUCKS AND SUVS								
80	4 Cyl.		226112	226110	226206	226203	226204	226208
	6 Cyl. 3.8L		Two 226114s	226112	226206	226203	226204	226208
	6 Cyl. 4.1L		Two 226114s	226112	226206	226203	226204	226208
	6 Cyl. 4.8L		Two 226114s	226114	226206	226203	226204	226208
79	8 Cyl.		(3)	226114	226206	226203	226204	226208
	4 Cyl.		226112	226110	226206	226203	226204	226208
	6 Cyl. 3.3L		226116 or 226216	226112	226206	226203	226204	226208
	6 Cyl. 3.8L		Two 226114s	226112	226206	226203	226204	226208
78	6 Cyl. 4.1L		Two 226114s	226112	226206	226203	226204	226208
	6 Cyl. 4.8L		Two 226114s	226114	226206	226203	226204	226208
	8 Cyl.		(3)	226114	226206	226203	226204	226208
	4 Cyl.		226112	226110	226206	226203	226204	226208
77-72	6 Cyl. 3.3L		226116 or 226216	226110	226206	226203	226204	226208
	6 Cyl. 3.8L		Two 226114s	226112	226206	226203	226204	226208
	6 Cyl. 4.1L		Two 226114s	226112	226206	226203	226204	226208
	6 Cyl. 4.8L		Two 226114s	226114	226206	226203	226204	226208
71-70	8 Cyl.		(3)	226114	226206	226203	226204	226208
	6 Cyl. 4.1L		Two 226114s	226112	226206	226203	226204	226208
	6 Cyl. 4.8L		Two 226114s	226114	226206	226203	226204	226208
	8 Cyl.		(3)	226114	226206	226203	226204	226208
69	6 Cyl. 3.8L		226116 or 226216	226112	226206	226203	226204	226208
	6 Cyl. 4.1L		Two 226114s	226112	226206	226203	226204	226208
	6 Cyl. 4.8L		Two 226114s	226114	226206	226203	226204	226208
	6 Cyl. 5.0L		(3)	226114	226206	226203	226204	226208
68-67	8 Cyl.		(3)	226114	226206	226203	226204	226208
	6 Cyl. 3.8L		226116 or 226216	226112	226206	226203	226204	226208
	6 Cyl. 4.1L		Two 226114s	226112	226206	226203	226204	226208
	6 Cyl. 4.8L		Two 226114s	226114	226206	226203	226204	226208
66	6 Cyl. 5.0L		(3)	226114	226206	226203	226204	226208
	6 Cyl. 5.7L		(3)	226114	226206	226203	226204	226208
	8 Cyl.		(3)	226114	226206	226203	226204	226208
	4 Cyl.		226112	226110	226206	226203	226204	226208
65	6 Cyl. 3.2L		226116 or 226216	226112	226206	226203	226204	226208
	6 Cyl. 3.8L		226116 or 226216	226112	226206	226203	226204	226208
	6 Cyl. 3.2L		226116 or 226216	226112	226206	226203	226204	226208
	6 Cyl. 3.8L		226116 or 226216	226112	226206	226203	226204	226208

CAUTION: Do not use smaller fan(s) than those recommended. Cooling problems may result.

(1) The recommended fan(s) for primary cooling are based on required airflow for that vehicle. Measure available core space to verify the fan(s) will fit. See page 320 for fan dimensions.

(2) For add-on cooling, use the largest fan that will fit. Allow 1" clearance between the fan and closest vehicle component. See electrical guide for fan dimensions.

(3) Air volume requirements too large for electric fans. Use fan clutch. See Fan Clutch applications.

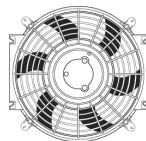


ELECTRIC FANS

Application Guide

RAPID-COOL®/THIN-LINE

FAN CONTROLLERS



ELECTRIC FANS

YEAR	ENGINE	APPLICATION	PRIMARY COOLING (1)	ADD-ON COOLING (2)	PRESET	ECONO ADJUSTABLE	PREMIUM ADJUSTABLE PUSH-IN	PREMIUM ADJUSTABLE SCREW-IN
CHEVROLET / GMC TRUCKS AND SUVS								
65	6 Cyl. 4.8L		Two 226114s	226114	226206	226203	226204	226208
	6 Cyl. 5.0L		(3)	226114	226206	226203	226204	226208
	6 Cyl. 5.7L		(3)	226114	226206	226203	226204	226208
	8 Cyl.		(3)	226114	226206	226203	226204	226208
64	4 Cyl.		226112	226110	226206	226203	226204	226208
	6 Cyl. 2.7L		226116 or 226216	226112	226206	226203	226204	226208
	6 Cyl. 3.2L		226116 or 226216	226112	226206	226203	226204	226208
	6 Cyl. 3.8L		226116 or 226216	226114	226206	226203	226204	226208
	6 Cyl. 4.8L		Two 226114s	226114	226206	226203	226204	226208
	6 Cyl. 5.0L		(3)	226114	226206	226203	226204	226208
	8 Cyl.		(3)	226114	226206	226203	226204	226208
63	4 Cyl.		226112	226110	226206	226203	226204	226208
	6 Cyl. 2.4L		226116 or 226216	226112	226206	226203	226204	226208
	6 Cyl. 3.2L		226116 or 226216	226112	226206	226203	226204	226208
	6 Cyl. 3.8L		226116 or 226216	226110	226206	226203	226204	226208
	6 Cyl. 3.8L		226116 or 226216	226114	226206	226203	226204	226208
	6 Cyl. 4.8L		Two 226114s	226114	226206	226203	226204	226208
	6 Cyl. 5.0L		(3)	226114	226206	226203	226204	226208
8 Cyl.		(3)	226114	226206	226203	226204	226208	
62-61	6 Cyl. 2.4L		226116 or 226216	226114	226206	226203	226204	226208
	6 Cyl. 3.8L		226116 or 226216	226114	226206	226203	226204	226208
	6 Cyl. 3.9L		226116 or 226216	226114	226206	226203	226204	226208
	6 Cyl. 4.3L		226116 or 226216	226114	226206	226203	226204	226208
	6 Cyl. 4.4L		226116 or 226216	226114	226206	226203	226204	226208
	6 Cyl. 5.0L		(3)	226114	226206	226203	226204	226208
	8 Cyl.		(3)	226114	226206	226203	226204	226208
	8 Cyl.		(3)	226114	226206	226203	226204	226208
60	6 Cyl. 3.8L		226116 or 226216	226114	226206	226203	226204	226208
	6 Cyl. 3.9L		226116 or 226216	226114	226206	226203	226204	226208
	6 Cyl. 4.3L		226116 or 226216	226114	226206	226203	226204	226208
	6 Cyl. 4.4L		226116 or 226216	226114	226206	226203	226204	226208
	6 Cyl. 5.0L		(3)	226114	226206	226203	226204	226208
59-58	8 Cyl.		(3)	226114	226206	226203	226204	226208
	6 Cyl.		226116 or 226216	226114	226206	226203	226204	226208
	8 Cyl.		(3)	226114	226206	226203	226204	226208
57	6 Cyl.		226116 or 226216	226114	226206	226203	226204	226208
	8 Cyl. 4.3L		Two 226114s	226114	226206	226203	226204	226208
	8 Cyl. 4.6L		(3)	226114	226206	226203	226204	226208
	8 Cyl. 5.3L		(3)	226114	226206	226203	226204	226208
	8 Cyl. 5.7L		(3)	226114	226206	226203	226204	226208
	8 Cyl. 6.1L		(3)	226114	226206	226203	226204	226208
56	6 Cyl.		226116 or 226216	226114	226206	226203	226204	226208
	8 Cyl.		(3)	226114	226206	226203	226204	226208
55	6 Cyl.		226116 or 226216	226114	226206	226203	226204	226208
	8 Cyl. 4.3L		(3)	226114	226206	226203	226204	226208
	8 Cyl. 4.7L		Two 226114s	226114	226206	226203	226204	226208
	8 Cyl. 5.2L		(3)	226114	226206	226203	226204	226208

CAUTION: Do not use smaller fan(s) than those recommended. Cooling problems may result.

(1) The recommended fan(s) for primary cooling are based on required airflow for that vehicle. Measure available core space to verify the fan(s) will fit. See page 320 for fan dimensions.

(2) For add-on cooling, use the largest fan that will fit. Allow 1" clearance between the fan and closest vehicle component. See electrical guide for fan dimensions.

(3) Air volume requirements too large for electric fans. Use fan clutch. See Fan Clutch applications.




ELECTRIC FANS

Application Guide

RAPID-COOL®/THIN-LINE

FAN CONTROLLERS



YEAR	ENGINE	APPLICATION	PRIMARY COOLING (1)	ADD-ON COOLING (2)	PRESET	ECONO ADJUSTABLE	PREMIUM ADJUSTABLE PUSH-IN	PREMIUM ADJUSTABLE SCREW-IN
CHEVROLET / GMC TRUCKS AND SUVS								
55	8 Cyl. 5.3L		(3)	226114	226206	226203	226204	226208
54-46	All Eng.		226116 or 226216	226114	226206	226203	226204	226208
45-42	6 Cyl. 3.5L		226116 or 226216	226114	226206	226203	226204	226208
	6 Cyl. 3.7L		226116 or 226216	226114	226206	226203	226204	226208
	6 Cyl. 3.8L		226116 or 226216	226112	226206	226203	226204	226208
CHEVROLET / GMC VANS								
15	All Eng.		(3)	226114	226206	226203	226204	226208
14-09	6 Cyl.		Two 226114s	226114	226206	226203	226204	226208
	8 Cyl.		(3)	226114	226206	226203	226204	226208
08-07	6 Cyl. 3.9L		226116 or 226216	226114	226206	226203	226204	226208
	6 Cyl. 4.3L		Two 226114s	226114	226206	226203	226204	226208
	8 Cyl.		(3)	226114	226206	226203	226204	226208
06	6 Cyl. 3.5L		226116 or 226216	226114	226206	226203	226204	226208
	6 Cyl. 3.9L		226116 or 226216	226114	226206	226203	226204	226208
	6 Cyl. 4.3L		Two 226114s	226114	226206	226203	226204	226208
05	8 Cyl.		(3)	226114	226206	226203	226204	226208
	6 Cyl. 3.4L		226116 or 226216	226114	226206	226203	226204	226208
	6 Cyl. 3.5L		226116 or 226216	226114	226206	226203	226204	226208
04-01	6 Cyl. 4.3L		Two 226114s	226114	226206	226203	226204	226208
	8 Cyl.		(3)	226114	226206	226203	226204	226208
	6 Cyl. 3.4L		226116 or 226216	226114	226206	226203	226204	226208
00	6 Cyl. 4.3L		Two 226114s	226114	226206	226203	226204	226208
	8 Cyl.		(3)	226114	226206	226203	226204	226208
	8 Cyl. 7.4L		(3)	226110	226206	226203	226204	226208
99-97	6 Cyl. 3.4L		226116 or 226216	226114	226206	226203	226204	226208
	6 Cyl. 4.3L		Two 226114s	226114	226206	226203	226204	226208
	8 Cyl. 5.0L		(3)	226114	226206	226203	226204	226208
96	8 Cyl. 5.7L		(3)	226114	226206	226203	226204	226208
	8 Cyl. 6.5L		(3)	226114	226206	226203	226204	226208
	8 Cyl. 7.4L	EXPRESS & SAVANA	(3)	226114	226206	226203	226204	226208
	8 Cyl. 7.4L	MOTORHOME, P-30 CHASSIS	(3)	226116 or 226216	226206	226203	226204	226208
	8 Cyl. 7.4L	G Series Fullsize Van	(3)	226110	226206	226203	226204	226208

CAUTION: Do not use smaller fan(s) than those recommended. Cooling problems may result.

(1) The recommended fan(s) for primary cooling are based on required airflow for that vehicle. Measure available core space to verify the fan(s) will fit. See page 320 for fan dimensions.

(2) For add-on cooling, use the largest fan that will fit. Allow 1" clearance between the fan and closest vehicle component. See electrical guide for fan dimensions.

(3) Air volume requirements too large for electric fans. Use fan clutch. See Fan Clutch applications.

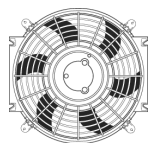


ELECTRIC FANS

Application Guide

RAPID-COOL®/THIN-LINE

FAN CONTROLLERS



ELECTRIC FANS

YEAR	ENGINE	APPLICATION	PRIMARY COOLING (1)	ADD-ON COOLING (2)	PRESET	ECONO ADJUSTABLE	PREMIUM ADJUSTABLE PUSH-IN	PREMIUM ADJUSTABLE SCREW-IN
CHEVROLET / GMC VANS								
96	8 Cyl. 7.4L	MOTORHOME, P-30 CHASSIS	(3)	226116 or 226216	226206	226203	226204	226208
95-94	4 Cyl.		226114	226112	226206	226203	226204	226208
	6 Cyl. 4.3L		Two 226114s	226114	226206	226203	226204	226208
	6 Cyl. 6.6L		(3)	226114	226206	226203	226204	226208
	8 Cyl. 5.0L		(3)	226114	226206	226203	226204	226208
	8 Cyl. 5.7L		(3)	226114	226206	226203	226204	226208
	8 Cyl. 6.0L		(3)	226114	226206	226203	226204	226208
	8 Cyl. 6.5L		(3)	226114	226206	226203	226204	226208
	8 Cyl. 7.0L		(3)	226114	226206	226203	226204	226208
	8 Cyl. 7.4L	G Series Fullsize Van	(3)	226114	226206	226203	226204	226208
	8 Cyl. 7.4L	MOTORHOME, P-30 CHASSIS	(3)	226116 or 226216	226206	226203	226204	226208
93-92	4 Cyl.		Two 226114s	226112	226206	226203	226204	226208
	6 Cyl. 4.3L		Two 226114s	226114	226206	226203	226204	226208
	6 Cyl. 6.6L		(3)	226114	226206	226203	226204	226208
	8 Cyl. 5.0L		(3)	226114	226206	226203	226204	226208
	8 Cyl. 5.7L		(3)	226114	226206	226203	226204	226208
	8 Cyl. 6.0L		(3)	226114	226206	226203	226204	226208
	8 Cyl. 6.2L		(3)	226114	226206	226203	226204	226208
	8 Cyl. 7.0L		(3)	226114	226206	226203	226204	226208
	8 Cyl. 7.4L	G Series Fullsize Van	(3)	226114	226206	226203	226204	226208
	8 Cyl. 7.4L	MOTORHOME, P-30 CHASSIS	(3)	226116 or 226216	226206	226203	226204	226208
91	4 Cyl.		226114	226112	226206	226203	226204	226208
	6 Cyl.		Two 226114s	226114	226206	226203	226204	226208
	8 Cyl. 5.0L		(3)	226114	226206	226203	226204	226208
	8 Cyl. 5.7L		(3)	226114	226206	226203	226204	226208
	8 Cyl. 6.2L		(3)	226114	226206	226203	226204	226208
	8 Cyl. 7.4L	G Series Fullsize Van	(3)	226114	226206	226203	226204	226208
	8 Cyl. 7.4L	MOTORHOME, P-30 CHASSIS	(3)	226116 or 226216	226206	226203	226204	226208
	8 Cyl. 7.4L	MOTORHOME, P-30 CHASSIS	(3)	226116 or 226216	226206	226203	226204	226208
90	4 Cyl. 2.5L		226114	226112	226206	226203	226204	226208
	4 Cyl. 3.9L		(3)	226112	226206	226203	226204	226208
	6 Cyl.		Two 226114s	226114	226206	226203	226204	226208
	8 Cyl. 5.0L		(3)	226114	226206	226203	226204	226208
	8 Cyl. 5.7L		(3)	226114	226206	226203	226204	226208
	8 Cyl. 6.2L		(3)	226114	226206	226203	226204	226208
	8 Cyl. 7.4L	G Series Fullsize Van	(3)	226114	226206	226203	226204	226208
	8 Cyl. 7.4L	MOTORHOME, P-30 CHASSIS	(3)	226116 or 226216	226206	226203	226204	226208
89-88	4 Cyl.		226114	226112	226206	226203	226204	226208
	6 Cyl.		Two 226114s	226114	226206	226203	226204	226208
	8 Cyl. 5.0L		(3)	226114	226206	226203	226204	226208
	8 Cyl. 5.7L		(3)	226114	226206	226203	226204	226208
	8 Cyl. 6.2L		(3)	226114	226206	226203	226204	226208

CAUTION: Do not use smaller fan(s) than those recommended. Cooling problems may result.

(1) The recommended fan(s) for primary cooling are based on required airflow for that vehicle. Measure available core space to verify the fan(s) will fit. See page 320 for fan dimensions.

(2) For add-on cooling, use the largest fan that will fit. Allow 1" clearance between the fan and closest vehicle component. See electrical guide for fan dimensions.


(3) Air volume requirements too large for electric fans. Use fan clutch. See Fan Clutch applications.



ELECTRIC FANS

Application Guide

RAPID-COOL®/THIN-LINE



FAN CONTROLLERS



YEAR	ENGINE	APPLICATION	PRIMARY COOLING (1)	ADD-ON COOLING (2)	PRESET	ECONO ADJUSTABLE	PREMIUM ADJUSTABLE PUSH-IN	PREMIUM ADJUSTABLE SCREW-IN
CHEVROLET / GMC VANS								
89-88	8 Cyl. 7.4L	G Series Fullsize Van	(3)	226114	226206	226203	226204	226208
	8 Cyl. 7.4L	MOTORHOME, P-30 CHASSIS	(3)	226116 or 226216	226206	226203	226204	226208
87	4 Cyl.		226114	226112	226206	226203	226204	226208
	6 Cyl.		Two 226114s	226114	226206	226203	226204	226208
	8 Cyl. 5.0L		(3)	226114	226206	226203	226204	226208
	8 Cyl. 5.7L		(3)	226114	226206	226203	226204	226208
	8 Cyl. 6.2L		(3)	226114	226206	226203	226204	226208
	8 Cyl. 7.4L		(3)	226116 or 226216	226206	226203	226204	226208
86-85	6 Cyl.		Two 226114s	226114	226206	226203	226204	226208
	8 Cyl. 5.0L		(3)	226114	226206	226203	226204	226208
	8 Cyl. 5.7L		(3)	226114	226206	226203	226204	226208
	8 Cyl. 6.2L		(3)	226114	226206	226203	226204	226208
	8 Cyl. 7.4L		(3)	226116 or 226216	226206	226203	226204	226208
84-82	6 Cyl. 4.1L		Two 226114s	226112	226206	226203	226204	226208
	6 Cyl. 4.8L		Two 226114s	226114	226206	226203	226204	226208
	8 Cyl. 5.0L		(3)	226114	226206	226203	226204	226208
	8 Cyl. 5.7L		(3)	226114	226206	226203	226204	226208
	8 Cyl. 6.2L		(3)	226114	226206	226203	226204	226208
	8 Cyl. 7.4L		(3)	226116 or 226216	226206	226203	226204	226208
81	6 Cyl. 4.1L		Two 226114s	226112	226206	226203	226204	226208
	6 Cyl. 4.8L		Two 226114s	226114	226206	226203	226204	226208
	8 Cyl. 5.0L		(3)	226114	226206	226203	226204	226208
	8 Cyl. 5.7L		(3)	226114	226206	226203	226204	226208
	8 Cyl. 7.4L		(3)	226116 or 226216	226206	226203	226204	226208
80	6 Cyl. 4.1L		Two 226114s	226112	226206	226203	226204	226208
	6 Cyl. 4.8L		Two 226114s	226114	226206	226203	226204	226208
	8 Cyl. 5.0L		(3)	226114	226206	226203	226204	226208
	8 Cyl. 5.7L		(3)	226114	226206	226203	226204	226208
	8 Cyl. 6.6L		(3)	226114	226206	226203	226204	226208
	8 Cyl. 7.4L		(3)	226116 or 226216	226206	226203	226204	226208
79	6 Cyl. 4.1L		Two 226114s	226112	226206	226203	226204	226208
	6 Cyl. 4.8L		Two 226114s	226114	226206	226203	226204	226208
	8 Cyl. 5.0L		(3)	226114	226206	226203	226204	226208
	8 Cyl. 5.7L		(3)	226114	226206	226203	226204	226208
	8 Cyl. 6.6L		(3)	226114	226206	226203	226204	226208
	8 Cyl. 7.4L	MOTORHOME, P-30 CHASSIS	(3)	226116 or 226216	226206	226203	226204	226208
78-77	8 Cyl. 7.4L	P20	(3)	226114	226206	226203	226204	226208
	6 Cyl. 4.1L		Two 226114s	226112	226206	226203	226204	226208
	6 Cyl. 4.8L		Two 226114s	226114	226206	226203	226204	226208

CAUTION: Do not use smaller fan(s) than those recommended. Cooling problems may result.

(1) The recommended fan(s) for primary cooling are based on required airflow for that vehicle. Measure available core space to verify the fan(s) will fit. See page 320 for fan dimensions.

(2) For add-on cooling, use the largest fan that will fit. Allow 1" clearance between the fan and closest vehicle component. See electrical guide for fan dimensions.

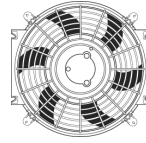
(3) Air volume requirements too large for electric fans. Use fan clutch. See Fan Clutch applications.

ELECTRIC FANS

Application Guide

RAPID-COOL®/THIN-LINE

FAN CONTROLLERS



ELECTRIC FANS

YEAR	ENGINE	APPLICATION	PRIMARY COOLING (1)	ADD-ON COOLING (2)	PRESET	ECONO ADJUSTABLE	PREMIUM ADJUSTABLE PUSH-IN	PREMIUM ADJUSTABLE SCREW-IN
CHEVROLET / GMC VANS								
78-77	8 Cyl. 5.0L		(3)	226114	226206	226203	226204	226208
	8 Cyl. 5.7L		(3)	226114	226206	226203	226204	226208
	8 Cyl. 6.6L		(3)	226114	226206	226203	226204	226208
	8 Cyl. 7.4L		(3)	226116 or 226216	226206	226203	226204	226208
76	6 Cyl. 4.1L		Two 226114s	226112	226206	226203	226204	226208
	6 Cyl. 4.8L		Two 226114s	226114	226206	226203	226204	226208
	8 Cyl. 5.7L		(3)	226114	226206	226203	226204	226208
	8 Cyl. 6.6L		(3)	226114	226206	226203	226204	226208
	8 Cyl. 7.4L	G Series Fullsize Van	(3)	226114	226206	226203	226204	226208
	8 Cyl. 7.4L	MOTORHOME, P-30 CHASSIS	(3)	226116 or 226216	226206	226203	226204	226208
75	8 Cyl. 7.4L	P20	(3)	226114	226206	226203	226204	226208
	6 Cyl. 4.1L		Two 226114s	226112	226206	226203	226204	226208
	6 Cyl. 4.8L		Two 226114s	226114	226206	226203	226204	226208
	8 Cyl. 5.7L		(3)	226114	226206	226203	226204	226208
	8 Cyl. 6.6L		(3)	226114	226206	226203	226204	226208
	8 Cyl. 7.4L	G Series Fullsize Van	(3)	226114	226206	226203	226204	226208
74	8 Cyl. 7.4L	MOTORHOME, P-30 CHASSIS	(3)	226116 or 226216	226206	226203	226204	226208
	6 Cyl. 4.1L		Two 226114s	226112	226206	226203	226204	226208
	6 Cyl. 4.8L		Two 226114s	226114	226206	226203	226204	226208
	8 Cyl. 5.7L		(3)	226114	226206	226203	226204	226208
	8 Cyl. 7.4L	G Series Fullsize Van	(3)	226114	226206	226203	226204	226208
	8 Cyl. 7.4L	MOTORHOME, P-30 CHASSIS	(3)	226116 or 226216	226206	226203	226204	226208
73	6 Cyl. 4.1L		Two 226114s	226112	226206	226203	226204	226208
	6 Cyl. 4.8L		Two 226114s	226114	226206	226203	226204	226208
	8 Cyl. 5.0L		(3)	226114	226206	226203	226204	226208
	8 Cyl. 5.7L		(3)	226114	226206	226203	226204	226208
	8 Cyl. 7.4L	G Series Fullsize Van	(3)	226114	226206	226203	226204	226208
	8 Cyl. 7.4L	MOTORHOME, P-30 CHASSIS	(3)	226116 or 226216	226206	226203	226204	226208
72	8 Cyl. 7.4L	P10	(3)	226114	226206	226203	226204	226208
	8 Cyl. 7.4L	P20	(3)	226114	226206	226203	226204	226208
	6 Cyl. 4.1L		Two 226114s	226112	226206	226203	226204	226208
	6 Cyl. 4.8L		Two 226114s	226114	226206	226203	226204	226208
	8 Cyl.		(3)	226114	226206	226203	226204	226208
	8 Cyl.		(3)	226114	226206	226203	226204	226208
71	6 Cyl. 4.1L		Two 226114s	226112	226206	226203	226204	226208
	6 Cyl. 4.8L		Two 226114s	226114	226206	226203	226204	226208
	8 Cyl. 5.0L		(3)	226114	226206	226203	226204	226208
	8 Cyl. 5.7L		(3)	226114	226206	226203	226204	226208
	8 Cyl. 6.6L		(3)	226114	226206	226203	226204	226208
	8 Cyl. 7.4L	MOTORHOME, P-30 CHASSIS	(3)	226116 or 226216	226206	226203	226204	226208
8 Cyl. 7.4L	P20	(3)	226114	226206	226203	226204	226208	

CAUTION: Do not use smaller fan(s) than those recommended. Cooling problems may result.

(1) The recommended fan(s) for primary cooling are based on required airflow for that vehicle. Measure available core space to verify the fan(s) will fit. See page 320 for fan dimensions.

(2) For add-on cooling, use the largest fan that will fit. Allow 1" clearance between the fan and closest vehicle component. See electrical guide for fan dimensions.


(3) Air volume requirements too large for electric fans. Use fan clutch. See Fan Clutch applications.

ELECTRIC FANS

Application Guide

RAPID-COOL®/THIN-LINE

FAN CONTROLLERS



YEAR	ENGINE	APPLICATION	PRIMARY COOLING (1)	ADD-ON COOLING (2)	PRESET	ECONO ADJUSTABLE	PREMIUM ADJUSTABLE PUSH-IN	PREMIUM ADJUSTABLE SCREW-IN
CHEVROLET / GMC VANS								
70	3 Cyl.		226114	226112	226206	226203	226204	226208
	6 Cyl. 4.1L		Two 226114s	226112	226206	226203	226204	226208
	6 Cyl. 4.8L		Two 226114s	226114	226206	226203	226204	226208
	8 Cyl. 5.0L		(3)	226114	226206	226203	226204	226208
	8 Cyl. 5.7L		(3)	226114	226206	226203	226204	226208
	8 Cyl. 7.4L	MOTORHOME, P-30 CHASSIS	(3)	226116 or 226216	226206	226203	226204	226208
	8 Cyl. 7.4L	P20	(3)	226114	226206	226203	226204	226208
69-68	3 Cyl.		226114	226112	226206	226203	226204	226208
	6 Cyl. 3.8L		Two 226114s	226112	226206	226203	226204	226208
	6 Cyl. 4.1L		Two 226114s	226112	226206	226203	226204	226208
	6 Cyl. 4.8L		Two 226114s	226114	226206	226203	226204	226208
	8 Cyl.		(3)	226114	226206	226203	226204	226208
67	3 Cyl.		226114	226112	226206	226203	226204	226208
	6 Cyl. 3.8L		Two 226114s	226112	226206	226203	226204	226208
	6 Cyl. 4.1L		Two 226114s	226112	226206	226203	226204	226208
	6 Cyl. 4.8L		Two 226114s	226114	226206	226203	226204	226208
	8 Cyl. 4.6L		226116 or 226216	226114	226206	226203	226204	226208
	8 Cyl. 4.6L		Two 226114s	226112	226206	226203	226204	226208
	8 Cyl. 5.4L		(3)	226114	226206	226203	226204	226208
66	3 Cyl.		226114	226112	226206	226203	226204	226208
	6 Cyl. 3.2L		226116 or 226216	226114	226206	226203	226204	226208
	6 Cyl. 3.8L		Two 226114s	226112	226206	226203	226204	226208
	6 Cyl. 4.1L		Two 226114s	226112	226206	226203	226204	226208
	6 Cyl. 4.8L		Two 226114s	226114	226206	226203	226204	226208
65	3 Cyl.		226114	226112	226206	226203	226204	226208
	4 Cyl.		226114	226112	226206	226203	226204	226208
	6 Cyl. 3.2L		Two 226114s	226114	226206	226203	226204	226208
	6 Cyl. 3.8L		Two 226114s	226112	226206	226203	226204	226208
	6 Cyl. 4.8L		Two 226114s	226112	226206	226203	226204	226208
	8 Cyl.		(3)	226114	226206	226203	226204	226208
64	4 Cyl.		226114	226112	226206	226203	226204	226208
	6 Cyl. 3.2L		Two 226114s	226114	226206	226203	226204	226208
	6 Cyl. 3.8L		Two 226114s	226112	226206	226203	226204	226208
	6 Cyl. 4.8L		Two 226114s	226112	226206	226203	226204	226208
	8 Cyl.		(3)	226114	226206	226203	226204	226208
63	4 Cyl.		226114	226112	226206	226203	226204	226208
	6 Cyl.		Two 226114s	226112	226206	226203	226204	226208
	8 Cyl.		(3)	226114	226206	226203	226204	226208
62	6 Cyl.		Two 226114s	226112	226206	226203	226204	226208
	8 Cyl. 4.6L		Two 226114s	226112	226206	226203	226204	226208
	8 Cyl. 5.7L		(3)	226114	226206	226203	226204	226208
	8 Cyl. 6.7L		(3)	226114	226206	226203	226204	226208
61	6 Cyl.		Two 226114s	226112	226206	226203	226204	226208
	8 Cyl. 4.6L		Two 226114s	226112	226206	226203	226204	226208
	8 Cyl. 5.7L		(3)	226112	226206	226203	226204	226208

CAUTION: Do not use smaller fan(s) than those recommended. Cooling problems may result.

(1) The recommended fan(s) for primary cooling are based on required airflow for that vehicle. Measure available core space to verify the fan(s) will fit. See page 320 for fan dimensions.

(2) For add-on cooling, use the largest fan that will fit. Allow 1" clearance between the fan and closest vehicle component. See electrical guide for fan dimensions.

(3) Air volume requirements too large for electric fans. Use fan clutch. See Fan Clutch applications.

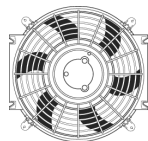


ELECTRIC FANS

Application Guide

RAPID-COOL®/THIN-LINE

FAN CONTROLLERS



ELECTRIC FANS

YEAR	ENGINE	APPLICATION	PRIMARY COOLING (1)	ADD-ON COOLING (2)	PRESET	ECONO ADJUSTABLE	PREMIUM ADJUSTABLE PUSH-IN	PREMIUM ADJUSTABLE SCREW-IN
CHRYSLER CARS, MINI VANS AND SUVS								
15-11	4 Cyl.		226114	226112	226206	226203	226204	226208
	6 Cyl.		226116 or 226216	226110	226206	226203	226204	226208
	8 Cyl.		(3)	226114	226206	226203	226204	226208
10	4 Cyl.		226114	226112	226206	226203	226204	226208
	6 Cyl. 2.7L		226114	226112	226206	226203	226204	226208
	6 Cyl. 3.3L		226116 or 226216	226110	226206	226203	226204	226208
	6 Cyl. 3.5L		226116 or 226216	226110	226206	226203	226204	226208
	6 Cyl. 3.8L		226116 or 226216	226110	226206	226203	226204	226208
	6 Cyl. 4.0L		226116 or 226216	226110	226206	226203	226204	226208
	8 Cyl.		(3)	226114	226206	226203	226204	226208
09	4 Cyl.		226114	226112	226206	226203	226204	226208
	6 Cyl.		226116 or 226216	226110	226206	226203	226204	226208
	8 Cyl.		(3)	226114	226206	226203	226204	226208
08	4 Cyl.		226114	226112	226206	226203	226204	226208
	6 Cyl. 3.2L		Two 226114s	226110	226206	226203	226204	226208
	6 Cyl. 3.3L		226116 or 226216	226110	226206	226203	226204	226208
	6 Cyl. 3.5L		226116 or 226216	226110	226206	226203	226204	226208
	6 Cyl. 3.8L		226116 or 226216	226110	226206	226203	226204	226208
	6 Cyl. 4.0L		226116 or 226216	226110	226206	226203	226204	226208
	8 Cyl.		(3)	226114	226206	226203	226204	226208
07	4 Cyl.		226114	226112	226206	226203	226204	226208
	6 Cyl. 3.2L		Two 226114s	226110	226206	226203	226204	226208
	6 Cyl. 3.3L		226116 or 226216	226110	226206	226203	226204	226208
	6 Cyl. 3.5L		226116 or 226216	226110	226206	226203	226204	226208
	6 Cyl. 3.8L		Two 226114s	226110	226206	226203	226204	226208
	6 Cyl. 4.0L		226116 or 226216	226110	226206	226203	226204	226208
	8 Cyl.		(3)	226114	226206	226203	226204	226208
06	6 Cyl. 3.2L		Two 226114s	226110	226206	226203	226204	226208
	6 Cyl. 3.3L		226116 or 226216	226110	226206	226203	226204	226208
	6 Cyl. 3.5L		226116 or 226216	226110	226206	226203	226204	226208
	6 Cyl. 3.8L		Two 226114s	226110	226206	226203	226204	226208
	8 Cyl.		(3)	226114	226206	226203	226204	226208
05	6 Cyl. 2.7L		226116 or 226216	226112	226206	226203	226204	226208
	6 Cyl. 3.0L		226116 or 226216	226110	226206	226203	226204	226208
	6 Cyl. 3.2L		Two 226114s	226110	226206	226203	226204	226208
	6 Cyl. 3.3L		226116 or 226216	226110	226206	226203	226204	226208
	6 Cyl. 3.5L	300	226116 or 226216	226110	226206	226203	226204	226208
	6 Cyl. 3.5L	PACIFICA	Two 226114s	226110	226206	226203	226204	226208
	6 Cyl. 3.8L		Two 226114s	226110	226206	226203	226204	226208
	8 Cyl.		(3)	226114	226206	226203	226204	226208
04	6 Cyl. 2.7L		226116 or 226216	226112	226206	226203	226204	226208
	6 Cyl. 3.0L		226116 or 226216	226110	226206	226203	226204	226208
	6 Cyl. 3.2L		Two 226114s	226110	226206	226203	226204	226208
	6 Cyl. 3.3L		226116 or 226216	226110	226206	226203	226204	226208
	6 Cyl. 3.5L		226116 or 226216	226110	226206	226203	226204	226208
	6 Cyl. 3.8L		Two 226114s	226110	226206	226203	226204	226208

CAUTION: Do not use smaller fan(s) than those recommended. Cooling problems may result.

(1) The recommended fan(s) for primary cooling are based on required airflow for that vehicle. Measure available core space to verify the fan(s) will fit. See page 320 for fan dimensions.

(2) For add-on cooling, use the largest fan that will fit. Allow 1" clearance between the fan and closest vehicle component. See electrical guide for fan dimensions.


(3) Air volume requirements too large for electric fans. Use fan clutch. See Fan Clutch applications.



ELECTRIC FANS

Application Guide

RAPID-COOL®/THIN-LINE



FAN CONTROLLERS



YEAR	ENGINE	APPLICATION	PRIMARY COOLING (1)	ADD-ON COOLING (2)	PRESET	ECONO ADJUSTABLE	PREMIUM ADJUSTABLE PUSH-IN	PREMIUM ADJUSTABLE SCREW-IN
CHRYSLER CARS, MINI VANS AND SUVS								
03-02	4 Cyl.		226114	226112	226206	226203	226204	226208
	6 Cyl. 2.7L		226114	226112	226206	226203	226204	226208
	6 Cyl. 3.0L		226114	226110	226206	226203	226204	226208
	6 Cyl. 3.3L		226116 or 226216	226110	226206	226203	226204	226208
	6 Cyl. 3.5L		226116 or 226216	226110	226206	226203	226204	226208
	6 Cyl. 3.8L		Two 226114s	226110	226206	226203	226204	226208
01	4 Cyl.		226114	226112	226206	226203	226204	226208
	6 Cyl. 2.7L		226114	226112	226206	226203	226204	226208
	6 Cyl. 3.0L		226114	226110	226206	226203	226204	226208
	6 Cyl. 3.2L		226116 or 226216	226110	226206	226203	226204	226208
	6 Cyl. 3.3L		226116 or 226216	226110	226206	226203	226204	226208
	6 Cyl. 3.5L		226116 or 226216	226110	226206	226203	226204	226208
00	6 Cyl. 3.8L		Two 226114s	226110	226206	226203	226204	226208
	4 Cyl. 2.0L		226112	226110	226206	226203	226204	226208
	4 Cyl. 2.4L		226114	226112	226206	226203	226204	226208
	6 Cyl. 2.5L		226114	226112	226206	226203	226204	226208
	6 Cyl. 2.7L		226114	226112	226206	226203	226204	226208
	6 Cyl. 3.0L		226116 or 226216	226110	226206	226203	226204	226208
99	6 Cyl. 3.2L		226116 or 226216	226110	226206	226203	226204	226208
	6 Cyl. 3.3L		226116 or 226216	226110	226206	226203	226204	226208
	6 Cyl. 3.5L		226116 or 226216	226110	226206	226203	226204	226208
	6 Cyl. 3.8L		Two 226114s	226110	226206	226203	226204	226208
	4 Cyl. 2.0L		226112	226110	226206	226203	226204	226208
	4 Cyl. 2.4L		226114	226112	226206	226203	226204	226208
98	6 Cyl. 2.5L		226114	226112	226206	226203	226204	226208
	6 Cyl. 2.7L		226114	226112	226206	226203	226204	226208
	6 Cyl. 3.2L		226116 or 226216	226110	226206	226203	226204	226208
	6 Cyl. 3.3L		226116 or 226216	226110	226206	226203	226204	226208
	6 Cyl. 3.5L		226116 or 226216	226110	226206	226203	226204	226208
	6 Cyl. 3.8L		Two 226114s	226110	226206	226203	226204	226208
97-96	4 Cyl. 2.0L		226112	226110	226206	226203	226204	226208
	4 Cyl. 2.4L		226114	226112	226206	226203	226204	226208
	6 Cyl. 2.5L		226114	226112	226206	226203	226204	226208
	6 Cyl. 3.3L		226116 or 226216	226110	226206	226203	226204	226208
	6 Cyl. 3.5L		226116 or 226216	226110	226206	226203	226204	226208
	6 Cyl. 3.8L		Two 226114s	226110	226206	226203	226204	226208
95	4 Cyl. 2.0L		226112	226110	226206	226203	226204	226208
	4 Cyl. 2.4L		226114	226112	226206	226203	226204	226208
	6 Cyl. 2.5L		226114	226112	226206	226203	226204	226208

CAUTION: Do not use smaller fan(s) than those recommended. Cooling problems may result.

(1) The recommended fan(s) for primary cooling are based on required airflow for that vehicle. Measure available core space to verify the fan(s) will fit. See page 320 for fan dimensions.

(2) For add-on cooling, use the largest fan that will fit. Allow 1" clearance between the fan and closest vehicle component. See electrical guide for fan dimensions.

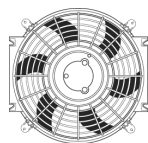


ELECTRIC FANS

Application Guide

RAPID-COOL®/THIN-LINE

FAN CONTROLLERS



ELECTRIC FANS

YEAR	ENGINE	APPLICATION	PRIMARY COOLING (1)	ADD-ON COOLING (2)	PRESET	ECONO ADJUSTABLE	PREMIUM ADJUSTABLE PUSH-IN	PREMIUM ADJUSTABLE SCREW-IN
CHRYSLER CARS, MINI VANS AND SUVS								
95	6 Cyl. 3.0L		226116 or 226216	226110	226206	226203	226204	226208
	6 Cyl. 3.3L		226116 or 226216	226110	226206	226203	226204	226208
	6 Cyl. 3.5L		226116 or 226216	226110	226206	226203	226204	226208
	6 Cyl. 3.8L		Two 226114s	226110	226206	226203	226204	226208
94-93	4 Cyl.		226114	226112	226206	226203	226204	226208
	6 Cyl. 3.0L		226116 or 226216	226110	226206	226203	226204	226208
	6 Cyl. 3.3L		226116 or 226216	226110	226206	226203	226204	226208
	6 Cyl. 3.5L		226116 or 226216	226110	226206	226203	226204	226208
92-91	6 Cyl. 3.8L		Two 226114s	226110	226206	226203	226204	226208
	4 Cyl.		226114	226112	226206	226203	226204	226208
	6 Cyl. 3.0L		226116 or 226216	226110	226206	226203	226204	226208
	6 Cyl. 3.3L		226116 or 226216	226110	226206	226203	226204	226208
90	6 Cyl. 3.8L		Two 226114s	226110	226206	226203	226204	226208
	4 Cyl.		226114	226112	226206	226203	226204	226208
89-88	6 Cyl.		226116 or 226216	226110	226206	226203	226204	226208
	4 Cyl.		226114	226112	226206	226203	226204	226208
87-84	6 Cyl.		226116 or 226216	226110	226206	226203	226204	226208
	8 Cyl.		(3)	226110	226206	226203	226204	226208
	4 Cyl.		226114	226112	226206	226203	226204	226208
83-82	8 Cyl.		(3)	226110	226206	226203	226204	226208
	4 Cyl.		Two 226114s	226112	226206	226203	226204	226208
	6 Cyl.		Two 226114s	226110	226206	226203	226204	226208
81-79	8 Cyl.		(3)	226110	226206	226203	226204	226208
	6 Cyl.		Two 226114s	226110	226206	226203	226204	226208
	8 Cyl.		(3)	226110	226206	226203	226204	226208
78	6 Cyl.		Two 226114s	226110	226206	226203	226204	226208
	8 Cyl. 5.2L		(3)	226110	226206	226203	226204	226208
	8 Cyl. 5.9L		(3)	226110	226206	226203	226204	226208
	8 Cyl. 6.6L		(3)	226114	226206	226203	226204	226208
	8 Cyl. 7.2L		(3)	226114	226206	226203	226204	226208
	8 Cyl. 5.2L		(3)	226110	226206	226203	226204	226208
	8 Cyl. 5.9L		(3)	226110	226206	226203	226204	226208
77-75	8 Cyl. 6.6L		(3)	226114	226206	226203	226204	226208
	8 Cyl. 7.2L		(3)	226114	226206	226203	226204	226208
	8 Cyl. 5.2L		(3)	226110	226206	226203	226204	226208
74-72	8 Cyl. 5.9L		(3)	226110	226206	226203	226204	226208
	8 Cyl. 6.6L		(3)	226114	226206	226203	226204	226208
	8 Cyl. 7.2L		(3)	226114	226206	226203	226204	226208
	8 Cyl. 7.2L		(3)	226114	226206	226203	226204	226208
71	8 Cyl. 5.9L		(3)	226110	226206	226203	226204	226208
	8 Cyl. 6.3L		(3)	226114	226206	226203	226204	226208
	8 Cyl. 7.2L		(3)	226114	226206	226203	226204	226208
70-65	All Eng.		(3)	226114	226206	226203	226204	226208
64	8 Cyl. 5.9L		(3)	226110	226206	226203	226204	226208
	8 Cyl. 6.3L		(3)	226114	226206	226203	226204	226208
	8 Cyl. 6.7L		(3)	226114	226206	226203	226204	226208
63	8 Cyl. 6.8L		(3)	226114	226206	226203	226204	226208
	8 Cyl. 5.9L		(3)	226110	226206	226203	226204	226208

CAUTION: Do not use smaller fan(s) than those recommended. Cooling problems may result.

(1) The recommended fan(s) for primary cooling are based on required airflow for that vehicle. Measure available core space to verify the fan(s) will fit. See page 320 for fan dimensions.

(2) For add-on cooling, use the largest fan that will fit. Allow 1" clearance between the fan and closest vehicle component. See electrical guide for fan dimensions.


(3) Air volume requirements too large for electric fans. Use fan clutch. See Fan Clutch applications.



ELECTRIC FANS

Application Guide

RAPID-COOL®/THIN-LINE



FAN CONTROLLERS



YEAR	ENGINE	APPLICATION	PRIMARY COOLING (1)	ADD-ON COOLING (2)	PRESET	ECONO ADJUSTABLE	PREMIUM ADJUSTABLE PUSH-IN	PREMIUM ADJUSTABLE SCREW-IN
CHRYSLER CARS, MINI VANS AND SUVS								
63	8 Cyl. 6.3L		(3)	226114	226206	226203	226204	226208
	8 Cyl. 6.7L		(3)	226114	226206	226203	226204	226208
	8 Cyl. 6.8L		(3)	226114	226206	226203	226204	226208
	8 Cyl. 7.0L		(3)	226114	226206	226203	226204	226208
62	8 Cyl. 5.9L		(3)	226110	226206	226203	226204	226208
	8 Cyl. 6.3L		(3)	226114	226206	226203	226204	226208
	8 Cyl. 6.7L		(3)	226114	226206	226203	226204	226208
	8 Cyl. 6.8L		(3)	226114	226206	226203	226204	226208
61	8 Cyl. 5.9L		(3)	226110	226206	226203	226204	226208
	8 Cyl. 6.3L		(3)	226114	226206	226203	226204	226208
	8 Cyl. 6.8L		(3)	226114	226206	226203	226204	226208
60-42	All Eng.		(3)	226114	226206	226203	226204	226208
DAEWOO								
02-99	4 Cyl. 1.6L		226112	226110	226206	226203	226204	226208
	4 Cyl. 2.0L		226114	226110	226206	226203	226204	226208
	4 Cyl. 2.2L		226114	226110	226206	226203	226204	226208
DODGE CARS AND MINI VANS								
15-13	4 Cyl. 1.4L		226112	226110	226206	226203	226204	226208
	4 Cyl. 2.0L		226114	226112	226206	226203	226204	226208
	4 Cyl. 2.4L		226114	226112	226206	226203	226204	226208
	6 Cyl.		226116 or 226216	226110	226206	226203	226204	226208
12-11	8 Cyl.		(3)	226114	226206	226203	226204	226208
	4 Cyl.		226114	226112	226206	226203	226204	226208
	6 Cyl.		226116 or 226216	226110	226206	226203	226204	226208
	8 Cyl.		(3)	226114	226206	226203	226204	226208
10	4 Cyl.		226114	226112	226206	226203	226204	226208
	6 Cyl. 2.7L		226114	226112	226206	226203	226204	226208
	6 Cyl. 3.3L		226116 or 226216	226110	226206	226203	226204	226208
	6 Cyl. 3.5L		226116 or 226216	226110	226206	226203	226204	226208
	6 Cyl. 3.8L		Two 226114s	226112	226206	226203	226204	226208
	6 Cyl. 4.0L		Two 226114s	226112	226206	226203	226204	226208
	8 Cyl.		(3)	226114	226206	226203	226204	226208
	10 Cyl.		(3)	226114	226206	226203	226204	226208
09-08	4 Cyl.		226114	226112	226206	226203	226204	226208
	6 Cyl.		226116 or 226216	226110	226206	226203	226204	226208
	8 Cyl.		(3)	226114	226206	226203	226204	226208
	10 Cyl.		(3)	226114	226206	226203	226204	226208
07	4 Cyl.		226114	226112	226206	226203	226204	226208
	6 Cyl.		226116 or 226216	226110	226206	226203	226204	226208
	8 Cyl.		(3)	226114	226206	226203	226204	226208
06-05	4 Cyl.		226114	226112	226206	226203	226204	226208
	6 Cyl.		226116 or 226216	226110	226206	226203	226204	226208
	8 Cyl.		(3)	226114	226206	226203	226204	226208
	10 Cyl.		(3)	226114	226206	226203	226204	226208
04	4 Cyl.		226114	226112	226206	226203	226204	226208

CAUTION: Do not use smaller fan(s) than those recommended. Cooling problems may result.

(1) The recommended fan(s) for primary cooling are based on required airflow for that vehicle. Measure available core space to verify the fan(s) will fit. See page 320 for fan dimensions.

(2) For add-on cooling, use the largest fan that will fit. Allow 1" clearance between the fan and closest vehicle component. See electrical guide for fan dimensions.

(3) Air volume requirements too large for electric fans. Use fan clutch. See Fan Clutch applications.

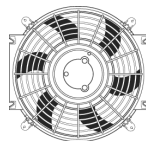


ELECTRIC FANS

Application Guide

RAPID-COOL®/THIN-LINE

FAN CONTROLLERS



ELECTRIC FANS

YEAR	ENGINE	APPLICATION	PRIMARY COOLING (1)	ADD-ON COOLING (2)	PRESET	ECONO ADJUSTABLE	PREMIUM ADJUSTABLE PUSH-IN	PREMIUM ADJUSTABLE SCREW-IN	
DODGE CARS AND MINI VANS									
04	6 Cyl.		226116 or 226216	226110	226206	226203	226204	226208	
	10 Cyl.		(3)	226114	226206	226203	226204	226208	
03-02	4 Cyl. 2.0L		226112	226110	226206	226203	226204	226208	
	4 Cyl. 2.4L		226114	226112	226206	226203	226204	226208	
	6 Cyl. 2.7L		226114	226112	226206	226203	226204	226208	
	6 Cyl. 3.0L		226116 or 226216	226110	226206	226203	226204	226208	
	6 Cyl. 3.3L		226116 or 226216	226110	226206	226203	226204	226208	
	6 Cyl. 3.5L		226116 or 226216	226110	226206	226203	226204	226208	
	6 Cyl. 3.8L		Two 226114s	226110	226206	226203	226204	226208	
	10 Cyl.		(3)	226114	226206	226203	226204	226208	
	01	4 Cyl. 2.0L		226112	226110	226206	226203	226204	226208
		4 Cyl. 2.4L		226114	226112	226206	226203	226204	226208
6 Cyl. 2.7L			226114	226112	226206	226203	226204	226208	
6 Cyl. 3.0L			226116 or 226216	226110	226206	226203	226204	226208	
6 Cyl. 3.2L			226116 or 226216	226110	226206	226203	226204	226208	
6 Cyl. 3.3L			226116 or 226216	226110	226206	226203	226204	226208	
6 Cyl. 3.5L			226116 or 226216	226110	226206	226203	226204	226208	
6 Cyl. 3.8L			Two 226114s	226110	226206	226203	226204	226208	
10 Cyl.			(3)	226114	226206	226203	226204	226208	
00		4 Cyl. 2.0L		226112	226110	226206	226203	226204	226208
	4 Cyl. 2.4L		226114	226112	226206	226203	226204	226208	
	6 Cyl. 2.5L		226114	226112	226206	226203	226204	226208	
	6 Cyl. 2.7L		226114	226112	226206	226203	226204	226208	
	6 Cyl. 3.0L		226116 or 226216	226110	226206	226203	226204	226208	
	6 Cyl. 3.2L		226116 or 226216	226110	226206	226203	226204	226208	
	6 Cyl. 3.3L		226116 or 226216	226110	226206	226203	226204	226208	
	6 Cyl. 3.5L		226116 or 226216	226110	226206	226203	226204	226208	
	6 Cyl. 3.8L		Two 226114s	226110	226206	226203	226204	226208	
	10 Cyl.		(3)	226114	226206	226203	226204	226208	
99-98	4 Cyl. 2.0L		226112	226110	226206	226203	226204	226208	
	4 Cyl. 2.4L		226114	226112	226206	226203	226204	226208	
	6 Cyl. 2.5L		226114	226112	226206	226203	226204	226208	
	6 Cyl. 2.7L		226114	226112	226206	226203	226204	226208	
	6 Cyl. 3.0L		226116 or 226216	226110	226206	226203	226204	226208	
	6 Cyl. 3.2L		226116 or 226216	226110	226206	226203	226204	226208	
	6 Cyl. 3.3L		226116 or 226216	226110	226206	226203	226204	226208	
	6 Cyl. 3.8L		Two 226114s	226110	226206	226203	226204	226208	
	10 Cyl.		(3)	226114	226206	226203	226204	226208	
	97	4 Cyl. 2.0L		226112	226110	226206	226203	226204	226208
4 Cyl. 2.4L			226114	226112	226206	226203	226204	226208	
6 Cyl. 2.5L			226114	226112	226206	226203	226204	226208	
6 Cyl. 3.0L			226116 or 226216	226110	226206	226203	226204	226208	
6 Cyl. 3.3L			226116 or 226216	226110	226206	226203	226204	226208	
6 Cyl. 3.5L			226116 or 226216	226110	226206	226203	226204	226208	
6 Cyl. 3.8L			Two 226114s	226110	226206	226203	226204	226208	
10 Cyl.			(3)	226114	226206	226203	226204	226208	

CAUTION: Do not use smaller fan(s) than those recommended. Cooling problems may result.

(1) The recommended fan(s) for primary cooling are based on required airflow for that vehicle. Measure available core space to verify the fan(s) will fit. See page 320 for fan dimensions.

(2) For add-on cooling, use the largest fan that will fit. Allow 1" clearance between the fan and closest vehicle component. See electrical guide for fan dimensions.

(3) Air volume requirements too large for electric fans. Use fan clutch. See Fan Clutch applications.




ELECTRIC FANS

Application Guide

RAPID-COOL®/THIN-LINE

FAN CONTROLLERS



YEAR	ENGINE	APPLICATION	PRIMARY COOLING (1)	ADD-ON COOLING (2)	PRESET	ECONO ADJUSTABLE	PREMIUM ADJUSTABLE PUSH-IN	PREMIUM ADJUSTABLE SCREW-IN	
DODGE CARS AND MINI VANS									
96	4 Cyl. 2.0L		226112	226110	226206	226203	226204	226208	
	4 Cyl. 2.4L		226114	226112	226206	226203	226204	226208	
	6 Cyl. 2.5L		226116 or 226216	226110	226206	226203	226204	226208	
	6 Cyl. 3.0L		226116 or 226216	226110	226206	226203	226204	226208	
	6 Cyl. 3.3L		226116 or 226216	226110	226206	226203	226204	226208	
	6 Cyl. 3.5L		226116 or 226216	226110	226206	226203	226204	226208	
	6 Cyl. 3.8L		Two 226114s	226110	226206	226203	226204	226208	
	10 Cyl.		(3)	226114	226206	226203	226204	226208	
	95	4 Cyl. 2.0L		226112	226110	226206	226203	226204	226208
		4 Cyl. 2.4L		226114	226112	226206	226203	226204	226208
4 Cyl. 2.5L			226114	226112	226206	226203	226204	226208	
6 Cyl. 2.5L			226114	226112	226206	226203	226204	226208	
6 Cyl. 3.0L			226116 or 226216	226110	226206	226203	226204	226208	
6 Cyl. 3.3L			226116 or 226216	226110	226206	226203	226204	226208	
6 Cyl. 3.5L			226116 or 226216	226110	226206	226203	226204	226208	
6 Cyl. 3.8L			Two 226114s	226110	226206	226203	226204	226208	
10 Cyl.			(3)	226114	226206	226203	226204	226208	
94		4 Cyl. 1.5L		226112	226110	226206	226203	226204	226208
	4 Cyl. 1.8L		226112	226110	226206	226203	226204	226208	
	4 Cyl. 2.2L		226114	226112	226206	226203	226204	226208	
	4 Cyl. 2.5L		226114	226112	226206	226203	226204	226208	
	6 Cyl. 3.0L		226116 or 226216	226110	226206	226203	226204	226208	
	6 Cyl. 3.3L		226116 or 226216	226110	226206	226203	226204	226208	
	6 Cyl. 3.5L		226116 or 226216	226110	226206	226203	226204	226208	
	6 Cyl. 3.8L		Two 226114s	226110	226206	226203	226204	226208	
	10 Cyl.		(3)	226114	226206	226203	226204	226208	
	93	4 Cyl. 1.5L		226112	226110	226206	226203	226204	226208
4 Cyl. 1.8L			226112	226110	226206	226203	226204	226208	
4 Cyl. 2.2L			226114	226112	226206	226203	226204	226208	
4 Cyl. 2.5L			226114	226112	226206	226203	226204	226208	
6 Cyl.			226116 or 226216	226110	226206	226203	226204	226208	
10 Cyl.			(3)	226114	226206	226203	226204	226208	
92	4 Cyl. 1.5L		226112	226110	226206	226203	226204	226208	
	4 Cyl. 2.2L		226114	226112	226206	226203	226204	226208	
	4 Cyl. 2.5L		226114	226112	226206	226203	226204	226208	
	6 Cyl.		226116 or 226216	226110	226206	226203	226204	226208	
91	4 Cyl. 1.5L		226112	226110	226206	226203	226204	226208	
	4 Cyl. 2.0L		226112	226110	226206	226203	226204	226208	
	4 Cyl. 2.2L		226114	226112	226206	226203	226204	226208	
	4 Cyl. 2.5L		226114	226112	226206	226203	226204	226208	
	6 Cyl.		226116 or 226216	226110	226206	226203	226204	226208	
90	4 Cyl. 1.5L		226112	226110	226206	226203	226204	226208	
	4 Cyl. 1.6L		226112	226110	226206	226203	226204	226208	
	4 Cyl. 1.8L		226112	226110	226206	226203	226204	226208	
	4 Cyl. 2.0L		226112	226110	226206	226203	226204	226208	

CAUTION: Do not use smaller fan(s) than those recommended. Cooling problems may result.

(1) The recommended fan(s) for primary cooling are based on required airflow for that vehicle. Measure available core space to verify the fan(s) will fit. See page 320 for fan dimensions.

(2) For add-on cooling, use the largest fan that will fit. Allow 1" clearance between the fan and closest vehicle component. See electrical guide for fan dimensions.

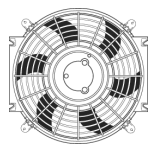
(3) Air volume requirements too large for electric fans. Use fan clutch. See Fan Clutch applications.

ELECTRIC FANS

Application Guide

RAPID-COOL®/THIN-LINE

FAN CONTROLLERS



ELECTRIC FANS

YEAR	ENGINE	APPLICATION	PRIMARY COOLING (1)	ADD-ON COOLING (2)	PRESET	ECONO ADJUSTABLE	PREMIUM ADJUSTABLE PUSH-IN	PREMIUM ADJUSTABLE SCREW-IN
DODGE CARS AND MINI VANS								
90	4 Cyl. 2.2L		226114	226112	226206	226203	226204	226208
	4 Cyl. 2.5L		226114	226112	226206	226203	226204	226208
	6 Cyl.		226116 or 226216	226110	226206	226203	226204	226208
89	4 Cyl. 1.5L		226112	226110	226206	226203	226204	226208
	4 Cyl. 1.6L		226112	226110	226206	226203	226204	226208
	4 Cyl. 1.8L		226112	226110	226206	226203	226204	226208
	4 Cyl. 2.0L		226112	226110	226206	226203	226204	226208
	4 Cyl. 2.2L		226114	226112	226206	226203	226204	226208
	4 Cyl. 2.5L		226114	226112	226206	226203	226204	226208
	6 Cyl.		226116 or 226216	226110	226206	226203	226204	226208
88	4 Cyl. 1.5L		(3)	226110	226206	226203	226204	226208
	4 Cyl. 1.6L		226112	226110	226206	226203	226204	226208
	4 Cyl. 2.0L		226112	226110	226206	226203	226204	226208
87	4 Cyl. 2.2L		226114	226112	226206	226203	226204	226208
	4 Cyl. 2.5L		226114	226112	226206	226203	226204	226208
	4 Cyl. 2.6L		226114	226112	226206	226203	226204	226208
	6 Cyl.		226116 or 226216	226110	226206	226203	226204	226208
	8 Cyl.		(3)	226110	226206	226203	226204	226208
	4 Cyl. 1.5L		226112	226110	226206	226203	226204	226208
	4 Cyl. 1.6L		226112	226110	226206	226203	226204	226208
86	4 Cyl. 2.0L		226112	226110	226206	226203	226204	226208
	4 Cyl. 2.2L		226114	226112	226206	226203	226204	226208
	4 Cyl. 2.5L		226114	226112	226206	226203	226204	226208
	4 Cyl. 2.6L		226114	226112	226206	226203	226204	226208
	8 Cyl.		(3)	226110	226206	226203	226204	226208
	4 Cyl. 1.5L		226112	226110	226206	226203	226204	226208
	4 Cyl. 1.6L		226112	226110	226206	226203	226204	226208
85	4 Cyl. 2.0L		226112	226110	226206	226203	226204	226208
	4 Cyl. 2.2L		226114	226112	226206	226203	226204	226208
	4 Cyl. 2.6L		226114	226112	226206	226203	226204	226208
	8 Cyl.		(3)	226110	226206	226203	226204	226208
	4 Cyl. 1.4L		226112	226110	226206	226203	226204	226208
84	4 Cyl. 1.6L		226112	226110	226206	226203	226204	226208
	4 Cyl. 2.0L		226112	226110	226206	226203	226204	226208
	4 Cyl. 2.2L		226114	226112	226206	226203	226204	226208
	4 Cyl. 2.6L		226114	226112	226206	226203	226204	226208
	8 Cyl.		(3)	226110	226206	226203	226204	226208
83-81	4 Cyl. 1.4L		226112	226110	226206	226203	226204	226208

CAUTION: Do not use smaller fan(s) than those recommended. Cooling problems may result.

(1) The recommended fan(s) for primary cooling are based on required airflow for that vehicle. Measure available core space to verify the fan(s) will fit. See page 320 for fan dimensions.

(2) For add-on cooling, use the largest fan that will fit. Allow 1" clearance between the fan and closest vehicle component. See electrical guide for fan dimensions.


(3) Air volume requirements too large for electric fans. Use fan clutch. See Fan Clutch applications.

ELECTRIC FANS

Application Guide

RAPID-COOL®/THIN-LINE

FAN CONTROLLERS



YEAR	ENGINE	APPLICATION	PRIMARY COOLING (1)	ADD-ON COOLING (2)	PRESET	ECONO ADJUSTABLE	PREMIUM ADJUSTABLE PUSH-IN	PREMIUM ADJUSTABLE SCREW-IN
DODGE CARS AND MINI VANS								
83-81	4 Cyl. 1.6L		226112	226110	226206	226203	226204	226208
	4 Cyl. 1.7L		226112	226110	226206	226203	226204	226208
	4 Cyl. 2.2L		226114	226112	226206	226203	226204	226208
	4 Cyl. 2.6L		226114	226112	226206	226203	226204	226208
	6 Cyl.	Two 226114s	226110	226206	226203	226204	226208	
	8 Cyl.	(3)	226110	226206	226203	226204	226208	
80-79	4 Cyl. 1.4L		226112	226110	226206	226203	226204	226208
	4 Cyl. 1.6L		226112	226110	226206	226203	226204	226208
	4 Cyl. 1.7L		226112	226110	226206	226203	226204	226208
	4 Cyl. 2.6L		226114	226112	226206	226203	226204	226208
	6 Cyl.	Two 226114s	226110	226206	226203	226204	226208	
	8 Cyl.	(3)	226110	226206	226203	226204	226208	
78	4 Cyl. 1.6L		226112	226110	226206	226203	226204	226208
	4 Cyl. 1.7L		226112	226110	226206	226203	226204	226208
	4 Cyl. 2.6L		226114	226112	226206	226203	226204	226208
	6 Cyl.	Two 226114s	226110	226206	226203	226204	226208	
	8 Cyl. 5.2L	(3)	226110	226206	226203	226204	226208	
	8 Cyl. 5.9L	(3)	226110	226206	226203	226204	226208	
77-75	8 Cyl. 6.6L	(3)	226114	226206	226203	226204	226208	
	8 Cyl. 7.2L	(3)	226114	226206	226203	226204	226208	
	4 Cyl.	226112	226110	226206	226203	226204	226208	
	6 Cyl.	Two 226114s	226110	226206	226203	226204	226208	
	8 Cyl. 5.2L	(3)	226110	226206	226203	226204	226208	
	8 Cyl. 5.9L	(3)	226110	226206	226203	226204	226208	
74	8 Cyl. 6.6L	(3)	226114	226206	226203	226204	226208	
	8 Cyl. 7.2L	(3)	226114	226206	226203	226204	226208	
	4 Cyl.	226112	226110	226206	226203	226204	226208	
	6 Cyl. 3.2L	226116 or 226216	226110	226206	226203	226204	226208	
	6 Cyl. 3.7L	Two 226114s	226110	226206	226203	226204	226208	
	8 Cyl. 5.2L	(3)	226110	226206	226203	226204	226208	
73-72	8 Cyl. 5.9L	(3)	226110	226206	226203	226204	226208	
	8 Cyl. 6.6L	(3)	226114	226206	226203	226204	226208	
	8 Cyl. 7.2L	(3)	226114	226206	226203	226204	226208	
	4 Cyl.	226112	226110	226206	226203	226204	226208	
	6 Cyl. 3.2L	226116 or 226216	226110	226206	226203	226204	226208	
	6 Cyl. 3.7L	Two 226114s	226110	226206	226203	226204	226208	
71	8 Cyl. 5.2L	(3)	226110	226206	226203	226204	226208	
	8 Cyl. 5.6L	(3)	226110	226206	226203	226204	226208	
	8 Cyl. 5.9L	(3)	226110	226206	226203	226204	226208	
	8 Cyl. 6.6L	(3)	226114	226206	226203	226204	226208	
	8 Cyl. 7.2L	(3)	226114	226206	226203	226204	226208	
	4 Cyl.	226112	226110	226206	226203	226204	226208	
71	6 Cyl. 2.8L	226116 or 226216	226112	226206	226203	226204	226208	
	6 Cyl. 3.2L	226116 or 226216	226110	226206	226203	226204	226208	
	6 Cyl. 3.7L	Two 226114s	226110	226206	226203	226204	226208	
	8 Cyl. 5.2L	(3)	226110	226206	226203	226204	226208	

CAUTION: Do not use smaller fan(s) than those recommended. Cooling problems may result.

(1) The recommended fan(s) for primary cooling are based on required airflow for that vehicle. Measure available core space to verify the fan(s) will fit. See page 320 for fan dimensions.

(2) For add-on cooling, use the largest fan that will fit. Allow 1" clearance between the fan and closest vehicle component. See electrical guide for fan dimensions.

(3) Air volume requirements too large for electric fans. Use fan clutch. See Fan Clutch applications.

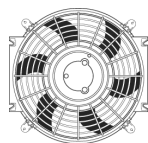


ELECTRIC FANS

Application Guide

RAPID-COOL®/THIN-LINE

FAN CONTROLLERS



ELECTRIC FANS

YEAR	ENGINE	APPLICATION	PRIMARY COOLING (1)	ADD-ON COOLING (2)	PRESET	ECONO ADJUSTABLE	PREMIUM ADJUSTABLE PUSH-IN	PREMIUM ADJUSTABLE SCREW-IN
DODGE CARS AND MINI VANS								
71	8 Cyl. 5.6L		(3)	226110	226206	226203	226204	226208
	8 Cyl. 5.9L		(3)	226110	226206	226203	226204	226208
	8 Cyl. 6.3L		(3)	226114	226206	226203	226204	226208
	8 Cyl. 7.0L		(3)	226114	226206	226203	226204	226208
	8 Cyl. 7.2L		(3)	226114	226206	226203	226204	226208
70	6 Cyl. 2.8L		226116 or 226216	226112	226206	226203	226204	226208
	6 Cyl. 3.2L		226116 or 226216	226110	226206	226203	226204	226208
	6 Cyl. 3.7L		Two 226114s	226110	226206	226203	226204	226208
	8 Cyl. 5.2L		(3)	226110	226206	226203	226204	226208
	8 Cyl. 5.6L		(3)	226110	226206	226203	226204	226208
	8 Cyl. 6.3L		(3)	226114	226206	226203	226204	226208
	8 Cyl. 7.0L		(3)	226114	226206	226203	226204	226208
	8 Cyl. 7.2L		(3)	226114	226206	226203	226204	226208
69-68	6 Cyl. 2.8L		226116 or 226216	226112	226206	226203	226204	226208
	6 Cyl. 3.7L		Two 226114s	226110	226206	226203	226204	226208
	8 Cyl. 4.5L		Two 226114s	226110	226206	226203	226204	226208
	8 Cyl. 5.2L		(3)	226110	226206	226203	226204	226208
	8 Cyl. 5.6L		(3)	226110	226206	226203	226204	226208
	8 Cyl. 6.3L		(3)	226114	226206	226203	226204	226208
	8 Cyl. 7.0L		(3)	226114	226206	226203	226204	226208
	8 Cyl. 7.2L		(3)	226114	226206	226203	226204	226208
67	6 Cyl. 2.8L		226116 or 226216	226112	226206	226203	226204	226208
	6 Cyl. 3.7L		Two 226114s	226110	226206	226203	226204	226208
	8 Cyl. 4.5L		Two 226114s	226110	226206	226203	226204	226208
	8 Cyl. 5.2L		(3)	226110	226206	226203	226204	226208
	8 Cyl. 6.3L		(3)	226114	226206	226203	226204	226208
	8 Cyl. 7.0L		(3)	226114	226206	226203	226204	226208
	8 Cyl. 7.2L		(3)	226114	226206	226203	226204	226208
	8 Cyl. 7.2L		(3)	226114	226206	226203	226204	226208
66	6 Cyl. 2.8L		226116 or 226216	226112	226206	226203	226204	226208
	6 Cyl. 3.7L		Two 226114s	226110	226206	226203	226204	226208
	8 Cyl. 4.5L		Two 226114s	226110	226206	226203	226204	226208
	8 Cyl. 5.2L		(3)	226110	226206	226203	226204	226208
	8 Cyl. 5.9L		(3)	226114	226206	226203	226204	226208
	8 Cyl. 6.3L		(3)	226114	226206	226203	226204	226208
	8 Cyl. 7.0L		(3)	226114	226206	226203	226204	226208
	8 Cyl. 7.2L		(3)	226114	226206	226203	226204	226208
	8 Cyl. 7.2L		(3)	226114	226206	226203	226204	226208
	8 Cyl. 7.2L		(3)	226114	226206	226203	226204	226208
65	6 Cyl. 2.8L		226116 or 226216	226112	226206	226203	226204	226208
	6 Cyl. 3.7L		Two 226114s	226110	226206	226203	226204	226208
	8 Cyl. 4.5L		Two 226114s	226110	226206	226203	226204	226208
	8 Cyl. 5.2L		(3)	226110	226206	226203	226204	226208
	8 Cyl. 5.9L		(3)	226114	226206	226203	226204	226208
	8 Cyl. 6.3L		(3)	226114	226206	226203	226204	226208
	8 Cyl. 6.7L		(3)	226114	226206	226203	226204	226208
	8 Cyl. 6.8L		(3)	226114	226206	226203	226204	226208
	8 Cyl. 7.0L		(3)	226114	226206	226203	226204	226208
	8 Cyl. 7.0L		(3)	226114	226206	226203	226204	226208
64	6 Cyl. 2.8L		226116 or 226216	226112	226206	226203	226204	226208

CAUTION: Do not use smaller fan(s) than those recommended. Cooling problems may result.

(1) The recommended fan(s) for primary cooling are based on required airflow for that vehicle. Measure available core space to verify the fan(s) will fit. See page 320 for fan dimensions.

(2) For add-on cooling, use the largest fan that will fit. Allow 1" clearance between the fan and closest vehicle component. See electrical guide for fan dimensions.

(3) Air volume requirements too large for electric fans. Use fan clutch. See Fan Clutch applications.




ELECTRIC FANS

Application Guide

RAPID-COOL®/THIN-LINE

FAN CONTROLLERS



YEAR	ENGINE	APPLICATION	PRIMARY COOLING (1)	ADD-ON COOLING (2)	PRESET	ECONO ADJUSTABLE	PREMIUM ADJUSTABLE PUSH-IN	PREMIUM ADJUSTABLE SCREW-IN
DODGE CARS AND MINI VANS								
64	6 Cyl. 3.7L		Two 226114s	226110	226206	226203	226204	226208
	8 Cyl. 4.5L		Two 226114s	226110	226206	226203	226204	226208
	8 Cyl. 5.2L		(3)	226110	226206	226203	226204	226208
	8 Cyl. 5.9L		(3)	226110	226206	226203	226204	226208
	8 Cyl. 6.3L		(3)	226114	226206	226203	226204	226208
	8 Cyl. 6.7L		(3)	226114	226206	226203	226204	226208
	8 Cyl. 7.0L		(3)	226114	226206	226203	226204	226208
	8 Cyl. 7.0L		(3)	226114	226206	226203	226204	226208
63	6 Cyl. 2.8L		226116 or 226216	226112	226206	226203	226204	226208
	6 Cyl. 3.7L		Two 226114s	226110	226206	226203	226204	226208
	8 Cyl. 5.2L		(3)	226110	226206	226203	226204	226208
	8 Cyl. 5.9L		(3)	226110	226206	226203	226204	226208
	8 Cyl. 6.3L		(3)	226114	226206	226203	226204	226208
	8 Cyl. 6.7L		(3)	226114	226206	226203	226204	226208
	8 Cyl. 6.8L		(3)	226114	226206	226203	226204	226208
	8 Cyl. 7.0L		(3)	226114	226206	226203	226204	226208
62-61	6 Cyl. 2.8L		226116 or 226216	226112	226206	226203	226204	226208
	6 Cyl. 3.7L		Two 226114s	226110	226206	226203	226204	226208
	8 Cyl. 5.2L		(3)	226110	226206	226203	226204	226208
	8 Cyl. 5.9L		(3)	226110	226206	226203	226204	226208
	8 Cyl. 6.3L		(3)	226114	226206	226203	226204	226208
	8 Cyl. 6.7L		(3)	226114	226206	226203	226204	226208
	8 Cyl. 6.8L		(3)	226114	226206	226203	226204	226208
	8 Cyl. 6.8L		(3)	226114	226206	226203	226204	226208
60	6 Cyl. 2.8L		226116 or 226216	226112	226206	226203	226204	226208
	6 Cyl. 3.7L		Two 226114s	226110	226206	226203	226204	226208
	8 Cyl. 5.2L		(3)	226110	226206	226203	226204	226208
	8 Cyl. 5.9L		(3)	226114	226206	226203	226204	226208
	8 Cyl. 6.3L		(3)	226114	226206	226203	226204	226208
	8 Cyl. 6.3L		(3)	226114	226206	226203	226204	226208
	8 Cyl. 6.3L		(3)	226114	226206	226203	226204	226208
	8 Cyl. 6.3L		(3)	226114	226206	226203	226204	226208
59	6 Cyl.		226116 or 226216	226110	226206	226203	226204	226208
	8 Cyl.		(3)	226114	226206	226203	226204	226208
58	6 Cyl.		226116 or 226216	226110	226206	226203	226204	226208
	8 Cyl. 5.3L		(3)	226114	226206	226203	226204	226208
	8 Cyl. 5.7L		(3)	226114	226206	226203	226204	226208
	8 Cyl. 5.8L		(3)	226110	226206	226203	226204	226208
	8 Cyl. 5.9L		(3)	226114	226206	226203	226204	226208
	8 Cyl. 6.4L		(3)	226110	226206	226203	226204	226208
	8 Cyl. 6.4L		(3)	226110	226206	226203	226204	226208
	8 Cyl. 6.4L		(3)	226110	226206	226203	226204	226208
57	6 Cyl.		226116 or 226216	226110	226206	226203	226204	226208
	8 Cyl. 5.3L		(3)	226114	226206	226203	226204	226208
	8 Cyl. 5.8L		(3)	226110	226206	226203	226204	226208
	8 Cyl. 6.4L		(3)	226110	226206	226203	226204	226208
56	6 Cyl.		226116 or 226216	226110	226206	226203	226204	226208
	8 Cyl. 4.4L		226116 or 226216	226110	226206	226203	226204	226208
	8 Cyl. 5.1L		(3)	226114	226206	226203	226204	226208
	8 Cyl. 5.4L		(3)	226110	226206	226203	226204	226208
	8 Cyl. 5.8L		(3)	226110	226206	226203	226204	226208
55	6 Cyl.		226116 or 226216	226110	226206	226203	226204	226208
	8 Cyl.		(3)	226110	226206	226203	226204	226208

CAUTION: Do not use smaller fan(s) than those recommended. Cooling problems may result.

(1) The recommended fan(s) for primary cooling are based on required airflow for that vehicle. Measure available core space to verify the fan(s) will fit. See page 320 for fan dimensions.

(2) For add-on cooling, use the largest fan that will fit. Allow 1" clearance between the fan and closest vehicle component. See electrical guide for fan dimensions.

(3) Air volume requirements too large for electric fans. Use fan clutch. See Fan Clutch applications.

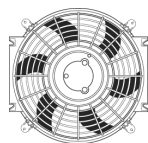


ELECTRIC FANS

Application Guide

RAPID-COOL®/THIN-LINE

FAN CONTROLLERS



ELECTRIC FANS

YEAR	ENGINE	APPLICATION	PRIMARY COOLING (1)	ADD-ON COOLING (2)	PRESET	ECONO ADJUSTABLE	PREMIUM ADJUSTABLE PUSH-IN	PREMIUM ADJUSTABLE SCREW-IN
DODGE CARS AND MINI VANS								
54	6 Cyl.		226116 or 226216	226110	226206	226203	226204	226208
	8 Cyl. 3.9L		226114	226114	226206	226203	226204	226208
	8 Cyl. 4.0L		226114	226110	226206	226203	226204	226208
	8 Cyl. 5.4L		(3)	226110	226206	226203	226204	226208
53	6 Cyl.		226116 or 226216	226110	226206	226203	226204	226208
	8 Cyl. 3.9L		226114	226110	226206	226203	226204	226208
	8 Cyl. 4.0L		226114	226110	226206	226203	226204	226208
	8 Cyl. 5.4L		(3)	226110	226206	226203	226204	226208
52-46	6 Cyl.		226116 or 226216	226110	226206	226203	226204	226208
	8 Cyl.		(3)	226110	226206	226203	226204	226208
42	6 Cyl. 3.6L		226116 or 226216	226112	226206	226203	226204	226208
	6 Cyl. 3.8L		226116 or 226216	226110	226206	226203	226204	226208
	6 Cyl. 4.1L		226116 or 226216	226110	226206	226203	226204	226208
	8 Cyl.		(3)	226110	226206	226203	226204	226208
DODGE TRUCKS AND SUV'S								
15	4 Cyl.		226114	226112	226206	226203	226204	226208
	6 Cyl. 3.6L		226114	226112	226206	226203	226204	226208
	6 Cyl. 6.7L		(3)	226114	226206	226203	226204	226208
	8 Cyl.		(3)	226114	226206	226203	226204	226208
14	4 Cyl.		226114	226112	226206	226203	226204	226208
	6 Cyl. 3.6L		226116 or 226216	226112	226206	226203	226204	226208
	6 Cyl. 6.7L		(3)	226114	226206	226203	226204	226208
	8 Cyl.		(3)	226114	226206	226203	226204	226208
13	4 Cyl.		226114	226112	226206	226203	226204	226208
	6 Cyl. 3.6L		226116 or 226216	226112	226206	226203	226204	226208
	6 Cyl. 6.7L		(3)	226114	226206	226203	226204	226208
	8 Cyl. 4.7L		Two 226114s	226112	226206	226203	226204	226208
	8 Cyl. 5.7L		(3)	226114	226206	226203	226204	226208
12	4 Cyl.		226114	226112	226206	226203	226204	226208
	6 Cyl. 3.6L		226116 or 226216	226112	226206	226203	226204	226208
	6 Cyl. 3.7L		Two 226114s	226112	226206	226203	226204	226208
	6 Cyl. 6.7L		(3)	226114	226206	226203	226204	226208
	8 Cyl. 4.7L		Two 226114s	226112	226206	226203	226204	226208
	8 Cyl. 5.7L		(3)	226114	226206	226203	226204	226208
11	4 Cyl.		226114	226112	226206	226203	226204	226208
	6 Cyl. 3.6L		226116 or 226216	226112	226206	226203	226204	226208
	6 Cyl. 3.7L		Two 226114s	226112	226206	226203	226204	226208
	6 Cyl. 4.0L		Two 226114s	226112	226206	226203	226204	226208
	6 Cyl. 6.7L		(3)	226114	226206	226203	226204	226208
	8 Cyl. 4.7L		Two 226114s	226112	226206	226203	226204	226208
	8 Cyl. 5.7L		(3)	226114	226206	226203	226204	226208
10	4 Cyl.		226114	226112	226206	226203	226204	226208
	6 Cyl. 3.5L		226116 or 226216	226110	226206	226203	226204	226208
	6 Cyl. 3.7L		Two 226114s	226112	226206	226203	226204	226208
	6 Cyl. 4.0L		Two 226114s	226112	226206	226203	226204	226208

CAUTION: Do not use smaller fan(s) than those recommended. Cooling problems may result.

(1) The recommended fan(s) for primary cooling are based on required airflow for that vehicle. Measure available core space to verify the fan(s) will fit. See page 320 for fan dimensions.

(2) For add-on cooling, use the largest fan that will fit. Allow 1" clearance between the fan and closest vehicle component. See electrical guide for fan dimensions.

(3) Air volume requirements too large for electric fans. Use fan clutch. See Fan Clutch applications.




ELECTRIC FANS

Application Guide

RAPID-COOL®/THIN-LINE

FAN CONTROLLERS



YEAR	ENGINE	APPLICATION	PRIMARY COOLING (1)	ADD-ON COOLING (2)	PRESET	ECONO ADJUSTABLE	PREMIUM ADJUSTABLE PUSH-IN	PREMIUM ADJUSTABLE SCREW-IN
10	6 Cyl. 6.7L		(3)	226114	226206	226203	226204	226208
	8 Cyl. 4.7L		Two 226114s	226112	226206	226203	226204	226208
	8 Cyl. 5.7L		(3)	226114	226206	226203	226204	226208
09	4 Cyl.		226114	226112	226206	226203	226204	226208
	6 Cyl. 3.5L		226116 or 226216	226112	226206	226203	226204	226208
	6 Cyl. 3.7L		Two 226114s	226112	226206	226203	226204	226208
	6 Cyl. 4.0L		Two 226114s	226112	226206	226203	226204	226208
	6 Cyl. 5.9L		(3)	226114	226206	226203	226204	226208
	6 Cyl. 6.7L		(3)	226114	226206	226203	226204	226208
	8 Cyl. 4.7L		Two 226114s	226112	226206	226203	226204	226208
08-07	8 Cyl. 5.7L		(3)	226114	226206	226203	226204	226208
	6 Cyl. 3.7L		Two 226114s	226112	226206	226203	226204	226208
	6 Cyl. 4.0L		Two 226114s	226112	226206	226203	226204	226208
	6 Cyl. 5.9L		(3)	226114	226206	226203	226204	226208
	6 Cyl. 6.7L		(3)	226114	226206	226203	226204	226208
	8 Cyl. 4.7L		Two 226114s	226112	226206	226203	226204	226208
	8 Cyl. 5.7L		(3)	226114	226206	226203	226204	226208
06-04	6 Cyl. 3.7L		Two 226114s	226112	226206	226203	226204	226208
	6 Cyl. 5.9L		(3)	226114	226206	226203	226204	226208
	8 Cyl. 4.7L		Two 226114s	226112	226206	226203	226204	226208
	8 Cyl. 5.7L		(3)	226114	226206	226203	226204	226208
	10 Cyl.		(3)	226114	226206	226203	226204	226208
	6 Cyl. 3.7L		Two 226114s	226112	226206	226203	226204	226208
	6 Cyl. 3.9L		Two 226114s	226112	226206	226203	226204	226208
03	6 Cyl. 5.9L		(3)	226114	226206	226203	226204	226208
	8 Cyl. 4.7L		Two 226114s	226112	226206	226203	226204	226208
	8 Cyl. 5.7L		(3)	226114	226206	226203	226204	226208
	8 Cyl. 5.9L		(3)	226114	226206	226203	226204	226208
	10 Cyl.		(3)	226114	226206	226203	226204	226208
	4 Cyl.		226114	226112	226206	226203	226204	226208
	6 Cyl. 3.7L		Two 226114s	226112	226206	226203	226204	226208
01-00	6 Cyl. 3.9L		Two 226114s	226112	226206	226203	226204	226208
	6 Cyl. 5.9L		(3)	226114	226206	226203	226204	226208
	8 Cyl. 4.7L		Two 226114s	226112	226206	226203	226204	226208
	8 Cyl. 5.2L		(3)	226114	226206	226203	226204	226208
	8 Cyl. 5.9L		(3)	226114	226206	226203	226204	226208
	10 Cyl.		(3)	226114	226206	226203	226204	226208
	4 Cyl.		226114	226112	226206	226203	226204	226208
99-94	6 Cyl. 3.9L		Two 226114s	226112	226206	226203	226204	226208
	6 Cyl. 5.9L		(3)	226114	226206	226203	226204	226208

CAUTION: Do not use smaller fan(s) than those recommended. Cooling problems may result.

(1) The recommended fan(s) for primary cooling are based on required airflow for that vehicle. Measure available core space to verify the fan(s) will fit. See page 320 for fan dimensions.

(2) For add-on cooling, use the largest fan that will fit. Allow 1" clearance between the fan and closest vehicle component. See electrical guide for fan dimensions.

(3) Air volume requirements too large for electric fans. Use fan clutch. See Fan Clutch applications.

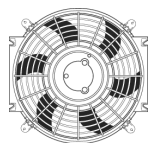


ELECTRIC FANS

Application Guide

RAPID-COOL®/THIN-LINE

FAN CONTROLLERS



ELECTRIC FANS

YEAR	ENGINE	APPLICATION	PRIMARY COOLING (1)	ADD-ON COOLING (2)	PRESET	ECONO ADJUSTABLE	PREMIUM ADJUSTABLE PUSH-IN	PREMIUM ADJUSTABLE SCREW-IN
DODGE TRUCKS AND SUV'S								
99-94	8 Cyl.		(3)	226114	226206	226203	226204	226208
	10 Cyl.		(3)	226114	226206	226203	226204	226208
93-92	4 Cyl.		226114	226112	226206	226203	226204	226208
	6 Cyl. 3.9L		Two 226114s	226112	226206	226203	226204	226208
	6 Cyl. 5.9L		(3)	226114	226206	226203	226204	226208
91-90	8 Cyl.		(3)	226114	226206	226203	226204	226208
	4 Cyl.		226114	226112	226206	226203	226204	226208
	6 Cyl. 3.0L		226116 or 226216	226112	226206	226203	226204	226208
	6 Cyl. 3.9L		Two 226114s	226112	226206	226203	226204	226208
89	6 Cyl. 5.9L		(3)	226114	226206	226203	226204	226208
	8 Cyl.		(3)	226114	226206	226203	226204	226208
	4 Cyl. 2.0L		226112	226110	226206	226203	226204	226208
	4 Cyl. 2.5L		226114	226112	226206	226203	226204	226208
	4 Cyl. 2.6L		226114	226112	226206	226203	226204	226208
	6 Cyl. 3.0L		226116 or 226216	226112	226206	226203	226204	226208
88-87	6 Cyl. 3.9L		Two 226114s	226112	226206	226203	226204	226208
	6 Cyl. 5.9L		(3)	226114	226206	226203	226204	226208
	8 Cyl.		(3)	226114	226206	226203	226204	226208
	4 Cyl. 2.0L		226112	226110	226206	226203	226204	226208
	4 Cyl. 2.2L		226114	226112	226206	226203	226204	226208
86	4 Cyl. 2.6L		226114	226112	226206	226203	226204	226208
	6 Cyl.		Two 226114s	226112	226206	226203	226204	226208
	8 Cyl.		(3)	226114	226206	226203	226204	226208
	4 Cyl. 2.0L		226112	226110	226206	226203	226204	226208
85	4 Cyl. 2.6L		226114	226112	226206	226203	226204	226208
	6 Cyl.		Two 226114s	226112	226206	226203	226204	226208
	8 Cyl.		(3)	226114	226206	226203	226204	226208
	4 Cyl. 2.0L		226112	226110	226206	226203	226204	226208
	4 Cyl. 2.3L		226114	226112	226206	226203	226204	226208
84-83	4 Cyl. 2.6L		226114	226112	226206	226203	226204	226208
	6 Cyl.		Two 226114s	226112	226206	226203	226204	226208
	8 Cyl.		(3)	226114	226206	226203	226204	226208
	4 Cyl. 2.0L		226112	226110	226206	226203	226204	226208
	4 Cyl. 2.2L		226114	226112	226206	226203	226204	226208
	4 Cyl. 2.3L		226114	226112	226206	226203	226204	226208
82	4 Cyl. 2.6L		226114	226112	226206	226203	226204	226208
	6 Cyl.		Two 226114s	226112	226206	226203	226204	226208
	8 Cyl.		(3)	226114	226206	226203	226204	226208
	4 Cyl. 2.0L		226112	226110	226206	226203	226204	226208
81-80	4 Cyl. 2.2L		226114	226112	226206	226203	226204	226208
	4 Cyl. 2.6L		226114	226112	226206	226203	226204	226208
	6 Cyl.		Two 226114s	226112	226206	226203	226204	226208

CAUTION: Do not use smaller fan(s) than those recommended. Cooling problems may result.

(1) The recommended fan(s) for primary cooling are based on required airflow for that vehicle. Measure available core space to verify the fan(s) will fit. See page 320 for fan dimensions.

(2) For add-on cooling, use the largest fan that will fit. Allow 1" clearance between the fan and closest vehicle component. See electrical guide for fan dimensions.


(3) Air volume requirements too large for electric fans. Use fan clutch. See Fan Clutch applications.



ELECTRIC FANS

Application Guide

RAPID-COOL®/THIN-LINE



FAN CONTROLLERS



YEAR	ENGINE	APPLICATION	PRIMARY COOLING (1)	ADD-ON COOLING (2)	PRESET	ECONO ADJUSTABLE	PREMIUM ADJUSTABLE PUSH-IN	PREMIUM ADJUSTABLE SCREW-IN
DODGE TRUCKS AND SUV'S								
81-80	8 Cyl.		(3)	226114	226206	226203	226204	226208
79	4 Cyl. 2.0L		226112	226110	226206	226203	226204	226208
	4 Cyl. 2.6L		226114	226112	226206	226203	226204	226208
	6 Cyl.		Two 226114s	226112	226206	226203	226204	226208
	8 Cyl. 5.2L		(3)	226114	226206	226203	226204	226208
	8 Cyl. 5.9L		(3)	226114	226206	226203	226204	226208
	8 Cyl. 7.2L		(3)	226116	226206	226203	226204	226208
78-68	6 Cyl.		Two 226114s	226112	226206	226203	226204	226208
	8 Cyl.		(3)	226114	226206	226203	226204	226208
67-65	6 Cyl.		Two 226114s	226112	226206	226203	226204	226208
	8 Cyl. 4.5L		226116 or 226216	226114	226206	226203	226204	226208
	8 Cyl. 5.2L		(3)	226114	226206	226203	226204	226208
	8 Cyl. 6.3L		(3)	226114	226206	226203	226204	226208
64	6 Cyl.		Two 226114s	226112	226206	226203	226204	226208
	8 Cyl. 4.5L		226116 or 226216	226114	226206	226203	226204	226208
	8 Cyl. 5.1L		(3)	226114	226206	226203	226204	226208
	8 Cyl. 5.2L		(3)	226114	226206	226203	226204	226208
	8 Cyl. 6.3L		(3)	226114	226206	226203	226204	226208
63-55	6 Cyl.		Two 226114s	226112	226206	226203	226204	226208
	8 Cyl.		(3)	226114	226206	226203	226204	226208
54	6 Cyl. 3.6L		Two 226114s	226112	226206	226203	226204	226208
	6 Cyl. 3.7L		Two 226114s	226112	226206	226203	226204	226208
	6 Cyl. 3.8L		Two 226114s	226112	226206	226203	226204	226208
	6 Cyl. 4.1L		226116 or 226216	226112	226206	226203	226204	226208
	6 Cyl. 4.3L		226116 or 226216	226112	226206	226203	226204	226208
	8 Cyl.		(3)	226114	226206	226203	226204	226208
53	6 Cyl.		Two 226114s	226112	226206	226203	226204	226208
	8 Cyl.		(3)	226114	226206	226203	226204	226208
DODGE VANS								
09	All Eng.		Two 226114s	226112	226206	226203	226204	226208
08-07	6 Cyl. 3.0L		Two 226114s	226112	226206	226203	226204	226208
	6 Cyl. 3.5L		Two 226114s	226114	226206	226203	226204	226208
06-04	All Eng.		Two 226114s	226112	226206	226203	226204	226208
03	5 Cyl.		Two 226114s	226112	226206	226203	226204	226208
	6 Cyl.		Two 226114s	226112	226206	226203	226204	226208
	8 Cyl.		(3)	226114	226206	226203	226204	226208
02-88	6 Cyl.		Two 226114s	226112	226206	226203	226204	226208
	8 Cyl.		(3)	226114	226206	226203	226204	226208
87-72	6 Cyl.		Two 226114s	226110	226206	226203	226204	226208
	8 Cyl.		(3)	226114	226206	226203	226204	226208
71	6 Cyl. 3.2L		226116 or 226216	226110	226206	226203	226204	226208
	6 Cyl. 3.7L		Two 226114s	226110	226206	226203	226204	226208
	8 Cyl.		(3)	226114	226206	226203	226204	226208
70	6 Cyl.		Two 226114s	226110	226206	226203	226204	226208
	8 Cyl.		(3)	226114	226206	226203	226204	226208

CAUTION: Do not use smaller fan(s) than those recommended. Cooling problems may result.

(1) The recommended fan(s) for primary cooling are based on required airflow for that vehicle. Measure available core space to verify the fan(s) will fit. See page 320 for fan dimensions.

(2) For add-on cooling, use the largest fan that will fit. Allow 1" clearance between the fan and closest vehicle component. See electrical guide for fan dimensions.

(3) Air volume requirements too large for electric fans. Use fan clutch. See Fan Clutch applications.

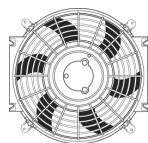


ELECTRIC FANS

Application Guide

RAPID-COOL®/THIN-LINE

FAN CONTROLLERS



ELECTRIC FANS

YEAR	ENGINE	APPLICATION	PRIMARY COOLING (1)	ADD-ON COOLING (2)	PRESET	ECONO ADJUSTABLE	PREMIUM ADJUSTABLE PUSH-IN	PREMIUM ADJUSTABLE SCREW-IN
DODGE VANS								
69	All Eng.		Two 226114s	226110	226206	226203	226204	226208
68	6 Cyl.		Two 226114s	226110	226206	226203	226204	226208
	8 Cyl.		(3)	226114	226206	226203	226204	226208
67	All Eng.		Two 226114s	226110	226206	226203	226204	226208
66-64	6 Cyl.		Two 226114s	226110	226206	226203	226204	226208
	8 Cyl.		Two 226114s	226112	226206	226203	226204	226208
61-60	All Eng.		226116 or 226216	226110	226206	226203	226204	226208
59-58	6 Cyl.		226116 or 226216	226110	226206	226203	226204	226208
	8 Cyl.		(3)	226114	226206	226203	226204	226208
EAGLE (including AMC Eagle)								
98	All Eng.		226112	226110	226206	226203	226204	226208
97	4 Cyl.		226112	226110	226206	226203	226204	226208
	6 Cyl.		226116 or 226216	226114	226206	226203	226204	226208
96-93	4 Cyl. 1.5L		226112	226110	226206	226203	226204	226208
	4 Cyl. 1.8L		226112	226110	226206	226203	226204	226208
	4 Cyl. 2.0L		226112	226110	226206	226203	226204	226208
	4 Cyl. 2.4L		226114	226112	226206	226203	226204	226208
	6 Cyl.		226116 or 226216	226114	226206	226203	226204	226208
92	4 Cyl. 1.5L		226112	226110	226206	226203	226204	226208
	4 Cyl. 1.8L		226112	226110	226206	226203	226204	226208
	4 Cyl. 2.0L		226112	226110	226206	226203	226204	226208
	4 Cyl. 2.4L		226114	226112	226206	226203	226204	226208
	6 Cyl.		226116 or 226216	226114	226206	226203	226204	226208
91-90	4 Cyl.		226112	226110	226206	226203	226204	226208
	6 Cyl.		226114	226112	226206	226203	226204	226208
89	4 Cyl. 1.5L		226112	226110	226206	226203	226204	226208
	4 Cyl. 1.6L		226112	226110	226206	226203	226204	226208
	4 Cyl. 2.2L		226114	226112	226206	226203	226204	226208
	4 Cyl. 2.5L		226114	226112	226206	226203	226204	226208
	6 Cyl.		226114	226112	226206	226203	226204	226208
88	All Eng.		226114	226112	226206	226203	226204	226208
FORD CARS AND MINI VANS								
15	3 Cyl.		226112	226110	226206	226203	226204	226208
	4 Cyl. 1.5L		226112	226110	226206	226203	226204	226208
	4 Cyl. 1.6L		226112	226110	226206	226203	226204	226208
	4 Cyl. 2.0L		226114	226112	226206	226203	226204	226208
	4 Cyl. 2.3L		226114	226112	226206	226203	226204	226208
	4 Cyl. 2.5L		226114	226112	226206	226203	226204	226208
	6 Cyl.		226116 or 226216	226112	226206	226203	226204	226208
	8 Cyl.		(3)	226112	226206	226203	226204	226208
14	3 Cyl.		226112	226110	226206	226203	226204	226208
	4 Cyl. 1.5L		226112	226110	226206	226203	226204	226208
	4 Cyl. 1.6L		226112	226110	226206	226203	226204	226208
	4 Cyl. 2.0L		226114	226112	226206	226203	226204	226208
	4 Cyl. 2.5L		226114	226112	226206	226203	226204	226208

CAUTION: Do not use smaller fan(s) than those recommended. Cooling problems may result.

(1) The recommended fan(s) for primary cooling are based on required airflow for that vehicle. Measure available core space to verify the fan(s) will fit. See page 320 for fan dimensions.

(2) For add-on cooling, use the largest fan that will fit. Allow 1" clearance between the fan and closest vehicle component. See electrical guide for fan dimensions.

(3) Air volume requirements too large for electric fans. Use fan clutch. See Fan Clutch applications.




ELECTRIC FANS

Application Guide

RAPID-COOL®/THIN-LINE

FAN CONTROLLERS



YEAR	ENGINE	APPLICATION	PRIMARY COOLING (1)	ADD-ON COOLING (2)	PRESET	ECONO ADJUSTABLE	PREMIUM ADJUSTABLE PUSH-IN	PREMIUM ADJUSTABLE SCREW-IN
14	6 Cyl.		226116 or 226216	226112	226206	226203	226204	226208
	8 Cyl.		(3)	226114	226206	226203	226204	226208
13-12	4 Cyl. 1.6L		226112	226110	226206	226203	226204	226208
	4 Cyl. 2.0L		226114	226112	226206	226203	226204	226208
	4 Cyl. 2.5L		226114	226112	226206	226203	226204	226208
	6 Cyl.		226116 or 226216	226112	226206	226203	226204	226208
11	8 Cyl.		(3)	226114	226206	226203	226204	226208
	4 Cyl. 1.6L		226112	226110	226206	226203	226204	226208
	4 Cyl. 2.0L		226114	226112	226206	226203	226204	226208
	4 Cyl. 2.5L		226114	226112	226206	226203	226204	226208
10	6 Cyl.		226116 or 226216	226112	226206	226203	226204	226208
	8 Cyl. 4.6L		Two 226114s	226112	226206	226203	226204	226208
	8 Cyl. 5.0L		(3)	226114	226206	226203	226204	226208
	8 Cyl. 5.4L		(3)	226114	226206	226203	226204	226208
	4 Cyl.		226114	226112	226206	226203	226204	226208
	6 Cyl. 3.0L		226116 or 226216	226112	226206	226203	226204	226208
09	6 Cyl. 3.5L		226116 or 226216	226112	226206	226203	226204	226208
	6 Cyl. 4.0L		Two 226114s	226112	226206	226203	226204	226208
	8 Cyl. 4.6L		Two 226114s	226112	226206	226203	226204	226208
	8 Cyl. 5.4L		(3)	226114	226206	226203	226204	226208
	4 Cyl.		226112	226110	226206	226203	226204	226208
	6 Cyl. 3.0L		226116 or 226216	226112	226206	226203	226204	226208
08	6 Cyl. 3.5L		226116 or 226216	226112	226206	226203	226204	226208
	6 Cyl. 4.0L		Two 226114s	226112	226206	226203	226204	226208
	8 Cyl. 4.6L		Two 226114s	226112	226206	226203	226204	226208
	8 Cyl. 5.4L		(3)	226114	226206	226203	226204	226208
	4 Cyl.		226112	226110	226206	226203	226204	226208
	6 Cyl.		Two 226114s	226112	226206	226203	226204	226208
07-06	8 Cyl. 4.6L		Two 226114s	226112	226206	226203	226204	226208
	8 Cyl. 5.4L		(3)	226114	226206	226203	226204	226208
	4 Cyl.		226114	226112	226206	226203	226204	226208
	6 Cyl. 3.0L		226116 or 226216	226112	226206	226203	226204	226208
	6 Cyl. 3.9L		Two 226114s	226112	226206	226203	226204	226208
	6 Cyl. 4.0L		Two 226114s	226112	226206	226203	226204	226208
05	6 Cyl. 4.2L		Two 226114s	226112	226206	226203	226204	226208
	8 Cyl. 4.6L	CROWN VICTORIA	Two 226114s	226112	226206	226203	226204	226208
	8 Cyl. 4.6L	MUSTANG	226116 or 226216	226112	226206	226203	226204	226208
	8 Cyl. 5.4L		(3)	226114	226206	226203	226204	226208
	4 Cyl. 2.0L		226112	226110	226206	226203	226204	226208
	4 Cyl. 2.3L		226114	226112	226206	226203	226204	226208
05	6 Cyl. 3.0L		226116 or 226216	226112	226206	226203	226204	226208
	6 Cyl. 3.9L		Two 226114s	226112	226206	226203	226204	226208
	6 Cyl. 4.0L		Two 226114s	226112	226206	226203	226204	226208
	6 Cyl. 4.2L		Two 226114s	226112	226206	226203	226204	226208
	8 Cyl. 3.9L		Two 226114s	226112	226206	226203	226204	226208
	8 Cyl. 3.9L		Two 226114s	226112	226206	226203	226204	226208
	8 Cyl. 4.6L	CROWN VICTORIA	Two 226114s	226112	226206	226203	226204	226208
	8 Cyl. 4.6L		Two 226114s	226112	226206	226203	226204	226208

CAUTION: Do not use smaller fan(s) than those recommended. Cooling problems may result.

(1) The recommended fan(s) for primary cooling are based on required airflow for that vehicle. Measure available core space to verify the fan(s) will fit. See page 320 for fan dimensions.

(2) For add-on cooling, use the largest fan that will fit. Allow 1" clearance between the fan and closest vehicle component. See electrical guide for fan dimensions.

(3) Air volume requirements too large for electric fans. Use fan clutch. See Fan Clutch applications.

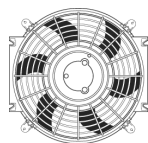


ELECTRIC FANS

Application Guide

RAPID-COOL®/THIN-LINE

FAN CONTROLLERS



ELECTRIC FANS

YEAR	ENGINE	APPLICATION	PRIMARY COOLING (1)	ADD-ON COOLING (2)	PRESET	ECONO ADJUSTABLE	PREMIUM ADJUSTABLE PUSH-IN	PREMIUM ADJUSTABLE SCREW-IN	
FORD CARS AND MINI VANS									
05	8 Cyl. 4.6L	MUSTANG	226116 or 226216	226112	226206	226203	226204	226208	
	8 Cyl. 5.4L		(3)	226114	226206	226203	226204	226208	
04	4 Cyl. 2.0L		226112	226110	226206	226203	226204	226208	
	4 Cyl. 2.3L		226114	226112	226206	226203	226204	226208	
	6 Cyl. 3.0L		226116 or 226216	226112	226206	226203	226204	226208	
	6 Cyl. 3.8L		Two 226114s	226112	226206	226203	226204	226208	
	6 Cyl. 3.9L		Two 226114s	226112	226206	226203	226204	226208	
	6 Cyl. 4.2L		Two 226114s	226112	226206	226203	226204	226208	
	8 Cyl. 3.9L		Two 226114s	226114	226206	226203	226204	226208	
	8 Cyl. 4.6L		CROWN VICTORIA	Two 226114s	226112	226206	226203	226204	226208
03	8 Cyl. 4.6L	MUSTANG	226116 or 226216	226112	226206	226203	226204	226208	
	4 Cyl. 2.0L		226112	226110	226206	226203	226204	226208	
	4 Cyl. 2.3L		226114	226112	226206	226203	226204	226208	
	6 Cyl. 3.0L		226116 or 226216	226112	226206	226203	226204	226208	
	6 Cyl. 3.8L		Two 226114s	226112	226206	226203	226204	226208	
	8 Cyl.		Two 226114s	226112	226206	226203	226204	226208	
	02-01		4 Cyl.	226112	226110	226206	226203	226204	226208
	6 Cyl. 3.0L		226116 or 226216	226112	226206	226203	226204	226208	
6 Cyl. 3.8L	Two 226114s		226112	226206	226203	226204	226208		
00	8 Cyl.	Two 226114s	226112	226206	226203	226204	226208		
	4 Cyl.		226112	226110	226206	226203	226204	226208	
	6 Cyl. 2.5L		226114	226112	226206	226203	226204	226208	
	6 Cyl. 3.0L		226116 or 226216	226112	226206	226203	226204	226208	
	6 Cyl. 3.8L		Two 226114s	226112	226206	226203	226204	226208	
	8 Cyl. 4.6L		Two 226114s	226112	226206	226203	226204	226208	
	8 Cyl. 5.4L		(3)	226114	226206	226203	226204	226208	
	99-98		4 Cyl.	226112	226110	226206	226203	226204	226208
6 Cyl. 2.5L	226114		226112	226206	226203	226204	226208		
97-96	6 Cyl. 3.0L	226116 or 226216	226112	226206	226203	226204	226208		
	6 Cyl. 3.8L	Two 226114s	226112	226206	226203	226204	226208		
	8 Cyl.	Two 226114s	226112	226206	226203	226204	226208		
	4 Cyl.		226112	226110	226206	226203	226204	226208	
	6 Cyl. 2.5L		226114	226112	226206	226203	226204	226208	
	6 Cyl. 3.0L		226116 or 226216	226112	226206	226203	226204	226208	
	6 Cyl. 3.8L		Two 226114s	226112	226206	226203	226204	226208	
	6 Cyl. 4.0L		Two 226114s	226112	226206	226203	226204	226208	
8 Cyl.	Two 226114s		226112	226206	226203	226204	226208		
95	4 Cyl.		226112	226110	226206	226203	226204	226208	
6 Cyl. 2.5L	226114		226112	226206	226203	226204	226208		
	6 Cyl. 3.0L	226116 or 226216	226112	226206	226203	226204	226208		
	6 Cyl. 3.2L	226116 or 226216	226112	226206	226203	226204	226208		
	6 Cyl. 3.8L	Two 226114s	226112	226206	226203	226204	226208		
	6 Cyl. 4.0L	Two 226114s	226112	226206	226203	226204	226208		
	8 Cyl. 4.6L	Two 226114s	226112	226206	226203	226204	226208		
	8 Cyl. 5.0L	(3)	226112	226206	226203	226204	226208		
	8 Cyl. 5.8L	(3)	226114	226206	226203	226204	226208		

CAUTION: Do not use smaller fan(s) than those recommended. Cooling problems may result.

(1) The recommended fan(s) for primary cooling are based on required airflow for that vehicle. Measure available core space to verify the fan(s) will fit. See page 320 for fan dimensions.

(2) For add-on cooling, use the largest fan that will fit. Allow 1" clearance between the fan and closest vehicle component. See electrical guide for fan dimensions.

(3) Air volume requirements too large for electric fans. Use fan clutch. See Fan Clutch applications.




ELECTRIC FANS

Application Guide

RAPID-COOL®/THIN-LINE

FAN CONTROLLERS



YEAR	ENGINE	APPLICATION	PRIMARY COOLING (1)	ADD-ON COOLING (2)	PRESET	ECONO ADJUSTABLE	PREMIUM ADJUSTABLE PUSH-IN	PREMIUM ADJUSTABLE SCREW-IN	
FORD CARS AND MINI VANS									
94-93	4 Cyl. 1.3L		226112	226110	226206	226203	226204	226208	
	4 Cyl. 1.8L		226112	226110	226206	226203	226204	226208	
	4 Cyl. 1.9L		226112	226110	226206	226203	226204	226208	
	4 Cyl. 2.0L		226112	226110	226206	226203	226204	226208	
	4 Cyl. 2.3L		226114	226112	226206	226203	226204	226208	
	6 Cyl. 2.5L		226114	226112	226206	226203	226204	226208	
	6 Cyl. 3.0L		226116 or 226216	226112	226206	226203	226204	226208	
	6 Cyl. 3.2L		226116 or 226216	226112	226206	226203	226204	226208	
	6 Cyl. 3.8L		Two 226114s	226112	226206	226203	226204	226208	
	6 Cyl. 4.0L		Two 226114s	226112	226206	226203	226204	226208	
	8 Cyl. 4.6L		Two 226114s	226112	226206	226203	226204	226208	
	8 Cyl. 5.0L		(3)	226112	226206	226203	226204	226208	
	92	4 Cyl. 1.3L		226112	226110	226206	226203	226204	226208
		4 Cyl. 1.8L		226112	226110	226206	226203	226204	226208
4 Cyl. 1.9L			226112	226110	226206	226203	226204	226208	
4 Cyl. 2.2L			226114	226112	226206	226203	226204	226208	
4 Cyl. 2.3L			226114	226112	226206	226203	226204	226208	
6 Cyl. 3.0L			226116 or 226216	226112	226206	226203	226204	226208	
6 Cyl. 3.8L			Two 226114s	226112	226206	226203	226204	226208	
6 Cyl. 4.0L			Two 226114s	226112	226206	226203	226204	226208	
8 Cyl. 4.6L			Two 226114s	226112	226206	226203	226204	226208	
8 Cyl. 5.0L			(3)	226112	226206	226203	226204	226208	
91	4 Cyl. 1.3L		226112	226110	226206	226203	226204	226208	
	4 Cyl. 1.8L		226112	226110	226206	226203	226204	226208	
	4 Cyl. 1.9L		226112	226110	226206	226203	226204	226208	
	4 Cyl. 2.2L		226114	226112	226206	226203	226204	226208	
	4 Cyl. 2.3L		226114	226112	226206	226203	226204	226208	
	4 Cyl. 2.5L		226114	226112	226206	226203	226204	226208	
	6 Cyl. 3.0L		226116 or 226216	226112	226206	226203	226204	226208	
	6 Cyl. 3.8L		Two 226114s	226112	226206	226203	226204	226208	
	6 Cyl. 4.0L		Two 226114s	226112	226206	226203	226204	226208	
	8 Cyl. 5.0L		(3)	226112	226206	226203	226204	226208	
	8 Cyl. 5.8L		(3)	226114	226206	226203	226204	226208	
	90	4 Cyl. 1.3L		226112	226110	226206	226203	226204	226208
4 Cyl. 1.9L			226112	226110	226206	226203	226204	226208	
4 Cyl. 2.2L			226114	226112	226206	226203	226204	226208	
4 Cyl. 2.3L			226114	226112	226206	226203	226204	226208	
4 Cyl. 2.5L			226114	226112	226206	226203	226204	226208	
6 Cyl. 3.0L			226116 or 226216	226112	226206	226203	226204	226208	
6 Cyl. 3.8L			Two 226114s	226112	226206	226203	226204	226208	
6 Cyl. 4.0L			Two 226114s	226112	226206	226203	226204	226208	
8 Cyl. 5.0L			(3)	226112	226206	226203	226204	226208	
8 Cyl. 5.8L			(3)	226114	226206	226203	226204	226208	
89	4 Cyl. 1.3L		226112	226110	226206	226203	226204	226208	
	4 Cyl. 1.9L		226112	226110	226206	226203	226204	226208	
	4 Cyl. 2.2L		226114	226112	226206	226203	226204	226208	

CAUTION: Do not use smaller fan(s) than those recommended. Cooling problems may result.

(1) The recommended fan(s) for primary cooling are based on required airflow for that vehicle. Measure available core space to verify the fan(s) will fit. See page 320 for fan dimensions.

(2) For add-on cooling, use the largest fan that will fit. Allow 1" clearance between the fan and closest vehicle component. See electrical guide for fan dimensions.

(3) Air volume requirements too large for electric fans. Use fan clutch. See Fan Clutch applications.

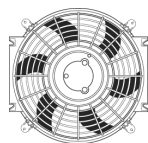


ELECTRIC FANS

Application Guide

RAPID-COOL®/THIN-LINE

FAN CONTROLLERS



ELECTRIC FANS

YEAR	ENGINE	APPLICATION	PRIMARY	ADD-ON	PRESET	ECONO	PREMIUM	PREMIUM
			COOLING	COOLING		ADJUSTABLE	ADJUSTABLE	
			(1)	(2)		ADJUSTABLE	PUSH-IN	SCREW-IN
FORD CARS AND MINI VANS								
89	4 Cyl. 2.3L		226114	226112	226206	226203	226204	226208
	4 Cyl. 2.5L		226114	226112	226206	226203	226204	226208
	6 Cyl. 3.0L		226116 or 226216	226112	226206	226203	226204	226208
	6 Cyl. 3.8L		Two 226114s	226112	226206	226203	226204	226208
	8 Cyl. 5.0L		(3)	226112	226206	226203	226204	226208
	8 Cyl. 5.8L		(3)	226114	226206	226203	226204	226208
88	4 Cyl. 1.3L		226112	226110	226206	226203	226204	226208
	4 Cyl. 1.9L		226112	226110	226206	226203	226204	226208
	4 Cyl. 2.3L		226114	226112	226206	226203	226204	226208
	4 Cyl. 2.5L		226114	226112	226206	226203	226204	226208
	6 Cyl. 3.0L		226116 or 226216	226112	226206	226203	226204	226208
	6 Cyl. 3.8L		Two 226114s	226112	226206	226203	226204	226208
	8 Cyl. 5.0L		(3)	226112	226206	226203	226204	226208
	8 Cyl. 5.8L		(3)	226114	226206	226203	226204	226208
87	4 Cyl. 1.9L		226112	226110	226206	226203	226204	226208
	4 Cyl. 2.0L		226112	226110	226206	226203	226204	226208
	4 Cyl. 2.3L		226114	226112	226206	226203	226204	226208
	4 Cyl. 2.5L		226114	226112	226206	226203	226204	226208
	6 Cyl. 3.0L		226116 or 226216	226112	226206	226203	226204	226208
	6 Cyl. 3.8L		Two 226114s	226112	226206	226203	226204	226208
	8 Cyl. 5.0L		(3)	226112	226206	226203	226204	226208
	8 Cyl. 5.8L		(3)	226114	226206	226203	226204	226208
86	4 Cyl. 1.9L		226112	226110	226206	226203	226204	226208
	4 Cyl. 2.0L		226112	226110	226206	226203	226204	226208
	4 Cyl. 2.3L		226114	226112	226206	226203	226204	226208
	4 Cyl. 2.5L		226114	226112	226206	226203	226204	226208
	6 Cyl. 2.8L		226116 or 226216	226112	226206	226203	226204	226208
	6 Cyl. 3.0L		226116 or 226216	226112	226206	226203	226204	226208
	6 Cyl. 3.8L		Two 226114s	226112	226206	226203	226204	226208
	8 Cyl. 5.0L		(3)	226112	226206	226203	226204	226208
	8 Cyl. 5.8L		(3)	226114	226206	226203	226204	226208
	85	4 Cyl. 1.6L		226112	226110	226206	226203	226204
4 Cyl. 1.9L			226112	226110	226206	226203	226204	226208
4 Cyl. 2.0L			226112	226110	226206	226203	226204	226208
4 Cyl. 2.3L			226114	226112	226206	226203	226204	226208
6 Cyl.			Two 226114s	226112	226206	226203	226204	226208
8 Cyl. 5.0L			(3)	226112	226206	226203	226204	226208
84	8 Cyl. 5.8L		(3)	226114	226206	226203	226204	226208
	4 Cyl. 1.6L		226112	226110	226206	226203	226204	226208
	4 Cyl. 2.0L		226112	226110	226206	226203	226204	226208
	4 Cyl. 2.3L		Two 226114s	226112	226206	226203	226204	226208
	6 Cyl.		Two 226114s	226112	226206	226203	226204	226208
	8 Cyl. 5.0L		(3)	226112	226206	226203	226204	226208
83	8 Cyl. 5.8L		(3)	226114	226206	226203	226204	226208
	4 Cyl. 1.6L		226112	226110	226206	226203	226204	226208
	4 Cyl. 2.3L		226114	226112	226206	226203	226204	226208

CAUTION: Do not use smaller fan(s) than those recommended. Cooling problems may result.

(1) The recommended fan(s) for primary cooling are based on required airflow for that vehicle. Measure available core space to verify the fan(s) will fit. See page 320 for fan dimensions.

(2) For add-on cooling, use the largest fan that will fit. Allow 1" clearance between the fan and closest vehicle component. See electrical guide for fan dimensions.

(3) Air volume requirements too large for electric fans. Use fan clutch. See Fan Clutch applications.




ELECTRIC FANS

Application Guide

RAPID-COOL®/THIN-LINE

FAN CONTROLLERS



YEAR	ENGINE	APPLICATION	PRIMARY COOLING (1)	ADD-ON COOLING (2)	PRESET	ECONO ADJUSTABLE	PREMIUM ADJUSTABLE PUSH-IN	PREMIUM ADJUSTABLE SCREW-IN
FORD CARS AND MINI VANS								
83	6 Cyl. 3.3L		226116 or 226216	226112	226206	226203	226204	226208
	6 Cyl. 3.8L		Two 226114s	226112	226206	226203	226204	226208
	8 Cyl. 5.0L		(3)	226112	226206	226203	226204	226208
	8 Cyl. 5.8L		(3)	226114	226206	226203	226204	226208
82	4 Cyl. 1.6L		226112	226110	226206	226203	226204	226208
	4 Cyl. 2.3L		226114	226112	226206	226203	226204	226208
	6 Cyl. 3.3L		226116 or 226216	226112	226206	226203	226204	226208
	6 Cyl. 3.8L		Two 226114s	226112	226206	226203	226204	226208
	8 Cyl. 4.2L		Two 226114s	226112	226206	226203	226204	226208
	8 Cyl. 5.0L		(3)	226112	226206	226203	226204	226208
	8 Cyl. 5.8L		(3)	226112	226206	226203	226204	226208
	8 Cyl. 5.8L		(3)	226112	226206	226203	226204	226208
81	4 Cyl. 1.6L		226112	226110	226206	226203	226204	226208
	4 Cyl. 2.3L		226114	226112	226206	226203	226204	226208
	6 Cyl.		226116 or 226216	226112	226206	226203	226204	226208
	8 Cyl. 4.2L		Two 226114s	226112	226206	226203	226204	226208
	8 Cyl. 5.0L		(3)	226112	226206	226203	226204	226208
	8 Cyl. 5.8L		(3)	226112	226206	226203	226204	226208
80	4 Cyl. 1.6L		226112	226110	226206	226203	226204	226208
	4 Cyl. 2.3L		226114	226112	226206	226203	226204	226208
	6 Cyl. 3.3L		226116 or 226216	226112	226206	226203	226204	226208
	6 Cyl. 4.1L		Two 226114s	226112	226206	226203	226204	226208
	8 Cyl. 4.2L		Two 226114s	226112	226206	226203	226204	226208
	8 Cyl. 5.0L		(3)	226112	226206	226203	226204	226208
	8 Cyl. 5.8L		(3)	226112	226206	226203	226204	226208
	8 Cyl. 5.8L		(3)	226112	226206	226203	226204	226208
79	4 Cyl. 1.6L		226112	226110	226206	226203	226204	226208
	4 Cyl. 2.3L		226114	226112	226206	226203	226204	226208
	6 Cyl. 2.8L		226114	226112	226206	226203	226204	226208
	6 Cyl. 3.3L		226116 or 226216	226112	226206	226203	226204	226208
	6 Cyl. 4.1L		Two 226114s	226112	226206	226203	226204	226208
	8 Cyl.		(3)	226112	226206	226203	226204	226208
78	4 Cyl. 1.6L		226112	226110	226206	226203	226204	226208
	4 Cyl. 2.3L		226114	226112	226206	226203	226204	226208
	6 Cyl. 2.8L		226114	226112	226206	226203	226204	226208
	6 Cyl. 3.3L		226116 or 226216	226112	226206	226203	226204	226208
	6 Cyl. 4.1L		Two 226114s	226112	226206	226203	226204	226208
	8 Cyl. 5.0L		(3)	226112	226206	226203	226204	226208
	8 Cyl. 5.8L		(3)	226112	226206	226203	226204	226208
	8 Cyl. 6.6L		(3)	226114	226206	226203	226204	226208
77-75	4 Cyl.		226116 or 226216	226112	226206	226203	226204	226208
	6 Cyl. 2.8L		226114	226112	226206	226203	226204	226208
	6 Cyl. 3.3L		226116 or 226216	226112	226206	226203	226204	226208
	6 Cyl. 4.1L		Two 226114s	226112	226206	226203	226204	226208
	8 Cyl. 5.0L		(3)	226112	226206	226203	226204	226208
	8 Cyl. 5.8L		(3)	226112	226206	226203	226204	226208
8 Cyl. 6.6L		(3)	226114	226206	226203	226204	226208	

CAUTION: Do not use smaller fan(s) than those recommended. Cooling problems may result.

(1) The recommended fan(s) for primary cooling are based on required airflow for that vehicle. Measure available core space to verify the fan(s) will fit. See page 320 for fan dimensions.

(2) For add-on cooling, use the largest fan that will fit. Allow 1" clearance between the fan and closest vehicle component. See electrical guide for fan dimensions.

(3) Air volume requirements too large for electric fans. Use fan clutch. See Fan Clutch applications.

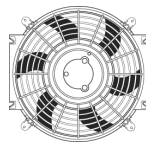


ELECTRIC FANS

Application Guide

RAPID-COOL®/THIN-LINE

FAN CONTROLLERS



ELECTRIC FANS

YEAR	ENGINE	APPLICATION	PRIMARY COOLING (1)	ADD-ON COOLING (2)	PRESET	ECONO ADJUSTABLE	PREMIUM ADJUSTABLE PUSH-IN	PREMIUM ADJUSTABLE SCREW-IN	
FORD CARS AND MINI VANS									
77-75	8 Cyl. 7.5L		(3)	226114	226206	226203	226204	226208	
74	4 Cyl. 2.0L		226112	226110	226206	226203	226204	226208	
	4 Cyl. 2.3L		226114	226112	226206	226203	226204	226208	
	6 Cyl. 2.8L		226114	226112	226206	226203	226204	226208	
	6 Cyl. 3.3L		226116 or 226216	226112	226206	226203	226204	226208	
	6 Cyl. 4.1L		Two 226114s	226112	226206	226203	226204	226208	
	8 Cyl. 5.0L		(3)	226112	226206	226203	226204	226208	
	8 Cyl. 5.8L		(3)	226112	226206	226203	226204	226208	
	8 Cyl. 6.6L		(3)	226114	226206	226203	226204	226208	
	8 Cyl. 7.5L		(3)	226114	226206	226203	226204	226208	
	73	4 Cyl.		226112	226110	226206	226203	226204	226208
6 Cyl. 3.3L			226116 or 226216	226112	226206	226203	226204	226208	
6 Cyl. 4.1L			Two 226114s	226112	226206	226203	226204	226208	
8 Cyl. 5.0L			(3)	226112	226206	226203	226204	226208	
8 Cyl. 5.8L			(3)	226112	226206	226203	226204	226208	
8 Cyl. 6.6L			(3)	226114	226206	226203	226204	226208	
8 Cyl. 7.0L			(3)	226114	226206	226203	226204	226208	
8 Cyl. 7.5L			(3)	226114	226206	226203	226204	226208	
72		4 Cyl.		226112	226110	226206	226203	226204	226208
		6 Cyl. 2.8L		226114	226112	226206	226203	226204	226208
	6 Cyl. 3.3L		226116 or 226216	226112	226206	226203	226204	226208	
	6 Cyl. 3.9L		Two 226114s	226112	226206	226203	226204	226208	
	6 Cyl. 4.1L		Two 226114s	226112	226206	226203	226204	226208	
	8 Cyl. 5.0L		(3)	226112	226206	226203	226204	226208	
	8 Cyl. 5.8L		(3)	226112	226206	226203	226204	226208	
	8 Cyl. 6.6L		(3)	226114	226206	226203	226204	226208	
	8 Cyl. 7.0L		(3)	226114	226206	226203	226204	226208	
	8 Cyl. 7.5L		(3)	226114	226206	226203	226204	226208	
71	4 Cyl.		226112	226110	226206	226203	226204	226208	
	6 Cyl. 2.8L		226114	226112	226206	226203	226204	226208	
	6 Cyl. 3.3L		226116 or 226216	226112	226206	226203	226204	226208	
	6 Cyl. 3.9L		Two 226114s	226112	226206	226203	226204	226208	
	6 Cyl. 4.1L		Two 226114s	226112	226206	226203	226204	226208	
	8 Cyl. 5.0L		(3)	226112	226206	226203	226204	226208	
	8 Cyl. 5.8L		(3)	226112	226206	226203	226204	226208	
	8 Cyl. 6.4L		(3)	226114	226206	226203	226204	226208	
	8 Cyl. 6.6L		(3)	226114	226206	226203	226204	226208	
	8 Cyl. 7.0L		(3)	226114	226206	226203	226204	226208	
70	4 Cyl.		226112	226110	226206	226203	226204	226208	
	6 Cyl. 2.8L		226114	226112	226206	226203	226204	226208	
	6 Cyl. 3.3L		226116 or 226216	226112	226206	226203	226204	226208	
	6 Cyl. 3.9L		Two 226114s	226112	226206	226203	226204	226208	
	6 Cyl. 4.1L		Two 226114s	226112	226206	226203	226204	226208	
	8 Cyl. 5.0L		(3)	226112	226206	226203	226204	226208	
	8 Cyl. 5.8L		(3)	226112	226206	226203	226204	226208	
	8 Cyl. 6.4L		(3)	226114	226206	226203	226204	226208	

CAUTION: Do not use smaller fan(s) than those recommended. Cooling problems may result.

(1) The recommended fan(s) for primary cooling are based on required airflow for that vehicle. Measure available core space to verify the fan(s) will fit. See page 320 for fan dimensions.

(2) For add-on cooling, use the largest fan that will fit. Allow 1" clearance between the fan and closest vehicle component. See electrical guide for fan dimensions.

(3) Air volume requirements too large for electric fans. Use fan clutch. See Fan Clutch applications.




ELECTRIC FANS

Application Guide

RAPID-COOL®/THIN-LINE

FAN CONTROLLERS



YEAR	ENGINE	APPLICATION	PRIMARY COOLING (1)	ADD-ON COOLING (2)	PRESET	ECONO ADJUSTABLE	PREMIUM ADJUSTABLE PUSH-IN	PREMIUM ADJUSTABLE SCREW-IN	
FORD CARS AND MINI VANS									
70	8 Cyl. 7.0L		(3)	226114	226206	226203	226204	226208	
69	4 Cyl.		226112	226110	226206	226203	226204	226208	
	6 Cyl. 2.8L		226114	226112	226206	226203	226204	226208	
	6 Cyl. 3.3L		226116 or 226216	226112	226206	226203	226204	226208	
	6 Cyl. 3.9L		Two 226114s	226112	226206	226203	226204	226208	
	6 Cyl. 4.1L		Two 226114s	226112	226206	226203	226204	226208	
	8 Cyl. 4.7L		Two 226114s	226112	226206	226203	226204	226208	
	8 Cyl. 5.0L		(3)	226112	226206	226203	226204	226208	
	8 Cyl. 5.8L		(3)	226112	226206	226203	226204	226208	
	8 Cyl. 6.4L		(3)	226114	226206	226203	226204	226208	
	8 Cyl. 7.0L		(3)	226114	226206	226203	226204	226208	
68	4 Cyl.		226112	226110	226206	226203	226204	226208	
	6 Cyl. 2.8L		226114	226112	226206	226203	226204	226208	
	6 Cyl. 3.3L		226116 or 226216	226112	226206	226203	226204	226208	
	6 Cyl. 3.9L		Two 226114s	226112	226206	226203	226204	226208	
	8 Cyl. 4.7L		Two 226114s	226112	226206	226203	226204	226208	
	8 Cyl. 5.0L		(3)	226112	226206	226203	226204	226208	
	8 Cyl. 6.4L		(3)	226114	226206	226203	226204	226208	
	8 Cyl. 7.0L		(3)	226114	226206	226203	226204	226208	
	67-66	4 Cyl.		226112	226110	226206	226203	226204	226208
		6 Cyl.		226116 or 226216	226112	226206	226203	226204	226208
8 Cyl. 4.7L			Two 226114s	226112	226206	226203	226204	226208	
8 Cyl. 5.8L			(3)	226114	226206	226203	226204	226208	
8 Cyl. 6.4L			(3)	226114	226206	226203	226204	226208	
8 Cyl. 7.0L			(3)	226114	226206	226203	226204	226208	
65	4 Cyl.		226112	226110	226206	226203	226204	226208	
	6 Cyl.		226116 or 226216	226112	226206	226203	226204	226208	
	8 Cyl. 4.3L		226116 or 226216	226112	226206	226203	226204	226208	
	8 Cyl. 4.7L		Two 226114s	226112	226206	226203	226204	226208	
	8 Cyl. 5.8L		(3)	226114	226206	226203	226204	226208	
	8 Cyl. 6.4L		(3)	226114	226206	226203	226204	226208	
	8 Cyl. 7.0L		(3)	226114	226206	226203	226204	226208	
	64	4 Cyl.		226112	226110	226206	226203	226204	226208
6 Cyl. 2.4L			226114	226112	226206	226203	226204	226208	
6 Cyl. 2.6L			226114	226112	226206	226203	226204	226208	
6 Cyl. 2.8L			226114	226112	226206	226203	226204	226208	
6 Cyl. 3.3L			226116 or 226216	226112	226206	226203	226204	226208	
6 Cyl. 3.6L			226116 or 226216	226112	226206	226203	226204	226208	
6 Cyl. 3.7L			Two 226114s	226112	226206	226203	226204	226208	
8 Cyl. 4.3L			Two 226114s	226112	226206	226203	226204	226208	
8 Cyl. 4.7L			Two 226114s	226112	226206	226203	226204	226208	
8 Cyl. 5.8L			(3)	226114	226206	226203	226204	226208	
8 Cyl. 6.4L			(3)	226114	226206	226203	226204	226208	
8 Cyl. 7.0L			(3)	226114	226206	226203	226204	226208	
63		4 Cyl.		226112	226110	226206	226203	226204	226208
		6 Cyl. 2.4L		226114	226112	226206	226203	226204	226208

CAUTION: Do not use smaller fan(s) than those recommended. Cooling problems may result.

(1) The recommended fan(s) for primary cooling are based on required airflow for that vehicle. Measure available core space to verify the fan(s) will fit. See page 320 for fan dimensions.

(2) For add-on cooling, use the largest fan that will fit. Allow 1" clearance between the fan and closest vehicle component. See electrical guide for fan dimensions.

(3) Air volume requirements too large for electric fans. Use fan clutch. See Fan Clutch applications.

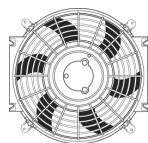


ELECTRIC FANS

Application Guide

RAPID-COOL®/THIN-LINE

FAN CONTROLLERS



ELECTRIC FANS

YEAR	ENGINE	APPLICATION	PRIMARY COOLING (1)	ADD-ON COOLING (2)	PRESET	ECONO ADJUSTABLE	PREMIUM ADJUSTABLE PUSH-IN	PREMIUM ADJUSTABLE SCREW-IN
FORD CARS AND MINI VANS								
63	6 Cyl. 2.6L		226114	226112	226206	226203	226204	226208
	6 Cyl. 2.8L		226114	226112	226206	226203	226204	226208
	6 Cyl. 3.3L		226116 or 226216	226112	226206	226203	226204	226208
	6 Cyl. 3.6L		226116 or 226216	226112	226206	226203	226204	226208
	6 Cyl. 3.7L		Two 226114s	226112	226206	226203	226204	226208
	8 Cyl. 3.6L		Two 226114s	226112	226206	226203	226204	226208
	8 Cyl. 4.3L		Two 226114s	226112	226206	226203	226204	226208
	8 Cyl. 4.7L		Two 226114s	226112	226206	226203	226204	226208
	8 Cyl. 5.8L		(3)	226114	226206	226203	226204	226208
	8 Cyl. 6.4L		(3)	226114	226206	226203	226204	226208
	8 Cyl. 6.6L		(3)	226114	226206	226203	226204	226208
	8 Cyl. 6.7L		(3)	226114	226206	226203	226204	226208
	8 Cyl. 7.0L		(3)	226114	226206	226203	226204	226208
62	4 Cyl.		226112	226110	226206	226203	226204	226208
	6 Cyl. 2.4L		226114	226112	226206	226203	226204	226208
	6 Cyl. 2.6L		226114	226112	226206	226203	226204	226208
	6 Cyl. 2.8L		226114	226112	226206	226203	226204	226208
	6 Cyl. 3.6L		226116 or 226216	226112	226206	226203	226204	226208
	6 Cyl. 3.7L		Two 226114s	226112	226206	226203	226204	226208
	8 Cyl. 3.6L		Two 226114s	226112	226206	226203	226204	226208
	8 Cyl. 4.3L		Two 226114s	226112	226206	226203	226204	226208
	8 Cyl. 4.8L		Two 226114s	226112	226206	226203	226204	226208
	8 Cyl. 5.8L		(3)	226114	226206	226203	226204	226208
	8 Cyl. 6.4L		(3)	226114	226206	226203	226204	226208
	8 Cyl. 6.6L		(3)	226114	226206	226203	226204	226208
	8 Cyl. 6.7L		(3)	226114	226206	226203	226204	226208
61	4 Cyl.		226112	226110	226206	226203	226204	226208
	6 Cyl. 2.4L		226114	226112	226206	226203	226204	226208
	6 Cyl. 2.6L		226114	226112	226206	226203	226204	226208
	6 Cyl. 2.8L		226114	226112	226206	226203	226204	226208
	6 Cyl. 3.6L		226116 or 226216	226112	226206	226203	226204	226208
	6 Cyl. 3.7L		Two 226114s	226112	226206	226203	226204	226208
	8 Cyl. 4.8L		Two 226114s	226112	226206	226203	226204	226208
	8 Cyl. 5.8L		(3)	226112	226206	226203	226204	226208
	8 Cyl. 6.4L		(3)	226112	226206	226203	226204	226208
60	4 Cyl.		226112	226110	226206	226203	226204	226208
	6 Cyl. 2.4L		226114	226112	226206	226203	226204	226208
	6 Cyl. 2.6L		226114	226112	226206	226203	226204	226208
	6 Cyl. 2.8L		226114	226112	226206	226203	226204	226208
	6 Cyl. 3.6L		226116 or 226216	226112	226206	226203	226204	226208
	6 Cyl. 3.7L		Two 226114s	226112	226206	226203	226204	226208
	8 Cyl. 4.8L		Two 226114s	226112	226206	226203	226204	226208
	8 Cyl. 5.8L		(3)	226114	226206	226203	226204	226208
	8 Cyl. 7.0L		(3)	226114	226206	226203	226204	226208
59	4 Cyl.		226112	226110	226206	226203	226204	226208
	6 Cyl.		Two 226114s	226112	226206	226203	226204	226208

CAUTION: Do not use smaller fan(s) than those recommended. Cooling problems may result.

(1) The recommended fan(s) for primary cooling are based on required airflow for that vehicle. Measure available core space to verify the fan(s) will fit. See page 320 for fan dimensions.

(2) For add-on cooling, use the largest fan that will fit. Allow 1" clearance between the fan and closest vehicle component. See electrical guide for fan dimensions.

(3) Air volume requirements too large for electric fans. Use fan clutch. See Fan Clutch applications.




ELECTRIC FANS

Application Guide

RAPID-COOL®/THIN-LINE

FAN CONTROLLERS



YEAR	ENGINE	APPLICATION	PRIMARY COOLING (1)	ADD-ON COOLING (2)	PRESET	ECONO ADJUSTABLE	PREMIUM ADJUSTABLE PUSH-IN	PREMIUM ADJUSTABLE SCREW-IN
FORD CARS AND MINI VANS								
59	8 Cyl. 4.8L		Two 226114s	226112	226206	226203	226204	226208
	8 Cyl. 5.4L		(3)	226114	226206	226203	226204	226208
	8 Cyl. 5.8L		(3)	226114	226206	226203	226204	226208
	8 Cyl. 5.9L		(3)	226114	226206	226203	226204	226208
	8 Cyl. 7.0L		(3)	226114	226206	226203	226204	226208
58	4 Cyl.		226112	226110	226206	226203	226204	226208
	6 Cyl.		Two 226114s	226112	226206	226203	226204	226208
	8 Cyl. 4.4L		Two 226114s	226112	226206	226203	226204	226208
	8 Cyl. 4.8L		Two 226114s	226112	226206	226203	226204	226208
	8 Cyl. 5.4L		(3)	226114	226206	226203	226204	226208
	8 Cyl. 5.8L		(3)	226114	226206	226203	226204	226208
	8 Cyl. 5.9L		(3)	226114	226206	226203	226204	226208
	4 Cyl.		226112	226110	226206	226203	226204	226208
57	6 Cyl.		Two 226114s	226112	226206	226203	226204	226208
	8 Cyl. 4.4L		Two 226114s	226112	226206	226203	226204	226208
	8 Cyl. 4.5L		Two 226114s	226112	226206	226203	226204	226208
	8 Cyl. 4.8L		Two 226114s	226112	226206	226203	226204	226208
	8 Cyl. 5.1L		(3)	226114	226206	226203	226204	226208
	8 Cyl. 5.8L		(3)	226114	226206	226203	226204	226208
	4 Cyl.		226112	226110	226206	226203	226204	226208
	6 Cyl.		Two 226114s	226112	226206	226203	226204	226208
56	8 Cyl. 4.4L		Two 226114s	226112	226206	226203	226204	226208
	8 Cyl. 4.8L		Two 226114s	226112	226206	226203	226204	226208
	8 Cyl. 5.1L		(3)	226114	226206	226203	226204	226208
	4 Cyl.		226112	226110	226206	226203	226204	226208
55-46	6 Cyl.		Two 226114s	226112	226206	226203	226204	226208
	8 Cyl.		Two 226114s	226112	226206	226203	226204	226208
	All Eng.		Two 226114s	226112	226206	226203	226204	226208
FORD TRUCKS AND SUVs								
15	4 Cyl. 1.6L		226112	226110	226206	226203	226204	226208
	4 Cyl. 2.0L		226114	226110	226206	226203	226204	226208
	4 Cyl. 2.5L		226114	226112	226206	226203	226204	226208
	6 Cyl.		Two 226114s	226112	226206	226203	226204	226208
	8 Cyl.		(3)	226114	226206	226203	226204	226208
14-13	10 Cyl.		(3)	226114	226206	226203	226204	226208
	4 Cyl. 1.6L		226112	226110	226206	226203	226204	226208
	4 Cyl. 2.0L		226114	226112	226206	226203	226204	226208
	4 Cyl. 2.5L		226114	226112	226206	226203	226204	226208
	6 Cyl.		Two 226114s	226112	226206	226203	226204	226208
12	8 Cyl.		(3)	226114	226206	226203	226204	226208
	10 Cyl.		(3)	226114	226206	226203	226204	226208
	4 Cyl.		226114	226112	226206	226203	226204	226208
	6 Cyl.		Two 226114s	226112	226206	226203	226204	226208
	8 Cyl.		(3)	226114	226206	226203	226204	226208
	10 Cyl.		(3)	226114	226206	226203	226204	226208

CAUTION: Do not use smaller fan(s) than those recommended. Cooling problems may result.

(1) The recommended fan(s) for primary cooling are based on required airflow for that vehicle. Measure available core space to verify the fan(s) will fit. See page 320 for fan dimensions.

(2) For add-on cooling, use the largest fan that will fit. Allow 1" clearance between the fan and closest vehicle component. See electrical guide for fan dimensions.

(3) Air volume requirements too large for electric fans. Use fan clutch. See Fan Clutch applications.

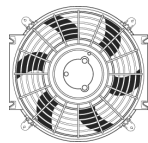


ELECTRIC FANS

Application Guide

RAPID-COOL®/THIN-LINE

FAN CONTROLLERS



YEAR	ENGINE	APPLICATION	PRIMARY COOLING (1)	ADD-ON COOLING (2)	PRESET	ECONO ADJUSTABLE	PREMIUM ADJUSTABLE PUSH-IN	PREMIUM ADJUSTABLE SCREW-IN
FORD TRUCKS AND SUVS								
11	4 Cyl.		226114	226112	226206	226203	226204	226208
	6 Cyl. 3.0L		226116 or 226216	226112	226206	226203	226204	226208
	6 Cyl. 3.5L		226116 or 226216	226112	226206	226203	226204	226208
	6 Cyl. 3.7L		226116 or 226216	226112	226206	226203	226204	226208
	6 Cyl. 4.0L		Two 226114s	226112	226206	226203	226204	226208
	8 Cyl.		(3)	226114	226206	226203	226204	226208
10	10 Cyl.		(3)	226114	226206	226203	226204	226208
	4 Cyl.		226114	226112	226206	226203	226204	226208
	6 Cyl. 3.0L		226116 or 226216	226112	226206	226203	226204	226208
	6 Cyl. 3.5L		226116 or 226216	226112	226206	226203	226204	226208
	6 Cyl. 4.0L		Two 226114s	226112	226206	226203	226204	226208
	8 Cyl. 4.6L		Two 226114s	226112	226206	226203	226204	226208
09	8 Cyl. 5.4L		(3)	226112	226206	226203	226204	226208
	8 Cyl. 6.2L		(3)	226114	226206	226203	226204	226208
	8 Cyl. 6.4L		(3)	226114	226206	226203	226204	226208
	10 Cyl.		(3)	226114	226206	226203	226204	226208
	4 Cyl.		226114	226112	226206	226203	226204	226208
	6 Cyl. 3.0L		226116 or 226216	226112	226206	226203	226204	226208
08	6 Cyl. 3.5L		226116 or 226216	226112	226206	226203	226204	226208
	6 Cyl. 4.0L		Two 226114s	226112	226206	226203	226204	226208
	6 Cyl. 4.2L		Two 226114s	226112	226206	226203	226204	226208
	8 Cyl. 4.6L		Two 226114s	226114	226206	226203	226204	226208
	8 Cyl. 5.4L		(3)	226112	226206	226203	226204	226208
	8 Cyl. 6.4L		(3)	226114	226206	226203	226204	226208
07	10 Cyl.		(3)	226114	226206	226203	226204	226208
	4 Cyl.		226114	226112	226206	226203	226204	226208
	6 Cyl. 3.0L		226116 or 226216	226112	226206	226203	226204	226208
	6 Cyl. 3.5L		226116 or 226216	226112	226206	226203	226204	226208
	6 Cyl. 4.0L		Two 226114s	226112	226206	226203	226204	226208
	6 Cyl. 4.2L		Two 226114s	226112	226206	226203	226204	226208
06-05	8 Cyl. 4.6L		Two 226114s	226112	226206	226203	226204	226208
	8 Cyl. 5.4L		(3)	226112	226206	226203	226204	226208
	8 Cyl. 6.0L		(3)	226114	226206	226203	226204	226208
	10 Cyl.		(3)	226114	226206	226203	226204	226208
	4 Cyl.		226114	226112	226206	226203	226204	226208
	6 Cyl. 3.0L		226116 or 226216	226112	226206	226203	226204	226208
	6 Cyl. 4.0L		Two 226114s	226112	226206	226203	226204	226208
	6 Cyl. 4.2L		Two 226114s	226112	226206	226203	226204	226208

CAUTION: Do not use smaller fan(s) than those recommended. Cooling problems may result.

- (1) The recommended fan(s) for primary cooling are based on required airflow for that vehicle. Measure available core space to verify the fan(s) will fit. See page 320 for fan dimensions.
- (2) For add-on cooling, use the largest fan that will fit. Allow 1" clearance between the fan and closest vehicle component. See electrical guide for fan dimensions.
- (3) Air volume requirements too large for electric fans. Use fan clutch. See Fan Clutch applications.

ELECTRIC FANS




ELECTRIC FANS

Application Guide

RAPID-COOL®/THIN-LINE

FAN CONTROLLERS



YEAR	ENGINE	APPLICATION	PRIMARY COOLING (1)	ADD-ON COOLING (2)	PRESET	ECONO ADJUSTABLE	PREMIUM ADJUSTABLE PUSH-IN	PREMIUM ADJUSTABLE SCREW-IN
FORD TRUCKS AND SUVS								
06-05	8 Cyl. 4.6L		Two 226114s	226112	226206	226203	226204	226208
	8 Cyl. 5.4L		(3)	226112	226206	226203	226204	226208
	8 Cyl. 6.0L		(3)	226114	226206	226203	226204	226208
	10 Cyl.		(3)	226114	226206	226203	226204	226208
04	4 Cyl. 2.0L		226112	226110	226206	226203	226204	226208
	4 Cyl. 2.3L		226114	226112	226206	226203	226204	226208
	6 Cyl. 3.0L		226116 or 226216	226112	226206	226203	226204	226208
	6 Cyl. 4.0L		Two 226114s	226112	226206	226203	226204	226208
	6 Cyl. 4.2L		Two 226114s	226112	226206	226203	226204	226208
	8 Cyl. 4.6L		Two 226114s	226112	226206	226203	226204	226208
	8 Cyl. 5.4L		(3)	226112	226206	226203	226204	226208
	8 Cyl. 6.0L		(3)	226114	226206	226203	226204	226208
	10 Cyl.		(3)	226114	226206	226203	226204	226208
	03	4 Cyl. 2.0L		226112	226110	226206	226203	226204
4 Cyl. 2.3L			226114	226112	226206	226203	226204	226208
6 Cyl. 3.0L			226116 or 226216	226112	226206	226203	226204	226208
6 Cyl. 4.0L			Two 226114s	226112	226206	226203	226204	226208
6 Cyl. 4.2L			Two 226114s	226112	226206	226203	226204	226208
8 Cyl. 4.6L			Two 226114s	226112	226206	226203	226204	226208
8 Cyl. 5.4L			(3)	226112	226206	226203	226204	226208
8 Cyl. 6.0L			(3)	226114	226206	226203	226204	226208
8 Cyl. 7.3L			(3)	226114	226206	226203	226204	226208
10 Cyl.			(3)	226114	226206	226203	226204	226208
02	4 Cyl. 2.0L		226112	226110	226206	226203	226204	226208
	4 Cyl. 2.3L		226114	226112	226206	226203	226204	226208
	6 Cyl. 3.0L		226116 or 226216	226112	226206	226203	226204	226208
	6 Cyl. 4.0L		Two 226114s	226112	226206	226203	226204	226208
	6 Cyl. 4.2L		Two 226114s	226112	226206	226203	226204	226208
	8 Cyl. 4.6L		Two 226114s	226112	226206	226203	226204	226208
	8 Cyl. 5.4L		(3)	226112	226206	226203	226204	226208
	8 Cyl. 7.3L		(3)	226114	226206	226203	226204	226208
	10 Cyl.		(3)	226114	226206	226203	226204	226208
	01	4 Cyl. 2.0L		226112	226110	226206	226203	226204
4 Cyl. 2.3L			226114	226112	226206	226203	226204	226208
4 Cyl. 2.5L			226114	226112	226206	226203	226204	226208
6 Cyl. 3.0L			226116 or 226216	226112	226206	226203	226204	226208
6 Cyl. 4.0L			Two 226114s	226112	226206	226203	226204	226208
6 Cyl. 4.2L			Two 226114s	226112	226206	226203	226204	226208
8 Cyl. 4.6L			Two 226114s	226112	226206	226203	226204	226208
8 Cyl. 5.0L			(3)	226112	226206	226203	226204	226208
8 Cyl. 5.4L			(3)	226112	226206	226203	226204	226208
8 Cyl. 7.3L			(3)	226114	226206	226203	226204	226208
00-99	10 Cyl.		(3)	226114	226206	226203	226204	226208
	4 Cyl.		226114	226112	226206	226203	226204	226208
	6 Cyl. 3.0L		226116 or 226216	226112	226206	226203	226204	226208
	6 Cyl. 4.0L		Two 226114s	226112	226206	226203	226204	226208

CAUTION: Do not use smaller fan(s) than those recommended. Cooling problems may result.

(1) The recommended fan(s) for primary cooling are based on required airflow for that vehicle. Measure available core space to verify the fan(s) will fit. See page 320 for fan dimensions.

(2) For add-on cooling, use the largest fan that will fit. Allow 1" clearance between the fan and closest vehicle component. See electrical guide for fan dimensions.

(3) Air volume requirements too large for electric fans. Use fan clutch. See Fan Clutch applications.

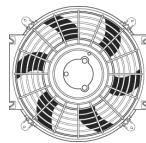


ELECTRIC FANS

Application Guide

RAPID-COOL®/THIN-LINE

FAN CONTROLLERS



ELECTRIC FANS

YEAR	ENGINE	APPLICATION	PRIMARY COOLING (1)	ADD-ON COOLING (2)	PRESET	ECONO ADJUSTABLE	PREMIUM ADJUSTABLE PUSH-IN	PREMIUM ADJUSTABLE SCREW-IN
FORD TRUCKS AND SUVS								
00-99	6 Cyl. 4.2L		Two 226114s	226112	226206	226203	226204	226208
	8 Cyl. 4.6L		Two 226114s	226112	226206	226203	226204	226208
	8 Cyl. 5.0L		(3)	226112	226206	226203	226204	226208
	8 Cyl. 5.4L		(3)	226112	226206	226203	226204	226208
	8 Cyl. 7.3L		(3)	226114	226206	226203	226204	226208
	10 Cyl.		(3)	226114	226206	226203	226204	226208
98	4 Cyl.		226114	226112	226206	226203	226204	226208
	6 Cyl. 3.0L		226116 or 226216	226112	226206	226203	226204	226208
	6 Cyl. 4.0L		Two 226114s	226112	226206	226203	226204	226208
	6 Cyl. 4.2L		Two 226114s	226112	226206	226203	226204	226208
	8 Cyl. 4.6L		Two 226114s	226112	226206	226203	226204	226208
	8 Cyl. 5.0L		(3)	226112	226206	226203	226204	226208
	8 Cyl. 5.4L		(3)	226112	226206	226203	226204	226208
97	4 Cyl.		226114	226112	226206	226203	226204	226208
	6 Cyl. 3.0L		226116 or 226216	226112	226206	226203	226204	226208
	6 Cyl. 4.0L		Two 226114s	226112	226206	226203	226204	226208
	6 Cyl. 4.2L		Two 226114s	226112	226206	226203	226204	226208
	8 Cyl. 4.6L		Two 226114s	226112	226206	226203	226204	226208
	8 Cyl. 5.0L		(3)	226112	226206	226203	226204	226208
	8 Cyl. 5.4L		(3)	226112	226206	226203	226204	226208
	8 Cyl. 5.8L		(3)	226112	226206	226203	226204	226208
	8 Cyl. 7.3L		(3)	226114	226206	226203	226204	226208
	8 Cyl. 7.5L		(3)	226114	226206	226203	226204	226208
96-93	4 Cyl.		226114	226112	226206	226203	226204	226208
	6 Cyl. 3.0L		226116 or 226216	226112	226206	226203	226204	226208
	6 Cyl. 4.0L		Two 226114s	226112	226206	226203	226204	226208
	6 Cyl. 4.9L		Two 226114s	226112	226206	226203	226204	226208
	8 Cyl. 5.0L		(3)	226112	226206	226203	226204	226208
	8 Cyl. 5.8L		(3)	226112	226206	226203	226204	226208
	8 Cyl. 7.3L		(3)	226114	226206	226203	226204	226208
	8 Cyl. 7.5L		(3)	226114	226206	226203	226204	226208
92-91	4 Cyl.		226114	226112	226206	226203	226204	226208
	6 Cyl. 2.9L		226116 or 226216	226112	226206	226203	226204	226208
	6 Cyl. 3.0L		226116 or 226216	226112	226206	226203	226204	226208
	6 Cyl. 4.0L		Two 226114s	226112	226206	226203	226204	226208
	6 Cyl. 4.9L		Two 226114s	226112	226206	226203	226204	226208
	8 Cyl. 5.0L		(3)	226112	226206	226203	226204	226208
	8 Cyl. 5.8L		(3)	226112	226206	226203	226204	226208
	8 Cyl. 7.3L		(3)	226114	226206	226203	226204	226208
	8 Cyl. 7.5L		(3)	226114	226206	226203	226204	226208
90	4 Cyl.		226114	226112	226206	226203	226204	226208
	6 Cyl. 2.9L		226116 or 226216	226112	226206	226203	226204	226208
	6 Cyl. 4.0L		226116 or 226216	226112	226206	226203	226204	226208
	6 Cyl. 4.9L		Two 226114s	226112	226206	226203	226204	226208
	8 Cyl. 5.0L		(3)	226112	226206	226203	226204	226208
	8 Cyl. 5.8L		(3)	226112	226206	226203	226204	226208

CAUTION: Do not use smaller fan(s) than those recommended. Cooling problems may result.

(1) The recommended fan(s) for primary cooling are based on required airflow for that vehicle. Measure available core space to verify the fan(s) will fit. See page 320 for fan dimensions.

(2) For add-on cooling, use the largest fan that will fit. Allow 1" clearance between the fan and closest vehicle component. See electrical guide for fan dimensions.

(3) Air volume requirements too large for electric fans. Use fan clutch. See Fan Clutch applications.




ELECTRIC FANS

Application Guide

RAPID-COOL®/THIN-LINE

FAN CONTROLLERS



YEAR	ENGINE	APPLICATION	PRIMARY COOLING (1)	ADD-ON COOLING (2)	PRESET	ECONO ADJUSTABLE	PREMIUM ADJUSTABLE PUSH-IN	PREMIUM ADJUSTABLE SCREW-IN
90	8 Cyl. 7.3L		(3)	226114	226206	226203	226204	226208
	8 Cyl. 7.5L		(3)	226114	226206	226203	226204	226208
89	4 Cyl.		226114	226112	226206	226203	226204	226208
	6 Cyl. 2.9L		226116 or 226216	226112	226206	226203	226204	226208
	6 Cyl. 4.9L		Two 226114s	226112	226206	226203	226204	226208
	8 Cyl. 5.0L		(3)	226112	226206	226203	226204	226208
	8 Cyl. 5.8L		(3)	226112	226206	226203	226204	226208
	8 Cyl. 7.3L		(3)	226114	226206	226203	226204	226208
	8 Cyl. 7.5L		(3)	226114	226206	226203	226204	226208
88	4 Cyl. 2.0L		226112	226110	226206	226203	226204	226208
	4 Cyl. 2.3L		226114	226112	226206	226203	226204	226208
	6 Cyl. 2.9L		226116 or 226216	226112	226206	226203	226204	226208
	6 Cyl. 4.9L		Two 226114s	226112	226206	226203	226204	226208
	8 Cyl. 5.0L		(3)	226112	226206	226203	226204	226208
	8 Cyl. 5.8L		(3)	226112	226206	226203	226204	226208
	8 Cyl. 7.3L		(3)	226114	226206	226203	226204	226208
	8 Cyl. 7.5L		(3)	226114	226206	226203	226204	226208
87-86	4 Cyl. 2.0L		226112	226110	226206	226203	226204	226208
	4 Cyl. 2.3L		226114	226112	226206	226203	226204	226208
	6 Cyl. 2.9L		226116 or 226216	226112	226206	226203	226204	226208
	6 Cyl. 4.9L		Two 226114s	226112	226206	226203	226204	226208
	8 Cyl. 5.0L		(3)	226112	226206	226203	226204	226208
	8 Cyl. 5.8L		(3)	226112	226206	226203	226204	226208
	8 Cyl. 6.9L		(3)	226114	226206	226203	226204	226208
	8 Cyl. 7.5L		(3)	226114	226206	226203	226204	226208
85	4 Cyl. 2.0L		226112	226110	226206	226203	226204	226208
	4 Cyl. 2.3L		226114	226112	226206	226203	226204	226208
	6 Cyl.		Two 226114s	226112	226206	226203	226204	226208
	8 Cyl. 5.0L		(3)	226112	226206	226203	226204	226208
	8 Cyl. 5.8L		(3)	226112	226206	226203	226204	226208
	8 Cyl. 6.9L		(3)	226114	226206	226203	226204	226208
	8 Cyl. 7.5L		(3)	226114	226206	226203	226204	226208
84-83	4 Cyl. 2.0L		226112	226110	226206	226203	226204	226208
	4 Cyl. 2.2L		226114	226112	226206	226203	226204	226208
	4 Cyl. 2.3L		226114	226112	226206	226203	226204	226208
	6 Cyl.		Two 226114s	226112	226206	226203	226204	226208
	8 Cyl. 5.0L		(3)	226112	226206	226203	226204	226208
	8 Cyl. 5.8L		(3)	226112	226206	226203	226204	226208
	8 Cyl. 6.9L		(3)	226114	226206	226203	226204	226208
	8 Cyl. 7.5L		(3)	226114	226206	226203	226204	226208
82-81	4 Cyl.		226112	226110	226206	226203	226204	226208
	6 Cyl.		Two 226114s	226112	226206	226203	226204	226208
	8 Cyl. 4.2L		Two 226114s	226112	226206	226203	226204	226208
	8 Cyl. 5.0L		(3)	226112	226206	226203	226204	226208
	8 Cyl. 5.8L		(3)	226112	226206	226203	226204	226208
	8 Cyl. 6.6L		(3)	226114	226206	226203	226204	226208

CAUTION: Do not use smaller fan(s) than those recommended. Cooling problems may result.

(1) The recommended fan(s) for primary cooling are based on required airflow for that vehicle. Measure available core space to verify the fan(s) will fit. See page 320 for fan dimensions.

(2) For add-on cooling, use the largest fan that will fit. Allow 1" clearance between the fan and closest vehicle component. See electrical guide for fan dimensions.

(3) Air volume requirements too large for electric fans. Use fan clutch. See Fan Clutch applications.

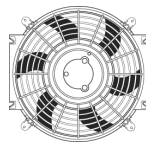


ELECTRIC FANS

Application Guide

RAPID-COOL®/THIN-LINE

FAN CONTROLLERS



ELECTRIC FANS

YEAR	ENGINE	APPLICATION	PRIMARY COOLING (1)	ADD-ON COOLING (2)	PRESET	ECONO ADJUSTABLE	PREMIUM ADJUSTABLE PUSH-IN	PREMIUM ADJUSTABLE SCREW-IN
FORD TRUCKS AND SUVs								
80	4 Cyl.		226112	226110	226206	226203	226204	226208
	6 Cyl.		Two 226114s	226112	226206	226203	226204	226208
	8 Cyl. 5.0L		(3)	226112	226206	226203	226204	226208
	8 Cyl. 5.8L		(3)	226112	226206	226203	226204	226208
	8 Cyl. 6.6L		(3)	226114	226206	226203	226204	226208
79-78	4 Cyl.		226112	226110	226206	226203	226204	226208
	6 Cyl.		Two 226114s	226112	226206	226203	226204	226208
	8 Cyl. 5.0L		(3)	226112	226206	226203	226204	226208
	8 Cyl. 5.8L		(3)	226112	226206	226203	226204	226208
	8 Cyl. 6.6L		(3)	226114	226206	226203	226204	226208
77	4 Cyl.		226112	226110	226206	226203	226204	226208
	6 Cyl.		Two 226114s	226112	226206	226203	226204	226208
	8 Cyl. 5.0L		(3)	226112	226206	226203	226204	226208
	8 Cyl. 5.4L		(3)	226114	226206	226203	226204	226208
	8 Cyl. 5.8L		(3)	226112	226206	226203	226204	226208
76-75	8 Cyl. 5.9L		(3)	226112	226206	226203	226204	226208
	8 Cyl. 6.4L		(3)	226114	226206	226203	226204	226208
	8 Cyl. 6.6L		(3)	226114	226206	226203	226204	226208
	8 Cyl. 7.5L		(3)	226114	226206	226203	226204	226208
	4 Cyl.		226112	226110	226206	226203	226204	226208
	6 Cyl.		226116 or 226216	226112	226206	226203	226204	226208
	8 Cyl. 5.0L		(3)	226112	226206	226203	226204	226208
	8 Cyl. 5.4L		(3)	226114	226206	226203	226204	226208
	8 Cyl. 5.8L		(3)	226114	226206	226203	226204	226208
	8 Cyl. 5.9L		(3)	226112	226206	226203	226204	226208
74	8 Cyl. 6.4L		(3)	226114	226206	226203	226204	226208
	8 Cyl. 6.6L		(3)	226114	226206	226203	226204	226208
	8 Cyl. 7.5L		(3)	226114	226206	226203	226204	226208
	4 Cyl.		226112	226110	226206	226203	226204	226208
	6 Cyl.		Two 226114s	226112	226206	226203	226204	226208
	8 Cyl. 5.0L		(3)	226112	226206	226203	226204	226208
	8 Cyl. 5.8L		(3)	226114	226206	226203	226204	226208
	8 Cyl. 5.9L		(3)	226112	226206	226203	226204	226208
	8 Cyl. 6.4L		(3)	226114	226206	226203	226204	226208
	8 Cyl. 6.6L		(3)	226114	226206	226203	226204	226208
73	8 Cyl. 6.7L		(3)	226114	226206	226203	226204	226208
	8 Cyl. 7.5L		(3)	226114	226206	226203	226204	226208
	4 Cyl.		226112	226110	226206	226203	226204	226208
	6 Cyl.		Two 226114s	226112	226206	226203	226204	226208
	8 Cyl. 5.0L		(3)	226112	226206	226203	226204	226208
	8 Cyl. 5.8L		(3)	226114	226206	226203	226204	226208
	8 Cyl. 5.9L		(3)	226112	226206	226203	226204	226208
8 Cyl. 6.4L		(3)	226114	226206	226203	226204	226208	
8 Cyl. 6.6L		(3)	226114	226206	226203	226204	226208	
8 Cyl. 7.0L		(3)	226114	226206	226203	226204	226208	

CAUTION: Do not use smaller fan(s) than those recommended. Cooling problems may result.

(1) The recommended fan(s) for primary cooling are based on required airflow for that vehicle. Measure available core space to verify the fan(s) will fit. See page 320 for fan dimensions.

(2) For add-on cooling, use the largest fan that will fit. Allow 1" clearance between the fan and closest vehicle component. See electrical guide for fan dimensions.

(3) Air volume requirements too large for electric fans. Use fan clutch. See Fan Clutch applications.




ELECTRIC FANS

Application Guide

RAPID-COOL®/THIN-LINE

FAN CONTROLLERS



YEAR	ENGINE	APPLICATION	PRIMARY COOLING (1)	ADD-ON COOLING (2)	PRESET	ECONO ADJUSTABLE	PREMIUM ADJUSTABLE PUSH-IN	PREMIUM ADJUSTABLE SCREW-IN
73	8 Cyl. 7.5L		(3)	226114	226206	226203	226204	226208
72	4 Cyl.		226112	226110	226206	226203	226204	226208
	6 Cyl. 2.8L		226114	226112	226206	226203	226204	226208
	6 Cyl. 3.9L		Two 226114s	226112	226206	226203	226204	226208
	6 Cyl. 4.1L		Two 226114s	226112	226206	226203	226204	226208
	6 Cyl. 4.9L		Two 226114s	226112	226206	226203	226204	226208
	8 Cyl. 5.0L		(3)	226112	226206	226203	226204	226208
	8 Cyl. 5.8L		(3)	226114	226206	226203	226204	226208
	8 Cyl. 5.9L		(3)	226112	226206	226203	226204	226208
	8 Cyl. 6.4L		(3)	226114	226206	226203	226204	226208
	8 Cyl. 6.6L		(3)	226114	226206	226203	226204	226208
	8 Cyl. 7.0L		(3)	226114	226206	226203	226204	226208
71-69	6 Cyl. 2.8L		226114	226112	226206	226203	226204	226208
	6 Cyl. 3.9L		Two 226114s	226112	226206	226203	226204	226208
	6 Cyl. 4.1L		Two 226114s	226112	226206	226203	226204	226208
	6 Cyl. 4.9L		Two 226114s	226112	226206	226203	226204	226208
	8 Cyl. 5.0L		(3)	226112	226206	226203	226204	226208
	8 Cyl. 5.8L		(3)	226114	226206	226203	226204	226208
	8 Cyl. 5.9L		(3)	226112	226206	226203	226204	226208
	8 Cyl. 6.4L		(3)	226114	226206	226203	226204	226208
	8 Cyl. 7.0L		(3)	226114	226206	226203	226204	226208
68	6 Cyl. 2.8L		226114	226112	226206	226203	226204	226208
	6 Cyl. 3.3L		Two 226114s	226112	226206	226203	226204	226208
	6 Cyl. 3.9L		Two 226114s	226112	226206	226203	226204	226208
	6 Cyl. 4.9L		Two 226114s	226112	226206	226203	226204	226208
	8 Cyl. 4.7L		Two 226114s	226112	226206	226203	226204	226208
	8 Cyl. 5.0L		(3)	226112	226206	226203	226204	226208
	8 Cyl. 5.9L		(3)	226112	226206	226203	226204	226208
	8 Cyl. 6.4L		(3)	226114	226206	226203	226204	226208
	8 Cyl. 7.0L		(3)	226114	226206	226203	226204	226208
67	6 Cyl.		Two 226114s	226112	226206	226203	226204	226208
	8 Cyl. 4.7L		Two 226114s	226112	226206	226203	226204	226208
	8 Cyl. 5.8L		(3)	226112	226206	226203	226204	226208
	8 Cyl. 6.4L		(3)	226114	226206	226203	226204	226208
66	6 Cyl.		Two 226114s	226112	226206	226203	226204	226208
	8 Cyl. 4.7L		Two 226114s	226112	226206	226203	226204	226208
	8 Cyl. 5.8L		(3)	226112	226206	226203	226204	226208
	8 Cyl. 5.9L		(3)	226112	226206	226203	226204	226208
65	6 Cyl.		Two 226114s	226112	226206	226203	226204	226208
	8 Cyl. 4.7L		Two 226114s	226112	226206	226203	226204	226208
	8 Cyl. 4.8L		Two 226114s	226112	226206	226203	226204	226208
	8 Cyl. 5.8L		(3)	226112	226206	226203	226204	226208
	8 Cyl. 5.9L		(3)	226112	226206	226203	226204	226208
64	6 Cyl.		Two 226114s	226112	226206	226203	226204	226208
	8 Cyl. 4.3L		Two 226114s	226114	226206	226203	226204	226208
	8 Cyl. 4.8L		Two 226114s	226112	226206	226203	226204	226208

CAUTION: Do not use smaller fan(s) than those recommended. Cooling problems may result.

(1) The recommended fan(s) for primary cooling are based on required airflow for that vehicle. Measure available core space to verify the fan(s) will fit. See page 320 for fan dimensions.

(2) For add-on cooling, use the largest fan that will fit. Allow 1" clearance between the fan and closest vehicle component. See electrical guide for fan dimensions.

(3) Air volume requirements too large for electric fans. Use fan clutch. See Fan Clutch applications.

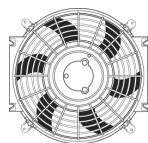


ELECTRIC FANS

Application Guide

RAPID-COOL®/THIN-LINE

FAN CONTROLLERS



ELECTRIC FANS

YEAR	ENGINE	APPLICATION	PRIMARY COOLING (1)	ADD-ON COOLING (2)	PRESET	ECONO ADJUSTABLE	PREMIUM ADJUSTABLE PUSH-IN	PREMIUM ADJUSTABLE SCREW-IN
FORD TRUCKS AND SUVS								
64	8 Cyl. 5.9L		(3)	226112	226206	226203	226204	226208
63-62	6 Cyl.		Two 226114s	226112	226206	226203	226204	226208
	8 Cyl. 4.3L		Two 226114s	226114	226206	226203	226204	226208
	8 Cyl. 4.8L		Two 226114s	226112	226206	226203	226204	226208
	8 Cyl. 5.4L		(3)	226114	226206	226203	226204	226208
61	6 Cyl.		226114	226112	226206	226203	226204	226208
	8 Cyl. 4.8L		Two 226114s	226112	226206	226203	226204	226208
	8 Cyl. 5.4L		(3)	226114	226206	226203	226204	226208
60	6 Cyl.		Two 226114s	226112	226206	226203	226204	226208
	8 Cyl. 4.8L		Two 226114s	226112	226206	226203	226204	226208
	8 Cyl. 5.4L		(3)	226114	226206	226203	226204	226208
59	6 Cyl.		Two 226114s	226112	226206	226203	226204	226208
	8 Cyl. 4.8L		Two 226114s	226112	226206	226203	226204	226208
	8 Cyl. 5.8L		(3)	226114	226206	226203	226204	226208
58-57	6 Cyl.		Two 226114s	226112	226206	226203	226204	226208
	8 Cyl. 4.4L		Two 226114s	226114	226206	226203	226204	226208
	8 Cyl. 4.8L		Two 226114s	226112	226206	226203	226204	226208
56-49	8 Cyl. 5.8L		(3)	226114	226206	226203	226204	226208
	6 Cyl.		226116 or 226216	226112	226206	226203	226204	226208
	8 Cyl.		226116 or 226216	226114	226206	226203	226204	226208
48	6 Cyl.		226116 or 226216	226112	226206	226203	226204	226208
	8 Cyl. 3.9L		226116 or 226216	226114	226206	226203	226204	226208
47-46	8 Cyl. 4.2L		(3)	226114	226206	226203	226204	226208
	6 Cyl.		226116 or 226216	226112	226206	226203	226204	226208
	8 Cyl.		226116 or 226216	226114	226206	226203	226204	226208
45-43	All Eng.		226116 or 226216	226114	226206	226203	226204	226208
42	4 Cyl.		226116 or 226216	226112	226206	226203	226204	226208
	6 Cyl.		226116 or 226216	226112	226206	226203	226204	226208
FORD VANS								
15	4 Cyl. 1.6L		226112	226110	226206	226203	226204	226208
	4 Cyl. 2.5L		226114	226112	226206	226203	226204	226208
14	4 Cyl. 1.6L		226112	226110	226206	226203	226204	226208
	4 Cyl. 2.5L		226114	226112	226206	226203	226204	226208
	8 Cyl. 4.6L		Two 226114s	226112	226206	226203	226204	226208
	8 Cyl. 5.4L		(3)	226114	226206	226203	226204	226208
13-11	10 Cyl.		(3)	226114	226206	226203	226204	226208
	4 Cyl.		226114	226112	226206	226203	226204	226208
	8 Cyl. 4.6L		Two 226114s	226112	226206	226203	226204	226208
	8 Cyl. 5.4L		(3)	226114	226206	226203	226204	226208
10	10 Cyl.		(3)	226114	226206	226203	226204	226208
	4 Cyl.		226114	226112	226206	226203	226204	226208
	8 Cyl. 4.6L		Two 226114s	226112	226206	226203	226204	226208
	8 Cyl. 5.4L		(3)	226114	226206	226203	226204	226208
	8 Cyl. 6.0L		(3)	226114	226206	226203	226204	226208
	10 Cyl.		(3)	226114	226206	226203	226204	226208

CAUTION: Do not use smaller fan(s) than those recommended. Cooling problems may result.

(1) The recommended fan(s) for primary cooling are based on required airflow for that vehicle. Measure available core space to verify the fan(s) will fit. See page 320 for fan dimensions.

(2) For add-on cooling, use the largest fan that will fit. Allow 1" clearance between the fan and closest vehicle component. See electrical guide for fan dimensions.

(3) Air volume requirements too large for electric fans. Use fan clutch. See Fan Clutch applications.




ELECTRIC FANS

Application Guide

RAPID-COOL®/THIN-LINE

FAN CONTROLLERS



YEAR	ENGINE	APPLICATION	PRIMARY COOLING (1)	ADD-ON COOLING (2)	PRESET	ECONO ADJUSTABLE	PREMIUM ADJUSTABLE PUSH-IN	PREMIUM ADJUSTABLE SCREW-IN
FORD VANS								
09-08	8 Cyl. 4.6L		Two 226114s	226112	226206	226203	226204	226208
	8 Cyl. 5.4L		(3)	226112	226206	226203	226204	226208
	8 Cyl. 6.0L		(3)	226114	226206	226203	226204	226208
	10 Cyl.		(3)	226114	226206	226203	226204	226208
07-05	6 Cyl.		Two 226114s	226112	226206	226203	226204	226208
	8 Cyl. 4.6L		Two 226114s	226112	226206	226203	226204	226208
	8 Cyl. 5.4L		(3)	226112	226206	226203	226204	226208
	8 Cyl. 6.0L		(3)	226114	226206	226203	226204	226208
04	10 Cyl.		(3)	226114	226206	226203	226204	226208
	6 Cyl.		226116 or 226216	226112	226206	226203	226204	226208
	8 Cyl. 4.6L		Two 226114s	226112	226206	226203	226204	226208
	8 Cyl. 5.4L		(3)	226112	226206	226203	226204	226208
03	8 Cyl. 6.0L		(3)	226114	226206	226203	226204	226208
	10 Cyl.		(3)	226114	226206	226203	226204	226208
	6 Cyl.		Two 226114s	226112	226206	226203	226204	226208
	8 Cyl. 4.6L		Two 226114s	226112	226206	226203	226204	226208
02-97	8 Cyl. 5.4L		(3)	226112	226206	226203	226204	226208
	8 Cyl. 7.3L		(3)	226114	226206	226203	226204	226208
	10 Cyl.		(3)	226114	226206	226203	226204	226208
	6 Cyl.		Two 226114s	226112	226206	226203	226204	226208
96-88	8 Cyl. 4.6L		Two 226114s	226112	226206	226203	226204	226208
	8 Cyl. 5.4L		(3)	226114	226206	226203	226204	226208
	8 Cyl. 7.3L		(3)	226114	226206	226203	226204	226208
	10 Cyl.		(3)	226114	226206	226203	226204	226208
87-83	8 Cyl. 7.5L		(3)	226114	226206	226203	226204	226208
	6 Cyl.		Two 226114s	226112	226206	226203	226204	226208
	8 Cyl. 5.0L		(3)	226112	226206	226203	226204	226208
	8 Cyl. 5.8L		(3)	226112	226206	226203	226204	226208
82-80	8 Cyl. 6.9L		(3)	226114	226206	226203	226204	226208
	8 Cyl. 7.5L		(3)	226114	226206	226203	226204	226208
	6 Cyl.		Two 226114s	226112	226206	226203	226204	226208
	8 Cyl. 5.0L		(3)	226112	226206	226203	226204	226208
79	8 Cyl. 5.8L		(3)	226112	226206	226203	226204	226208
	8 Cyl. 6.6L		(3)	226114	226206	226203	226204	226208
	8 Cyl. 7.5L		(3)	226114	226206	226203	226204	226208
	6 Cyl.		Two 226114s	226112	226206	226203	226204	226208
78	8 Cyl. 5.0L		(3)	226112	226206	226203	226204	226208
	8 Cyl. 5.8L		(3)	226112	226206	226203	226204	226208
	8 Cyl. 7.5L		(3)	226114	226206	226203	226204	226208
78	6 Cyl.		Two 226114s	226112	226206	226203	226204	226208
	8 Cyl. 5.8L		(3)	226112	226206	226203	226204	226208
	8 Cyl. 7.5L		(3)	226114	226206	226203	226204	226208

CAUTION: Do not use smaller fan(s) than those recommended. Cooling problems may result.

(1) The recommended fan(s) for primary cooling are based on required airflow for that vehicle. Measure available core space to verify the fan(s) will fit. See page 320 for fan dimensions.

(2) For add-on cooling, use the largest fan that will fit. Allow 1" clearance between the fan and closest vehicle component. See electrical guide for fan dimensions.

(3) Air volume requirements too large for electric fans. Use fan clutch. See Fan Clutch applications.

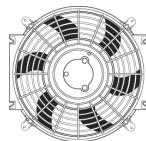


ELECTRIC FANS

Application Guide

RAPID-COOL®/THIN-LINE

FAN CONTROLLERS



ELECTRIC FANS

YEAR	ENGINE	APPLICATION	PRIMARY COOLING (1)	ADD-ON COOLING (2)	PRESET	ECONO ADJUSTABLE	PREMIUM ADJUSTABLE PUSH-IN	PREMIUM ADJUSTABLE SCREW-IN
FORD VANS								
77-76	6 Cyl.		Two 226114s	226112	226206	226203	226204	226208
	8 Cyl. 5.0L		(3)	226114	226206	226203	226204	226208
	8 Cyl. 5.8L		(3)	226112	226206	226203	226204	226208
	8 Cyl. 6.6L		(3)	226114	226206	226203	226204	226208
	8 Cyl. 7.5L		(3)	226114	226206	226203	226204	226208
75	6 Cyl.		Two 226114s	226112	226206	226203	226204	226208
	8 Cyl. 5.0L		(3)	226112	226206	226203	226204	226208
	8 Cyl. 5.8L		(3)	226112	226206	226203	226204	226208
	8 Cyl. 6.6L		(3)	226114	226206	226203	226204	226208
	8 Cyl. 7.5L		(3)	226114	226206	226203	226204	226208
74-73	6 Cyl.		Two 226114s	226112	226206	226203	226204	226208
	8 Cyl. 5.0L		(3)	226112	226206	226203	226204	226208
	8 Cyl. 5.9L		(3)	226114	226206	226203	226204	226208
	8 Cyl. 6.4L		(3)	226114	226206	226203	226204	226208
72	4 Cyl.		226114	226110	226206	226203	226204	226208
	6 Cyl.		Two 226114s	226112	226206	226203	226204	226208
	8 Cyl. 5.0L		(3)	226112	226206	226203	226204	226208
	8 Cyl. 5.9L		(3)	226114	226206	226203	226204	226208
71	8 Cyl. 6.4L		(3)	226114	226206	226203	226204	226208
	4 Cyl.		226114	226110	226206	226203	226204	226208
	6 Cyl. 2.8L		226114	226112	226206	226203	226204	226208
	6 Cyl. 3.9L		Two 226114s	226112	226206	226203	226204	226208
	6 Cyl. 4.9L		Two 226114s	226112	226206	226203	226204	226208
	8 Cyl. 5.0L		(3)	226112	226206	226203	226204	226208
	8 Cyl. 5.9L		(3)	226114	226206	226203	226204	226208
	8 Cyl. 6.4L		(3)	226114	226206	226203	226204	226208
70	4 Cyl.		(3)	226110	226206	226203	226204	226208
	6 Cyl. 2.8L		226114	226112	226206	226203	226204	226208
	6 Cyl. 3.9L		Two 226114s	226112	226206	226203	226204	226208
	6 Cyl. 4.9L		Two 226114s	226112	226206	226203	226204	226208
	8 Cyl. 5.0L		(3)	226112	226206	226203	226204	226208
	8 Cyl. 5.9L		(3)	226114	226206	226203	226204	226208
69-68	8 Cyl. 6.4L		(3)	226114	226206	226203	226204	226208
	4 Cyl.		226114	226110	226206	226203	226204	226208
	6 Cyl. 2.8L		226114	226112	226206	226203	226204	226208
	6 Cyl. 3.9L		Two 226114s	226112	226206	226203	226204	226208
	6 Cyl. 4.9L		Two 226114s	226112	226206	226203	226204	226208
	8 Cyl. 5.0L		(3)	226112	226206	226203	226204	226208
67	8 Cyl. 5.9L		(3)	226114	226206	226203	226204	226208
	8 Cyl. 6.4L		(3)	226114	226206	226203	226204	226208
	4 Cyl.		Two 226114s	226112	226206	226203	226204	226208
	6 Cyl.		Two 226114s	226112	226206	226203	226204	226208
66	8 Cyl.		(3)	226114	226206	226203	226204	226208
	All Eng.		Two 226114s	226112	226206	226203	226204	226208
65-64	4 Cyl.		226114	226110	226206	226203	226204	226208
	6 Cyl.		Two 226114s	226112	226206	226203	226204	226208

CAUTION: Do not use smaller fan(s) than those recommended. Cooling problems may result.

(1) The recommended fan(s) for primary cooling are based on required airflow for that vehicle. Measure available core space to verify the fan(s) will fit. See page 320 for fan dimensions.

(2) For add-on cooling, use the largest fan that will fit. Allow 1" clearance between the fan and closest vehicle component. See electrical guide for fan dimensions.

(3) Air volume requirements too large for electric fans. Use fan clutch. See Fan Clutch applications.




ELECTRIC FANS

Application Guide

RAPID-COOL®/THIN-LINE

FAN CONTROLLERS



YEAR	ENGINE	APPLICATION	PRIMARY COOLING (1)	ADD-ON COOLING (2)	PRESET	ECONO ADJUSTABLE	PREMIUM ADJUSTABLE PUSH-IN	PREMIUM ADJUSTABLE SCREW-IN
FORD VANS								
65-64	8 Cyl.		Two 226114s	226112	226206	226203	226204	226208
63	4 Cyl.		226114	226110	226206	226203	226204	226208
	6 Cyl.		Two 226114s	226112	226206	226203	226204	226208
62	8 Cyl.		(3)	226114	226206	226203	226204	226208
	6 Cyl.		226114	226112	226206	226203	226204	226208
61-60	8 Cyl.		Two 226114s	226112	226206	226203	226204	226208
	6 Cyl.		226114	226112	226206	226203	226204	226208
59	8 Cyl.		(3)	226112	226206	226203	226204	226208
	6 Cyl.		226114	226112	226206	226203	226204	226208
	8 Cyl. 4.8L		(3)	226112	226206	226203	226204	226208
	8 Cyl. 5.4L		(3)	226112	226206	226203	226204	226208
58	8 Cyl. 5.8L		(3)	226114	226206	226203	226204	226208
	8 Cyl. 5.9L		(3)	226114	226206	226203	226204	226208
	6 Cyl.		226114	226112	226206	226203	226204	226208
	8 Cyl. 4.4L		(3)	226114	226206	226203	226204	226208
57	8 Cyl. 4.8L		(3)	226112	226206	226203	226204	226208
	8 Cyl. 5.4L		(3)	226112	226206	226203	226204	226208
	8 Cyl. 5.8L		(3)	226114	226206	226203	226204	226208
	8 Cyl. 5.9L		(3)	226114	226206	226203	226204	226208
56-54	6 Cyl.		226114	226112	226206	226203	226204	226208
	8 Cyl.		(3)	226112	226206	226203	226204	226208
	8 Cyl.		(3)	226112	226206	226203	226204	226208
GEO								
97-89	All Eng.		226112	226110	226206	226203	226204	226208
HONDA CARS AND MINI VANS								
15	4 Cyl.		226114	226112	226206	226203	226204	226208
	6 Cyl.		226116 or 226216	226112	226206	226203	226204	226208
14	4 Cyl. 1.3L		226112	226110	226206	226203	226204	226208
	4 Cyl. 1.5L		226112	226110	226206	226203	226204	226208
	4 Cyl. 1.8L		226112	226110	226206	226203	226204	226208
	4 Cyl. 2.0L		226114	226112	226206	226203	226204	226208
	4 Cyl. 2.4L		226114	226112	226206	226203	226204	226208
	6 Cyl.		226116 or 226216	226112	226206	226203	226204	226208
13-12	4 Cyl. 1.3L		226112	226110	226206	226203	226204	226208
	4 Cyl. 1.5L		226112	226110	226206	226203	226204	226208
	4 Cyl. 1.8L		226112	226110	226206	226203	226204	226208
	4 Cyl. 2.4L		226114	226112	226206	226203	226204	226208
11-10	6 Cyl.		226116 or 226216	226112	226206	226203	226204	226208
	4 Cyl. 1.3L		226112	226110	226206	226203	226204	226208
	4 Cyl. 1.5L		226112	226110	226206	226203	226204	226208
	4 Cyl. 1.8L		226112	226110	226206	226203	226204	226208
	4 Cyl. 2.0L		226114	226112	226206	226203	226204	226208

CAUTION: Do not use smaller fan(s) than those recommended. Cooling problems may result.

(1) The recommended fan(s) for primary cooling are based on required airflow for that vehicle. Measure available core space to verify the fan(s) will fit. See page 320 for fan dimensions.

(2) For add-on cooling, use the largest fan that will fit. Allow 1" clearance between the fan and closest vehicle component. See electrical guide for fan dimensions.

(3) Air volume requirements too large for electric fans. Use fan clutch. See Fan Clutch applications.

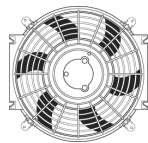


ELECTRIC FANS

Application Guide

RAPID-COOL®/THIN-LINE

FAN CONTROLLERS



YEAR	ENGINE	APPLICATION	PRIMARY COOLING (1)	ADD-ON COOLING (2)	PRESET	ECONO ADJUSTABLE	PREMIUM ADJUSTABLE PUSH-IN	PREMIUM ADJUSTABLE SCREW-IN
HONDA CARS AND MINI VANS								
11-10	4 Cyl. 2.4L		226114	226112	226206	226203	226204	226208
	6 Cyl.		226116 or 226216	226112	226206	226203	226204	226208
09-07	4 Cyl. 1.3L		226112	226110	226206	226203	226204	226208
	4 Cyl. 1.5L		226112	226110	226206	226203	226204	226208
	4 Cyl. 1.8L		226112	226110	226206	226203	226204	226208
	4 Cyl. 2.0L		226114	226112	226206	226203	226204	226208
	4 Cyl. 2.2L		226114	226112	226206	226203	226204	226208
	4 Cyl. 2.4L		226114	226112	226206	226203	226204	226208
	6 Cyl.		226116 or 226216	226112	226206	226203	226204	226208
06	3 Cyl.		226112	226110	226206	226203	226204	226208
	4 Cyl. 1.3L		226112	226110	226206	226203	226204	226208
	4 Cyl. 1.8L		226112	226110	226206	226203	226204	226208
	4 Cyl. 2.0L		226114	226112	226206	226203	226204	226208
	4 Cyl. 2.2L		226114	226112	226206	226203	226204	226208
	4 Cyl. 2.4L		226114	226112	226206	226203	226204	226208
	6 Cyl.		226116 or 226216	226112	226206	226203	226204	226208
05-04	3 Cyl.		226112	226110	226206	226203	226204	226208
	4 Cyl. 1.3L		226112	226110	226206	226203	226204	226208
	4 Cyl. 1.7L		226112	226110	226206	226203	226204	226208
	4 Cyl. 2.0L		226114	226112	226206	226203	226204	226208
	4 Cyl. 2.2L		226114	226112	226206	226203	226204	226208
	4 Cyl. 2.4L		226114	226112	226206	226203	226204	226208
	6 Cyl.		226116 or 226216	226112	226206	226203	226204	226208
03	3 Cyl.		226112	226110	226206	226203	226204	226208
	4 Cyl. 1.3L		226112	226110	226206	226203	226204	226208
	4 Cyl. 1.7L		226112	226110	226206	226203	226204	226208
	4 Cyl. 2.0L		226114	226112	226206	226203	226204	226208
	4 Cyl. 2.4L		226114	226112	226206	226203	226204	226208
	6 Cyl.		226116 or 226216	226112	226206	226203	226204	226208
	3 Cyl.		226112	226110	226206	226203	226204	226208
02	3 Cyl.		226112	226110	226206	226203	226204	226208
	4 Cyl. 1.7L		226112	226110	226206	226203	226204	226208
	4 Cyl. 2.0L		226114	226112	226206	226203	226204	226208
	4 Cyl. 2.3L		226114	226112	226206	226203	226204	226208
	6 Cyl.		226116 or 226216	226112	226206	226203	226204	226208
	3 Cyl.		226112	226110	226206	226203	226204	226208
	4 Cyl. 1.7L		226112	226110	226206	226203	226204	226208
01	4 Cyl. 2.0L		226114	226112	226206	226203	226204	226208
	4 Cyl. 2.2L		226114	226112	226206	226203	226204	226208
	4 Cyl. 2.3L		226114	226112	226206	226203	226204	226208
	6 Cyl.		226116 or 226216	226112	226206	226203	226204	226208
	3 Cyl.		226112	226110	226206	226203	226204	226208
	4 Cyl. 1.6L		226112	226110	226206	226203	226204	226208
	4 Cyl. 2.0L		226114	226112	226206	226203	226204	226208
00	4 Cyl. 2.2L		226114	226112	226206	226203	226204	226208
	4 Cyl. 2.3L		226114	226112	226206	226203	226204	226208
	6 Cyl.		226116 or 226216	226112	226206	226203	226204	226208
	3 Cyl.		226112	226110	226206	226203	226204	226208
	4 Cyl. 2.0L		226114	226112	226206	226203	226204	226208

CAUTION: Do not use smaller fan(s) than those recommended. Cooling problems may result.

(1) The recommended fan(s) for primary cooling are based on required airflow for that vehicle. Measure available core space to verify the fan(s) will fit. See page 320 for fan dimensions.

(2) For add-on cooling, use the largest fan that will fit. Allow 1" clearance between the fan and closest vehicle component. See electrical guide for fan dimensions.

ELECTRIC FANS




ELECTRIC FANS

Application Guide

RAPID-COOL®/THIN-LINE

FAN CONTROLLERS



YEAR	ENGINE	APPLICATION	PRIMARY COOLING (1)	ADD-ON COOLING (2)	PRESET	ECONO ADJUSTABLE	PREMIUM ADJUSTABLE PUSH-IN	PREMIUM ADJUSTABLE SCREW-IN
HONDA CARS AND MINI VANS								
99-98	4 Cyl. 1.6L		226112	226110	226206	226203	226204	226208
	4 Cyl. 2.2L		226114	226112	226206	226203	226204	226208
	4 Cyl. 2.3L		226114	226112	226206	226203	226204	226208
	6 Cyl.		226116 or 226216	226112	226206	226203	226204	226208
97	4 Cyl. 1.6L		226112	226110	226206	226203	226204	226208
	4 Cyl. 2.2L		226114	226112	226206	226203	226204	226208
	6 Cyl.		226114	226112	226206	226203	226204	226208
96	4 Cyl. 1.6L		226112	226110	226206	226203	226204	226208
	4 Cyl. 2.2L		226114	226112	226206	226203	226204	226208
	4 Cyl. 2.3L		226114	226112	226206	226203	226204	226208
	6 Cyl.		226114	226112	226206	226203	226204	226208
95	4 Cyl. 1.5L		226112	226110	226206	226203	226204	226208
	4 Cyl. 1.6L		226112	226110	226206	226203	226204	226208
	4 Cyl. 2.2L		226114	226112	226206	226203	226204	226208
	4 Cyl. 2.3L		226114	226112	226206	226203	226204	226208
94-92	6 Cyl.		226114	226112	226206	226203	226204	226208
	4 Cyl. 1.5L		226112	226110	226206	226203	226204	226208
	4 Cyl. 1.6L		226112	226110	226206	226203	226204	226208
	4 Cyl. 2.2L		226114	226112	226206	226203	226204	226208
91	4 Cyl. 2.3L		226114	226112	226206	226203	226204	226208
	4 Cyl. 1.5L		226112	226110	226206	226203	226204	226208
	4 Cyl. 1.6L		226112	226110	226206	226203	226204	226208
	4 Cyl. 2.0L		226114	226112	226206	226203	226204	226208
90	4 Cyl. 2.1L		226114	226112	226206	226203	226204	226208
	4 Cyl. 2.2L		226114	226112	226206	226203	226204	226208
	4 Cyl. 1.5L		226112	226110	226206	226203	226204	226208
	4 Cyl. 1.6L		226112	226110	226206	226203	226204	226208
89-69	4 Cyl. 2.0L		226112	226110	226206	226203	226204	226208
	4 Cyl. 2.1L		226114	226112	226206	226203	226204	226208
	4 Cyl. 2.2L		226114	226112	226206	226203	226204	226208
	All Eng.		226112	226110	226206	226203	226204	226208
HONDA TRUCKS AND SUVs								
15	4 Cyl. 1.5L		226112	226110	226206	226203	226204	226208
	4 Cyl. 2.4L		226114	226112	226206	226203	226204	226208
	6 Cyl.		226116 or 226216	226112	226206	226203	226204	226208
14	4 Cyl.		226114	226112	226206	226203	226204	226208
	6 Cyl.		226116 or 226216	226112	226206	226203	226204	226208
13-07	4 Cyl. 1.5L		226112	226110	226206	226203	226204	226208
	4 Cyl. 2.4L		226114	226112	226206	226203	226204	226208
	6 Cyl.		226116 or 226216	226112	226206	226203	226204	226208
06-03	4 Cyl.		226114	226112	226206	226203	226204	226208
	6 Cyl.		226116 or 226216	226112	226206	226203	226204	226208
02	All Eng.		226116 or 226216	226112	226206	226203	226204	226208
01-97	4 Cyl.		226112	226110	226206	226203	226204	226208
	6 Cyl.		226116 or 226216	226112	226206	226203	226204	226208

CAUTION: Do not use smaller fan(s) than those recommended. Cooling problems may result.

(1) The recommended fan(s) for primary cooling are based on required airflow for that vehicle. Measure available core space to verify the fan(s) will fit. See page 320 for fan dimensions.

(2) For add-on cooling, use the largest fan that will fit. Allow 1" clearance between the fan and closest vehicle component. See electrical guide for fan dimensions.

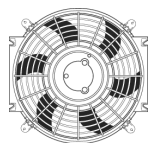


ELECTRIC FANS

Application Guide

RAPID-COOL®/THIN-LINE

FAN CONTROLLERS



YEAR	ENGINE	APPLICATION	PRIMARY COOLING (1)	ADD-ON COOLING (2)	PRESET	ECONO ADJUSTABLE	PREMIUM ADJUSTABLE PUSH-IN	PREMIUM ADJUSTABLE SCREW-IN
HUMMER								
10-02	All Eng.		(3)	226112	226206	226203	226204	226208
01-92	All Eng.		(3)	226114	226206	226203	226204	226208
HYUNDAI								
15	4 Cyl. 1.8L		226112	226110	226206	226203	226204	226208
	4 Cyl. 2.0L		226114	226112	226206	226203	226204	226208
	4 Cyl. 2.4L		226114	226112	226206	226203	226204	226208
	6 Cyl.		226114	226112	226206	226203	226204	226208
	8 Cyl.		(3)	226114	226206	226203	226204	226208
14-13	4 Cyl.		226114	226112	226206	226203	226204	226208
	6 Cyl.		226114	226112	226206	226203	226204	226208
	8 Cyl.		(3)	226114	226206	226203	226204	226208
12	4 Cyl.		226114	226112	226206	226203	226204	226208
	6 Cyl.		226114	226112	226206	226203	226204	226208
	8 Cyl. 4.6L		Two 226114s	226112	226206	226203	226204	226208
	8 Cyl. 5.0L		(3)	226114	226206	226203	226204	226208
11-09	4 Cyl.		226114	226112	226206	226203	226204	226208
	6 Cyl.		226114	226112	226206	226203	226204	226208
	8 Cyl.		Two 226114s	226112	226206	226203	226204	226208
08-92	All Eng.		226114	226112	226206	226203	226204	226208
91-90	4 Cyl. 1.5L		226112	226110	226206	226203	226204	226208
	4 Cyl. 2.4L		226114	226112	226206	226203	226204	226208
	6 Cyl.		226114	226112	226206	226203	226204	226208
89	4 Cyl. 1.5L		226112	226110	226206	226203	226204	226208
	4 Cyl. 2.4L		226114	226112	226206	226203	226204	226208
88-86	All Eng.		226112	226110	226206	226203	226204	226208
INTERNATIONAL								
13-05	All Eng.		(3)	226114	226206	226203	226204	226208
04-81	All Eng.		(3)	226110	226206	226203	226204	226208
80-79	4 Cyl.		226116 or 226216	226112	226206	226203	226204	226208
	6 Cyl. 1.4.0L		(3)	226110	226206	226203	226204	226208
	6 Cyl. 3.2L		226116 or 226216	226112	226206	226203	226204	226208
	6 Cyl. 7.0L		(3)	226110	226206	226203	226204	226208
	6 Cyl. 7.6L		(3)	226110	226206	226203	226204	226208
	6 Cyl. 9.0L		(3)	226110	226206	226203	226204	226208
	8 Cyl.		(3)	226110	226206	226203	226204	226208
78-76	4 Cyl.		226116 or 226216	226112	226206	226203	226204	226208
	6 Cyl.		226116 or 226216	226112	226206	226203	226204	226208
	8 Cyl.		(3)	226110	226206	226203	226204	226208
75	4 Cyl.		226116 or 226216	226112	226206	226203	226204	226208
	8 Cyl.		(3)	226110	226206	226203	226204	226208
74-73	4 Cyl.		226116 or 226216	226112	226206	226203	226204	226208
	6 Cyl.		Two 226114s	226110	226206	226203	226204	226208
	8 Cyl.		(3)	226110	226206	226203	226204	226208
72	4 Cyl.		226116 or 226216	226112	226206	226203	226204	226208
	6 Cyl. 3.8L		226116 or 226216	226112	226206	226203	226204	226208

CAUTION: Do not use smaller fan(s) than those recommended. Cooling problems may result.

(1) The recommended fan(s) for primary cooling are based on required airflow for that vehicle. Measure available core space to verify the fan(s) will fit. See page 320 for fan dimensions.

(2) For add-on cooling, use the largest fan that will fit. Allow 1" clearance between the fan and closest vehicle component. See electrical guide for fan dimensions.

(3) Air volume requirements too large for electric fans. Use fan clutch. See Fan Clutch applications.

ELECTRIC FANS




ELECTRIC FANS

Application Guide

RAPID-COOL®/THIN-LINE

FAN CONTROLLERS



YEAR	ENGINE	APPLICATION	PRIMARY COOLING (1)	ADD-ON COOLING (2)	PRESET	ECONO ADJUSTABLE	PREMIUM ADJUSTABLE PUSH-IN	PREMIUM ADJUSTABLE SCREW-IN	
INTERNATIONAL									
72	6 Cyl. 4.2L		Two 226114s	226110	226206	226203	226204	226208	
	8 Cyl. 4.3L		Two 226114s	226112	226206	226203	226204	226208	
	8 Cyl. 5.0L		(3)	226110	226206	226203	226204	226208	
	8 Cyl. 5.6L		(3)	226110	226206	226203	226204	226208	
	8 Cyl. 6.4L		(3)	226110	226206	226203	226204	226208	
71	4 Cyl.		226116 or 226216	226110	226206	226203	226204	226208	
	6 Cyl. 3.8L		226116 or 226216	226112	226206	226203	226204	226208	
	6 Cyl. 6.7L		(3)	226110	226206	226203	226204	226208	
	6 Cyl. 7.4L		(3)	226110	226206	226203	226204	226208	
	6 Cyl. 8.2L		(3)	226110	226206	226203	226204	226208	
	8 Cyl. 4.3L		Two 226114s	226112	226206	226203	226204	226208	
	8 Cyl. 4.4L		Two 226114s	226110	226206	226203	226204	226208	
	8 Cyl. 5.0L		(3)	226110	226206	226203	226204	226208	
	8 Cyl. 5.6L		(3)	226110	226206	226203	226204	226208	
	8 Cyl. 6.4L		(3)	226110	226206	226203	226204	226208	
	70	4 Cyl.		226116 or 226216	226110	226206	226203	226204	226208
		6 Cyl. 3.8L		Two 226114s	226112	226206	226203	226204	226208
6 Cyl. 3.9L			226116 or 226216	226112	226206	226203	226204	226208	
6 Cyl. 4.3L			Two 226114s	226110	226206	226203	226204	226208	
6 Cyl. 6.7L			(3)	226110	226206	226203	226204	226208	
6 Cyl. 7.4L			(3)	226110	226206	226203	226204	226208	
6 Cyl. 8.2L			(3)	226110	226206	226203	226204	226208	
8 Cyl. 4.3L			Two 226114s	226112	226206	226203	226204	226208	
8 Cyl. 4.4L			Two 226114s	226110	226206	226203	226204	226208	
8 Cyl. 5.0L			(3)	226110	226206	226203	226204	226208	
8 Cyl. 5.6L			(3)	226110	226206	226203	226204	226208	
8 Cyl. 6.4L			(3)	226110	226206	226203	226204	226208	
69		4 Cyl. 2.5L		226116 or 226216	226110	226206	226203	226204	226208
		4 Cyl. 3.2L		226116 or 226216	226112	226206	226203	226204	226208
		6 Cyl. 3.8L		Two 226114s	226112	226206	226203	226204	226208
	6 Cyl. 3.9L		226116 or 226216	226112	226206	226203	226204	226208	
	6 Cyl. 4.3L		Two 226114s	226110	226206	226203	226204	226208	
	8 Cyl. 4.3L		Two 226114s	226112	226206	226203	226204	226208	
	8 Cyl. 4.4L		Two 226114s	226110	226206	226203	226204	226208	
	8 Cyl. 5.0L		(3)	226110	226206	226203	226204	226208	
	8 Cyl. 5.6L		(3)	226110	226206	226203	226204	226208	
	8 Cyl. 6.4L		(3)	226110	226206	226203	226204	226208	
	68	4 Cyl. 2.5L		226116 or 226216	226110	226206	226203	226204	226208
		4 Cyl. 3.2L		226116 or 226216	226112	226206	226203	226204	226208
6 Cyl. 3.6L			226116 or 226216	226112	226206	226203	226204	226208	
6 Cyl. 3.9L			226116 or 226216	226112	226206	226203	226204	226208	
6 Cyl. 4.0L			226116 or 226216	226112	226206	226203	226204	226208	
6 Cyl. 4.3L			Two 226114s	226110	226206	226203	226204	226208	
8 Cyl. 4.3L			Two 226114s	226112	226206	226203	226204	226208	
8 Cyl. 4.4L			Two 226114s	226110	226206	226203	226204	226208	
8 Cyl. 5.0L			(3)	226110	226206	226203	226204	226208	

CAUTION: Do not use smaller fan(s) than those recommended. Cooling problems may result.

(1) The recommended fan(s) for primary cooling are based on required airflow for that vehicle. Measure available core space to verify the fan(s) will fit. See page 320 for fan dimensions.

(2) For add-on cooling, use the largest fan that will fit. Allow 1" clearance between the fan and closest vehicle component. See electrical guide for fan dimensions.

(3) Air volume requirements too large for electric fans. Use fan clutch. See Fan Clutch applications.

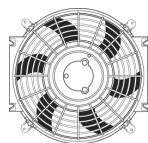


ELECTRIC FANS

Application Guide

RAPID-COOL®/THIN-LINE

FAN CONTROLLERS



ELECTRIC FANS

YEAR	ENGINE	APPLICATION	PRIMARY COOLING (1)	ADD-ON COOLING (2)	PRESET	ECONO ADJUSTABLE	PREMIUM ADJUSTABLE PUSH-IN	PREMIUM ADJUSTABLE SCREW-IN	
INTERNATIONAL									
68	8 Cyl. 5.6L		(3)	226110	226206	226203	226204	226208	
	8 Cyl. 6.4L		(3)	226110	226206	226203	226204	226208	
	8 Cyl. 6.6L		(3)	226110	226206	226203	226204	226208	
	8 Cyl. 7.8L		(3)	226110	226206	226203	226204	226208	
	8 Cyl. 9.0L		(3)	226110	226206	226203	226204	226208	
67	4 Cyl.		226116 or 226216	226110	226206	226203	226204	226208	
	6 Cyl. 3.6L		226116 or 226216	226112	226206	226203	226204	226208	
	6 Cyl. 3.9L		226116 or 226216	226112	226206	226203	226204	226208	
	6 Cyl. 4.3L		Two 226114s	226110	226206	226203	226204	226208	
	8 Cyl. 4.3L		Two 226114s	226112	226206	226203	226204	226208	
	8 Cyl. 4.4L		Two 226114s	226110	226206	226203	226204	226208	
	8 Cyl. 5.0L		(3)	226110	226206	226203	226204	226208	
	8 Cyl. 5.6L		(3)	226110	226206	226203	226204	226208	
	8 Cyl. 6.6L		(3)	226110	226206	226203	226204	226208	
	8 Cyl. 7.8L		(3)	226110	226206	226203	226204	226208	
	8 Cyl. 9.0L		(3)	226110	226206	226203	226204	226208	
	66-65	4 Cyl.		226116 or 226216	226110	226206	226203	226204	226208
6 Cyl. 3.6L			226116 or 226216	226112	226206	226203	226204	226208	
6 Cyl. 3.9L			226116 or 226216	226112	226206	226203	226204	226208	
6 Cyl. 4.3L			Two 226114s	226110	226206	226203	226204	226208	
8 Cyl. 4.3L			Two 226114s	226112	226206	226203	226204	226208	
8 Cyl. 4.4L			Two 226114s	226110	226206	226203	226204	226208	
8 Cyl. 5.0L			(3)	226110	226206	226203	226204	226208	
8 Cyl. 6.6L			(3)	226110	226206	226203	226204	226208	
8 Cyl. 7.8L			(3)	226110	226206	226203	226204	226208	
8 Cyl. 9.0L			(3)	226110	226206	226203	226204	226208	
64		4 Cyl.		226116 or 226216	226110	226206	226203	226204	226208
		6 Cyl. 3.6L		226116 or 226216	226112	226206	226203	226204	226208
	6 Cyl. 3.9L		226116 or 226216	226112	226206	226203	226204	226208	
	6 Cyl. 4.3L		Two 226114s	226110	226206	226203	226204	226208	
	8 Cyl. 2.5L		226116 or 226216	226112	226206	226203	226204	226208	
	8 Cyl. 4.3L		Two 226114s	226112	226206	226203	226204	226208	
	8 Cyl. 5.0L		(3)	226110	226206	226203	226204	226208	
63-61	4 Cyl. 1.5L		226112	226110	226206	226203	226204	226208	
	4 Cyl. 2.5L		226116 or 226216	226110	226206	226203	226204	226208	
	6 Cyl. 3.6L		226116 or 226216	226112	226206	226203	226204	226208	
	6 Cyl. 3.9L		226116 or 226216	226112	226206	226203	226204	226208	
	6 Cyl. 4.3L		Two 226114s	226110	226206	226203	226204	226208	
	8 Cyl. 2.5L		226116 or 226216	226112	226206	226203	226204	226208	
	8 Cyl. 4.3L		Two 226114s	226112	226206	226203	226204	226208	
60-59	8 Cyl. 5.0L		(3)	226110	226206	226203	226204	226208	
	6 Cyl. 3.6L		226116 or 226216	226112	226206	226203	226204	226208	
	6 Cyl. 3.9L		226116 or 226216	226112	226206	226203	226204	226208	
	6 Cyl. 4.3L		Two 226114s	226110	226206	226203	226204	226208	
58	8 Cyl.		Two 226114s	226112	226206	226203	226204	226208	
	4 Cyl.		226112	226110	226206	226203	226204	226208	

CAUTION: Do not use smaller fan(s) than those recommended. Cooling problems may result.

(1) The recommended fan(s) for primary cooling are based on required airflow for that vehicle. Measure available core space to verify the fan(s) will fit. See page 320 for fan dimensions.

(2) For add-on cooling, use the largest fan that will fit. Allow 1" clearance between the fan and closest vehicle component. See electrical guide for fan dimensions.

(3) Air volume requirements too large for electric fans. Use fan clutch. See Fan Clutch applications.

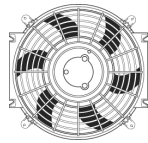


ELECTRIC FANS

Application Guide

RAPID-COOL®/THIN-LINE

FAN CONTROLLERS



YEAR	ENGINE	APPLICATION	PRIMARY COOLING (1)	ADD-ON COOLING (2)	PRESET	ECONO ADJUSTABLE	PREMIUM ADJUSTABLE PUSH-IN	PREMIUM ADJUSTABLE SCREW-IN
INTERNATIONAL								
58	6 Cyl. 3.6L		226116 or 226216	226112	226206	226203	226204	226208
	6 Cyl. 3.9L		226116 or 226216	226112	226206	226203	226204	226208
	6 Cyl. 4.3L		Two 226114s	226110	226206	226203	226204	226208
57	4 Cyl.		226112	226110	226206	226203	226204	226208
	6 Cyl. 3.6L		226116 or 226216	226112	226206	226203	226204	226208
	6 Cyl. 3.9L		226116 or 226216	226112	226206	226203	226204	226208
	6 Cyl. 4.3L		Two 226114s	226110	226206	226203	226204	226208
	6 Cyl. 4.4L		Two 226114s	226110	226206	226203	226204	226208
	6 Cyl. 4.6L		Two 226114s	226110	226206	226203	226204	226208
	6 Cyl. 5.0L		(3)	226110	226206	226203	226204	226208
56	6 Cyl. 3.6L		226116 or 226216	226112	226206	226203	226204	226208
	6 Cyl. 3.9L		226116 or 226216	226112	226206	226203	226204	226208
	6 Cyl. 4.4L		Two 226114s	226110	226206	226203	226204	226208
	6 Cyl. 4.6L		Two 226114s	226110	226206	226203	226204	226208
	6 Cyl. 5.0L		(3)	226110	226206	226203	226204	226208
55-50	All Eng.		226116 or 226216	226112	226206	226203	226204	226208
ISUZU CARS AND MINI VANS								
99-96	All Eng.		226114	226112	226206	226203	226204	226208
93-90	All Eng.		226112	226110	226206	226203	226204	226208
89	4 Cyl. 1.5L		226112	226110	226206	226203	226204	226208
	4 Cyl. 1.6L		226112	226110	226206	226203	226204	226208
	4 Cyl. 2.0L		226112	226110	226206	226203	226204	226208
	4 Cyl. 2.3L		226114	226112	226206	226203	226204	226208
88	4 Cyl. 1.5L		226112	226110	226206	226203	226204	226208
	4 Cyl. 2.0L		226112	226110	226206	226203	226204	226208
	4 Cyl. 2.3L		226114	226112	226206	226203	226204	226208
87-81	All Eng.		226112	226110	226206	226203	226204	226208
66-61	All Eng.		226114	226110	226206	226203	226204	226208
ISUZU TRUCKS AND SUVs								
13	4 Cyl. 3.0L		226116 or 226216	226112	226206	226203	226204	226208
	4 Cyl. 5.2L		(3)	226114	226206	226203	226204	226208
12	4 Cyl. 3.0L		226116 or 226216	226112	226206	226203	226204	226208
	4 Cyl. 5.2L		(3)	226114	226206	226203	226204	226208
	8 Cyl.		(3)	226114	226206	226203	226204	226208
11	4 Cyl. 3.0L		226116 or 226216	226112	226206	226203	226204	226208
	4 Cyl. 5.2L		(3)	226114	226206	226203	226204	226208
	6 Cyl.		(3)	226114	226206	226203	226204	226208
	8 Cyl.		(3)	226114	226206	226203	226204	226208
10-09	All Eng.		(3)	226114	226206	226203	226204	226208
08-07	4 Cyl. 2.9L		226114	226112	226206	226203	226204	226208
	4 Cyl. 5.2L		(3)	226114	226206	226203	226204	226208
	5 Cyl.		226114	226112	226206	226203	226204	226208
	6 Cyl.		(3)	226114	226206	226203	226204	226208
	8 Cyl.		(3)	226114	226206	226203	226204	226208
06	4 Cyl. 2.8L		226114	226112	226206	226203	226204	226208

CAUTION: Do not use smaller fan(s) than those recommended. Cooling problems may result.

(1) The recommended fan(s) for primary cooling are based on required airflow for that vehicle. Measure available core space to verify the fan(s) will fit. See page 320 for fan dimensions.

(2) For add-on cooling, use the largest fan that will fit. Allow 1" clearance between the fan and closest vehicle component. See electrical guide for fan dimensions.

(3) Air volume requirements too large for electric fans. Use fan clutch. See Fan Clutch applications.

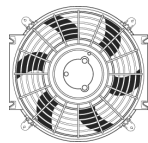


ELECTRIC FANS

Application Guide

RAPID-COOL®/THIN-LINE

FAN CONTROLLERS



YEAR	ENGINE	APPLICATION	PRIMARY COOLING (1)	ADD-ON COOLING (2)	PRESET	ECONO ADJUSTABLE	PREMIUM ADJUSTABLE PUSH-IN	PREMIUM ADJUSTABLE SCREW-IN
ISUZU TRUCKS AND SUVS								
06	4 Cyl. 5.2L		(3)	226114	226206	226203	226204	226208
	5 Cyl.		226114	226112	226206	226203	226204	226208
	6 Cyl.		(3)	226114	226206	226203	226204	226208
	8 Cyl. 5.3L		(3)	226114	226206	226203	226204	226208
	8 Cyl. 6.0L		(3)		226206	226203	226204	226208
05	All Eng.		(3)	226114	226206	226203	226204	226208
04	4 Cyl.		Two 226114s	226114	226206	226203	226204	226208
	6 Cyl. 3.2L		226116 or 226216	226112	226206	226203	226204	226208
	6 Cyl. 3.5L		226116 or 226216	226112	226206	226203	226204	226208
	6 Cyl. 4.2L		(3)	226114	226206	226203	226204	226208
	6 Cyl. 7.8L		(3)	226114	226206	226203	226204	226208
03	8 Cyl.		(3)	226114	226206	226203	226204	226208
	4 Cyl. 2.2L		226114	226112	226206	226203	226204	226208
	4 Cyl. 4.8L		(3)	226114	226206	226203	226204	226208
	6 Cyl. 3.2L		226116 or 226216	226112	226206	226203	226204	226208
	6 Cyl. 3.5L		226116 or 226216	226112	226206	226203	226204	226208
02-01	6 Cyl. 4.2L		(3)	226114	226206	226203	226204	226208
	6 Cyl. 7.8L		(3)	226114	226206	226203	226204	226208
	8 Cyl.		(3)	226114	226206	226203	226204	226208
	4 Cyl. 2.2L		226114	226112	226206	226203	226204	226208
	4 Cyl. 4.8L		(3)	226114	226206	226203	226204	226208
00-99	6 Cyl. 3.2L		226116 or 226216	226112	226206	226203	226204	226208
	6 Cyl. 3.5L		226116 or 226216	226112	226206	226203	226204	226208
	6 Cyl. 4.3L		Two 226114s	226114	226206	226203	226204	226208
	6 Cyl. 7.8L		(3)	226114	226206	226203	226204	226208
	8 Cyl.		(3)	226114	226206	226203	226204	226208
98	4 Cyl. 2.2L		226114	226112	226206	226203	226204	226208
	4 Cyl. 3.9L		(3)	226114	226206	226203	226204	226208
	4 Cyl. 4.8L		(3)	226114	226206	226203	226204	226208
	6 Cyl. 3.2L		226116 or 226216	226112	226206	226203	226204	226208
	6 Cyl. 3.5L		226116 or 226216	226112	226206	226203	226204	226208
	6 Cyl. 4.3L		Two 226114s	226114	226206	226203	226204	226208
	6 Cyl. 7.1L		(3)	226114	226206	226203	226204	226208
	6 Cyl. 7.8L		(3)	226114	226206	226203	226204	226208
	8 Cyl.		(3)	226114	226206	226203	226204	226208
	97	4 Cyl. 2.2L		226114	226112	226206	226203	226204
4 Cyl. 2.6L			226116 or 226216	226112	226206	226203	226204	226208
4 Cyl. 3.9L			(3)	226114	226206	226203	226204	226208
6 Cyl. 3.2L			226116 or 226216	226112	226206	226203	226204	226208
6 Cyl. 4.3L			Two 226114s	226114	226206	226203	226204	226208

CAUTION: Do not use smaller fan(s) than those recommended. Cooling problems may result.

(1) The recommended fan(s) for primary cooling are based on required airflow for that vehicle. Measure available core space to verify the fan(s) will fit. See page 320 for fan dimensions.

(2) For add-on cooling, use the largest fan that will fit. Allow 1" clearance between the fan and closest vehicle component. See electrical guide for fan dimensions.

(3) Air volume requirements too large for electric fans. Use fan clutch. See Fan Clutch applications.

ELECTRIC FANS




ELECTRIC FANS

Application Guide

RAPID-COOL®/THIN-LINE

FAN CONTROLLERS



YEAR	ENGINE	APPLICATION	PRIMARY COOLING (1)	ADD-ON COOLING (2)	PRESET	ECONO ADJUSTABLE	PREMIUM ADJUSTABLE PUSH-IN	PREMIUM ADJUSTABLE SCREW-IN
97	6 Cyl. 7.1L		(3)	226114	226206	226203	226204	226208
	8 Cyl.		(3)	226114	226206	226203	226204	226208
96	4 Cyl. 2.2L		226114	226112	226206	226203	226204	226208
	4 Cyl. 2.6L		226116 or 226216	226112	226206	226203	226204	226208
	4 Cyl. 3.9L		(3)	226114	226206	226203	226204	226208
	6 Cyl. 3.2L		226116 or 226216	226112	226206	226203	226204	226208
	6 Cyl. 7.1L		(3)	226114	226206	226203	226204	226208
	8 Cyl.		(3)	226114	226206	226203	226204	226208
95	4 Cyl. 2.3L		226114	226112	226206	226203	226204	226208
	4 Cyl. 2.6L		226116 or 226216	226112	226206	226203	226204	226208
	4 Cyl. 3.9L		(3)	226114	226206	226203	226204	226208
	6 Cyl. 3.2L		226116 or 226216	226112	226206	226203	226204	226208
	6 Cyl. 7.1L		(3)	226114	226206	226203	226204	226208
	8 Cyl.		(3)	226114	226206	226203	226204	226208
94	4 Cyl. 2.3L		226114	226112	226206	226203	226204	226208
	4 Cyl. 2.6L		226116 or 226216	226112	226206	226203	226204	226208
	4 Cyl. 3.9L		(3)	226114	226206	226203	226204	226208
	6 Cyl. 3.1L		226116 or 226216	226112	226206	226203	226204	226208
	6 Cyl. 3.2L		226116 or 226216	226112	226206	226203	226204	226208
	6 Cyl. 6.5L		(3)	226114	226206	226203	226204	226208
93-92	4 Cyl. 2.3L		226114	226112	226206	226203	226204	226208
	4 Cyl. 2.6L		226116 or 226216	226112	226206	226203	226204	226208
	4 Cyl. 3.9L		(3)	226114	226206	226203	226204	226208
	6 Cyl. 3.1L		226116 or 226216	226112	226206	226203	226204	226208
	6 Cyl. 3.2L		226116 or 226216	226112	226206	226203	226204	226208
	6 Cyl. 6.5L		(3)	226114	226206	226203	226204	226208
91	4 Cyl. 2.3L		226114	226112	226206	226203	226204	226208
	4 Cyl. 2.6L		226116 or 226216	226112	226206	226203	226204	226208
	4 Cyl. 3.9L		(3)	226114	226206	226203	226204	226208
	6 Cyl. 2.8L		226116 or 226216	226112	226206	226203	226204	226208
	6 Cyl. 3.1L		226116 or 226216	226112	226206	226203	226204	226208
	6 Cyl. 5.8L		(3)	226114	226206	226203	226204	226208
90-89	4 Cyl. 2.3L		226114	226112	226206	226203	226204	226208
	4 Cyl. 2.6L		226116 or 226216	226112	226206	226203	226204	226208
	4 Cyl. 3.9L		(3)	226114	226206	226203	226204	226208
	6 Cyl. 2.8L		226116 or 226216	226112	226206	226203	226204	226208
	6 Cyl. 5.8L		(3)	226114	226206	226203	226204	226208
	6 Cyl. 6.5L		(3)	226114	226206	226203	226204	226208
88	4 Cyl. 2.3L		226114	226112	226206	226203	226204	226208
	4 Cyl. 2.6L		226116 or 226216	226112	226206	226203	226204	226208

CAUTION: Do not use smaller fan(s) than those recommended. Cooling problems may result.

(1) The recommended fan(s) for primary cooling are based on required airflow for that vehicle. Measure available core space to verify the fan(s) will fit. See page 320 for fan dimensions.

(2) For add-on cooling, use the largest fan that will fit. Allow 1" clearance between the fan and closest vehicle component. See electrical guide for fan dimensions.

(3) Air volume requirements too large for electric fans. Use fan clutch. See Fan Clutch applications.

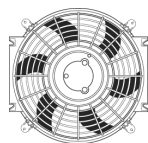


ELECTRIC FANS

Application Guide

RAPID-COOL®/THIN-LINE

FAN CONTROLLERS



ELECTRIC FANS

YEAR	ENGINE	APPLICATION	PRIMARY COOLING (1)	ADD-ON COOLING (2)	PRESET	ECONO ADJUSTABLE	PREMIUM ADJUSTABLE PUSH-IN	PREMIUM ADJUSTABLE SCREW-IN
ISUZU TRUCKS AND SUVS								
88	4 Cyl. 3.9L		(3)	226114	226206	226203	226204	226208
	6 Cyl.		(3)	226114	226206	226203	226204	226208
87	4 Cyl. 1.9L		226112	226110	226206	226203	226204	226208
	4 Cyl. 2.2L		226114	226112	226206	226203	226204	226208
	4 Cyl. 2.3L		226114	226112	226206	226203	226204	226208
	4 Cyl. 3.9L		(3)	226114	226206	226203	226204	226208
	6 Cyl.		(3)	226114	226206	226203	226204	226208
86	4 Cyl. 1.9L		226112	226110	226206	226203	226204	226208
	4 Cyl. 2.2L		226114	226112	226206	226203	226204	226208
	4 Cyl. 2.3L		226114	226112	226206	226203	226204	226208
	4 Cyl. 3.9L		(3)	226114	226206	226203	226204	226208
85	4 Cyl. 1.9L		226112	226110	226206	226203	226204	226208
	4 Cyl. 2.2L		226114	226112	226206	226203	226204	226208
	6 Cyl.		(3)	226114	226206	226203	226204	226208
84-83	4 Cyl. 1.9L		226112	226110	226206	226203	226204	226208
	4 Cyl. 2.2L		226114	226112	226206	226203	226204	226208
82-81	4 Cyl. 1.8L		226112	226110	226206	226203	226204	226208
	4 Cyl. 2.2L		226114	226112	226206	226203	226204	226208
JEEP								
15	4 Cyl.		226114	226112	226206	226203	226204	226208
	6 Cyl.		Two 226114s	226112	226206	226203	226204	226208
	8 Cyl.		(3)	226114	226206	226203	226204	226208
14	4 Cyl.		226116 or 226216	226112	226206	226203	226204	226208
	6 Cyl.		Two 226114s	226112	226206	226203	226204	226208
	8 Cyl.		(3)	226114	226206	226203	226204	226208
13-10	4 Cyl.		226114	226112	226206	226203	226204	226208
	6 Cyl.		Two 226114s	226112	226206	226203	226204	226208
	8 Cyl.		(3)	226114	226206	226203	226204	226208
09-07	4 Cyl.		226114	226112	226206	226203	226204	226208
	6 Cyl.		Two 226114s	226110	226206	226203	226204	226208
	8 Cyl.		(3)	226114	226206	226203	226204	226208
06-05	4 Cyl. 2.4L		226114	226112	226206	226203	226204	226208
	4 Cyl. 2.8L		(3)	226110	226206	226203	226204	226208
	6 Cyl. 3.7L		Two 226114s	226110	226206	226203	226204	226208
	6 Cyl. 4.0L		226116 or 226216	226112	226206	226203	226204	226208
	8 Cyl.		(3)	226114	226206	226203	226204	226208
04-02	4 Cyl.		226114	226112	226206	226203	226204	226208
	6 Cyl. 3.7L		Two 226114s	226110	226206	226203	226204	226208
	6 Cyl. 4.0L		226116 or 226216	226112	226206	226203	226204	226208
	8 Cyl.		(3)	226114	226206	226203	226204	226208
01-93	4 Cyl.		226114	226112	226206	226203	226204	226208
	6 Cyl.		226116 or 226216	226112	226206	226203	226204	226208
	8 Cyl.		(3)	226114	226206	226203	226204	226208
92	4 Cyl.		226114	226112	226206	226203	226204	226208
	6 Cyl.		226116 or 226216	226112	226206	226203	226204	226208

CAUTION: Do not use smaller fan(s) than those recommended. Cooling problems may result.

(1) The recommended fan(s) for primary cooling are based on required airflow for that vehicle. Measure available core space to verify the fan(s) will fit. See page 320 for fan dimensions.

(2) For add-on cooling, use the largest fan that will fit. Allow 1" clearance between the fan and closest vehicle component. See electrical guide for fan dimensions.

(3) Air volume requirements too large for electric fans. Use fan clutch. See Fan Clutch applications.




ELECTRIC FANS

Application Guide

RAPID-COOL®/THIN-LINE

FAN CONTROLLERS



YEAR	ENGINE	APPLICATION	PRIMARY COOLING (1)	ADD-ON COOLING (2)	PRESET	ECONO ADJUSTABLE	PREMIUM ADJUSTABLE PUSH-IN	PREMIUM ADJUSTABLE SCREW-IN
JEEP								
91-87	4 Cyl.		226114	226112	226206	226203	226204	226208
91-87	6 Cyl.		226116 or 226216	226112	226206	226203	226204	226208
	8 Cyl.		(3)	226114	226206	226203	226204	226208
86	4 Cyl.		226114	226112	226206	226203	226204	226208
	6 Cyl. 2.8L		226114	226112	226206	226203	226204	226208
	6 Cyl. 4.2L		226116 or 226216	226112	226206	226203	226204	226208
	8 Cyl.		(3)	226114	226206	226203	226204	226208
85-84	4 Cyl.		226114	226112	226206	226203	226204	226208
	6 Cyl. 2.8L		226114	226112	226206	226203	226204	226208
	6 Cyl. 4.2L		Two 226114s	226112	226206	226203	226204	226208
	8 Cyl.		(3)	226114	226206	226203	226204	226208
83-80	4 Cyl.		226114	226112	226206	226203	226204	226208
	6 Cyl.		Two 226114s	226112	226206	226203	226204	226208
	8 Cyl.		(3)	226114	226206	226203	226204	226208
79	6 Cyl.		Two 226114s	226112	226206	226203	226204	226208
	8 Cyl.		(3)	226114	226206	226203	226204	226208
78-74	6 Cyl.		Two 226114s	226110	226206	226203	226204	226208
	8 Cyl.		(3)	226114	226206	226203	226204	226208
73-65	4 Cyl.		226114	226112	226206	226203	226204	226208
	6 Cyl.		Two 226114s	226110	226206	226203	226204	226208
	8 Cyl.		(3)	226114	226206	226203	226204	226208
64-47	4 Cyl.		226114	226112	226206	226203	226204	226208
	6 Cyl.		Two 226114s	226110	226206	226203	226204	226208
KIA								
15-14	4 Cyl. 1.6L		226112	226110	226206	226203	226204	226208
	4 Cyl. 1.8L		226112	226110	226206	226203	226204	226208
	4 Cyl. 2.0L		226114	226112	226206	226203	226204	226208
	4 Cyl. 2.4L		226114	226112	226206	226203	226204	226208
	6 Cyl.		Two 226114s	226112	226206	226203	226204	226208
13-11	4 Cyl. 1.6L		226112	226110	226206	226203	226204	226208
	4 Cyl. 2.0L		226114	226112	226206	226203	226204	226208
	4 Cyl. 2.4L		226114	226112	226206	226203	226204	226208
	6 Cyl.		Two 226114s	226112	226206	226203	226204	226208
10	4 Cyl. 1.6L		226112	226110	226206	226203	226204	226208
	4 Cyl. 2.0L		226114	226112	226206	226203	226204	226208
	4 Cyl. 2.4L		226114	226112	226206	226203	226204	226208
	6 Cyl. 2.7L		226116 or 226216	226112	226206	226203	226204	226208
	6 Cyl. 3.8L		Two 226114s	226112	226206	226203	226204	226208
09	4 Cyl. 1.6L		226112	226110	226206	226203	226204	226208
	4 Cyl. 2.0L		226114	226112	226206	226203	226204	226208
	4 Cyl. 2.4L		226114	226112	226206	226203	226204	226208
	6 Cyl. 2.7L		226116 or 226216	226112	226206	226203	226204	226208
	6 Cyl. 3.3L		Two 226114s	226112	226206	226203	226204	226208
	6 Cyl. 3.8L		Two 226114s	226112	226206	226203	226204	226208
	8 Cyl.		(3)	226112	226206	226203	226204	226208
08	4 Cyl. 1.6L		226112	226110	226206	226203	226204	226208

CAUTION: Do not use smaller fan(s) than those recommended. Cooling problems may result.

(1) The recommended fan(s) for primary cooling are based on required airflow for that vehicle. Measure available core space to verify the fan(s) will fit. See page 320 for fan dimensions.

(2) For add-on cooling, use the largest fan that will fit. Allow 1" clearance between the fan and closest vehicle component. See electrical guide for fan dimensions.

(3) Air volume requirements too large for electric fans. Use fan clutch. See Fan Clutch applications.

(4) Not recommended for electronic fan clutch replacement. See Fan Clutch applications.

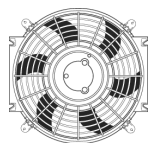


ELECTRIC FANS

Application Guide

RAPID-COOL®/THIN-LINE

FAN CONTROLLERS



ELECTRIC FANS

YEAR	ENGINE	APPLICATION	PRIMARY	ADD-ON	PRESET	ECONO	PREMIUM	PREMIUM
			COOLING	COOLING		ADJUSTABLE	ADJUSTABLE	ADJUSTABLE
			(1)	(2)		ADJUSTABLE	PUSH-IN	SCREW-IN
KIA								
08	4 Cyl. 2.0L		226114	226112	226206	226203	226204	226208
	4 Cyl. 2.4L		226114	226112	226206	226203	226204	226208
	6 Cyl. 2.7L		226116 or 226216	226112	226206	226203	226204	226208
	6 Cyl. 3.3L		Two 226114s	226112	226206	226203	226204	226208
	6 Cyl. 3.8L		Two 226114s	226112	226206	226203	226204	226208
	4 Cyl. 1.6L		226112	226110	226206	226203	226204	226208
07	4 Cyl. 2.0L		226114	226112	226206	226203	226204	226208
	4 Cyl. 2.4L		226114	226112	226206	226203	226204	226208
	6 Cyl. 2.7L		(3)	226112	226206	226203	226204	226208
	6 Cyl. 3.8L		Two 226114s	226112	226206	226203	226204	226208
06	4 Cyl. 1.6L		226112	226110	226206	226203	226204	226208
	4 Cyl. 2.0L		226114	226112	226206	226203	226204	226208
	4 Cyl. 2.4L		226114	226112	226206	226203	226204	226208
	6 Cyl. 2.7L		226116 or 226216	226112	226206	226203	226204	226208
	6 Cyl. 3.5L		(3)	226112	226206	226203	226204	226208
	6 Cyl. 3.8L		Two 226114s	226112	226206	226203	226204	226208
05	4 Cyl. 1.6L		226112	226110	226206	226203	226204	226208
	4 Cyl. 2.0L		226114	226112	226206	226203	226204	226208
	4 Cyl. 2.4L		226114	226112	226206	226203	226204	226208
	6 Cyl.		226116 or 226216	226112	226206	226203	226204	226208
04	4 Cyl. 1.6L		226112	226110	226206	226203	226204	226208
	4 Cyl. 1.8L		226112	226110	226206	226203	226204	226208
	4 Cyl. 2.0L		226114	226112	226206	226203	226204	226208
	4 Cyl. 2.4L		226114	226112	226206	226203	226204	226208
	6 Cyl.		226116 or 226216	226112	226206	226203	226204	226208
	4 Cyl. 1.6L		226112	226110	226206	226203	226204	226208
03	4 Cyl. 1.8L		226112	226110	226206	226203	226204	226208
	4 Cyl. 2.4L		226114	226112	226206	226203	226204	226208
	6 Cyl.		226116 or 226216	226112	226206	226203	226204	226208
	4 Cyl. 1.5L		226112	226110	226206	226203	226204	226208
02-01	4 Cyl. 1.8L		226112	226110	226206	226203	226204	226208
	4 Cyl. 2.0L		226114	226112	226206	226203	226204	226208
	4 Cyl. 2.4L		226114	226112	226206	226203	226204	226208
	6 Cyl.		226116 or 226216	226112	226206	226203	226204	226208
00-98	4 Cyl. 1.8L		226112	226110	226206	226203	226204	226208
	4 Cyl. 2.0L		226114	226110	226206	226203	226204	226208
97-95	4 Cyl. 1.6L		226112	226110	226206	226203	226204	226208
	4 Cyl. 1.8L		226112	226110	226206	226203	226204	226208
	4 Cyl. 2.0L		226114	226110	226206	226203	226204	226208
	94	All Eng.	226112	226110	226206	226203	226204	226208
LINCOLN CARS								
15-12	4 Cyl.		226114	226112	226206	226203	226204	226208
	6 Cyl.		Two 226114s	226112	226206	226203	226204	226208
11	4 Cyl.		226114	226112	226206	226203	226204	226208
	6 Cyl.		Two 226114s	226112	226206	226203	226204	226208

CAUTION: Do not use smaller fan(s) than those recommended. Cooling problems may result.

(1) The recommended fan(s) for primary cooling are based on required airflow for that vehicle. Measure available core space to verify the fan(s) will fit. See page 320 for fan dimensions.

(2) For add-on cooling, use the largest fan that will fit. Allow 1" clearance between the fan and closest vehicle component. See electrical guide for fan dimensions.

(3) Air volume requirements too large for electric fans. Use fan clutch. See Fan Clutch applications.

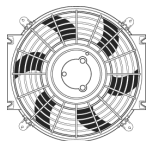


ELECTRIC FANS

Application Guide

RAPID-COOL®/THIN-LINE

FAN CONTROLLERS



YEAR	ENGINE	APPLICATION	PRIMARY COOLING (1)	ADD-ON COOLING (2)	PRESET	ECONO ADJUSTABLE	PREMIUM ADJUSTABLE PUSH-IN	PREMIUM ADJUSTABLE SCREW-IN
LINCOLN CARS								
11	8 Cyl.		(3)	226114	226206	226203	226204	226208
10-08	6 Cyl.		Two 226114s	226112	226206	226203	226204	226208
	8 Cyl.		(3)	226114	226206	226203	226204	226208
07-00	6 Cyl.		226116 or 226216	226112	226206	226203	226204	226208
	8 Cyl.		Two 226114s	226112	226206	226203	226204	226208
99-93	All Eng.		Two 226114s	226112	226206	226203	226204	226208
92-91	6 Cyl.		Two 226114s	226112	226206	226203	226204	226208
	8 Cyl. 4.6L		Two 226114s	226112	226206	226203	226204	226208
	8 Cyl. 5.0L		(3)	226114	226206	226203	226204	226208
90-88	6 Cyl.		Two 226114s	226112	226206	226203	226204	226208
	8 Cyl.		(3)	226114	226206	226203	226204	226208
87-86	All Eng.		(3)	226114	226206	226203	226204	226208
85-84	6 Cyl.		Two 226114s	226112	226206	226203	226204	226208
	8 Cyl.		(3)	226114	226206	226203	226204	226208
83-78	All Eng.		(3)	226114	226206	226203	226204	226208
77	8 Cyl. 5.0L		(3)	226114	226206	226203	226204	226208
	8 Cyl. 5.8L		(3)	226114	226206	226203	226204	226208
	8 Cyl. 6.6L		(3)	226116	226206	226203	226204	226208
	8 Cyl. 7.5L		(3)	226114	226206	226203	226204	226208
LINCOLN TRUCKS AND SUVS								
15	All Eng.		Two 226114s	226112	226206	226203	226204	226208
14-13	4 Cyl.		226114	226112	226206	226203	226204	226208
	6 Cyl.		Two 226114s	226112	226206	226203	226204	226208
	8 Cyl.		(3)	226114	226206	226203	226204	226208
12-07	6 Cyl.		Two 226114s	226112	226206	226203	226204	226208
	8 Cyl.		(3)	226114	226206	226203	226204	226208
06-98	All Eng.		(3)	226114	226206	226203	226204	226208
MAZDA CARS								
15	All Eng.		226114	226112	226206	226203	226204	226208
14	4 Cyl. 1.5L		226112	226110	226206	226203	226204	226208
	4 Cyl. 2.0L		226114	226112	226206	226203	226204	226208
	4 Cyl. 2.5L		226114	226112	226206	226203	226204	226208
13-12	4 Cyl. 1.5L		226112	226110	226206	226203	226204	226208
	4 Cyl. 2.0L		226114	226112	226206	226203	226204	226208
	4 Cyl. 2.3L		226114	226112	226206	226203	226204	226208
	4 Cyl. 2.5L		226114	226112	226206	226203	226204	226208
	6 Cyl.		226116 or 226216	226114	226206	226203	226204	226208
11	2 Cyl.		226112	226110	226206	226203	226204	226208
	4 Cyl. 1.5L		226112	226110	226206	226203	226204	226208
	4 Cyl. 2.0L		226114	226112	226206	226203	226204	226208
	4 Cyl. 2.3L		226114	226112	226206	226203	226204	226208
	4 Cyl. 2.5L		226114	226112	226206	226203	226204	226208
	6 Cyl.		226116 or 226216	226114	226206	226203	226204	226208
10	2 Cyl.		226112	226110	226206	226203	226204	226208
	4 Cyl.		226114	226112	226206	226203	226204	226208

CAUTION: Do not use smaller fan(s) than those recommended. Cooling problems may result.

(1) The recommended fan(s) for primary cooling are based on required airflow for that vehicle. Measure available core space to verify the fan(s) will fit. See page 320 for fan dimensions.

(2) For add-on cooling, use the largest fan that will fit. Allow 1" clearance between the fan and closest vehicle component. See electrical guide for fan dimensions.

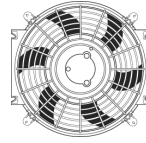
(3) Air volume requirements too large for electric fans. Use fan clutch. See Fan Clutch applications.

ELECTRIC FANS

Application Guide

RAPID-COOL®/THIN-LINE

FAN CONTROLLERS



ELECTRIC FANS

YEAR	ENGINE	APPLICATION	PRIMARY COOLING (1)	ADD-ON COOLING (2)	PRESET	ECONO ADJUSTABLE	PREMIUM ADJUSTABLE PUSH-IN	PREMIUM ADJUSTABLE SCREW-IN
MAZDA CARS								
10	6 Cyl.		226116 or 226216	226114	226206	226203	226204	226208
09	2 Cyl.		226112	226110	226206	226203	226204	226208
	4 Cyl. 2.0L		226112	226110	226206	226203	226204	226208
	4 Cyl. 2.3L		226114	226112	226206	226203	226204	226208
	4 Cyl. 2.5L		226114	226112	226206	226203	226204	226208
	6 Cyl.		226116 or 226216	226114	226206	226203	226204	226208
08	2 Cyl.		226112	226110	226206	226203	226204	226208
	4 Cyl.		226114	226112	226206	226203	226204	226208
	6 Cyl.		226116 or 226216	226114	226206	226203	226204	226208
07-06	2 Cyl.		226112	226110	226206	226203	226204	226208
	4 Cyl.		226114	226112	226206	226203	226204	226208
	6 Cyl.		226116 or 226216	226112	226206	226203	226204	226208
05-04	2 Cyl.		226112	226110	226206	226203	226204	226208
	4 Cyl. 1.8L		226112	226110	226206	226203	226204	226208
	4 Cyl. 2.0L		226114	226112	226206	226203	226204	226208
	4 Cyl. 2.3L		226114	226112	226206	226203	226204	226208
	6 Cyl.		226116 or 226216	226112	226206	226203	226204	226208
03	4 Cyl. 1.8L		226112	226110	226206	226203	226204	226208
	4 Cyl. 2.0L		226114	226112	226206	226203	226204	226208
	4 Cyl. 2.3L		226114	226112	226206	226203	226204	226208
	6 Cyl.		226116 or 226216	226112	226206	226203	226204	226208
02-96	4 Cyl.		226112	226110	226206	226203	226204	226208
	6 Cyl.		226114	226112	226206	226203	226204	226208
95	2 Cyl.		226112	226110	226206	226203	226204	226208
	4 Cyl.		226112	226110	226206	226203	226204	226208
	6 Cyl.		226116 or 226216	226112	226206	226203	226204	226208
94-93	2 Cyl.		226112	226110	226206	226203	226204	226208
	4 Cyl.		226112	226110	226206	226203	226204	226208
	6 Cyl. 1.8L		226112	226110	226206	226203	226204	226208
	6 Cyl. 2.5L		226116 or 226216	226112	226206	226203	226204	226208
	6 Cyl. 3.0L		226116 or 226216	226112	226206	226203	226204	226208
92	4 Cyl. 1.6L		226112	226110	226206	226203	226204	226208
	4 Cyl. 1.8L		226112	226110	226206	226203	226204	226208
	4 Cyl. 2.2L		226114	226112	226206	226203	226204	226208
	6 Cyl. 1.8L		226112	226110	226206	226203	226204	226208
	6 Cyl. 3.0L		226116 or 226216	226112	226206	226203	226204	226208
91-90	2 Cyl.		226112	226110	226206	226203	226204	226208
	4 Cyl. 1.6L		226112	226110	226206	226203	226204	226208
	4 Cyl. 1.8L		226112	226110	226206	226203	226204	226208
	4 Cyl. 2.2L		226114	226112	226206	226203	226204	226208
	6 Cyl.		226116 or 226216	226112	226206	226203	226204	226208
89-88	2 Cyl.		226112	226110	226206	226203	226204	226208
	4 Cyl. 1.6L		226112	226110	226206	226203	226204	226208
	4 Cyl. 2.2L		226114	226112	226206	226203	226204	226208
	6 Cyl.		226116 or 226216	226112	226206	226203	226204	226208
87-67	All Eng.		226112	226110	226206	226203	226204	226208

CAUTION: Do not use smaller fan(s) than those recommended. Cooling problems may result.

(1) The recommended fan(s) for primary cooling are based on required airflow for that vehicle. Measure available core space to verify the fan(s) will fit. See page 320 for fan dimensions.


(2) For add-on cooling, use the largest fan that will fit. Allow 1" clearance between the fan and closest vehicle component. See electrical guide for fan dimensions.

ELECTRIC FANS

Application Guide

RAPID-COOL®/THIN-LINE

FAN CONTROLLERS



YEAR	ENGINE	APPLICATION	PRIMARY COOLING (1)	ADD-ON COOLING (2)	PRESET	ECONO ADJUSTABLE	PREMIUM ADJUSTABLE PUSH-IN	PREMIUM ADJUSTABLE SCREW-IN
MAZDA TRUCKS AND SUVs								
15	All Eng.		226114	226112	226206	226203	226204	226208
14-12	4 Cyl.		226114	226112	226206	226203	226204	226208
	6 Cyl.		226116 or 226216	226114	226206	226203	226204	226208
11-10	All Eng.		Two 226114s	226112	226206	226203	226204	226208
09-08	4 Cyl.		226116 or 226216	226112	226206	226203	226204	226208
	6 Cyl. 3.0L		226116 or 226216	226112	226206	226203	226204	226208
	6 Cyl. 3.7L		Two 226114s	226112	226206	226203	226204	226208
	6 Cyl. 4.0L		Two 226114s	226112	226206	226203	226204	226208
07	4 Cyl.		226114	226112	226206	226203	226204	226208
	6 Cyl. 3.0L		226116 or 226216	226112	226206	226203	226204	226208
	6 Cyl. 3.5L		226116 or 226216	226112	226206	226203	226204	226208
	6 Cyl. 4.0L		Two 226114s	226112	226206	226203	226204	226208
06-02	4 Cyl.		226114	226112	226206	226203	226204	226208
	6 Cyl. 3.0L		226116 or 226216	226112	226206	226203	226204	226208
	6 Cyl. 4.0L		Two 226114s	226112	226206	226203	226204	226208
01-00	4 Cyl.		226114	226112	226206	226203	226204	226208
	6 Cyl. 2.5L		226116 or 226216	226112	226206	226203	226204	226208
	6 Cyl. 3.0L		226116 or 226216	226112	226206	226203	226204	226208
	6 Cyl. 4.0L		Two 226114s	226112	226206	226203	226204	226208
99-91	4 Cyl.		226114	226112	226206	226203	226204	226208
	6 Cyl. 3.0L		226116 or 226216	226112	226206	226203	226204	226208
	6 Cyl. 4.0L		Two 226114s	226112	226206	226203	226204	226208
90-89	4 Cyl.		226114	226112	226206	226203	226204	226208
	6 Cyl.		226116 or 226216	226112	226206	226203	226204	226208
88-87	All Eng.		226114	226112	226206	226203	226204	226208
86-72	All Eng.		226112	226110	226206	226203	226204	226208
MERCURY CARS AND MINI VANS								
11-10	4 Cyl.		226114	226112	226206	226203	226204	226208
	6 Cyl.		226114	226112	226206	226203	226204	226208
	8 Cyl.		(3)	226112	226206	226203	226204	226208
09-08	4 Cyl.		226114	226112	226206	226203	226204	226208
	6 Cyl.		226116 or 226216	226112	226206	226203	226204	226208
	8 Cyl.		(3)	226112	226206	226203	226204	226208
07-06	4 Cyl.		226114	226114	226206	226203	226204	226208
	6 Cyl.		226116 or 226216	226112	226206	226203	226204	226208
	8 Cyl.		(3)	226114	226206	226203	226204	226208
05-03	6 Cyl.		226116 or 226216	226112	226206	226203	226204	226208
	8 Cyl.		(3)	226114	226206	226203	226204	226208
02-99	4 Cyl.		226112	226110	226206	226203	226204	226208
	6 Cyl. 2.5L		226114	226112	226206	226203	226204	226208
	6 Cyl. 3.0L		226116 or 226216	226112	226206	226203	226204	226208
	6 Cyl. 3.3L		226116 or 226216	226112	226206	226203	226204	226208
	8 Cyl.		(3)	226114	226206	226203	226204	226208
98	4 Cyl.		226112	226110	226206	226203	226204	226208
	6 Cyl. 2.5L		226114	226112	226206	226203	226204	226208

CAUTION: Do not use smaller fan(s) than those recommended. Cooling problems may result.

(1) The recommended fan(s) for primary cooling are based on required airflow for that vehicle. Measure available core space to verify the fan(s) will fit. See page 320 for fan dimensions.

(2) For add-on cooling, use the largest fan that will fit. Allow 1" clearance between the fan and closest vehicle component. See electrical guide for fan dimensions.

(3) Air volume requirements too large for electric fans. Use fan clutch. See Fan Clutch applications.

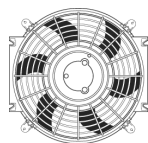


ELECTRIC FANS

Application Guide

RAPID-COOL®/THIN-LINE

FAN CONTROLLERS



ELECTRIC FANS

YEAR	ENGINE	APPLICATION	PRIMARY COOLING (1)	ADD-ON COOLING (2)	PRESET	ECONO ADJUSTABLE	PREMIUM ADJUSTABLE PUSH-IN	PREMIUM ADJUSTABLE SCREW-IN
MERCURY CARS AND MINI VANS								
98	6 Cyl. 3.0L		226116 or 226216	226112	226206	226203	226204	226208
	8 Cyl.		(3)	226114	226206	226203	226204	226208
97-95	4 Cyl.		226112	226110	226206	226203	226204	226208
	6 Cyl. 2.5L		226114	226112	226206	226203	226204	226208
	6 Cyl. 3.0L		226116 or 226216	226112	226206	226203	226204	226208
	6 Cyl. 3.8L		Two 226114s	226112	226206	226203	226204	226208
94-93	8 Cyl.		(3)	226114	226206	226203	226204	226208
	4 Cyl. 1.6L		226112	226110	226206	226203	226204	226208
	4 Cyl. 1.8L		226112	226110	226206	226203	226204	226208
	4 Cyl. 1.9L		226112	226110	226206	226203	226204	226208
	4 Cyl. 2.3L		226114	226112	226206	226203	226204	226208
	6 Cyl. 3.0L		226116 or 226216	226112	226206	226203	226204	226208
	6 Cyl. 3.8L		Two 226114s	226114	226206	226203	226204	226208
	8 Cyl.		(3)	226114	226206	226203	226204	226208
	4 Cyl. 1.6L		226112	226110	226206	226203	226204	226208
	4 Cyl. 1.8L		226112	226110	226206	226203	226204	226208
92-91	4 Cyl. 1.9L		226112	226110	226206	226203	226204	226208
	4 Cyl. 2.3L		226114	226112	226206	226203	226204	226208
	6 Cyl. 3.0L		226116 or 226216	226112	226206	226203	226204	226208
	6 Cyl. 3.8L		Two 226114s	226112	226206	226203	226204	226208
	8 Cyl.		(3)	226114	226206	226203	226204	226208
	4 Cyl.		226114	226112	226206	226203	226204	226208
90	6 Cyl. 3.0L		226116 or 226216	226112	226206	226203	226204	226208
	6 Cyl. 3.8L		Two 226114s	226112	226206	226203	226204	226208
	8 Cyl.		(3)	226114	226206	226203	226204	226208
	4 Cyl.		226114	226112	226206	226203	226204	226208
89-88	6 Cyl. 3.0L		226116 or 226216	226112	226206	226203	226204	226208
	6 Cyl. 3.8L		Two 226114s	226112	226206	226203	226204	226208
	8 Cyl.		(3)	226114	226206	226203	226204	226208
	4 Cyl. 1.6L		226112	226110	226206	226203	226204	226208
	4 Cyl. 2.3L		226114	226112	226206	226203	226204	226208
	6 Cyl. 3.0L		226116 or 226216	226112	226206	226203	226204	226208
87	6 Cyl. 3.8L		Two 226114s	226112	226206	226203	226204	226208
	8 Cyl.		(3)	226114	226206	226203	226204	226208
	4 Cyl. 1.9L		226112	226110	226206	226203	226204	226208
	4 Cyl. 2.0L		226112	226110	226206	226203	226204	226208
	4 Cyl. 2.3L		226114	226112	226206	226203	226204	226208
	6 Cyl. 3.0L		226116 or 226216	226112	226206	226203	226204	226208
86	6 Cyl. 3.8L		Two 226114s	226112	226206	226203	226204	226208
	8 Cyl.		(3)	226114	226206	226203	226204	226208
	4 Cyl. 1.9L		226112	226110	226206	226203	226204	226208
	4 Cyl. 2.0L		226112	226110	226206	226203	226204	226208
	4 Cyl. 2.3L		226114	226112	226206	226203	226204	226208
	4 Cyl. 2.5L		226114	226112	226206	226203	226204	226208
	6 Cyl. 3.0L		226116 or 226216	226112	226206	226203	226204	226208
	6 Cyl. 3.8L		Two 226114s	226112	226206	226203	226204	226208
85	8 Cyl.		(3)	226114	226206	226203	226204	226208
	4 Cyl. 1.6L		226112	226110	226206	226203	226204	226208
	4 Cyl. 1.9L		226112	226110	226206	226203	226204	226208
	4 Cyl. 2.0L		226112	226110	226206	226203	226204	226208

CAUTION: Do not use smaller fan(s) than those recommended. Cooling problems may result.

(1) The recommended fan(s) for primary cooling are based on required airflow for that vehicle. Measure available core space to verify the fan(s) will fit. See page 320 for fan dimensions.

(2) For add-on cooling, use the largest fan that will fit. Allow 1" clearance between the fan and closest vehicle component. See electrical guide for fan dimensions.


(3) Air volume requirements too large for electric fans. Use fan clutch. See Fan Clutch applications.



ELECTRIC FANS

Application Guide

RAPID-COOL®/THIN-LINE



FAN CONTROLLERS



YEAR	ENGINE	APPLICATION	PRIMARY COOLING (1)	ADD-ON COOLING (2)	PRESET	ECONO ADJUSTABLE	PREMIUM ADJUSTABLE PUSH-IN	PREMIUM ADJUSTABLE SCREW-IN
MERCURY CARS AND MINI VANS								
85	4 Cyl. 2.3L		226114	226112	226206	226203	226204	226208
	6 Cyl.		Two 226114s	226112	226206	226203	226204	226208
	8 Cyl.		(3)	226114	226206	226203	226204	226208
84	4 Cyl. 1.6L		226112	226110	226206	226203	226204	226208
	4 Cyl. 2.0L		226112	226110	226206	226203	226204	226208
	4 Cyl. 2.3L		226114	226112	226206	226203	226204	226208
	6 Cyl.		Two 226114s	226112	226206	226203	226204	226208
83-82	4 Cyl. 1.6L		226112	226110	226206	226203	226204	226208
	4 Cyl. 2.3L		226114	226112	226206	226203	226204	226208
	6 Cyl. 3.3L		226116 or 226216	226112	226206	226203	226204	226208
	6 Cyl. 3.8L		Two 226114s	226112	226206	226203	226204	226208
81	4 Cyl.		(3)	226114	226206	226203	226204	226208
	4 Cyl. 1.6L		226112	226110	226206	226203	226204	226208
	4 Cyl. 2.3L		226114	226112	226206	226203	226204	226208
	6 Cyl.		226116 or 226216	226112	226206	226203	226204	226208
80	4 Cyl.		(3)	226114	226206	226203	226204	226208
	4 Cyl.		226114	226112	226206	226203	226204	226208
	6 Cyl. 3.3L		226116 or 226216	226112	226206	226203	226204	226208
	6 Cyl. 4.1L		Two 226114s	226112	226206	226203	226204	226208
79-75	4 Cyl.		(3)	226114	226206	226203	226204	226208
	4 Cyl.		226114	226112	226206	226203	226204	226208
	6 Cyl. 2.8L		226116 or 226216	226112	226206	226203	226204	226208
	6 Cyl. 3.3L		226116 or 226216	226112	226206	226203	226204	226208
74	6 Cyl. 4.1L		Two 226114s	226112	226206	226203	226204	226208
	8 Cyl.		(3)	226114	226206	226203	226204	226208
	4 Cyl.		226112	226110	226206	226203	226204	226208
	6 Cyl. 2.8L		226116 or 226216	226112	226206	226203	226204	226208
73	6 Cyl. 3.3L		226116 or 226216	226112	226206	226203	226204	226208
	6 Cyl. 4.1L		Two 226114s	226112	226206	226203	226204	226208
	8 Cyl.		(3)	226114	226206	226203	226204	226208
	4 Cyl.		226112	226110	226206	226203	226204	226208
72	6 Cyl. 2.6L		226114	226112	226206	226203	226204	226208
	6 Cyl. 3.3L		226116 or 226216	226112	226206	226203	226204	226208
	6 Cyl. 4.1L		Two 226114s	226112	226206	226203	226204	226208
	8 Cyl.		(3)	226114	226206	226203	226204	226208
71-70	4 Cyl.		226112	226110	226206	226203	226204	226208
	6 Cyl. 2.8L		226116 or 226216	226112	226206	226203	226204	226208
	6 Cyl. 3.3L		226116 or 226216	226112	226206	226203	226204	226208
	6 Cyl. 4.1L		Two 226114s	226112	226206	226203	226204	226208

CAUTION: Do not use smaller fan(s) than those recommended. Cooling problems may result.

(1) The recommended fan(s) for primary cooling are based on required airflow for that vehicle. Measure available core space to verify the fan(s) will fit. See page 320 for fan dimensions.

(2) For add-on cooling, use the largest fan that will fit. Allow 1" clearance between the fan and closest vehicle component. See electrical guide for fan dimensions.

(3) Air volume requirements too large for electric fans. Use fan clutch. See Fan Clutch applications.

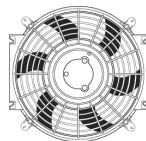


ELECTRIC FANS

Application Guide

RAPID-COOL®/THIN-LINE

FAN CONTROLLERS



ELECTRIC FANS

YEAR	ENGINE	APPLICATION	PRIMARY COOLING (1)	ADD-ON COOLING (2)	PRESET	ECONO ADJUSTABLE	PREMIUM ADJUSTABLE PUSH-IN	PREMIUM ADJUSTABLE SCREW-IN
MERCURY CARS AND MINI VANS								
71-70	8 Cyl.		(3)	226114	226206	226203	226204	226208
69	6 Cyl. 2.8L		226116 or 226216	226112	226206	226203	226204	226208
	6 Cyl. 3.3L		226116 or 226216	226112	226206	226203	226204	226208
	6 Cyl. 4.1L		Two 226114s	226112	226206	226203	226204	226208
	8 Cyl.		(3)	226114	226206	226203	226204	226208
68-66	6 Cyl.		226116 or 226216	226112	226206	226203	226204	226208
	8 Cyl.		(3)	226114	226206	226203	226204	226208
65-64	6 Cyl.		226116 or 226216	226112	226206	226203	226204	226208
	8 Cyl. 4.3L		(3)	226114	226206	226203	226204	226208
	8 Cyl. 4.7L		Two 226114s	226112	226206	226203	226204	226208
	8 Cyl. 6.4L		(3)	226114	226206	226203	226204	226208
63	8 Cyl. 7.0L		(3)	226114	226206	226203	226204	226208
	6 Cyl. 2.4L		226114	226112	226206	226203	226204	226208
	6 Cyl. 2.8L		226116 or 226216	226112	226206	226203	226204	226208
	6 Cyl. 3.3L		226116 or 226216	226112	226206	226203	226204	226208
	8 Cyl. 3.6L		Two 226114s	226112	226206	226203	226204	226208
	8 Cyl. 4.3L		(3)	226114	226206	226203	226204	226208
	8 Cyl. 4.7L		(3)	226114	226206	226203	226204	226208
	8 Cyl. 6.4L		(3)	226114	226206	226203	226204	226208
	8 Cyl. 6.6L		(3)	226114	226206	226203	226204	226208
	8 Cyl. 7.0L		(3)	226114	226206	226203	226204	226208
62	6 Cyl. 2.4L		226114	226112	226206	226203	226204	226208
	6 Cyl. 2.8L		Two 226114s	226112	226206	226203	226204	226208
	6 Cyl. 3.6L		226116 or 226216	226112	226206	226203	226204	226208
	8 Cyl. 3.6L		Two 226114s	226112	226206	226203	226204	226208
	8 Cyl. 4.3L		(3)	226114	226206	226203	226204	226208
	8 Cyl. 4.8L		(3)	226114	226206	226203	226204	226208
	8 Cyl. 5.8L		(3)	226114	226206	226203	226204	226208
	8 Cyl. 6.4L		(3)	226114	226206	226203	226204	226208
	8 Cyl. 6.6L		(3)	226114	226206	226203	226204	226208
	8 Cyl. 7.0L		(3)	226114	226206	226203	226204	226208
61	6 Cyl.		Two 226114s	226112	226206	226203	226204	226208
	8 Cyl.		(3)	226114	226206	226203	226204	226208
60	6 Cyl.		226114	226112	226206	226203	226204	226208
	8 Cyl.		(3)	226114	226206	226203	226204	226208
59-56	All Eng.		(3)	226114	226206	226203	226204	226208
55-50	All Eng.		Two 226114s	226112	226206	226203	226204	226208
49	8 Cyl. 3.7L		226116 or 226216	226112	226206	226203	226204	226208
	8 Cyl. 4.2L		(3)	226114	226206	226203	226204	226208
MERCURY SUVs								
11	All Eng.		226114	226112	226206	226203	226204	226208
10	4 Cyl.		226114	226112	226206	226203	226204	226208
	6 Cyl. 3.0L		226116 or 226216	226112	226206	226203	226204	226208
	6 Cyl. 4.0L		Two 226114s	226112	226206	226203	226204	226208
	8 Cyl.		(3)	226112	226206	226203	226204	226208
09-08	4 Cyl.		226114	226112	226206	226203	226204	226208

CAUTION: Do not use smaller fan(s) than those recommended. Cooling problems may result.

(1) The recommended fan(s) for primary cooling are based on required airflow for that vehicle. Measure available core space to verify the fan(s) will fit. See page 320 for fan dimensions.

(2) For add-on cooling, use the largest fan that will fit. Allow 1" clearance between the fan and closest vehicle component. See electrical guide for fan dimensions.

(3) Air volume requirements too large for electric fans. Use fan clutch. See Fan Clutch applications.




ELECTRIC FANS

Application Guide

RAPID-COOL®/THIN-LINE

FAN CONTROLLERS



YEAR	ENGINE	APPLICATION	PRIMARY COOLING (1)	ADD-ON COOLING (2)	PRESET	ECONO ADJUSTABLE	PREMIUM ADJUSTABLE PUSH-IN	PREMIUM ADJUSTABLE SCREW-IN
MERCURY SUVS								
09-08	6 Cyl.		226116 or 226216	226112	226206	226203	226204	226208
	8 Cyl.		(3)	226112	226206	226203	226204	226208
07-05	4 Cyl.		226114	226112	226206	226203	226204	226208
	6 Cyl. 3.0L		226116 or 226216	226112	226206	226203	226204	226208
	6 Cyl. 4.0L		Two 226114s	226112	226206	226203	226204	226208
	8 Cyl.		(3)	226112	226206	226203	226204	226208
04-02	All Eng.		Two 226114s	226112	226206	226203	226204	226208
01-98	6 Cyl.		Two 226114s	226112	226206	226203	226204	226208
	8 Cyl.		(3)	226112	226206	226203	226204	226208
MITSUBISHI CARS AND MINI VANS								
14	3 Cyl.		226112	226110	226206	226203	226204	226208
	4 Cyl.		226114	226112	226206	226203	226204	226208
13	All Eng.		226114	226112	226206	226203	226204	226208
12	4 Cyl.		226114	226112	226206	226203	226204	226208
	6 Cyl.		(3)	226112	226206	226203	226204	226208
11-05	4 Cyl.		226114	226112	226206	226203	226204	226208
	6 Cyl.		226116 or 226216	226112	226206	226203	226204	226208
04	4 Cyl.		226114	226112	226206	226203	226204	226208
	6 Cyl. 3.0L		226116 or 226216	226112	226206	226203	226204	226208
	6 Cyl. 3.5L		226116 or 226216	226112	226206	226203	226204	226208
03	6 Cyl. 3.8L		Two 226114s	226112	226206	226203	226204	226208
	4 Cyl.		226114	226112	226206	226203	226204	226208
02	6 Cyl.		226116 or 226216	226112	226206	226203	226204	226208
	4 Cyl. 1.5L		226112	226110	226206	226203	226204	226208
01-00	4 Cyl. 1.8L		226112	226110	226206	226203	226204	226208
	4 Cyl. 2.0L		226114	226112	226206	226203	226204	226208
	4 Cyl. 2.4L		226114	226112	226206	226203	226204	226208
	6 Cyl.		226116 or 226216	226112	226206	226203	226204	226208
	4 Cyl. 1.5L		226112	226110	226206	226203	226204	226208
	4 Cyl. 1.8L		226112	226110	226206	226203	226204	226208
99-93	4 Cyl. 2.4L		226114	226112	226206	226203	226204	226208
	6 Cyl.		226116 or 226216	226112	226206	226203	226204	226208
	4 Cyl. 1.5L		226112	226110	226206	226203	226204	226208
	4 Cyl. 1.8L		226112	226110	226206	226203	226204	226208
	4 Cyl. 2.0L		226114	226112	226206	226203	226204	226208
92	4 Cyl. 2.4L		226114	226112	226206	226203	226204	226208
	6 Cyl.		226116 or 226216	226112	226206	226203	226204	226208
	4 Cyl. 1.5L		226112	226110	226206	226203	226204	226208
	4 Cyl. 1.6L		226112	226110	226206	226203	226204	226208
	4 Cyl. 1.8L		226112	226110	226206	226203	226204	226208
91	4 Cyl. 2.0L		226114	226112	226206	226203	226204	226208
	4 Cyl. 2.4L		226114	226112	226206	226203	226204	226208
	6 Cyl.		226116 or 226216	226112	226206	226203	226204	226208

CAUTION: Do not use smaller fan(s) than those recommended. Cooling problems may result.

(1) The recommended fan(s) for primary cooling are based on required airflow for that vehicle. Measure available core space to verify the fan(s) will fit. See page 320 for fan dimensions.

(2) For add-on cooling, use the largest fan that will fit. Allow 1" clearance between the fan and closest vehicle component. See electrical guide for fan dimensions.

(3) Air volume requirements too large for electric fans. Use fan clutch. See Fan Clutch applications.

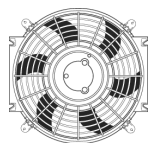


ELECTRIC FANS

Application Guide

RAPID-COOL®/THIN-LINE

FAN CONTROLLERS



ELECTRIC FANS

YEAR	ENGINE	APPLICATION	PRIMARY COOLING (1)	ADD-ON COOLING (2)	PRESET	ECONO ADJUSTABLE	PREMIUM ADJUSTABLE PUSH-IN	PREMIUM ADJUSTABLE SCREW-IN
MITSUBISHI CARS AND MINI VANS								
91	4 Cyl. 1.8L		226112	226110	226206	226203	226204	226208
	4 Cyl. 2.0L		226114	226112	226206	226203	226204	226208
	6 Cyl.		226116 or 226216	226112	226206	226203	226204	226208
90	4 Cyl. 1.5L		226112	226110	226206	226203	226204	226208
	4 Cyl. 1.8L		226112	226110	226206	226203	226204	226208
	4 Cyl. 2.0L		226114	226112	226206	226203	226204	226208
89	6 Cyl.		226116 or 226216	226112	226206	226203	226204	226208
	4 Cyl. 1.5L		226112	226110	226206	226203	226204	226208
	4 Cyl. 1.6L		226112	226110	226206	226203	226204	226208
88	4 Cyl. 2.0L		226114	226112	226206	226203	226204	226208
	4 Cyl. 2.6L		226114	226112	226206	226203	226204	226208
	6 Cyl.		226116 or 226216	226112	226206	226203	226204	226208
	4 Cyl. 1.5L		226112	226110	226206	226203	226204	226208
	4 Cyl. 1.6L		226112	226110	226206	226203	226204	226208
87-85	4 Cyl. 1.8L		226112	226110	226206	226203	226204	226208
	4 Cyl. 2.0L		226114	226112	226206	226203	226204	226208
	4 Cyl. 2.4L		226114	226112	226206	226203	226204	226208
	4 Cyl. 2.6L		226114	226112	226206	226203	226204	226208
	6 Cyl.		226116 or 226216	226112	226206	226203	226204	226208
84	4 Cyl. 1.8L		226112	226110	226206	226203	226204	226208
	4 Cyl. 2.0L		226114	226112	226206	226203	226204	226208
	4 Cyl. 2.6L		226114	226112	226206	226203	226204	226208
83	4 Cyl. 1.8L		226112	226110	226206	226203	226204	226208
MITSUBISHI TRUCKS AND SUVs								
15	All Eng.		226114	226112	226206	226203	226204	226208
14-09	4 Cyl.		226114	226112	226206	226203	226204	226208
	6 Cyl.		226116 or 226216	226112	226206	226203	226204	226208
08	4 Cyl.		226114	226112	226206	226203	226204	226208
	6 Cyl. 3.0L		226116 or 226216	226112	226206	226203	226204	226208
	6 Cyl. 3.7L		226116 or 226216	226112	226206	226203	226204	226208
	6 Cyl. 3.8L		Two 226114s	226112	226206	226203	226204	226208
07	6 Cyl. 3.0L		226116 or 226216	226112	226206	226203	226204	226208
	6 Cyl. 3.7L		226116 or 226216	226112	226206	226203	226204	226208
	6 Cyl. 3.8L		Two 226114s	226112	226206	226203	226204	226208
06-05	8 Cyl.		(3)	226112	226206	226203	226204	226208
	All Eng.		226114	226112	226206	226203	226204	226208
04	4 Cyl.		226114	226112	226206	226203	226204	226208
	6 Cyl. 3.5L		226116 or 226216	226112	226206	226203	226204	226208
03	6 Cyl. 3.8L		Two 226114s	226112	226206	226203	226204	226208
	4 Cyl.		226114	226112	226206	226203	226204	226208

CAUTION: Do not use smaller fan(s) than those recommended. Cooling problems may result.

(1) The recommended fan(s) for primary cooling are based on required airflow for that vehicle. Measure available core space to verify the fan(s) will fit. See page 320 for fan dimensions.

(2) For add-on cooling, use the largest fan that will fit. Allow 1" clearance between the fan and closest vehicle component. See electrical guide for fan dimensions.

(3) Air volume requirements too large for electric fans. Use fan clutch. See Fan Clutch applications.




ELECTRIC FANS

Application Guide

RAPID-COOL®/THIN-LINE

FAN CONTROLLERS



YEAR	ENGINE	APPLICATION	PRIMARY COOLING (1)	ADD-ON COOLING (2)	PRESET	ECONO ADJUSTABLE	PREMIUM ADJUSTABLE PUSH-IN	PREMIUM ADJUSTABLE SCREW-IN
MITSUBISHI TRUCKS AND SUVS								
09	6 Cyl. 3.0L		226116 or 226216	226112	226206	226203	226204	226208
	6 Cyl. 3.5L		226116 or 226216	226112	226206	226203	226204	226208
	6 Cyl. 3.8L		Two 226114s	226112	226206	226203	226204	226208
02-00	All Eng.		226116 or 226216	226112	226206	226203	226204	226208
99-89	4 Cyl.		226114	226112	226206	226203	226204	226208
	6 Cyl.		226116 or 226216	226112	226206	226203	226204	226208
MITSUBISHI VANS								
90-87	All Eng.		226114	226112	226206	226203	226204	226208
NISSAN CARS AND MINI VANS								
15-13	4 Cyl. 1.6L		226112	226110	226206	226203	226204	226208
	4 Cyl. 1.8L		226112	226110	226206	226203	226204	226208
	4 Cyl. 2.5L		226114	226112	226206	226203	226204	226208
	6 Cyl.		226116 or 226216	226112	226206	226203	226204	226208
12-09	4 Cyl. 1.6L		226112	226110	226206	226203	226204	226208
	4 Cyl. 1.8L		226112	226110	226206	226203	226204	226208
	4 Cyl. 2.0L		226114	226112	226206	226203	226204	226208
	4 Cyl. 2.5L		226114	226112	226206	226203	226204	226208
08-07	6 Cyl.		226116 or 226216	226112	226206	226203	226204	226208
	4 Cyl. 1.8L		226112	226110	226206	226203	226204	226208
	4 Cyl. 2.0L		226114	226112	226206	226203	226204	226208
	4 Cyl. 2.5L		226114	226112	226206	226203	226204	226208
06-02	6 Cyl.		226116 or 226216	226112	226206	226203	226204	226208
	4 Cyl. 1.8L		226112	226110	226206	226203	226204	226208
	4 Cyl. 2.5L		226114	226112	226206	226203	226204	226208
	6 Cyl.		226116 or 226216	226112	226206	226203	226204	226208
01-00	4 Cyl. 1.8L		226112	226110	226206	226203	226204	226208
	4 Cyl. 2.0L		226114	226112	226206	226203	226204	226208
	4 Cyl. 2.4L		226114	226112	226206	226203	226204	226208
	6 Cyl.		226116 or 226216	226112	226206	226203	226204	226208
99-91	4 Cyl. 1.6L		226112	226110	226206	226203	226204	226208
	4 Cyl. 2.0L		226114	226112	226206	226203	226204	226208
	4 Cyl. 2.4L		226114	226112	226206	226203	226204	226208
	6 Cyl.		226116 or 226216	226112	226206	226203	226204	226208
90	4 Cyl. 1.6L		226112	226110	226206	226203	226204	226208
	4 Cyl. 2.4L		226114	226112	226206	226203	226204	226208
	6 Cyl.		226116 or 226216	226112	226206	226203	226204	226208
89	4 Cyl. 1.6L		226112	226110	226206	226203	226204	226208
	4 Cyl. 1.8L		226112	226110	226206	226203	226204	226208
	4 Cyl. 2.0L		226114	226112	226206	226203	226204	226208
	4 Cyl. 2.4L		226114	226112	226206	226203	226204	226208
	6 Cyl.		226116 or 226216	226112	226206	226203	226204	226208
88	4 Cyl. 1.6L		226112	226110	226206	226203	226204	226208
	4 Cyl. 1.8L		226112	226110	226206	226203	226204	226208
	4 Cyl. 2.0L		226114	226112	226206	226203	226204	226208
	6 Cyl.		226116 or 226216	226112	226206	226203	226204	226208

CAUTION: Do not use smaller fan(s) than those recommended. Cooling problems may result.

(1) The recommended fan(s) for primary cooling are based on required airflow for that vehicle. Measure available core space to verify the fan(s) will fit. See page 320 for fan dimensions.

(2) For add-on cooling, use the largest fan that will fit. Allow 1" clearance between the fan and closest vehicle component. See electrical guide for fan dimensions.

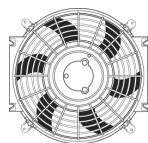


ELECTRIC FANS

Application Guide

RAPID-COOL®/THIN-LINE

FAN CONTROLLERS



ELECTRIC FANS

YEAR	ENGINE	APPLICATION	PRIMARY	ADD-ON	PRESET	ECONO	PREMIUM	PREMIUM
			COOLING	COOLING		ADJUSTABLE	ADJUSTABLE	ADJUSTABLE
			(1)	(2)		ADJUSTABLE	PUSH-IN	SCREW-IN
NISSAN CARS AND MINI VANS								
87	4 Cyl. 1.6L		226112	226110	226206	226203	226204	226208
	4 Cyl. 2.0L		226114	226112	226206	226203	226204	226208
	6 Cyl.		226116 or 226216	226112	226206	226203	226204	226208
86-85	4 Cyl. 1.6L		226112	226110	226206	226203	226204	226208
	4 Cyl. 1.7L		226112	226110	226206	226203	226204	226208
	4 Cyl. 1.8L		226112	226110	226206	226203	226204	226208
	4 Cyl. 2.0L		226114	226112	226206	226203	226204	226208
	6 Cyl.		226116 or 226216	226112	226206	226203	226204	226208
84	4 Cyl. 1.5L		226112	226110	226206	226203	226204	226208
	4 Cyl. 1.6L		226112	226110	226206	226203	226204	226208
	4 Cyl. 1.7L		226112	226110	226206	226203	226204	226208
	4 Cyl. 1.8L		226112	226110	226206	226203	226204	226208
	4 Cyl. 2.0L		226114	226112	226206	226203	226204	226208
83	6 Cyl.		226116 or 226216	226112	226206	226203	226204	226208
	4 Cyl. 1.5L		226112	226110	226206	226203	226204	226208
	4 Cyl. 1.6L		226112	226110	226206	226203	226204	226208
	4 Cyl. 1.7L		226112	226110	226206	226203	226204	226208
	4 Cyl. 2.0L		226114	226112	226206	226203	226204	226208
82	4 Cyl. 2.2L		226114	226112	226206	226203	226204	226208
	6 Cyl.		226114	226112	226206	226203	226204	226208
	4 Cyl. 1.2L		226112	226110	226206	226203	226204	226208
	4 Cyl. 1.4L		226112	226110	226206	226203	226204	226208
	4 Cyl. 1.5L		226112	226110	226206	226203	226204	226208
81-79	4 Cyl. 2.0L		226114	226112	226206	226203	226204	226208
	4 Cyl. 2.2L		226114	226112	226206	226203	226204	226208
	6 Cyl.		226114	226112	226206	226203	226204	226208
	4 Cyl. 1.2L		226112	226110	226206	226203	226204	226208
	4 Cyl. 1.4L		226112	226110	226206	226203	226204	226208
78-75	4 Cyl. 1.5L		226112	226110	226206	226203	226204	226208
	4 Cyl. 2.0L		226114	226112	226206	226203	226204	226208
	6 Cyl.		226114	226112	226206	226203	226204	226208
74	4 Cyl. 1.4L		226112	226110	226206	226203	226204	226208
	4 Cyl. 2.0L		226114	226112	226206	226203	226204	226208
	6 Cyl.		226114	226112	226206	226203	226204	226208
73-71	4 Cyl. 1.3L		226112	226110	226206	226203	226204	226208
	4 Cyl. 1.8L		226112	226110	226206	226203	226204	226208
	4 Cyl. 2.0L		226114	226112	226206	226203	226204	226208
70	6 Cyl.		226114	226112	226206	226203	226204	226208
	4 Cyl.		226112	226110	226206	226203	226204	226208
	6 Cyl.		226114	226112	226206	226203	226204	226208
69-67	4 Cyl. 1.0L		226112	226110	226206	226203	226204	226208
	4 Cyl. 1.2L		226112	226110	226206	226203	226204	226208
	4 Cyl. 1.6L		226112	226110	226206	226203	226204	226208
	4 Cyl. 2.0L		226114	226112	226206	226203	226204	226208
	6 Cyl.		226114	226112	226206	226203	226204	226208

CAUTION: Do not use smaller fan(s) than those recommended. Cooling problems may result.

(1) The recommended fan(s) for primary cooling are based on required airflow for that vehicle. Measure available core space to verify the fan(s) will fit. See page 320 for fan dimensions.

(2) For add-on cooling, use the largest fan that will fit. Allow 1" clearance between the fan and closest vehicle component. See electrical guide for fan dimensions.




ELECTRIC FANS

Application Guide

RAPID-COOL®/THIN-LINE

FAN CONTROLLERS



YEAR	ENGINE	APPLICATION	PRIMARY COOLING (1)	ADD-ON COOLING (2)	PRESET	ECONO ADJUSTABLE	PREMIUM ADJUSTABLE PUSH-IN	PREMIUM ADJUSTABLE SCREW-IN
NISSAN CARS AND MINI VANS								
69-67	4 Cyl. 1.6L		226112	226110	226206	226203	226204	226208
	4 Cyl. 2.0L		226114	226112	226206	226203	226204	226208
	6 Cyl.		226114	226112	226206	226203	226204	226208
66-61	4 Cyl.		226112	226110	226206	226203	226204	226208
	6 Cyl.		226114	226112	226206	226203	226204	226208
60-58	All Eng.		226112	226110	226206	226203	226204	226208
NISSAN TRUCKS AND SUVs								
15	4 Cyl.		226114	226112	226206	226203	226204	226208
	6 Cyl.		226116 or 226216	226112	226206	226203	226204	226208
14-11	4 Cyl. 1.6L		226112	226110	226206	226203	226204	226208
	4 Cyl. 1.8L		226112	226110	226206	226203	226204	226208
	4 Cyl. 2.5L		226114	226112	226206	226203	226204	226208
	6 Cyl. 3.5L		226116 or 226216	226112	226206	226203	226204	226208
	6 Cyl. 4.0L		Two 226114s	226112	226206	226203	226204	226208
10-09	8 Cyl.		(3)	226114	226206	226203	226204	226208
	4 Cyl. 1.8L		226112	226110	226206	226203	226204	226208
	4 Cyl. 2.5L		226114	226112	226206	226203	226204	226208
	6 Cyl. 3.5L		226116 or 226216	226112	226206	226203	226204	226208
	6 Cyl. 4.0L		Two 226114s	226112	226206	226203	226204	226208
08	8 Cyl.		(3)	226114	226206	226203	226204	226208
	4 Cyl.		226114	226112	226206	226203	226204	226208
	6 Cyl.		Two 226114s	226112	226206	226203	226204	226208
07-05	8 Cyl.		(3)	226114	226206	226203	226204	226208
	4 Cyl.		226114	226112	226206	226203	226204	226208
	6 Cyl. 3.5L		226116 or 226216	226112	226206	226203	226204	226208
04	6 Cyl. 4.0L		Two 226114s	226112	226206	226203	226204	226208
	8 Cyl.		(3)	226114	226206	226203	226204	226208
	4 Cyl.		226114	226112	226206	226203	226204	226208
03-86	6 Cyl.		226116 or 226216	226112	226206	226203	226204	226208
	8 Cyl.		(3)	226114	226206	226203	226204	226208
	4 Cyl.		226114	226112	226206	226203	226204	226208
85-75	All Eng.		226114	226112	226206	226203	226204	226208
74-70	All Eng.		226112	226110	226206	226203	226204	226208
69-65	4 Cyl.		226112	226110	226206	226203	226204	226208
	6 Cyl.		226114	226112	226206	226203	226204	226208
64-61	All Eng.		226114	226112	226206	226203	226204	226208
NISSAN VANS								
15-14	4 Cyl.		226114	226112	226206	226203	226204	226208
	6 Cyl. 3.5L		226116 or 226216	226112	226206	226203	226204	226208
	6 Cyl. 4.0L		Two 226114s	226112	226206	226203	226204	226208
	8 Cyl.		(3)	226114	226206	226203	226204	226208
13	4 Cyl.		226114	226112	226206	226203	226204	226208
	6 Cyl.		Two 226114s	226112	226206	226203	226204	226208
	8 Cyl.		(3)	226114	226206	226203	226204	226208

CAUTION: Do not use smaller fan(s) than those recommended. Cooling problems may result.

(1) The recommended fan(s) for primary cooling are based on required airflow for that vehicle. Measure available core space to verify the fan(s) will fit. See page 320 for fan dimensions.

(2) For add-on cooling, use the largest fan that will fit. Allow 1" clearance between the fan and closest vehicle component. See electrical guide for fan dimensions.

(3) Air volume requirements too large for electric fans. Use fan clutch. See Fan Clutch applications.

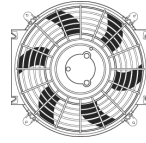


ELECTRIC FANS

Application Guide

RAPID-COOL®/THIN-LINE

FAN CONTROLLERS



YEAR	ENGINE	APPLICATION	PRIMARY COOLING (1)	ADD-ON COOLING (2)	PRESET	ECONO ADJUSTABLE	PREMIUM ADJUSTABLE PUSH-IN	PREMIUM ADJUSTABLE SCREW-IN
NISSAN VANS								
12	6 Cyl.		Two 226114s	226112	226206	226203	226204	226208
	8 Cyl.		(3)	226114	226206	226203	226204	226208
88-87	All Eng.		226114	226112	226206	226203	226204	226208
OLDSMOBILE CARS AND MINI VANS								
04	All Eng.		226116 or 226216	226112	226206	226203	226204	226208
03-01	4 Cyl.		226114	226112	226206	226203	226204	226208
	6 Cyl.		226116 or 226216	226112	226206	226203	226204	226208
	8 Cyl.		Two 226114s	226112	226206	226203	226204	226208
00	4 Cyl.		226114	226112	226206	226203	226204	226208
	6 Cyl.		226116 or 226216	226112	226206	226203	226204	226208
99	4 Cyl.		226114	226112	226206	226203	226204	226208
	6 Cyl. 3.1L		226116 or 226216	226112	226206	226203	226204	226208
	6 Cyl. 3.4L		226116 or 226216	226112	226206	226203	226204	226208
	6 Cyl. 3.5L		226116 or 226216	226112	226206	226203	226204	226208
	6 Cyl. 3.8L		Two 226114s	226112	226206	226203	226204	226208
	8 Cyl.		Two 226114s	226112	226206	226203	226204	226208
98-95	4 Cyl.		226114	226112	226206	226203	226204	226208
	6 Cyl. 3.1L		226116 or 226216	226112	226206	226203	226204	226208
	6 Cyl. 3.4L		226116 or 226216	226112	226206	226203	226204	226208
	6 Cyl. 3.8L		Two 226114s	226112	226206	226203	226204	226208
	8 Cyl.		Two 226114s	226112	226206	226203	226204	226208
94	4 Cyl.		226114	226112	226206	226203	226204	226208
	6 Cyl. 3.1L		226116 or 226216	226112	226206	226203	226204	226208
	6 Cyl. 3.4L		226116 or 226216	226112	226206	226203	226204	226208
	6 Cyl. 3.8L		Two 226114s	226112	226206	226203	226204	226208
93	4 Cyl.		226114	226112	226206	226203	226204	226208
	6 Cyl. 3.1L		226116 or 226216	226112	226206	226203	226204	226208
	6 Cyl. 3.3L		226116 or 226216	226112	226206	226203	226204	226208
	6 Cyl. 3.4L		226116 or 226216	226112	226206	226203	226204	226208
	6 Cyl. 3.8L		Two 226114s	226112	226206	226203	226204	226208
92-91	4 Cyl.		226114	226112	226206	226203	226204	226208
	6 Cyl. 3.1L		226116 or 226216	226112	226206	226203	226204	226208
	6 Cyl. 3.3L		226116 or 226216	226112	226206	226203	226204	226208
	6 Cyl. 3.4L		226116 or 226216	226112	226206	226203	226204	226208
	6 Cyl. 3.8L		Two 226114s	226112	226206	226203	226204	226208
	8 Cyl.		(3)	226112	226206	226203	226204	226208
90	4 Cyl.		226114	226112	226206	226203	226204	226208
	6 Cyl. 3.1L		226116 or 226216	226112	226206	226203	226204	226208
	6 Cyl. 3.3L		226116 or 226216	226112	226206	226203	226204	226208
	6 Cyl. 3.8L		Two 226114s	226112	226206	226203	226204	226208
	8 Cyl.		(3)	226112	226206	226203	226204	226208
89	4 Cyl.		226114	226112	226206	226203	226204	226208
	6 Cyl. 2.8L		226114	226112	226206	226203	226204	226208
	6 Cyl. 3.1L		226116 or 226216	226112	226206	226203	226204	226208
	6 Cyl. 3.3L		226116 or 226216	226112	226206	226203	226204	226208

CAUTION: Do not use smaller fan(s) than those recommended. Cooling problems may result.

(1) The recommended fan(s) for primary cooling are based on required airflow for that vehicle. Measure available core space to verify the fan(s) will fit. See page 320 for fan dimensions.

(2) For add-on cooling, use the largest fan that will fit. Allow 1" clearance between the fan and closest vehicle component. See electrical guide for fan dimensions.

(3) Air volume requirements too large for electric fans. Use fan clutch. See Fan Clutch applications.


ELECTRIC FANS



ELECTRIC FANS

Application Guide

RAPID-COOL®/THIN-LINE



FAN CONTROLLERS



YEAR	ENGINE	APPLICATION	PRIMARY COOLING (1)	ADD-ON COOLING (2)	PRESET	ECONO ADJUSTABLE	PREMIUM ADJUSTABLE PUSH-IN	PREMIUM ADJUSTABLE SCREW-IN	
OLDSMOBILE CARS AND MINI VANS									
89	6 Cyl. 3.8L		Two 226114s	226112	226206	226203	226204	226208	
	8 Cyl.		(3)	226112	226206	226203	226204	226208	
88-87	4 Cyl.		226114	226112	226206	226203	226204	226208	
	6 Cyl. 2.8L		226116 or 226216	226112	226206	226203	226204	226208	
	6 Cyl. 3.0L		226116 or 226216	226112	226206	226203	226204	226208	
	6 Cyl. 3.8L		Two 226114s	226112	226206	226203	226204	226208	
	8 Cyl.		(3)	226112	226206	226203	226204	226208	
86	4 Cyl. 1.8L		226112	226110	226206	226203	226204	226208	
	4 Cyl. 2.0L		226114	226112	226206	226203	226204	226208	
	4 Cyl. 2.5L		226114	226112	226206	226203	226204	226208	
	6 Cyl. 2.8L		226116 or 226216	226112	226206	226203	226204	226208	
	6 Cyl. 3.0L		226116 or 226216	226112	226206	226203	226204	226208	
	6 Cyl. 3.8L		Two 226114s	226112	226206	226203	226204	226208	
	8 Cyl.		(3)	226112	226206	226203	226204	226208	
	85	4 Cyl. 1.8L		226112	226110	226206	226203	226204	226208
	4 Cyl. 2.0L		226114	226112	226206	226203	226204	226208	
4 Cyl. 2.5L		226114	226112	226206	226203	226204	226208		
	6 Cyl. 2.8L		226116 or 226216	226112	226206	226203	226204	226208	
	6 Cyl. 3.0L		226116 or 226216	226112	226206	226203	226204	226208	
	6 Cyl. 3.8L		Two 226114s	226112	226206	226203	226204	226208	
	6 Cyl. 4.3L		Two 226114s	226112	226206	226203	226204	226208	
	8 Cyl.		(3)	226112	226206	226203	226204	226208	
	84-83	4 Cyl. 1.8L		226112	226110	226206	226203	226204	226208
	4 Cyl. 2.0L		226114	226112	226206	226203	226204	226208	
	4 Cyl. 2.5L		226114	226112	226206	226203	226204	226208	
	6 Cyl. 2.8L		226116 or 226216	226112	226206	226203	226204	226208	
	6 Cyl. 3.0L		226116 or 226216	226112	226206	226203	226204	226208	
	6 Cyl. 3.8L		Two 226114s	226112	226206	226203	226204	226208	
	6 Cyl. 4.1L		Two 226114s	226112	226206	226203	226204	226208	
	6 Cyl. 4.3L		Two 226114s	226112	226206	226203	226204	226208	
	8 Cyl.		(3)	226112	226206	226203	226204	226208	
	82	4 Cyl. 1.8L		226112	226110	226206	226203	226204	226208
	4 Cyl. 2.5L		226114	226112	226206	226203	226204	226208	
	6 Cyl. 2.8L		226116 or 226216	226112	226206	226203	226204	226208	
	6 Cyl. 3.0L		226116 or 226216	226112	226206	226203	226204	226208	
	6 Cyl. 3.8L		Two 226114s	226112	226206	226203	226204	226208	
	6 Cyl. 4.1L		Two 226114s	226112	226206	226203	226204	226208	
	6 Cyl. 4.3L		Two 226114s	226112	226206	226203	226204	226208	
	8 Cyl. 4.3L		Two 226114s	226112	226206	226203	226204	226208	
	8 Cyl. 5.0L		(3)	226112	226206	226203	226204	226208	
	8 Cyl. 5.7L		(3)	226112	226206	226203	226204	226208	
	81-80	4 Cyl.	226114	226112	226206	226203	226204	226208	
	6 Cyl.		Two 226114s	226112	226206	226203	226204	226208	
	8 Cyl. 4.3L		Two 226114s	226112	226206	226203	226204	226208	
	8 Cyl. 5.0L		(3)	226112	226206	226203	226204	226208	
8 Cyl. 5.7L		(3)	226112	226206	226203	226204	226208		

CAUTION: Do not use smaller fan(s) than those recommended. Cooling problems may result.

(1) The recommended fan(s) for primary cooling are based on required airflow for that vehicle. Measure available core space to verify the fan(s) will fit. See page 320 for fan dimensions.

(2) For add-on cooling, use the largest fan that will fit. Allow 1" clearance between the fan and closest vehicle component. See electrical guide for fan dimensions.

(3) Air volume requirements too large for electric fans. Use fan clutch. See Fan Clutch applications.

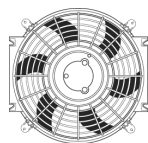


ELECTRIC FANS

Application Guide

RAPID-COOL®/THIN-LINE

FAN CONTROLLERS



YEAR	ENGINE	APPLICATION	PRIMARY COOLING (1)	ADD-ON COOLING (2)	PRESET	ECONO ADJUSTABLE	PREMIUM ADJUSTABLE PUSH-IN	PREMIUM ADJUSTABLE SCREW-IN
OLDSMOBILE CARS AND MINI VANS								
79	4 Cyl.		226114	226112	226206	226203	226204	226208
79	6 Cyl.		Two 226114s	226112	226206	226203	226204	226208
	8 Cyl. 4.3L		Two 226114s	226112	226206	226203	226204	226208
	8 Cyl. 4.9L		Two 226114s	226112	226206	226203	226204	226208
	8 Cyl. 5.0L		(3)	226112	226206	226203	226204	226208
	8 Cyl. 5.7L		(3)	226112	226206	226203	226204	226208
	8 Cyl. 6.6L		(3)	226114	226206	226203	226204	226208
78-77	4 Cyl.		226114	226112	226206	226203	226204	226208
	6 Cyl.		Two 226114s	226112	226206	226203	226204	226208
	8 Cyl. 4.3L		Two 226114s	226112	226206	226203	226204	226208
	8 Cyl. 5.0L		(3)	226112	226206	226203	226204	226208
	8 Cyl. 5.7L		(3)	226112	226206	226203	226204	226208
	8 Cyl. 6.6L		(3)	226114	226206	226203	226204	226208
76	4 Cyl.		226114	226112	226206	226203	226204	226208
	6 Cyl.		Two 226114s	226112	226206	226203	226204	226208
	8 Cyl. 4.3L		Two 226114s	226112	226206	226203	226204	226208
	8 Cyl. 5.7L		(3)	226112	226206	226203	226204	226208
	8 Cyl. 7.5L		(3)	226114	226206	226203	226204	226208
75	6 Cyl.		Two 226114s	226112	226206	226203	226204	226208
	8 Cyl. 4.3L		Two 226114s	226112	226206	226203	226204	226208
	8 Cyl. 5.7L		(3)	226112	226206	226203	226204	226208
	8 Cyl. 6.6L		(3)	226114	226206	226203	226204	226208
	8 Cyl. 7.5L		(3)	226114	226206	226203	226204	226208
74-70	6 Cyl.		Two 226114s	226112	226206	226203	226204	226208
	8 Cyl. 5.7L		(3)	226112	226206	226203	226204	226208
	8 Cyl. 7.5L		(3)	226114	226206	226203	226204	226208
69-68	6 Cyl.		Two 226114s	226112	226206	226203	226204	226208
	8 Cyl. 5.7L		(3)	226112	226206	226203	226204	226208
	8 Cyl. 6.6L		(3)	226114	226206	226203	226204	226208
	8 Cyl. 7.5L		(3)	226114	226206	226203	226204	226208
67-64	6 Cyl.		Two 226114s	226112	226206	226203	226204	226208
	8 Cyl.		(3)	226114	226206	226203	226204	226208
63-61	8 Cyl. 3.5L		226116 or 226216	226112	226206	226203	226204	226208
	8 Cyl. 6.5L		(3)	226114	226206	226203	226204	226208
60-51	All Eng.		(3)	226114	226206	226203	226204	226208
50-48	6 Cyl.		226116 or 226216	226112	226206	226203	226204	226208
	8 Cyl.		(3)	226114	226206	226203	226204	226208
47-46	6 Cyl.		226116 or 226216	226112	226206	226203	226204	226208
	8 Cyl.		Two 226114s	226114	226206	226203	226204	226208
42	6 Cyl.		Two 226114s	226112	226206	226203	226204	226208
OLDSMOBILE SUVs								
04-91	All Eng.		Two 226114s	226112	226206	226203	226204	226208

CAUTION: Do not use smaller fan(s) than those recommended. Cooling problems may result.

(1) The recommended fan(s) for primary cooling are based on required airflow for that vehicle. Measure available core space to verify the fan(s) will fit. See page 320 for fan dimensions.

(2) For add-on cooling, use the largest fan that will fit. Allow 1" clearance between the fan and closest vehicle component. See electrical guide for fan dimensions.

(3) Air volume requirements too large for electric fans. Use fan clutch. See Fan Clutch applications.


ELECTRIC FANS



ELECTRIC FANS

Application Guide

RAPID-COOL®/THIN-LINE



FAN CONTROLLERS



YEAR	ENGINE	APPLICATION	PRIMARY COOLING (1)	ADD-ON COOLING (2)	PRESET	ECONO ADJUSTABLE	PREMIUM ADJUSTABLE PUSH-IN	PREMIUM ADJUSTABLE SCREW-IN
PLYMOUTH CARS AND MINI VANS								
01	4 Cyl.		226112	226110	226206	226203	226204	226208
	6 Cyl.		226116 or 226216	226114	226206	226203	226204	226208
00	4 Cyl.		226114	226112	226206	226203	226204	226208
	6 Cyl. 3.0L		226116 or 226216	226112	226206	226203	226204	226208
	6 Cyl. 3.3L		226116 or 226216	226114	226206	226203	226204	226208
99	6 Cyl. 3.5L		226116 or 226216	226114	226206	226203	226204	226208
	4 Cyl. 2.0L		226114	226112	226206	226203	226204	226208
	4 Cyl. 2.4L		Two 226114s	226112	226206	226203	226204	226208
98	6 Cyl. 3.0L		226116 or 226216	226112	226206	226203	226204	226208
	6 Cyl. 3.3L		226116 or 226216	226112	226206	226203	226204	226208
	6 Cyl. 3.5L		226116 or 226216	226112	226206	226203	226204	226208
	6 Cyl. 3.8L		Two 226114s	226114	226206	226203	226204	226208
97-96	4 Cyl.		226114	226112	226206	226203	226204	226208
	6 Cyl.		226116 or 226216	226112	226206	226203	226204	226208
	4 Cyl.		226114	226112	226206	226203	226204	226208
95	6 Cyl. 3.0L		226116 or 226216	226112	226206	226203	226204	226208
	6 Cyl. 3.3L		226116 or 226216	226112	226206	226203	226204	226208
	6 Cyl. 3.8L		Two 226114s	226114	226206	226203	226204	226208
	4 Cyl. 1.5L		226112	226110	226206	226203	226204	226208
94	4 Cyl. 1.8L		226112	226110	226206	226203	226204	226208
	4 Cyl. 2.0L		226114	226112	226206	226203	226204	226208
	4 Cyl. 2.2L		226114	226112	226206	226203	226204	226208
	4 Cyl. 2.4L		226114	226112	226206	226203	226204	226208
	4 Cyl. 2.5L		226114	226112	226206	226203	226204	226208
	6 Cyl. 3.0L		226116 or 226216	226112	226206	226203	226204	226208
	6 Cyl. 3.3L		226116 or 226216	226112	226206	226203	226204	226208
	6 Cyl. 3.8L		Two 226114s	226114	226206	226203	226204	226208
	4 Cyl. 1.5L		226112	226110	226206	226203	226204	226208
	4 Cyl. 1.8L		226112	226110	226206	226203	226204	226208
93-92	4 Cyl. 2.0L		226114	226112	226206	226203	226204	226208
	4 Cyl. 2.2L		226114	226112	226206	226203	226204	226208
	4 Cyl. 2.4L		226114	226112	226206	226203	226204	226208
	4 Cyl. 2.5L		226114	226112	226206	226203	226204	226208
	6 Cyl.		226116 or 226216	226112	226206	226203	226204	226208
	4 Cyl. 1.5L		226112	226110	226206	226203	226204	226208
	4 Cyl. 1.8L		226112	226110	226206	226203	226204	226208
91	4 Cyl. 2.0L		226114	226112	226206	226203	226204	226208
	4 Cyl. 2.2L		226114	226112	226206	226203	226204	226208
	4 Cyl. 2.5L		226114	226112	226206	226203	226204	226208
	6 Cyl.		226116 or 226216	226112	226206	226203	226204	226208
	4 Cyl. 1.5L		226112	226110	226206	226203	226204	226208
90	4 Cyl. 1.6L		226112	226110	226206	226203	226204	226208
	4 Cyl. 1.8L		226112	226110	226206	226203	226204	226208

CAUTION: Do not use smaller fan(s) than those recommended. Cooling problems may result.

(1) The recommended fan(s) for primary cooling are based on required airflow for that vehicle. Measure available core space to verify the fan(s) will fit. See page 320 for fan dimensions.

(2) For add-on cooling, use the largest fan that will fit. Allow 1" clearance between the fan and closest vehicle component. See electrical guide for fan dimensions.

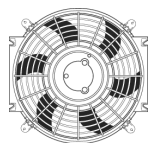


ELECTRIC FANS

Application Guide

RAPID-COOL®/THIN-LINE

FAN CONTROLLERS



YEAR	ENGINE	APPLICATION	PRIMARY COOLING (1)	ADD-ON COOLING (2)	PRESET	ECONO ADJUSTABLE	PREMIUM ADJUSTABLE PUSH-IN	PREMIUM ADJUSTABLE SCREW-IN
PLYMOUTH CARS AND MINI VANS								
90	4 Cyl. 2.0L		226114	226112	226206	226203	226204	226208
	4 Cyl. 2.2L		226114	226112	226206	226203	226204	226208
	4 Cyl. 2.5L		226114	226112	226206	226203	226204	226208
89	6 Cyl.		226116 or 226216	226112	226206	226203	226204	226208
	4 Cyl. 1.5L		226112	226110	226206	226203	226204	226208
	4 Cyl. 1.6L		226112	226110	226206	226203	226204	226208
	4 Cyl. 1.8L		226112	226110	226206	226203	226204	226208
	4 Cyl. 2.0L		226114	226112	226206	226203	226204	226208
	4 Cyl. 2.2L		226114	226112	226206	226203	226204	226208
	4 Cyl. 2.5L		226114	226112	226206	226203	226204	226208
	6 Cyl.		226116 or 226216	226112	226206	226203	226204	226208
	8 Cyl.		(3)	226114	226206	226203	226204	226208
	4 Cyl. 1.5L		226112	226110	226206	226203	226204	226208
88	4 Cyl. 1.6L		226112	226110	226206	226203	226204	226208
	4 Cyl. 2.0L		226114	226112	226206	226203	226204	226208
	4 Cyl. 2.2L		226114	226112	226206	226203	226204	226208
	4 Cyl. 2.5L		226114	226112	226206	226203	226204	226208
	6 Cyl.		226116 or 226216	226112	226206	226203	226204	226208
	8 Cyl.		(3)	226114	226206	226203	226204	226208
	4 Cyl. 1.5L		226112	226110	226206	226203	226204	226208
	4 Cyl. 1.6L		226112	226110	226206	226203	226204	226208
	4 Cyl. 2.0L		226114	226112	226206	226203	226204	226208
	4 Cyl. 2.2L		226114	226112	226206	226203	226204	226208
87	4 Cyl. 2.5L		226114	226112	226206	226203	226204	226208
	4 Cyl. 2.6L		226114	226112	226206	226203	226204	226208
	6 Cyl.		226116 or 226216	226112	226206	226203	226204	226208
	8 Cyl.		(3)	226114	226206	226203	226204	226208
	4 Cyl. 1.5L		226112	226110	226206	226203	226204	226208
	4 Cyl. 1.6L		226112	226110	226206	226203	226204	226208
	4 Cyl. 2.0L		226114	226112	226206	226203	226204	226208
	4 Cyl. 2.2L		226114	226112	226206	226203	226204	226208
	4 Cyl. 2.5L		226114	226112	226206	226203	226204	226208
	4 Cyl. 2.6L		226114	226112	226206	226203	226204	226208
86	6 Cyl.		226116 or 226216	226112	226206	226203	226204	226208
	8 Cyl.		(3)	226114	226206	226203	226204	226208
	4 Cyl. 1.5L		226112	226110	226206	226203	226204	226208
	4 Cyl. 1.6L		226112	226110	226206	226203	226204	226208
	4 Cyl. 2.0L		226114	226112	226206	226203	226204	226208
	4 Cyl. 2.2L		226114	226112	226206	226203	226204	226208
	4 Cyl. 2.5L		226114	226112	226206	226203	226204	226208
	4 Cyl. 2.6L		226114	226112	226206	226203	226204	226208
	8 Cyl.		(3)	226114	226206	226203	226204	226208
	4 Cyl. 1.5L		226112	226110	226206	226203	226204	226208
85	4 Cyl. 1.6L		226112	226110	226206	226203	226204	226208
	4 Cyl. 2.0L		226114	226112	226206	226203	226204	226208
	4 Cyl. 2.2L		226114	226112	226206	226203	226204	226208
	4 Cyl. 2.6L		226114	226112	226206	226203	226204	226208
	8 Cyl.		(3)	226114	226206	226203	226204	226208
	4 Cyl. 1.4L		226112	226110	226206	226203	226204	226208
	4 Cyl. 1.6L		226112	226110	226206	226203	226204	226208
	4 Cyl. 2.0L		226114	226112	226206	226203	226204	226208
	4 Cyl. 2.2L		226114	226112	226206	226203	226204	226208
	4 Cyl. 2.6L		226114	226112	226206	226203	226204	226208
84	8 Cyl.		(3)	226114	226206	226203	226204	226208

CAUTION: Do not use smaller fan(s) than those recommended. Cooling problems may result.

(1) The recommended fan(s) for primary cooling are based on required airflow for that vehicle. Measure available core space to verify the fan(s) will fit. See page 320 for fan dimensions.

(2) For add-on cooling, use the largest fan that will fit. Allow 1" clearance between the fan and closest vehicle component. See electrical guide for fan dimensions.

(3) Air volume requirements too large for electric fans. Use fan clutch. See Fan Clutch applications.


ELECTRIC FANS



ELECTRIC FANS

Application Guide

RAPID-COOL®/THIN-LINE



FAN CONTROLLERS



YEAR	ENGINE	APPLICATION	PRIMARY COOLING (1)	ADD-ON COOLING (2)	PRESET	ECONO ADJUSTABLE	PREMIUM ADJUSTABLE PUSH-IN	PREMIUM ADJUSTABLE SCREW-IN
PLYMOUTH CARS AND MINI VANS								
83-81	4 Cyl. 1.4L		226112	226110	226206	226203	226204	226208
	4 Cyl. 1.6L		226112	226110	226206	226203	226204	226208
	4 Cyl. 1.7L		226112	226110	226206	226203	226204	226208
	4 Cyl. 2.2L		226114	226112	226206	226203	226204	226208
	4 Cyl. 2.6L		226114	226112	226206	226203	226204	226208
	6 Cyl.		Two 226114s	226112	226206	226203	226204	226208
	8 Cyl.		(3)	226114	226206	226203	226204	226208
	80-79	4 Cyl. 1.4L		226112	226110	226206	226203	226204
4 Cyl. 1.6L		226112	226110	226206	226203	226204	226208	
4 Cyl. 1.7L		226112	226110	226206	226203	226204	226208	
4 Cyl. 2.6L		226114	226112	226206	226203	226204	226208	
6 Cyl.		Two 226114s	226112	226206	226203	226204	226208	
8 Cyl.		(3)	226114	226206	226203	226204	226208	
78	4 Cyl. 1.6L		226112	226110	226206	226203	226204	226208
	4 Cyl. 1.7L		226112	226110	226206	226203	226204	226208
	4 Cyl. 2.0L		226114	226112	226206	226203	226204	226208
	4 Cyl. 2.6L		226114	226112	226206	226203	226204	226208
6 Cyl.		Two 226114s	226112	226206	226203	226204	226208	
8 Cyl.		(3)	226114	226206	226203	226204	226208	
77-76	4 Cyl.		226112	226110	226206	226203	226204	226208
	6 Cyl.		Two 226114s	226112	226206	226203	226204	226208
	8 Cyl.		(3)	226114	226206	226203	226204	226208
75	6 Cyl.		Two 226114s	226112	226206	226203	226204	226208
	8 Cyl.		(3)	226114	226206	226203	226204	226208
74	6 Cyl. 3.2L		226116 or 226216	226112	226206	226203	226204	226208
	6 Cyl. 3.7L		Two 226114s	226112	226206	226203	226204	226208
	8 Cyl.		(3)	226114	226206	226203	226204	226208
73-72	4 Cyl.		226112	226110	226206	226203	226204	226208
	6 Cyl. 3.2L		226116 or 226216	226112	226206	226203	226204	226208
	6 Cyl. 3.7L		Two 226114s	226112	226206	226203	226204	226208
	8 Cyl.		(3)	226114	226206	226203	226204	226208
71	4 Cyl.		226112	226110	226206	226203	226204	226208
	6 Cyl. 2.8L		226116 or 226216	226112	226206	226203	226204	226208
	6 Cyl. 3.2L		226116 or 226216	226112	226206	226203	226204	226208
	6 Cyl. 3.7L		Two 226114s	226112	226206	226203	226204	226208
	8 Cyl.		(3)	226114	226206	226203	226204	226208
70	6 Cyl. 2.8L		226116 or 226216	226112	226206	226203	226204	226208
	6 Cyl. 3.2L		226116 or 226216	226112	226206	226203	226204	226208
	6 Cyl. 3.7L		Two 226114s	226112	226206	226203	226204	226208
	8 Cyl.		(3)	226114	226206	226203	226204	226208
69-68	6 Cyl.		Two 226114s	226112	226206	226203	226204	226208
	8 Cyl. 4.5L		Two 226114s	226112	226206	226203	226204	226208
	8 Cyl. 5.2L		(3)	226114	226206	226203	226204	226208
	8 Cyl. 5.6L		(3)	226114	226206	226203	226204	226208
	8 Cyl. 6.3L		(3)	226114	226206	226203	226204	226208
	8 Cyl. 7.0L		(3)	226114	226206	226203	226204	226208

CAUTION: Do not use smaller fan(s) than those recommended. Cooling problems may result.

(1) The recommended fan(s) for primary cooling are based on required airflow for that vehicle. Measure available core space to verify the fan(s) will fit. See page 320 for fan dimensions.

(2) For add-on cooling, use the largest fan that will fit. Allow 1" clearance between the fan and closest vehicle component. See electrical guide for fan dimensions.

(3) Air volume requirements too large for electric fans. Use fan clutch. See Fan Clutch applications.

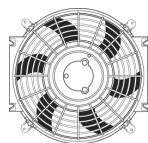


ELECTRIC FANS

Application Guide

RAPID-COOL®/THIN-LINE

FAN CONTROLLERS



ELECTRIC FANS

YEAR	ENGINE	APPLICATION	PRIMARY COOLING (1)	ADD-ON COOLING (2)	PRESET	ECONO ADJUSTABLE	PREMIUM ADJUSTABLE PUSH-IN	PREMIUM ADJUSTABLE SCREW-IN
PLYMOUTH CARS AND MINI VANS								
69-68	8 Cyl. 7.2L		(3)	226114	226206	226203	226204	226208
67	6 Cyl. 2.8L		226114	226112	226206	226203	226204	226208
	6 Cyl. 3.7L		Two 226114s	226112	226206	226203	226204	226208
	8 Cyl. 4.5L		Two 226114s	226112	226206	226203	226204	226208
	8 Cyl. 5.2L		(3)	226114	226206	226203	226204	226208
	8 Cyl. 6.3L		(3)	226114	226206	226203	226204	226208
	8 Cyl. 7.0L		(3)	226114	226206	226203	226204	226208
66	8 Cyl. 7.2L		(3)	226114	226206	226203	226204	226208
	6 Cyl. 2.8L		226114	226112	226206	226203	226204	226208
	6 Cyl. 3.7L		Two 226114s	226112	226206	226203	226204	226208
	8 Cyl. 4.5L		Two 226114s	226112	226206	226203	226204	226208
	8 Cyl. 5.2L		(3)	226114	226206	226203	226204	226208
	8 Cyl. 5.9L		(3)	226114	226206	226203	226204	226208
	8 Cyl. 6.3L		(3)	226114	226206	226203	226204	226208
	8 Cyl. 7.0L		(3)	226114	226206	226203	226204	226208
	8 Cyl. 7.2L		(3)	226114	226206	226203	226204	226208
	65	6 Cyl. 2.8L		226114	226112	226206	226203	226204
	6 Cyl. 3.7L		Two 226114s	226112	226206	226203	226204	226208
	8 Cyl. 4.5L		Two 226114s	226112	226206	226203	226204	226208
	8 Cyl. 5.2L		(3)	226114	226206	226203	226204	226208
	8 Cyl. 5.9L		(3)	226114	226206	226203	226204	226208
	8 Cyl. 6.3L		(3)	226114	226206	226203	226204	226208
	8 Cyl. 7.0L		(3)	226114	226206	226203	226204	226208
	8 Cyl. 7.2L		(3)	226114	226206	226203	226204	226208
	64	6 Cyl. 2.8L		226114	226112	226206	226203	226204
	6 Cyl. 3.7L		Two 226114s	226112	226206	226203	226204	226208
	8 Cyl. 4.5L		Two 226114s	226112	226206	226203	226204	226208
	8 Cyl. 5.2L		(3)	226114	226206	226203	226204	226208
	8 Cyl. 5.9L		(3)	226114	226206	226203	226204	226208
	8 Cyl. 6.3L		(3)	226114	226206	226203	226204	226208
	8 Cyl. 6.7L		(3)	226114	226206	226203	226204	226208
	8 Cyl. 7.0L		(3)	226114	226206	226203	226204	226208
	63-60	6 Cyl. 2.8L		226114	226112	226206	226203	226204
	6 Cyl. 3.7L		Two 226114s	226112	226206	226203	226204	226208
	8 Cyl.		(3)	226114	226206	226203	226204	226208
59	6 Cyl.		226116 or 226216	226112	226206	226203	226204	226208
	8 Cyl.		(3)	226114	226206	226203	226204	226208
58	4 Cyl.		226112	226110	226206	226203	226204	226208
	6 Cyl.		226116 or 226216	226112	226206	226203	226204	226208
	8 Cyl.		(3)	226114	226206	226203	226204	226208
57	6 Cyl.		226116 or 226216	226112	226206	226203	226204	226208
	8 Cyl. 4.5L		226116 or 226216	226112	226206	226203	226204	226208
	8 Cyl. 4.9L		226116 or 226216	226112	226206	226203	226204	226208
	8 Cyl. 5.1L		(3)	226114	226206	226203	226204	226208
	8 Cyl. 5.2L		(3)	226114	226206	226203	226204	226208
56	6 Cyl.		226116 or 226216	226112	226206	226203	226204	226208
	8 Cyl. 4.4L		226116 or 226216	226112	226206	226203	226204	226208

CAUTION: Do not use smaller fan(s) than those recommended. Cooling problems may result.

(1) The recommended fan(s) for primary cooling are based on required airflow for that vehicle. Measure available core space to verify the fan(s) will fit. See page 320 for fan dimensions.

(2) For add-on cooling, use the largest fan that will fit. Allow 1" clearance between the fan and closest vehicle component. See electrical guide for fan dimensions.

(3) Air volume requirements too large for electric fans. Use fan clutch. See Fan Clutch applications.




ELECTRIC FANS

Application Guide

RAPID-COOL®/THIN-LINE

FAN CONTROLLERS



YEAR	ENGINE	APPLICATION	PRIMARY COOLING (1)	ADD-ON COOLING (2)	PRESET	ECONO ADJUSTABLE	PREMIUM ADJUSTABLE PUSH-IN	PREMIUM ADJUSTABLE SCREW-IN
PLYMOUTH CARS AND MINI VANS								
56	8 Cyl. 4.5L		226116 or 226216	226112	226206	226203	226204	226208
	8 Cyl. 5.0L		(3)	226114	226206	226203	226204	226208
55-42	All Eng.		226116 or 226216	226112	226206	226203	226204	226208
PLYMOUTH TRUCKS AND VANS								
83	6 Cyl.		Two 226114s	226112	226206	226203	226204	226208
	8 Cyl.		(3)	226114	226206	226203	226204	226208
82-79	4 Cyl.		226114	226112	226206	226203	226204	226208
	6 Cyl.		Two 226114s	226112	226206	226203	226204	226208
	8 Cyl.		(3)	226114	226206	226203	226204	226208
	6 Cyl.		Two 226114s	226112	226206	226203	226204	226208
78-74	8 Cyl.		(3)	226114	226206	226203	226204	226208
	6 Cyl.		Two 226114s	226112	226206	226203	226204	226208
PONTIAC CARS AND MINI VANS								
10	4 Cyl. 1.6L		226112	226110	226206	226203	226204	226208
	4 Cyl. 1.8L		226112	226110	226206	226203	226204	226208
	4 Cyl. 2.4L		226114	226112	226206	226203	226204	226208
	6 Cyl.		226116 or 226216	226110	226206	226203	226204	226208
09	4 Cyl. 1.6L		226112	226110	226206	226203	226204	226208
	4 Cyl. 1.8L		226112	226110	226206	226203	226204	226208
	4 Cyl. 2.0L		226114	226112	226206	226203	226204	226208
	4 Cyl. 2.2L		226114	226112	226206	226203	226204	226208
	4 Cyl. 2.4L		226114	226112	226206	226203	226204	226208
	6 Cyl. 3.5L		226116 or 226216	226110	226206	226203	226204	226208
	6 Cyl. 3.6L		226116 or 226216	226110	226206	226203	226204	226208
	6 Cyl. 3.9L		Two 226114s	226112	226206	226203	226204	226208
08	8 Cyl.		(3)	226114	226206	226203	226204	226208
	4 Cyl. 1.8L		226112	226110	226206	226203	226204	226208
	4 Cyl. 2.0L		226114	226112	226206	226203	226204	226208
	4 Cyl. 2.2L		226114	226112	226206	226203	226204	226208
	4 Cyl. 2.4L		226114	226112	226206	226203	226204	226208
	6 Cyl. 3.5L		226116 or 226216	226110	226206	226203	226204	226208
	6 Cyl. 3.6L		226116 or 226216	226110	226206	226203	226204	226208
	6 Cyl. 3.8L		Two 226114s	226112	226206	226203	226204	226208
	6 Cyl. 3.9L		Two 226114s	226112	226206	226203	226204	226208
	8 Cyl. 5.3L		(3)	226112	226206	226203	226204	226208
	8 Cyl. 6.0L		(3)	226114	226206	226203	226204	226208
	07	4 Cyl. 1.8L		226112	226110	226206	226203	226204
	4 Cyl. 2.0L		226114	226112	226206	226203	226204	226208
	4 Cyl. 2.2L		226114	226112	226206	226203	226204	226208
	4 Cyl. 2.4L		226114	226112	226206	226203	226204	226208
	6 Cyl. 3.5L		226116 or 226216	226112	226206	226203	226204	226208
	6 Cyl. 3.6L		226116 or 226216	226112	226206	226203	226204	226208
	6 Cyl. 3.8L		Two 226114s	226112	226206	226203	226204	226208
	6 Cyl. 3.9L		Two 226114s	226112	226206	226203	226204	226208
	8 Cyl.		(3)	226114	226206	226203	226204	226208
06	4 Cyl. 1.8L		226112	226110	226206	226203	226204	226208

CAUTION: Do not use smaller fan(s) than those recommended. Cooling problems may result.

(1) The recommended fan(s) for primary cooling are based on required airflow for that vehicle. Measure available core space to verify the fan(s) will fit. See page 320 for fan dimensions.

(2) For add-on cooling, use the largest fan that will fit. Allow 1" clearance between the fan and closest vehicle component. See electrical guide for fan dimensions.

(3) Air volume requirements too large for electric fans. Use fan clutch. See Fan Clutch applications.

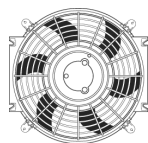


ELECTRIC FANS

Application Guide

RAPID-COOL®/THIN-LINE

FAN CONTROLLERS



ELECTRIC FANS

YEAR	ENGINE	APPLICATION	PRIMARY COOLING (1)	ADD-ON COOLING (2)	PRESET	ECONO ADJUSTABLE	PREMIUM ADJUSTABLE PUSH-IN	PREMIUM ADJUSTABLE SCREW-IN
PONTIAC CARS AND MINI VANS								
06	4 Cyl. 2.4L		226114	226112	226206	226203	226204	226208
	6 Cyl. 3.5L		226116 or 226216	226110	226206	226203	226204	226208
	6 Cyl. 3.8L		Two 226114s	226112	226206	226203	226204	226208
	6 Cyl. 3.9L		Two 226114s	226112	226206	226203	226204	226208
	8 Cyl.		(3)	226114	226206	226203	226204	226208
05	4 Cyl. 1.8L		226112	226110	226206	226203	226204	226208
	4 Cyl. 2.2L		226114	226112	226206	226203	226204	226208
	6 Cyl. 3.4L		226116 or 226216	226110	226206	226203	226204	226208
	6 Cyl. 3.5L		226116 or 226216	226110	226206	226203	226204	226208
	6 Cyl. 3.8L		Two 226114s	226112	226206	226203	226204	226208
	8 Cyl. 4.6L		Two 226114s	226114	226206	226203	226204	226208
	8 Cyl. 5.3L		(3)	226114	226206	226203	226204	226208
	8 Cyl. 6.0L		(3)	226114	226206	226203	226204	226208
	04	4 Cyl. 1.8L		226112	226110	226206	226203	226204
4 Cyl. 2.2L		226114	226112	226206	226203	226204	226208	
6 Cyl. 3.4L		226116 or 226216	226110	226206	226203	226204	226208	
6 Cyl. 3.8L		Two 226114s	226112	226206	226203	226204	226208	
8 Cyl. 4.6L		Two 226114s	226112	226206	226203	226204	226208	
8 Cyl. 5.7L		(3)	226114	226206	226203	226204	226208	
03	4 Cyl. 1.8L		226112	226110	226206	226203	226204	226208
	4 Cyl. 2.2L		226114	226112	226206	226203	226204	226208
	6 Cyl. 3.1L		226116 or 226216	226110	226206	226203	226204	226208
	6 Cyl. 3.4L		226116 or 226216	226110	226206	226203	226204	226208
	6 Cyl. 3.8L		Two 226114s	226112	226206	226203	226204	226208
02-95	4 Cyl.		226114	226112	226206	226203	226204	226208
	6 Cyl. 3.1L		226116 or 226216	226110	226206	226203	226204	226208
	6 Cyl. 3.4L		226116 or 226216	226110	226206	226203	226204	226208
	6 Cyl. 3.8L		Two 226114s	226112	226206	226203	226204	226208
	8 Cyl.		(3)	226114	226206	226203	226204	226208
94	4 Cyl. 2.0L		226112	226110	226206	226203	226204	226208
	4 Cyl. 2.3L		226114	226112	226206	226203	226204	226208
	6 Cyl. 3.1L		226116 or 226216	226110	226206	226203	226204	226208
	6 Cyl. 3.4L		226116 or 226216	226110	226206	226203	226204	226208
	6 Cyl. 3.8L		Two 226114s	226112	226206	226203	226204	226208
	8 Cyl.		(3)	226114	226206	226203	226204	226208
	93	4 Cyl. 1.6L		226112	226110	226206	226203	226204
4 Cyl. 2.0L		226112	226110	226206	226203	226204	226208	
4 Cyl. 2.3L		226114	226112	226206	226203	226204	226208	
6 Cyl. 3.1L		226116 or 226216	226110	226206	226203	226204	226208	
6 Cyl. 3.3L		226116 or 226216	226110	226206	226203	226204	226208	
6 Cyl. 3.4L		226116 or 226216	226110	226206	226203	226204	226208	
6 Cyl. 3.8L		Two 226114s	226112	226206	226203	226204	226208	
8 Cyl.		(3)	226114	226206	226203	226204	226208	
92	4 Cyl. 1.6L		226112	226110	226206	226203	226204	226208
	4 Cyl. 2.0L		226114	226112	226206	226203	226204	226208
	4 Cyl. 2.3L		226114	226112	226206	226203	226204	226208
	4 Cyl. 2.3L		226114	226112	226206	226203	226204	226208

CAUTION: Do not use smaller fan(s) than those recommended. Cooling problems may result.

(1) The recommended fan(s) for primary cooling are based on required airflow for that vehicle. Measure available core space to verify the fan(s) will fit. See page 320 for fan dimensions.

(2) For add-on cooling, use the largest fan that will fit. Allow 1" clearance between the fan and closest vehicle component. See electrical guide for fan dimensions.

(3) Air volume requirements too large for electric fans. Use fan clutch. See Fan Clutch applications.




ELECTRIC FANS

Application Guide

RAPID-COOL®/THIN-LINE

FAN CONTROLLERS



YEAR	ENGINE	APPLICATION	PRIMARY COOLING (1)	ADD-ON COOLING (2)	PRESET	ECONO ADJUSTABLE	PREMIUM ADJUSTABLE PUSH-IN	PREMIUM ADJUSTABLE SCREW-IN	
PONTIAC CARS AND MINI VANS									
92	6 Cyl. 3.1L		226116 or 226216	226110	226206	226203	226204	226208	
	6 Cyl. 3.3L		226116 or 226216	226110	226206	226203	226204	226208	
	6 Cyl. 3.4L		226116 or 226216	226110	226206	226203	226204	226208	
	6 Cyl. 3.8L		Two 226114s	226112	226206	226203	226204	226208	
	8 Cyl. 5.0L		(3)	226112	226206	226203	226204	226208	
	8 Cyl. 5.7L		(3)	226114	226206	226203	226204	226208	
91	4 Cyl. 1.6L		226112	226110	226206	226203	226204	226208	
	4 Cyl. 2.0L		226114	226112	226206	226203	226204	226208	
	4 Cyl. 2.3L		226114	226112	226206	226203	226204	226208	
	4 Cyl. 2.5L		226114	226112	226206	226203	226204	226208	
	6 Cyl. 3.1L		226116 or 226216	226110	226206	226203	226204	226208	
	6 Cyl. 3.4L		226116 or 226216	226110	226206	226203	226204	226208	
	6 Cyl. 3.8L		Two 226114s	226112	226206	226203	226204	226208	
	8 Cyl. 5.0L		(3)	226112	226206	226203	226204	226208	
	8 Cyl. 5.7L		(3)	226114	226206	226203	226204	226208	
	90	4 Cyl. 1.6L		226112	226110	226206	226203	226204	226208
		4 Cyl. 2.0L		226114	226112	226206	226203	226204	226208
		4 Cyl. 2.3L		226114	226112	226206	226203	226204	226208
4 Cyl. 2.5L			226114	226112	226206	226203	226204	226208	
6 Cyl. 3.1L			226116 or 226216	226110	226206	226203	226204	226208	
6 Cyl. 3.8L			Two 226114s	226112	226206	226203	226204	226208	
	8 Cyl. 5.0L		(3)	226112	226206	226203	226204	226208	
	8 Cyl. 5.7L		(3)	226114	226206	226203	226204	226208	
	89-88	4 Cyl. 1.6L		226112	226110	226206	226203	226204	226208
		4 Cyl. 2.0L		226114	226112	226206	226203	226204	226208
		4 Cyl. 2.3L		226114	226112	226206	226203	226204	226208
		4 Cyl. 2.5L		226114	226112	226206	226203	226204	226208
6 Cyl. 2.8L			226114	226112	226206	226203	226204	226208	
6 Cyl. 3.1L			226116 or 226216	226110	226206	226203	226204	226208	
	6 Cyl. 3.8L		Two 226114s	226112	226206	226203	226204	226208	
	8 Cyl. 5.0L		(3)	226112	226206	226203	226204	226208	
	8 Cyl. 5.7L		(3)	226114	226206	226203	226204	226208	
	87	4 Cyl. 1.6L		226112	226110	226206	226203	226204	226208
		4 Cyl. 2.0L		226114	226112	226206	226203	226204	226208
		4 Cyl. 2.5L		226114	226112	226206	226203	226204	226208
6 Cyl. 2.8L			226114	226112	226206	226203	226204	226208	
6 Cyl. 3.0L			226116 or 226216	226110	226206	226203	226204	226208	
6 Cyl. 3.8L			Two 226114s	226112	226206	226203	226204	226208	
	6 Cyl. 4.3L		Two 226114s	226112	226206	226203	226204	226208	
	8 Cyl. 5.0L		(3)	226112	226206	226203	226204	226208	
	8 Cyl. 5.7L		(3)	226114	226206	226203	226204	226208	
	86	4 Cyl. 1.6L		226112	226110	226206	226203	226204	226208
		4 Cyl. 1.8L		226112	226110	226206	226203	226204	226208
		4 Cyl. 2.0L		226114	226112	226206	226203	226204	226208
4 Cyl. 2.5L			226114	226112	226206	226203	226204	226208	
6 Cyl. 2.8L			226114	226112	226206	226203	226204	226208	

CAUTION: Do not use smaller fan(s) than those recommended. Cooling problems may result.

(1) The recommended fan(s) for primary cooling are based on required airflow for that vehicle. Measure available core space to verify the fan(s) will fit. See page 320 for fan dimensions.

(2) For add-on cooling, use the largest fan that will fit. Allow 1" clearance between the fan and closest vehicle component. See electrical guide for fan dimensions.

(3) Air volume requirements too large for electric fans. Use fan clutch. See Fan Clutch applications.

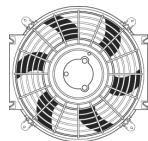


ELECTRIC FANS

Application Guide

RAPID-COOL®/THIN-LINE

FAN CONTROLLERS



ELECTRIC FANS

YEAR	ENGINE	APPLICATION	PRIMARY COOLING (1)	ADD-ON COOLING (2)	PRESET	ECONO ADJUSTABLE	PREMIUM ADJUSTABLE PUSH-IN	PREMIUM ADJUSTABLE SCREW-IN
PONTIAC CARS AND MINI VANS								
86	6 Cyl. 3.0L		226116 or 226216	226110	226206	226203	226204	226208
	6 Cyl. 3.8L		Two 226114s	226112	226206	226203	226204	226208
	6 Cyl. 4.3L		Two 226114s	226112	226206	226203	226204	226208
	8 Cyl.		(3)	226112	226206	226203	226204	226208
85	4 Cyl. 1.6L		226112	226110	226206	226203	226204	226208
	4 Cyl. 1.8L		226112	226110	226206	226203	226204	226208
	4 Cyl. 2.0L		226114	226112	226206	226203	226204	226208
	4 Cyl. 2.5L		226114	226112	226206	226203	226204	226208
	6 Cyl. 2.8L		226114	226112	226206	226203	226204	226208
	6 Cyl. 3.0L		226116 or 226216	226110	226206	226203	226204	226208
	6 Cyl. 3.8L		Two 226114s	226112	226206	226203	226204	226208
	6 Cyl. 4.3L		Two 226114s	226112	226206	226203	226204	226208
	8 Cyl. 5.0L		(3)	226112	226206	226203	226204	226208
	8 Cyl. 5.7L		(3)	226114	226206	226203	226204	226208
84-83	4 Cyl. 1.6L		226112	226110	226206	226203	226204	226208
	4 Cyl. 1.8L		226112	226110	226206	226203	226204	226208
	4 Cyl. 2.0L		226114	226112	226206	226203	226204	226208
	4 Cyl. 2.5L		226114	226112	226206	226203	226204	226208
	6 Cyl.		Two 226114s	226112	226206	226203	226204	226208
	8 Cyl. 5.0L		(3)	226112	226206	226203	226204	226208
	8 Cyl. 5.7L		(3)	226114	226206	226203	226204	226208
82	4 Cyl. 1.6L		226112	226110	226206	226203	226204	226208
	4 Cyl. 1.8L		226112	226110	226206	226203	226204	226208
	4 Cyl. 2.5L		226114	226112	226206	226203	226204	226208
	6 Cyl.		Two 226114s	226112	226206	226203	226204	226208
	8 Cyl. 5.0L		(3)	226112	226206	226203	226204	226208
	8 Cyl. 5.7L		(3)	226114	226206	226203	226204	226208
	8 Cyl. 5.7L		(3)	226114	226206	226203	226204	226208
81	4 Cyl. 1.6L		226112	226110	226206	226203	226204	226208
	4 Cyl. 2.5L		226114	226112	226206	226203	226204	226208
	6 Cyl.		Two 226114s	226112	226206	226203	226204	226208
	8 Cyl. 4.3L		Two 226114s	226112	226206	226203	226204	226208
	8 Cyl. 4.9L		Two 226114s	226112	226206	226203	226204	226208
	8 Cyl. 5.0L		(3)	226112	226206	226203	226204	226208
	8 Cyl. 5.7L		(3)	226114	226206	226203	226204	226208
80	4 Cyl.		226114	226112	226206	226203	226204	226208
	6 Cyl.		Two 226114s	226112	226206	226203	226204	226208
	8 Cyl. 4.3L		Two 226114s	226112	226206	226203	226204	226208
	8 Cyl. 4.9L		Two 226114s	226112	226206	226203	226204	226208
	8 Cyl. 5.0L		(3)	226112	226206	226203	226204	226208
	8 Cyl. 5.7L		(3)	226112	226206	226203	226204	226208
	8 Cyl. 5.7L		(3)	226114	226206	226203	226204	226208
79-78	4 Cyl.		226114	226112	226206	226203	226204	226208
	6 Cyl.		Two 226114s	226112	226206	226203	226204	226208
	8 Cyl. 4.9L		Two 226114s	226112	226206	226203	226204	226208
	8 Cyl. 5.0L		(3)	226112	226206	226203	226204	226208
	8 Cyl. 5.7L		(3)	226114	226206	226203	226204	226208
	8 Cyl. 6.6L		(3)	226114	226206	226203	226204	226208

CAUTION: Do not use smaller fan(s) than those recommended. Cooling problems may result.

(1) The recommended fan(s) for primary cooling are based on required airflow for that vehicle. Measure available core space to verify the fan(s) will fit. See page 320 for fan dimensions.

(2) For add-on cooling, use the largest fan that will fit. Allow 1" clearance between the fan and closest vehicle component. See electrical guide for fan dimensions.

(3) Air volume requirements too large for electric fans. Use fan clutch. See Fan Clutch applications.

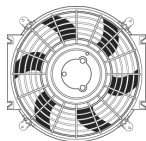


ELECTRIC FANS

Application Guide

RAPID-COOL®/THIN-LINE

FAN CONTROLLERS



YEAR	ENGINE	APPLICATION	PRIMARY COOLING (1)	ADD-ON COOLING (2)	PRESET	ECONO ADJUSTABLE	PREMIUM ADJUSTABLE PUSH-IN	PREMIUM ADJUSTABLE SCREW-IN
PONTIAC CARS AND MINI VANS								
77	4 Cyl.		226114	226112	226206	226203	226204	226208
	6 Cyl.		Two 226114s	226112	226206	226203	226204	226208
	8 Cyl. 4.9L		Two 226114s	226112	226206	226203	226204	226208
	8 Cyl. 5.0L		(3)	226112	226206	226203	226204	226208
	8 Cyl. 5.7L		(3)	226112	226206	226203	226204	226208
76-75	8 Cyl. 6.6L		(3)	226114	226206	226203	226204	226208
	4 Cyl.		226114	226112	226206	226203	226204	226208
	6 Cyl.		Two 226114s	226112	226206	226203	226204	226208
	8 Cyl. 4.3L		Two 226114s	226112	226206	226203	226204	226208
	8 Cyl. 5.7L		(3)	226114	226206	226203	226204	226208
74	8 Cyl. 6.6L		(3)	226114	226206	226203	226204	226208
	8 Cyl. 7.5L		(3)	226114	226206	226203	226204	226208
	6 Cyl.		Two 226114s	226112	226206	226203	226204	226208
73-71	8 Cyl.		(3)	226114	226206	226203	226204	226208
	6 Cyl.		Two 226114s	226112	226206	226203	226204	226208
70-66	8 Cyl. 5.0L		(3)	226112	226206	226203	226204	226208
	8 Cyl. 5.7L		(3)	226114	226206	226203	226204	226208
	8 Cyl. 6.6L		(3)	226114	226206	226203	226204	226208
	8 Cyl. 7.5L		(3)	226114	226206	226203	226204	226208
65-64	6 Cyl.		Two 226114s	226112	226206	226203	226204	226208
	8 Cyl.		(3)	226114	226206	226203	226204	226208
63	6 Cyl.		226116 or 226216	226110	226206	226203	226204	226208
	8 Cyl.		(3)	226114	226206	226203	226204	226208
62-61	4 Cyl.		226116 or 226216	226110	226206	226203	226204	226208
	8 Cyl.		(3)	226114	226206	226203	226204	226208
60-48	6 Cyl.		226116 or 226216	226110	226206	226203	226204	226208
	8 Cyl.		(3)	226114	226206	226203	226204	226208
47	6 Cyl.		226116 or 226216	226112	226206	226203	226204	226208
	8 Cyl.		(3)	226114	226206	226203	226204	226208
46-42	6 Cyl.		226116 or 226216	226110	226206	226203	226204	226208
	8 Cyl.		(3)	226114	226206	226203	226204	226208
PONTIAC SUVS								
09-01	All Eng.		226116 or 226216	226110	226206	226203	226204	226208
SATURN								
10	4 Cyl.		226114	226112	226206	226203	226204	226208
	6 Cyl.		226116 or 226216	226110	226206	226203	226204	226208
09	4 Cyl. 2.0L		226112	226110	226206	226203	226204	226208
	4 Cyl. 2.4L		226114	226112	226206	226203	226204	226208
	6 Cyl.		226116 or 226216	226110	226206	226203	226204	226208
08	4 Cyl. 1.8L		226112	226110	226206	226203	226204	226208
	4 Cyl. 2.0L		226114	226112	226206	226203	226204	226208
	4 Cyl. 2.4L		226114	226112	226206	226203	226204	226208

CAUTION: Do not use smaller fan(s) than those recommended. Cooling problems may result.

(1) The recommended fan(s) for primary cooling are based on required airflow for that vehicle. Measure available core space to verify the fan(s) will fit. See page 320 for fan dimensions.

(2) For add-on cooling, use the largest fan that will fit. Allow 1" clearance between the fan and closest vehicle component. See electrical guide for fan dimensions.

(3) Air volume requirements too large for electric fans. Use fan clutch. See Fan Clutch applications.

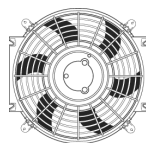


ELECTRIC FANS

Application Guide

RAPID-COOL®/THIN-LINE

FAN CONTROLLERS



YEAR	ENGINE	APPLICATION	PRIMARY COOLING (1)	ADD-ON COOLING (2)	PRESET	ECONO ADJUSTABLE	PREMIUM ADJUSTABLE PUSH-IN	PREMIUM ADJUSTABLE SCREW-IN
SATURN								
08	6 Cyl.		226116 or 226216	226110	226206	226203	226204	226208
07-03	4 Cyl.		226114	226112	226206	226203	226204	226208
	6 Cyl.		226116 or 226216	226110	226206	226203	226204	226208
02-00	4 Cyl. 1.9L		226112	226110	226206	226203	226204	226208
	4 Cyl. 2.2L		226114	226112	226206	226203	226204	226208
	6 Cyl.		226116 or 226216	226110	226206	226203	226204	226208
99-91	All Eng.		226112	226110	226206	226203	226204	226208
SUBARU								
15-01	4 Cyl.		226114	226112	226206	226203	226204	226208
	6 Cyl.		226116 or 226216	226110	226206	226203	226204	226208
00-98	All Eng.		226114	226112	226206	226203	226204	226208
97-96	4 Cyl. 1.8L		226112	226110	226206	226203	226204	226208
	4 Cyl. 2.2L		226114	226112	226206	226203	226204	226208
	4 Cyl. 2.5L		226114	226112	226206	226203	226204	226208
	6 Cyl.		226116 or 226216	226110	226206	226203	226204	226208
95	4 Cyl. 1.8L		226112	226110	226206	226203	226204	226208
	4 Cyl. 2.2L		226114	226112	226206	226203	226204	226208
	6 Cyl.		226116 or 226216	226110	226206	226203	226204	226208
94-92	3 Cyl.		226112	226110	226206	226203	226204	226208
	4 Cyl. 1.8L		226112	226110	226206	226203	226204	226208
	4 Cyl. 2.2L		226114	226112	226206	226203	226204	226208
	6 Cyl.		226116 or 226216	226110	226206	226203	226204	226208
91-90	3 Cyl.		226112	226110	226206	226203	226204	226208
	4 Cyl. 1.8L		226112	226110	226206	226203	226204	226208
	4 Cyl. 2.2L		226114	226112	226206	226203	226204	226208
	6 Cyl.		226114	226112	226206	226203	226204	226208
89-88	3 Cyl.		226112	226110	226206	226203	226204	226208
	4 Cyl.		226112	226110	226206	226203	226204	226208
	6 Cyl.		226114	226112	226206	226203	226204	226208
87-70	All Eng.		226112	226110	226206	226203	226204	226208
TOYOTA CARS AND MINI VANS								
15	4 Cyl. 1.8L		226112	226110	226206	226203	226204	226208
	4 Cyl. 2.5L		226114	226112	226206	226203	226204	226208
	6 Cyl.		226116 or 226216	226112	226206	226203	226204	226208
14	4 Cyl. 1.5L		226112	226110	226206	226203	226204	226208
	4 Cyl. 1.8L		226112	226110	226206	226203	226204	226208
	4 Cyl. 2.5L		226114	226112	226206	226203	226204	226208
	4 Cyl. 2.7L		226114	226112	226206	226203	226204	226208
	6 Cyl.		226116 or 226216	226112	226206	226203	226204	226208
13-10	4 Cyl. 1.5L		226112	226110	226206	226203	226204	226208
	4 Cyl. 1.8L		226112	226110	226206	226203	226204	226208
	4 Cyl. 2.4L		226114	226112	226206	226203	226204	226208
	4 Cyl. 2.5L		226114	226112	226206	226203	226204	226208
	4 Cyl. 2.7L		226114	226112	226206	226203	226204	226208
	6 Cyl.		226116 or 226216	226110	226206	226203	226204	226208

CAUTION: Do not use smaller fan(s) than those recommended. Cooling problems may result.

(1) The recommended fan(s) for primary cooling are based on required airflow for that vehicle. Measure available core space to verify the fan(s) will fit. See page 320 for fan dimensions.

(2) For add-on cooling, use the largest fan that will fit. Allow 1" clearance between the fan and closest vehicle component. See electrical guide for fan dimensions.


ELECTRIC FANS



ELECTRIC FANS

Application Guide

RAPID-COOL®/THIN-LINE



FAN CONTROLLERS



YEAR	ENGINE	APPLICATION	PRIMARY COOLING (1)	ADD-ON COOLING (2)	PRESET	ECONO ADJUSTABLE	PREMIUM ADJUSTABLE PUSH-IN	PREMIUM ADJUSTABLE SCREW-IN
TOYOTA CARS AND MINI VANS								
09	4 Cyl. 1.5L		226112	226110	226206	226203	226204	226208
	4 Cyl. 1.8L		226112	226110	226206	226203	226204	226208
	4 Cyl. 2.4L		226114	226112	226206	226203	226204	226208
	4 Cyl. 2.7L		226114	226112	226206	226203	226204	226208
	6 Cyl.		226116 or 226216	226110	226206	226203	226204	226208
08-02	4 Cyl. 1.5L		226112	226110	226206	226203	226204	226208
	4 Cyl. 1.8L		226112	226110	226206	226203	226204	226208
	4 Cyl. 2.4L		226114	226112	226206	226203	226204	226208
	6 Cyl.		226116 or 226216	226110	226206	226203	226204	226208
01-00	4 Cyl. 1.5L		226112	226110	226206	226203	226204	226208
	4 Cyl. 1.8L		226112	226110	226206	226203	226204	226208
	4 Cyl. 2.2L		226114	226112	226206	226203	226204	226208
	6 Cyl.		226116 or 226216	226110	226206	226203	226204	226208
99	4 Cyl. 1.8L		226112	226110	226206	226203	226204	226208
	4 Cyl. 2.2L		226114	226112	226206	226203	226204	226208
	6 Cyl.		226116 or 226216	226110	226206	226203	226204	226208
98	4 Cyl. 1.5L		226112	226110	226206	226203	226204	226208
	4 Cyl. 1.8L		226112	226110	226206	226203	226204	226208
	4 Cyl. 2.2L		226114	226112	226206	226203	226204	226208
	6 Cyl.		226116 or 226216	226110	226206	226203	226204	226208
97-96	4 Cyl. 1.5L		226112	226110	226206	226203	226204	226208
	4 Cyl. 1.6L		226112	226110	226206	226203	226204	226208
	4 Cyl. 1.8L		226112	226110	226206	226203	226204	226208
	4 Cyl. 2.2L		226114	226112	226206	226203	226204	226208
	4 Cyl. 2.4L		226114	226112	226206	226203	226204	226208
95-93	6 Cyl.		226116 or 226216	226110	226206	226203	226204	226208
	4 Cyl. 1.5L		226112	226110	226206	226203	226204	226208
	4 Cyl. 1.6L		226112	226110	226206	226203	226204	226208
	4 Cyl. 1.8L		226112	226110	226206	226203	226204	226208
	4 Cyl. 2.0L		226114	226112	226206	226203	226204	226208
	4 Cyl. 2.2L		226114	226112	226206	226203	226204	226208
	4 Cyl. 2.4L		226114	226112	226206	226203	226204	226208
6 Cyl.		226116 or 226216	226110	226206	226203	226204	226208	
92-91	4 Cyl. 1.5L		226112	226110	226206	226203	226204	226208
	4 Cyl. 1.6L		226112	226110	226206	226203	226204	226208
	4 Cyl. 2.0L		226114	226112	226206	226203	226204	226208
	4 Cyl. 2.2L		226114	226112	226206	226203	226204	226208
	4 Cyl. 2.4L		226114	226112	226206	226203	226204	226208
90	6 Cyl.		226116 or 226216	226110	226206	226203	226204	226208
	4 Cyl. 1.5L		226112	226110	226206	226203	226204	226208
	4 Cyl. 1.6L		226112	226110	226206	226203	226204	226208
	4 Cyl. 2.0L		226114	226112	226206	226203	226204	226208
	4 Cyl. 2.2L		226114	226112	226206	226203	226204	226208
89	6 Cyl.		226116 or 226216	226110	226206	226203	226204	226208
	4 Cyl. 1.5L		226112	226110	226206	226203	226204	226208
	4 Cyl. 1.6L		226112	226110	226206	226203	226204	226208

CAUTION: Do not use smaller fan(s) than those recommended. Cooling problems may result.

(1) The recommended fan(s) for primary cooling are based on required airflow for that vehicle. Measure available core space to verify the fan(s) will fit. See page 320 for fan dimensions.

(2) For add-on cooling, use the largest fan that will fit. Allow 1" clearance between the fan and closest vehicle component. See electrical guide for fan dimensions.

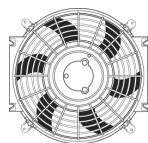


ELECTRIC FANS

Application Guide

RAPID-COOL®/THIN-LINE

FAN CONTROLLERS



ELECTRIC FANS

YEAR	ENGINE	APPLICATION	PRIMARY	ADD-ON	PRESET		PREMIUM	PREMIUM
			COOLING (1)	COOLING (2)	ECONO ADJUSTABLE	ADJUSTABLE PUSH-IN	ADJUSTABLE SCREW-IN	
TOYOTA CARS AND MINI VANS								
89	4 Cyl. 2.0L		226114	226112	226206	226203	226204	226208
88-87	4 Cyl. 1.5L		226112	226110	226206	226203	226204	226208
	4 Cyl. 1.6L		226112	226110	226206	226203	226204	226208
	4 Cyl. 2.0L		226114	226112	226206	226203	226204	226208
86	6 Cyl.		226114	226112	226206	226203	226204	226208
	4 Cyl. 1.5L		226112	226110	226206	226203	226204	226208
	4 Cyl. 1.6L		226112	226110	226206	226203	226204	226208
	4 Cyl. 1.8L		226112	226110	226206	226203	226204	226208
	4 Cyl. 2.0L		226114	226112	226206	226203	226204	226208
85	6 Cyl.		226114	226112	226206	226203	226204	226208
	4 Cyl. 1.5L		226112	226110	226206	226203	226204	226208
	4 Cyl. 1.6L		226112	226110	226206	226203	226204	226208
	4 Cyl. 1.8L		226112	226110	226206	226203	226204	226208
	4 Cyl. 2.0L		226114	226112	226206	226203	226204	226208
84	4 Cyl. 2.4L		226114	226112	226206	226203	226204	226208
	6 Cyl.		226114	226112	226206	226203	226204	226208
	4 Cyl. 1.3L		226112	226110	226206	226203	226204	226208
	4 Cyl. 1.5L		226112	226110	226206	226203	226204	226208
	4 Cyl. 1.6L		226112	226110	226206	226203	226204	226208
	4 Cyl. 1.8L		226112	226110	226206	226203	226204	226208
83	4 Cyl. 2.0L		226112	226110	226206	226203	226204	226208
	4 Cyl. 2.0L		226114	226112	226206	226203	226204	226208
	4 Cyl. 2.4L		226114	226112	226206	226203	226204	226208
	6 Cyl.		226114	226112	226206	226203	226204	226208
	4 Cyl. 1.3L		226112	226110	226206	226203	226204	226208
	4 Cyl. 1.5L		226112	226110	226206	226203	226204	226208
82-81	4 Cyl. 1.6L		226112	226110	226206	226203	226204	226208
	4 Cyl. 2.0L		226114	226112	226206	226203	226204	226208
	4 Cyl. 2.4L		226114	226112	226206	226203	226204	226208
	6 Cyl.		226114	226112	226206	226203	226204	226208
80	4 Cyl. 1.3L		226112	226110	226206	226203	226204	226208
	4 Cyl. 1.5L		226112	226110	226206	226203	226204	226208
	4 Cyl. 1.8L		226112	226110	226206	226203	226204	226208
	4 Cyl. 2.2L		226114	226112	226206	226203	226204	226208
79-78	6 Cyl.		226114	226112	226206	226203	226204	226208
	4 Cyl. 1.2L		226112	226110	226206	226203	226204	226208
	4 Cyl. 1.6L		226112	226110	226206	226203	226204	226208
	4 Cyl. 2.2L		226114	226112	226206	226203	226204	226208
77	6 Cyl.		226114	226112	226206	226203	226204	226208
	4 Cyl. 1.2L		226112	226110	226206	226203	226204	226208
	4 Cyl. 1.6L		226112	226110	226206	226203	226204	226208
	4 Cyl. 2.2L		226114	226112	226206	226203	226204	226208

CAUTION: Do not use smaller fan(s) than those recommended. Cooling problems may result.

(1) The recommended fan(s) for primary cooling are based on required airflow for that vehicle. Measure available core space to verify the fan(s) will fit. See page 320 for fan dimensions.

(2) For add-on cooling, use the largest fan that will fit. Allow 1" clearance between the fan and closest vehicle component. See electrical guide for fan dimensions.




ELECTRIC FANS

Application Guide

RAPID-COOL®/THIN-LINE

FAN CONTROLLERS



YEAR	ENGINE	APPLICATION	PRIMARY COOLING (1)	ADD-ON COOLING (2)	PRESET	ECONO ADJUSTABLE	PREMIUM ADJUSTABLE PUSH-IN	PREMIUM ADJUSTABLE SCREW-IN
TOYOTA CARS AND MINI VANS								
76-75	4 Cyl. 1.2L		226112	226110	226206	226203	226204	226208
	4 Cyl. 1.6L		226112	226110	226206	226203	226204	226208
	4 Cyl. 2.2L		226114	226112	226206	226203	226204	226208
	6 Cyl.		226114	226112	226206	226203	226204	226208
74-67	4 Cyl.		226112	226110	226206	226203	226204	226208
	6 Cyl.		226114	226112	226206	226203	226204	226208
66-58	All Eng.		226112	226110	226206	226203	226204	226208
TOYOTA TRUCKS AND SUVs								
15-10	4 Cyl.		226114	226112	226206	226203	226204	226208
	6 Cyl.		226116 or 226216	226110	226206	226203	226204	226208
	8 Cyl. 4.6L		Two 226114s	226112	226206	226203	226204	226208
	8 Cyl. 5.7L		(3)	226114	226206	226203	226204	226208
09-07	4 Cyl.		226114	226112	226206	226203	226204	226208
	6 Cyl.		226116 or 226216	226110	226206	226203	226204	226208
	8 Cyl. 4.7L		Two 226114s	226112	226206	226203	226204	226208
	8 Cyl. 5.7L		(3)	226112	226206	226203	226204	226208
06-98	4 Cyl.		226114	226112	226206	226203	226204	226208
	6 Cyl.		226116 or 226216	226110	226206	226203	226204	226208
	8 Cyl.		Two 226114s	226112	226206	226203	226204	226208
	97-96	4 Cyl.	226114	226112	226206	226203	226204	226208
	6 Cyl. 3.4L		226116 or 226216	226110	226206	226203	226204	226208
	6 Cyl. 4.5L		Two 226114s	226112	226206	226203	226204	226208
95	4 Cyl.		226114	226112	226206	226203	226204	226208
	6 Cyl. 3.0L		226116 or 226216	226110	226206	226203	226204	226208
	6 Cyl. 3.4L		226116 or 226216	226110	226206	226203	226204	226208
	6 Cyl. 4.5L		Two 226114s	226112	226206	226203	226204	226208
94-93	4 Cyl.		226114	226112	226206	226203	226204	226208
	6 Cyl. 3.0L		226116 or 226216	226110	226206	226203	226204	226208
	6 Cyl. 4.5L		Two 226114s	226112	226206	226203	226204	226208
	92-75	4 Cyl.	226114	226112	226206	226203	226204	226208
	6 Cyl.		226116 or 226216	226110	226206	226203	226204	226208
	74-65	4 Cyl.	226112	226110	226206	226203	226204	226208
	6 Cyl.		226116 or 226216	226110	226206	226203	226204	226208
	64-60	All Eng.	226116 or 226216	226110	226206	226203	226204	226208
TOYOTA VANS								
15-08	All Eng.		226116 or 226216	226110	226206	226203	226204	226208
89-86	All Eng.		226114	226112	226206	226203	226204	226208
85-84	All Eng.		226112	226110	226206	226203	226204	226208
VOLKSWAGEN								
15	4 Cyl. 1.4L		226112	226110	226206	226203	226204	226208
	4 Cyl. 1.8L		226112	226110	226206	226203	226204	226208
	4 Cyl. 2.0L		226114	226112	226206	226203	226204	226208
	6 Cyl.		226114	226112	226206	226203	226204	226208
14	4 Cyl. 1.4L		226112	226110	226206	226203	226204	226208

CAUTION: Do not use smaller fan(s) than those recommended. Cooling problems may result.

- (1) The recommended fan(s) for primary cooling are based on required airflow for that vehicle. Measure available core space to verify the fan(s) will fit. See page 320 for fan dimensions.
 (2) For add-on cooling, use the largest fan that will fit. Allow 1" clearance between the fan and closest vehicle component. See electrical guide for fan dimensions.

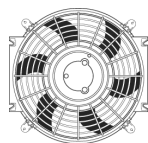


ELECTRIC FANS

Application Guide

RAPID-COOL®/THIN-LINE

FAN CONTROLLERS



YEAR	ENGINE	APPLICATION	PRIMARY COOLING (1)	ADD-ON COOLING (2)	PRESET	ECONO ADJUSTABLE	PREMIUM ADJUSTABLE PUSH-IN	PREMIUM ADJUSTABLE SCREW-IN	
VOLKSWAGEN									
14	4 Cyl. 1.8L		226112	226110	226206	226203	226204	226208	
	4 Cyl. 2.0L		226114	226112	226206	226203	226204	226208	
	5 Cyl.		226114	226112	226206	226203	226204	226208	
	6 Cyl.		226114	226112	226206	226203	226204	226208	
13	4 Cyl. 1.4L		226112	226110	226206	226203	226204	226208	
	4 Cyl. 2.0L		226114	226112	226206	226203	226204	226208	
	5 Cyl.		226114	226112	226206	226203	226204	226208	
12-10	6 Cyl.		226114	226112	226206	226203	226204	226208	
	All Eng.		226114	226112	226206	226203	226204	226208	
	09	4 Cyl.	226114	226112	226206	226203	226204	226208	
	5 Cyl.		226114	226112	226206	226203	226204	226208	
	6 Cyl.		226116 or 226216	226110	226206	226203	226204	226208	
	8 Cyl.		(3)	226114	226206	226203	226204	226208	
08-07	4 Cyl.		226114	226112	226206	226203	226204	226208	
	5 Cyl.		226114	226112	226206	226203	226204	226208	
	6 Cyl.		226116 or 226216	226110	226206	226203	226204	226208	
	8 Cyl.		(3)	226114	226206	226203	226204	226208	
	10 Cyl.		(3)	226114	226206	226203	226204	226208	
	06	4 Cyl.	226114	226112	226206	226203	226204	226208	
	5 Cyl.		226114	226112	226206	226203	226204	226208	
	6 Cyl.		226116 or 226216	226110	226206	226203	226204	226208	
	8 Cyl.		(3)	226114	226206	226203	226204	226208	
	10 Cyl.		(3)	226114	226206	226203	226204	226208	
	12 Cyl.		(3)	226114	226206	226203	226204	226208	
	05	4 Cyl.		226114	226112	226206	226203	226204	226208
5 Cyl.			226114	226112	226206	226203	226204	226208	
6 Cyl.			226116 or 226216	226110	226206	226203	226204	226208	
8 Cyl.			(3)	226114	226206	226203	226204	226208	
	12 Cyl.		(3)	226114	226206	226203	226204	226208	
	04	4 Cyl.		226114	226112	226206	226203	226204	226208
		6 Cyl. 2.8L		226116 or 226216	226110	226206	226203	226204	226208
		6 Cyl. 3.2L		226116 or 226216	226112	226206	226203	226204	226208
8 Cyl.			(3)	226114	226206	226203	226204	226208	
	10 Cyl.		(3)	226114	226206	226203	226204	226208	
	12 Cyl.		(3)	226114	226206	226203	226204	226208	
	03	4 Cyl. 1.8L		226114	226112	226206	226203	226204	226208
		4 Cyl. 1.9L		226114	226114	226206	226203	226204	226208
4 Cyl. 2.0L			226114	226112	226206	226203	226204	226208	
6 Cyl.			226116 or 226216	226110	226206	226203	226204	226208	
	8 Cyl.		(3)	226114	226206	226203	226204	226208	
	02	4 Cyl.		226114	226112	226206	226203	226204	226208
		6 Cyl.		226116 or 226216	226110	226206	226203	226204	226208
	8 Cyl.		(3)	226114	226206	226203	226204	226208	
	01	4 Cyl.		226112	226110	226206	226203	226204	226208
6 Cyl.			226116 or 226216	226110	226206	226203	226204	226208	
00-99	4 Cyl. 1.8L		226112	226110	226206	226203	226204	226208	

CAUTION: Do not use smaller fan(s) than those recommended. Cooling problems may result.

(1) The recommended fan(s) for primary cooling are based on required airflow for that vehicle. Measure available core space to verify the fan(s) will fit. See page 320 for fan dimensions.

(2) For add-on cooling, use the largest fan that will fit. Allow 1" clearance between the fan and closest vehicle component. See electrical guide for fan dimensions.

(3) Air volume requirements too large for electric fans. Use fan clutch. See Fan Clutch applications.

ELECTRIC FANS




ELECTRIC FANS

Application Guide

RAPID-COOL®/THIN-LINE

FAN CONTROLLERS



YEAR	ENGINE	APPLICATION	PRIMARY COOLING (1)	ADD-ON COOLING (2)	PRESET	ECONO ADJUSTABLE	PREMIUM ADJUSTABLE PUSH-IN	PREMIUM ADJUSTABLE SCREW-IN
VOLKSWAGEN								
00-99	4 Cyl. 1.9L		226112	226110	226206	226203	226204	226208
	4 Cyl. 2.0L		226114	226112	226206	226203	226204	226208
	6 Cyl.		226116 or 226216	226110	226206	226203	226204	226208
98-96	4 Cyl.		226112	226110	226206	226203	226204	226208
	6 Cyl.		226116 or 226216	226110	226206	226203	226204	226208
95	4 Cyl.		226112	226110	226206	226203	226204	226208
	5 Cyl.		226114	226112	226206	226203	226204	226208
	6 Cyl.		226116 or 226216	226110	226206	226203	226204	226208
94	4 Cyl.		226112	226110	226206	226203	226204	226208
	6 Cyl.		226116 or 226216	226110	226206	226203	226204	226208
93	4 Cyl.		226112	226110	226206	226203	226204	226208
	5 Cyl.		226114	226112	226206	226203	226204	226208
	6 Cyl.		226116 or 226216	226110	226206	226203	226204	226208
92	4 Cyl.		226112	226110	226206	226203	226204	226208
	6 Cyl.		226116 or 226216	226110	226206	226203	226204	226208
	4 Cyl. 1.6L		226112	226110	226206	226203	226204	226208
91-90	4 Cyl. 1.8L		226112	226110	226206	226203	226204	226208
	4 Cyl. 2.0L		226114	226112	226206	226203	226204	226208
	4 Cyl. 2.1L		226114	226112	226206	226203	226204	226208
89	4 Cyl. 1.6L		226112	226110	226206	226203	226204	226208
	4 Cyl. 1.8L		226112	226110	226206	226203	226204	226208
	4 Cyl. 2.1L		226114	226112	226206	226203	226204	226208
88-86	4 Cyl. 1.6L		226112	226110	226206	226203	226204	226208
	4 Cyl. 1.8L		226112	226110	226206	226203	226204	226208
	4 Cyl. 2.1L		226114	226112	226206	226203	226204	226208
85-84	5 Cyl.		226114	226112	226206	226203	226204	226208
	4 Cyl.		226112	226110	226206	226203	226204	226208
	5 Cyl.		226114	226112	226206	226203	226204	226208
83	4 Cyl. 1.6L		226112	226110	226206	226203	226204	226208
	4 Cyl. 1.7L		226112	226110	226206	226203	226204	226208
	4 Cyl. 1.8L		226112	226110	226206	226203	226204	226208
	4 Cyl. 1.9L		226112	226110	226206	226203	226204	226208
	4 Cyl. 2.0L		226114	226112	226206	226203	226204	226208
	5 Cyl.		226114	226112	226206	226203	226204	226208
82-81	4 Cyl. 1.6L		226112	226110	226206	226203	226204	226208
	4 Cyl. 1.7L		226112	226110	226206	226203	226204	226208
	4 Cyl. 2.0L		226114	226112	226206	226203	226204	226208
80-77	4 Cyl. 1.5L		226112	226110	226206	226203	226204	226208
	4 Cyl. 1.6L		226112	226110	226206	226203	226204	226208
	4 Cyl. 2.0L		226114	226112	226206	226203	226204	226208
76	4 Cyl. 1.6L		226112	226110	226206	226203	226204	226208
	4 Cyl. 2.0L		226114	226112	226206	226203	226204	226208
75-46	All Eng.		226112	226110	226206	226203	226204	226208

CAUTION: Do not use smaller fan(s) than those recommended. Cooling problems may result.

(1) The recommended fan(s) for primary cooling are based on required airflow for that vehicle. Measure available core space to verify the fan(s) will fit. See page 320 for fan dimensions.

(2) For add-on cooling, use the largest fan that will fit. Allow 1" clearance between the fan and closest vehicle component. See electrical guide for fan dimensions.

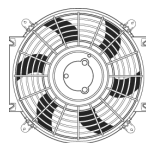


ELECTRIC FANS

Application Guide

RAPID-COOL®/THIN-LINE

FAN CONTROLLERS



YEAR	ENGINE	APPLICATION	PRIMARY	ADD-ON	PRESET	ECONO	PREMIUM	PREMIUM
			COOLING	COOLING		ADJUSTABLE	ADJUSTABLE	
			(1)	(2)		ADJUSTABLE	PUSH-IN	SCREW-IN
VOLVO								
15-12	All Eng.		226114	226112	226206	226203	226204	226208
11-10	5 Cyl.		226114	226112	226206	226203	226204	226208
	6 Cyl.		226114	226112	226206	226203	226204	226208
	8 Cyl.		(3)	226114	226206	226203	226204	226208
09-08	5 Cyl.		226114	226112	226206	226203	226204	226208
	6 Cyl.		226116 or 226216	226110	226206	226203	226204	226208
	8 Cyl.		(3)	226114	226206	226203	226204	226208
07	5 Cyl.		226114	226112	226206	226203	226204	226208
	6 Cyl.		226114	226112	226206	226203	226204	226208
	8 Cyl.		(3)	226114	226206	226203	226204	226208
06	5 Cyl.		226114	226112	226206	226203	226204	226208
	8 Cyl.		(3)	226114	226206	226203	226204	226208
05	5 Cyl.		226114	226112	226206	226203	226204	226208
	6 Cyl.		226116 or 226216	226110	226206	226203	226204	226208
	8 Cyl.		(3)	226114	226206	226203	226204	226208
04-00	4 Cyl.		226112	226110	226206	226203	226204	226208
	5 Cyl.		226114	226112	226206	226203	226204	226208
	6 Cyl.		226116 or 226216	226110	226206	226203	226204	226208
99-92	All Eng.		226116 or 226216	226110	226206	226203	226204	226208
91-76	All Eng.		226114	226112	226206	226203	226204	226208
75-71	4 Cyl.		226112	226110	226206	226203	226204	226208
	6 Cyl.		226116 or 226216	226110	226206	226203	226204	226208
70	4 Cyl.		226112	226110	226206	226203	226204	226208
	6 Cyl.		226116 or 226216	226112	226206	226203	226204	226208
69	4 Cyl.		226112	226110	226206	226203	226204	226208
	6 Cyl.		226114	226112	226206	226203	226204	226208
68-46	All Eng.		226112	226110	226206	226203	226204	226208

ELECTRIC FANS

CAUTION: Do not use smaller fan(s) than those recommended. Cooling problems may result.

(1) The recommended fan(s) for primary cooling are based on required airflow for that vehicle. Measure available core space to verify the fan(s) will fit. See page 320 for fan dimensions.

(2) For add-on cooling, use the largest fan that will fit. Allow 1" clearance between the fan and closest vehicle component. See electrical guide for fan dimensions.

(3) Air volume requirements too large for electric fans. Use fan clutch. See Fan Clutch applications.

