NOTES: UNLESS OTHERWISE SPECIFIED.

1. INTERPRET DRAWING PER MIL-STD-100.
2. INTERPRET DIMENSIONS AND TOLERANCES PER ANSI Y14.5M.
3. ABBREVIATIONS PER MIL-STD-12.
4. DIMENSIONS AND VALUES IN BRACKETS ARE METRIC.
5. HEIGHT DIMENSIONS DO NOT REFLECT INSTALLED, LEVELED HEIGHT.

A10S

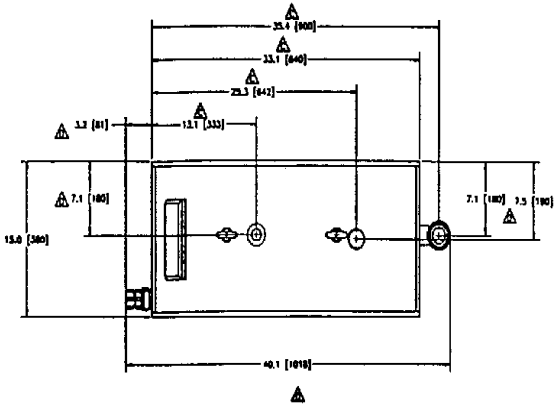

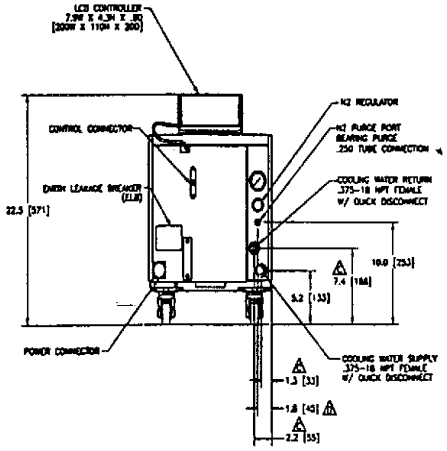

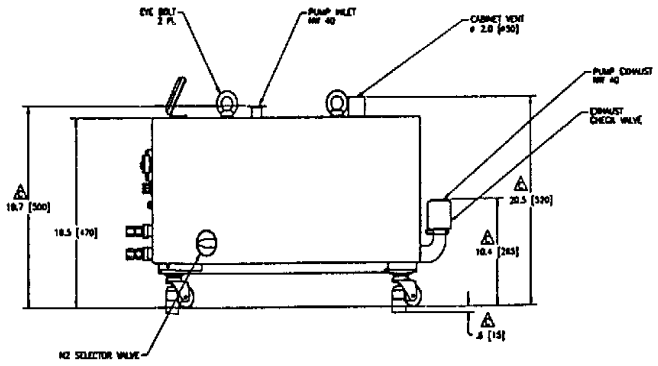

REVISIONS				
ZONE	LTR	DESCRIPTION	DATE	APPROVED
	A	SEE DCN-1082	12/2/95	SK
	B	SEE DCN-1323	8/19/95	GUY/SK
	C	SEE DCN-1499	10/24/95	SK
	D	SEE ECN-1547	11/13/95	SK
	E	SEE ECN-1606	12/14/95	[illegible]

Specifications for EBARA multi-stage vacuum pump		
Model A10S		60 Hz
Pump Speed		1200 LPM, 42 CFM
Ultimate Press.		3 x 10^{-2} Torr
MOTOR	Power	2.2 kw
	Current Full Load	11.1 Amps
	Voltage	208 VAC
	RPM	3460
Plumbing	Inlet	NW40
	Exhaust	NW40
COOLING WATER	Inlet	.375-18 NPT
	Exhaust	.375-18 NPT
	Pressure	<4kgf/cm² (60psi) Differential: 1-2kgf/cm² (14-28psi)
	Quantity	3.5 l/min (0.9 GPM)
PURGE	Inlet	.250 tube connection
	Pressure	Primary: 1-7kgf/cm² (14-100psi) Secondary: 1kgf/cm² (14psi)
	Quantity	10-12 l/min(0.3-0.4cfm) W/O Exh. Oil
Oil Quantity		0.4 (13.5oz)
Weight Approx.		220kg [485lbs]

OPT. REQD.	PART OR IDENTIFYING NO.	NOMENCLATURE OR DESCRIPTION	MATERIAL AND/OR SPECIFICATION

PARTS LIST

This drawing contains proprietary information and may not be copied, reproduced or used for any other purpose than for which submitted, without written permission of:

EBARA TECHNOLOGIES INC.
DRYPUMP OPERATION

THIRD ANGLE PROJECTION

UNLESS OTHERWISE SPECIFIED DIMENSIONS ARE IN INCHES

TOLERANCES: DECIMALS .X ± .1 .XX ± .03 .XXX ± .015; FRACTIONS ± 1/4 ANGLES ± 1°

DO NOT SCALE DRAWING

JOB NUMBER: STANDARD

DRAWN: C THOMPSON

CHECK: S KELLEY

DESIGN: S KELLEY

PROJECT: S KELLEY

EBARA TECHNOLOGIES INCORPORATED
DRYPUMP OPERATION
EBARA Sacramento, CA 95838, U.S.A.

SIZE: B | DWG NO. 110243 | REV E

SCALE: NONE | SHEET 1 OF 1

209