

PRISM: A Language for Symbolic-Statistical Modeling*

Taisuke SATO[†] and Yoshitaka KAMEYA[‡]
Dept. of Computer Science, Tokyo Institute of Technology
2-12-1 Ookayama Meguro-ku Tokyo
Japan 152

Abstract

We present an overview of symbolic-statistical modeling language PRISM whose programs are not only a probabilistic extension of logic programs but also able to learn from examples with the help of the EM learning algorithm. As a knowledge representation language appropriate for probabilistic reasoning, it can describe various types of symbolic-statistical modeling formalism known but unrelated so far in a single framework. We show by examples, together with learning results, that most popular probabilistic modeling formalisms, the hidden Markov model and Bayesian networks, are described by PRISM programs.

1 Introduction

We can make programs probabilistic by incorporating probabilistic elements, which is rather obvious. What is less obvious would be the existence of a general learning algorithm for these probabilistic programs. In this paper, we present an overview of symbolic-statistical modeling language PRISM (PRogramming In Statistical Modeling). PRISM was born as the integration of logic programming and the general learning algorithm with which programs can change their behaviors, a posteriori, by learning from examples. PRISM is a new type of programming language designed for symbolic-statistical modeling of complex objects and the real world.

The theoretical basis of PRISM is fixed point (least model) semantics and probability theory, but the development was spurred by the noticeable success of HMM (hidden Markov model) in speech recognition (and their applications to genetic information processing) [Rabiner 89, Asai et al. 93], a rapid surge of the interest in statistical methods in NLP (Natural Language Processing) [Charniak 93], well-developed uncertainty handling mechanisms in Bayesian networks [Pearl 88] and

*This paper is partly based on a report submitted for Computational Logic Network news letter.

[†]email: sato@cs.titech.ac.jp

[‡]email: kame@cs.titech.ac.jp

very encouraging results from ILP (Inductive Logic Programming) [Muggleton 91]. They are all symbolic systems able to learn from statistical data.

PRISM offers a common vehicle for these diverse research fields in symbolic-statistical modeling, and also gives us hopes for building even more complex and intelligent systems. This is because PRISM programs can be arbitrarily complex (no restriction on the form or size), and what is more, regardless of the complexity, there is, at least in theory, a method for PRISM programs to learn from positive/negative examples. To put it differently, we have the possibility of training arbitrarily large programs so that they behave as we desire.

In the rest of paper, we describe PRISM in stages. We first describe the semantic aspect of PRISM programs in Section 2, then move to an example in Section 3 where a program modeling human blood types is presented. Section 4 explains learning and the EM (Expectation Maximization) algorithm. PRISM as a programming system is described in Section 5, followed by examples of the hidden Markov model and Bayesian networks in Section 6. Section 7 contains related work and Section 8 conclusion.

2 PRISM programs and distributional semantics

PRISM programs are roughly defined as logic programs with a probability distribution given to facts. So we can compute any recursive functions as a special case of non-probabilistic facts. To capture PRISM programs mathematically however, we need a probabilistic generalization of fixed point semantics.

A PRISM program DB is a set of definite clauses written as $DB = FUR$ where F is a set of facts (unit clauses) and R is a set of rules (non-unit clauses). In the theoretical setting, we always equate clauses with the set of their ground instances, and allow DB to be countably infinite.

What makes PRISM programs differ from usual logic programs is a *basic joint probability distribution* PF given to F . It means that ground unit clauses A_1, A_2, \dots belonging in f are probabilistically true and the probabilities are determined by the joint probability distribution

P_F $P_F(A_1 = 1, A_2 = 0, \dots) = 0.3$ etc. Here we consider ground unit clauses as random variables taking 1 (true) or 0 (false).

Sampling from P_F determines the set of true facts F' , and the least model of $F' \cup R$ determines the truth of all ground atoms appearing in the original program. On the basis of this observation, we extend P_F to a joint probability distribution P_{DB} for all (ground) atoms appearing in DB . We define the denotation of DB as P_{DB} and call it *distributional semantics*. Formal treatment of distributional semantics is found in [Sato 95] where the existence of a joint probability distribution for infinitely many random variables and the measurability of the set of least models are discussed.

We illustrate how we can extend P_F to P_{DB} by giving a small example. Let $\{A_1, A_2\} \cup \{B_1 \leftarrow A_1, B_1 \leftarrow A_2, B_2 \leftarrow A_2\}$ and $P_F(A_1 = x_1, A_2 = x_2)$ be a program and the associated basic distribution respectively. Suppose we got a sampling from P_F which was $(A_1 = 1, A_2 = 0)$ in vector notation i.e. the set of true facts is $\{A_1\}$.

Imagine then a new program $\{A_1\} \cup \{B_1 \leftarrow A_1, B_1 \leftarrow A_2, B_2 \leftarrow A_2\}$ and its least model $\{A_1, B_1\}$. This model determines the truth of B_1 and B_2 as $(B_1 = 1, B_2 = 0)$. In this way, B_1 and B_2 become random variables via the least model, and a truth value vector (x_1, x_2) for $\{A_1, A_2\}$ sampled from P_F uniquely determines the truth value vector (y_1, y_2) of $\{B_1, B_2\}$. We denote this functional relationship by $\varphi_{DB}((x_1, x_2)) = (y_1, y_2)$. Then $P_{DB}(B_1 = y_1, B_2 = y_2)$ is calculated by φ_{DB} from P_F as follows.¹

$$P_{DB}(B_1 = y_1, B_2 = y_2) = \sum_{\varphi_{DB}((x_1, x_2)) = (y_1, y_2)} P_F(A_1 = x_1, A_2 = x_2)$$

In the learning phase, as seen in Section 4, we read the above equation the other way around, and adjust P_F to maximize $P_{DB}(B_1 = y_1, B_2 = y_2)$, the probability of producing what we observe.

3 A blood type example

As a typical symbolic-statistical model, we present a blood type program. It is very like a Prolog program and as usual, variables begin with upper case letters. We hope that the following comments will help the reader understand the program.

1. This program describes how one's blood type (bloodtype/1) is determined from the genes inherited from the parents. It happens to be non-recursive but there is no problem in writing recur-

¹This equation says, in the case of positive observations, say $(B_1 = 1, B_2 = 1)$, the probability is the sum of those joint probabilities $P_F(A_1 = x_1, A_2 = x_2)$ such that

$$\{A_1 = x_1, A_2 = x_2\} \cup \{B_1 \leftarrow A_1, B_1 \leftarrow A_2, B_2 \leftarrow A_2\} \vdash B_1 \wedge B_2$$

where $(A_1 = x_1, A_2 = x_2)$ denotes the set of true atoms, i.e. atoms having $x_i = 1$ ($i = 0, 1$).

Blood type program

```
gene(P,a):- bsw(1,P,1).
% Sample binary_switch_1.
% and if it is on, give gene a. Else
gene(P,b):- bsw(1,P,0),bsw(2,P,1).
% sample binary_switch_2. If it is on,
gene(P,o):- bsw(1,P,0),bsw(2,P,0).
% give gene b. Else give gene o.

bloodtype(X):- % genotype G=[Y,Z]
genotype(Y,Z), % determines
G=[Y,Z], % phenotype X.
((G=[a,a]; G=[a,o]; G=[o,a]), X=a
; (G=[b,b]; G=[b,o]; G=[o,b]), X=b
; G=[o,o], X=o
; (G=[a,b]; G=[b,a]), X=ab).

genotype(X,Y):- % gene X(Y) is inherited
gene(father,X), % from father(mother).
gene(mother,Y).
```

sive PRISM programs (see HMM program in Section 6.2).

2. bloodtype/1 calls genotype/2 which in turn calls gene/2. First two predicates have probability distributions determined from that of gene/2. The distribution of gene/2 is arbitrary but must be such that for P instantiated to father or mother, one of $\{gene(P,a), gene(P,b), gene(P,o)\}$ is exclusively true.
3. To let gene/2 predicate have an appropriate probability distribution, we use a built-in predicate bsw/3, representing a random binary switch. bsw(ID,N,R) says that sampling a random binary switch named ID gives the result R (0 or 1) at Nth sample². The probability of bsw(-,-,1) being true is called a *parameter* and PRISM programs containing only bsw/3 predicate as built-in probabilistic predicates are called *BS programs*³.
4. Sampling all bsw/3 atoms determines which ground bsw/3 atom is true, thereby determines which ground gene/2 atom is true. Non-unit clauses together with these true ground atoms jointly determine the truth of the remaining atoms, i.e. genotype/2 and blood bloodtype/1. In this way, we get a sampling from the joint probability distribution for *all* ground atoms.

4 Learning

The above program is a faithful representation of genetic knowledge concerning how one's blood type is determined. It is a computational model (runnable)

²bsw(ID,N,R) is called *BS atom* in [Sato 95].

³Currently, we admit only the class of BS programs as PRISM programs. Expanding the class of BS programs is a future task.

and at the same time, a statistical model, i.e. provides a probability distribution for `bloodtype/1`. Since blood type in the real world has a probability distribution, our learning task is to approximate it in terms of $P_{DB}\{\text{bloodtype}() = 1\}$, the distribution for `bloodtype/1` defined by our program, by assigning each binary switch `bsw/3` a suitable parameter value.

Let $\{\text{bloodtype}(a), \text{bloodtype}(b), \text{bloodtype}(o), \dots\}$ be our observations of people's blood types. Parameters associated with `bsw/3` are determined by a maximum likelihood method; they are calculated as the ones that maximize the probability of the conjunction of these observed atoms.

An algorithm we use for maximization is the EM (Expectation Maximization) algorithm [Tanner 93]. It is an iterative method in statistics for maximizing likelihood and has been used in various fields, in particular in the Baum-Welch learning algorithm for HMMs in speech recognition [Rabiner 89].

We successfully combined the EM algorithm with BS programs to derive a general learning algorithm for BS programs [Sato 95]. It should be emphasized that the derived learning algorithm is valid for the entire class of BS programs, and second that the class of BS programs seems fairly large. For example, it covers Bayesian networks, HMM and PCFG (Probabilistic Context Free Grammar), currently known as the most powerful symbolic-statistical formalism in AI. For more details, see [Asai et al. 93, Charniak 93, Charniak et al. 93, Pearl 88, Poole 93, Rabiner 89].

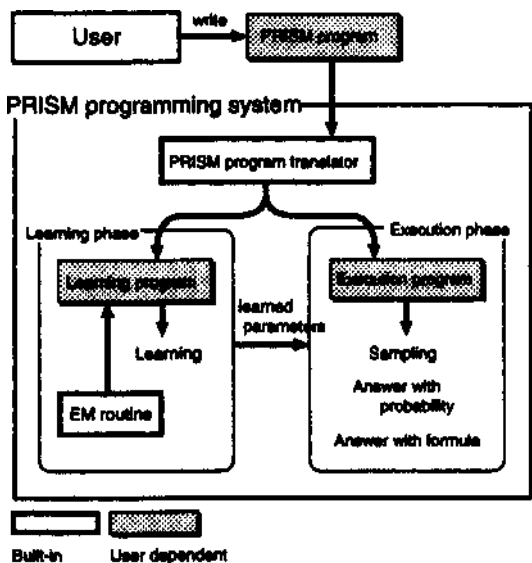


Figure 1: PRISM programming system

5 PRISM Programming System

PRISM programming goes through three phases: programming, learning and execution. Since the learning

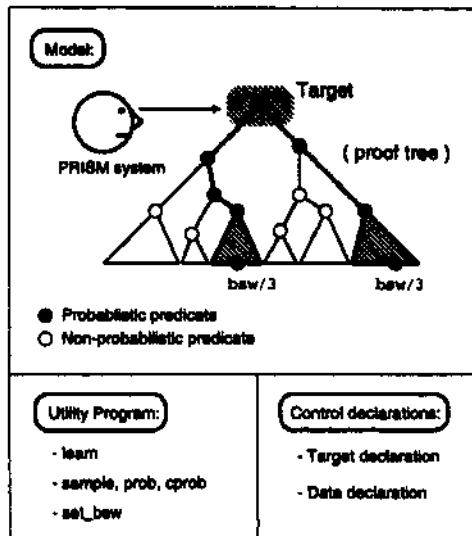


Figure 2: A PRISM program

phase and the execution phase require rather different treatment of an original program, PRISM translates it into two specialized programs, one for execution and the other for learning. The latter works in the learning phase cooperating with the built-in EM learning routine to perform maximum likelihood estimate.

5.1 Structure of a PRISM Program

A PRISM program is comprised of three parts, a *model*, a *utility program* and the *control declarations* (Figure 2). The model part is just a logic program whose purpose is to generate possible proof trees of a target atom which represents our observations. Those trees may or may not contain special built-in predicate `bsw/3`. Since `bsw/3` is probabilistic, so can be the target atom, and the problem is to make the distribution of the target atom as close to the observed (empirical) distribution as possible. This is achieved in the learning phase by tuning the parameters of `bsw/3` atoms.

The utility part contains a logic program that makes use of the distribution P_{DB} with special built-ins such as `learn/0-1` for learning and `prob/1-2` and `cprob/2-3` for calculation of probabilities. The model part and the utility part should be conceptually distinguished, but actually, when combined, they look like just a logic program with special built-ins.

The control declarations give information required for the learning phase. Currently, we have *target declaration* for specifying a target atom, and *data declaration* for specifying a file containing teacher data (randomly sampled target atoms).

5.2 Learning phase

The learning phase starts with commands `learn/0-1`. Prior to them, we have to specify a target atom by target declaration, and the data file by data declaration.

Teacher data are expressed as ground literals containing the target atom. They are henceforth called *goals*. What PRISM does in the learning phase is to adjust statistical parameters (associated with bsw/3) to maximize the conjunctive probability of these goals. Presently for practical reasons, only positive goals are allowed as teacher data.

PRISM, given the goals in the data file, builds a table to keep the records of the correspondence between a goal and the conjunctions of bsw/3 atoms that appear in one of the proof trees of the goal. It means that PRISM computes all solutions, by top-down exhaustive search, and hence sometimes becomes computationally inefficient compared to specialized algorithms developed for specific tasks. Anyway, after completing the table, PRISM sets random values (between 0 and 1) to statistical parameters associated with bsw/3 atoms in the table. The EM learning routine then starts to update these parameters iteratively until convergence to attain the maximum likelihood estimators.

5.3 Execution phase

After learning, we run the learned program to check how it learned or how it behaves. There are three execution modes, i.e. *sampling*, *answer with probability* and *answer with formula*.

A special command is used to specify the execution mode. Sampling is done by the command `sample/1`. For example, for query `l ?- sample(bloodtype(X))` the system returns the answer `X=a`, `X=b`, `X=o` or `X=ab` according to the distribution of `bloodtype/1`. The commands `prob/2` and `cprob/3` are used for the answer with probability mode; for the query `l ?- prob(bloodtype(a),Prob)` we have `Prob=0.4` for instance. In the case that the given formula is false with probability 1 such as `bloodtype(a) & bloodtype(b)` we have answer no.

The commands `proof/1` and `probf/2` give answers with formula. The formula is a DNF of bsw/3 atoms which logically explains the given formula. For example, the answer with formula for `bloodtype(a)` is

```

bsw(1,father,1) ^ bsw(1,mother,1)
v bsw(1,father,1) ^ bsw(1,mother,1) ^ bsw(2,mother,0)
v ...

```

6 Examples

In this section, we present modeling examples by PRISM programs, together with learning results.

6.1 Blood type

The first one is the blood type program in Section 3. In case of Japan, the ratio of blood types is A:O:B:AB = 4:3:2:1. We artificially generated random data with this ratio and used them as teacher data for the program to estimate the probability distribution of `gene/2`. The result is shown in Table 1. *Conv* shows converged parameters values of the bsw/3 named ID.

Table 1: Result of estimation

ID	Conv	gene(P,a)	0.292
1	0.292	gene(P,b)	0.163
2	0.230	gene(P,o)	0.545

bloodtype(a)	0.404	bloodtype(o)	0.297
bloodtype(b)	0.204	bloodtype(ab)	0.095

6.2 H M M

The hidden Markov model (HMM) [Rabiner 89], which has long been a basic tool for speech recognition, stands for a class of finite state automata in which transition is probabilistic and an alphabet is emitted on each transition. What we can observe from outside is only an output string consisting of emitted alphabets while the state transition is not observable, hence the name of HMM. Figure 3 is an example of HMM that has a state set {s0, s1, s2} and output alphabets {a,b}. We can see from the figure that the transition probability from s0 to s0 is 0.7 whereas that of s0 to s1 is 0.3. We can also see that on a transition from s0, a is emitted with probability 0.2 and b with probability 0.8 etc.

This HMM is described by a PRISM program on next page (the utility part is not shown). For learning, we limit the length of output strings to 5 and leave all parameters associated with bsw/3 undefined.

A learning experiment was conducted using 500 teacher data⁴ generated from the HMM in Figure 3. We then let the program learn the data placed on the file `hmm.dat` by the PRISM's built-in EM learning routine. Convergence is judged when an increment of the logarithmic likelihood of the conjunction of all `hmm/1` atoms (teacher data) becomes less than 10^{-6} . The result is shown in Table 2 (*Smp* shows original parameter values).

In PRISM, the probabilities of atoms are computed by `prob/2` predicate and the probability of `pro(hmm([a,a,b,a,b]),?)` is

```
l ?- prob(hmm([a,a,b,a,b]),P).
```

```
P = 0.05477 ?
```

This experiment exemplifies the expressive power of PRISM and the learnability of HMMs. It is however

⁴These data were obtained from running the HMM program in sampling mode.

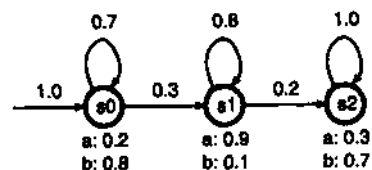


Figure 3: An HMM

HMM program

```

hmm(L) :- init(S),hmm(1,S,L).

% Terminate at T=5
hmm(5,S,[Obs]) :- output(5,S,Obs).
hmm(T,S,[Obs|L]) :- T<5,
    % Output Obs in state S at time T
    output(T,S,Obs),
    % Transit from S to Next at time T
    trans(T,S,Next),
    T1 is T+1,
    hmm(T1,Next,L).

% Initial state is s0 with probability 1
init(s0).

% Transition probability parameters:
trans(T,s0,s1) :- bsw(1,T,1).
trans(T,s0,s0) :- bsw(1,T,0).
trans(T,s1,s2) :- bsw(2,T,1).
trans(T,s1,s1) :- bsw(2,T,0).
trans(_,s2,s2).

% Output probability parameters:
output(T,s0,a) :- bsw(3,T,1).
output(T,s0,b) :- bsw(3,T,0).
output(T,s1,a) :- bsw(4,T,1).
output(T,s1,b) :- bsw(4,T,0).
output(T,s2,a) :- bsw(5,T,1).
output(T,s2,b) :- bsw(5,T,0).

target(hmm,1).
data('hmm.dat').

```

not sufficient to claim practical usability of PRISM, because the practical merit of using HMMs resides in the availability of three efficient algorithms for three basic problems. Namely, the forward-backward algorithm [Rabiner 89] for calculating the probability of a given string, the Viterbi algorithm [Rabiner 89] for deciding the most likely state transition sequence for the given string and the Baum-Welch learning algorithm [Rabiner 89] to estimate the probability parameters of an HMM. We expect that since PRISM is a general programming language, it will not be very difficult to write PRISM programs for these algorithms.

Table 2: Result of HMM learning

ID	Smp	Conv
1	0.60	0.574
2	0.30	0.319
3	0.70	0.672
4	0.20	0.198
5	0.85	0.849

6.3 Bayesian networks

Now we turn to Bayesian networks [Pearl 88]. Bayesian networks are a knowledge representation language to



Figure 4: A Bayesian network

represent statistical dependencies among random variables. We confine ourselves to a case where random variables are binary, i.e. propositions. Dependencies are expressed as a directed acyclic graph where nodes represent propositions and links indicate direct probabilistic dependencies quantified with probabilities. The graph as a whole represents a joint probability distribution of propositions. For example⁵, in Figure 4, it holds that

$$\begin{aligned}
 P(\text{Tampering}, \text{Fire}, \text{Alarm}, \text{Smoke}, \text{Leaving}, \text{Report}) \\
 &= P(\text{Report} \mid \text{Leaving})P(\text{Leaving} \mid \text{Alarm}) \\
 &\quad P(\text{Alarm} \mid \text{Tampering}, \text{Fire})P(\text{Smoke} \mid \text{Fire}) \\
 &\quad P(\text{Fire})P(\text{Tampering})
 \end{aligned}$$

Following [Poole 93], we describe this Bayesian network as follows:

Bayesian network program

```

target(world,6).
data('world.dat').

% Joint distribution:
world(Ta,Fi,Al,Sm,Le,Re) :-
    fire(Fi),tampering(Ta),c_smoke(Sm,Fi),
    c_alarm(Al,Fi,Ta),c_leaving(Le,Al),
    c_report(Re,Le).

smoke(Sm) :- fire(Fi),c_smoke(Sm,Fi).
alarm(Al) :-
    fire(Fi),tampering(Ta),c_alarm(Al,Fi,Ta).
leaving(Le) :- alarm(Al),c_leaving(Le,Al).
report(Re) :- leaving(Le),c_report(Re,Le).

tampering(yes):- bsw(ta,none,1).
tampering(no) :- bsw(ta,none,0).
fire(yes):- bsw(fi,none,1).
fire(no) :- bsw(fi,none,0).
c_smoke(yes,Fi):- bsw(sm(Fi),none,1).
c_smoke(no,Fi) :- bsw(sm(Fi),none,0).
c_alarm(yes,Fi,Ta):- bsw(al(Fi,Ta),none,1).
c_alarm(no,Fi,Ta) :- bsw(al(Fi,Ta),none,0).
c_leaving(yes,Al):- bsw(le(Al),none,1).
c_leaving(no,Al) :- bsw(le(Al),none,0).
c_report(yes,Le):- bsw(re(Le),none,1).
c_report(no,Le) :- bsw(re(Le),none,0).

```

Table 3: Result of Bayesian learning

ID	Smp	Conv	ID	Smp	Conv
fi	0.10	0.116	ta	0.15	0.160
sm(yes)	0.95	0.966	sm(no)	0.05	0.054
al(yes,yes)	0.50	0.250	al(yes,no)	0.90	0.880
al(no,yes)	0.85	0.889	al(no,no)	0.05	0.049
le(yes)	0.88	0.898	le(no)	0.01	0.016
re(yes)	0.75	0.769	re(no)	0.10	0.082

An experiment was conducted using 500 teacher data sampled from the above program with parameter values shown as *Smp* in Table 3. Convergence is obtained after two iterations of the EM learning routine and the converged parameter values are shown as *Conv* in Table 3.

After learning, we can check various probabilities by using built-in predicates such as *prob/2* and *cprob/3*. For instance, $P(\text{Fire} \setminus \text{Smoke}, * \text{Alarm})$, the probability of a fire breaking out while smoke is observed but the alarm is not ringing, is

```
| ?- cprob(fire(yes), (smoke(yes), alarm(no)), P).
```

```
P = 0.27739 ?
```

7 Related work

PRISM is a general programming language with the ability of learning, and we don't have many predecessors with the same character and power. Probably, most directly related one is Poole's Probabilistic Horn abduction [Poole 93]. His semantics however excludes large part of usual logic programs⁶. Furthermore probabilities are considered only for finite cases (no joint distribution for infinitely many random variables). Accordingly there is no way to express Markov chains such as HMMs.

Ng and Subrahmanian proposed Probabilistic Logic Programming [Ng 92]. Their approach is based on intervals. They assign probability ranges to atoms in the program and check, using linear programming technique, if probabilities satisfying those ranges actually exist or not. The use of linear programming confines their approach to a finite domain. Neither of Poole's proposal or Ng and Subrahmanian' proposal mentions learning.

Charniak and Goldman proposed a special language FRAIL3 for construction of Bayesian networks [Charniak et al. 93]. Although their rules look much like definite clauses annotated with probability dependencies, the semantics is not very clear and no learning mechanism is provided for their programs.

Hashida [Hashida 94] proposed a rather general framework for natural language processing as probabilistic constraint logic programming. He assigned probabilities to between literals and let them denote the degree of the probability of invocation. He has shown constraints are efficiently solvable by making use of these probabilities.

⁶ This is due mainly to the acyclicity assumption made in [Poole 93].

8 Conclusion

We have presented PRISM which is a new modeling language for symbolic-statistical phenomena. It not only has general computing power combined with probabilistic semantics but also has a general learning mechanism that enables *any* PRISM program to learn from examples. Below are two potential application areas.

PRISM programs can define Markov chains such as HMMs with mathematical rigor. Using this property, and taking advantage of PRISM's first order expressiveness, it looks feasible to describe Markov decision processes controlled by complex symbolic reasoning. This might contribute to modeling agents with rich knowledge, interacting and learning one another.

NLP is another promising area because of the obvious need for describing statistical correlations between syntactic structures and semantic structures. It is also noticeable that a large corpus is already available for learning.

Computation power and learning power should be unified to give a new dimension to programming. We hope that PRISM brings us one step closer to the cross-fertilization of computation and learning.

References

- [Asai et al. 93] Asai, K., Hayamizu, S. and Handa, K., Prediction of protein secondary structure by the hidden Markov model, CABIOS 9 No.2 pp14M46, 1993.
- [Charniak 93] Charniak, E., Statistical Language Learning, The MIT Press, 1993.
- [Charniak et al. 93] Charniak, E. and Goldman, R.P., A Language for Construction of Belief Networks, IEEE PAMI 15 No 3, pp196-208, 1993
- [Hashida 94] Hashida, K., Dynamics of Symbol Systems, NGC 12, pp285-310, 1994.
- [Muggleton 91] Muggleton, S., Inductive Logic Programming, NGC 8, pp295-318, 1991.
- [Ng 92] Ng, R. and Subrahmanian, V.S., Probabilistic Logic Programming, Information and Computation 101, pp150-201, 1992.
- [Pearl 88] Pearl, J., Probabilistic Reasoning in Intelligent Systems, Morgan Kaufmann, 1988.
- [Poole 93] Poole, D., Probabilistic Horn abduction and Bayesian networks, Artificial Intelligence 64, pp81-129, 1993.
- [Rabiner 89] Rabiner, L.R., A Tutorial on Hidden Markov Models and Selected Applications in Speech Recognition, Proc. of the IEEE 77, No. 2, pp257-286, 1989.
- [Sato 95] Sato, T., A Statistical Learning Method for Logic Programs with Distribution Semantics, Proc. of ICLP 95, pp715-729, 1995.
- [Tanner 93] Tanner, M., Tools for Statistical Inference (2nd ed.), Springer-Verlag, 1986.

ROBOTICS

ROBOTICS

Robotics 1