

NAME _____

DATE _____

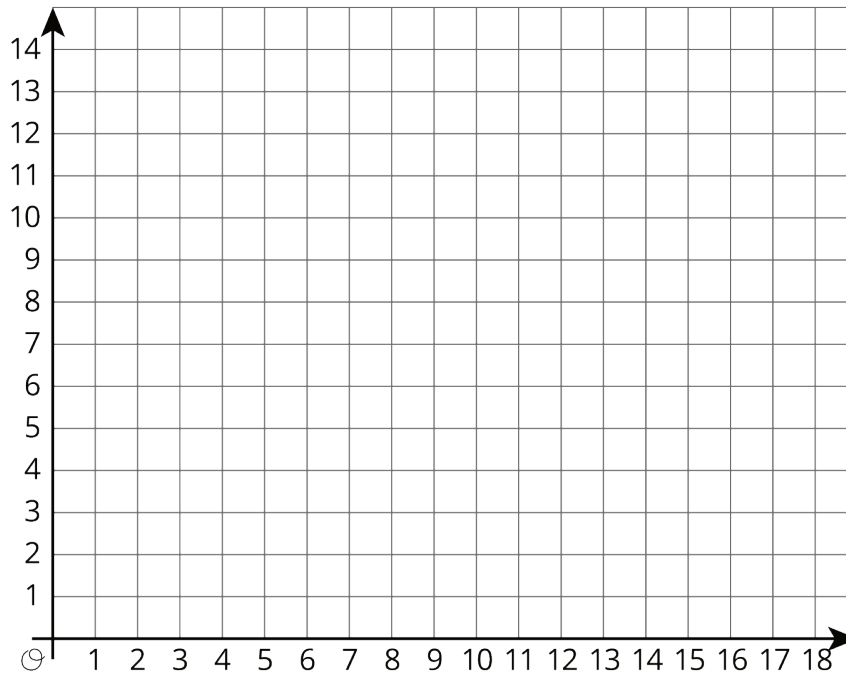
PERIOD _____

Unit 7, Lesson 15: Shapes on the Coordinate Plane

Let's use the coordinate plane to solve problems and puzzles.

15.1: Figuring Out The Coordinate Plane

m.openup.org/1/6-7-15-1



1. Draw a figure in the coordinate plane with at least three of following properties:

- 6 vertices
- 1 pair of parallel sides
- At least 1 right angle
- 2 sides with the same length

2. Is your figure a polygon? Explain how you know.

NAME _____

DATE _____

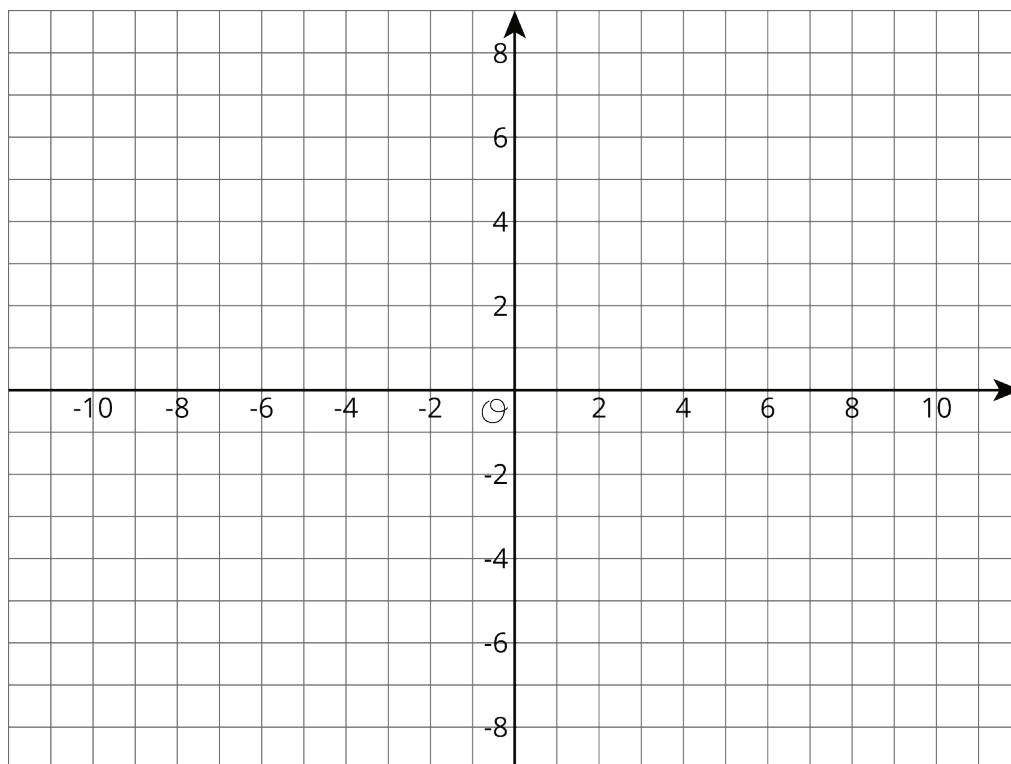
PERIOD _____

15.2: Plotting Polygons

m.openup.org/1/6-7-15-2

Here are the coordinates for four polygons. Plot them on the coordinate plane, connect the points in the order that they are listed, and label each polygon with its letter name.

1. Polygon A: $(-7, 4)$, $(-8, 5)$, $(-8, 6)$, $(-7, 7)$, $(-5, 7)$, $(-5, 5)$, $(-7, 4)$
2. Polygon B: $(4, 3)$, $(3, 3)$, $(2, 2)$, $(2, 1)$, $(3, 0)$, $(4, 0)$, $(5, 1)$, $(5, 2)$, $(4, 3)$
3. Polygon C: $(-8, -5)$, $(-8, -8)$, $(-5, -8)$, $(-5, -5)$, $(-8, -5)$
4. Polygon D: $(-5, 1)$, $(-3, -3)$, $(-1, -2)$, $(0, 3)$, $(-3, 3)$, $(-5, 1)$



Are you ready for more?

Find the area of Polygon D in this activity.

NAME _____

DATE _____

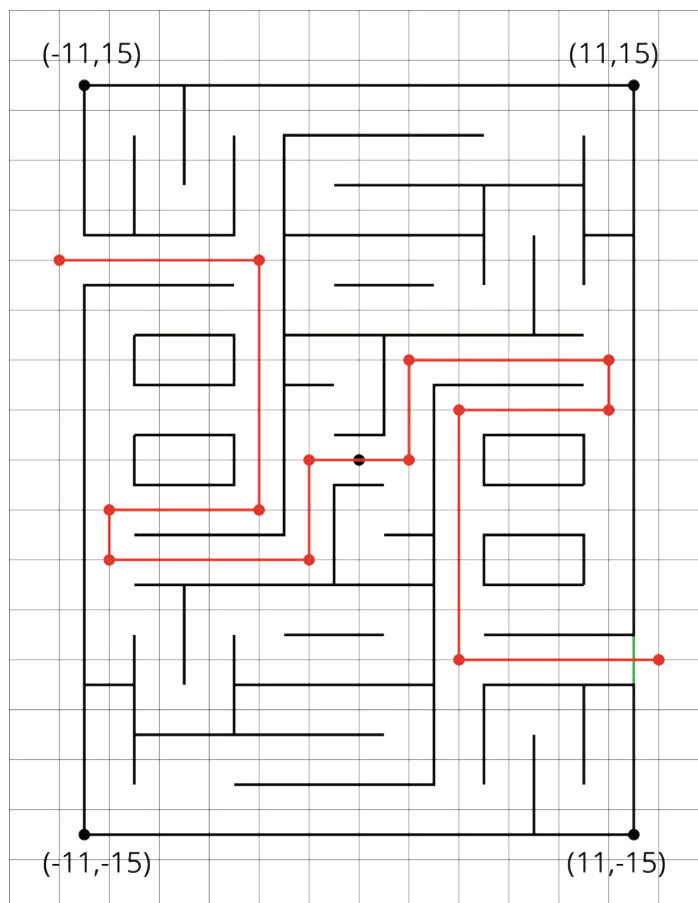
PERIOD _____

15.3: Four Quadrants of A-Maze-ing

m.openup.org/1/6-7-15-3



1. The following diagram shows Andre's route through a maze. He started from the lower right entrance.



- a. What are the coordinates of the first two and the last two points of his route?
 - b. How far did he walk from his starting point to his ending point? Show how you know.
2. Jada went into the maze and stopped at (-7, 2).
- a. Plot that point and other points that would lead her out of the maze (through the exit on the upper left side).
 - b. How far from (-7, 2) must she walk to exit the maze? Show how you know.

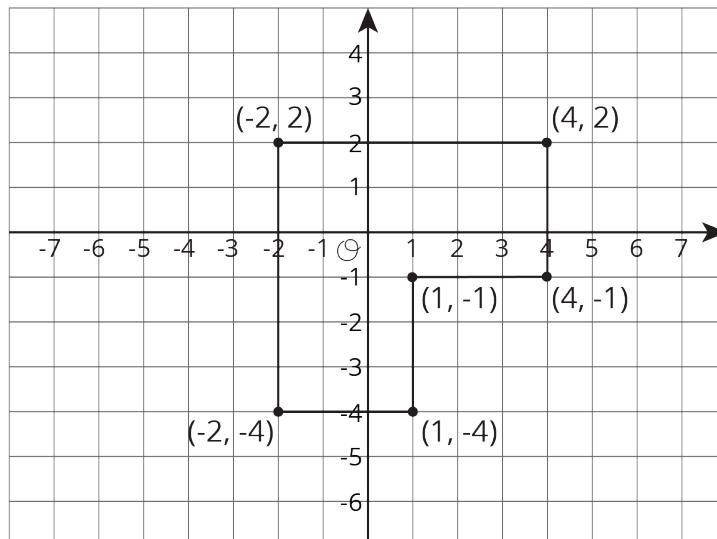
NAME _____

DATE _____

PERIOD _____

Lesson 15 Summary

We can use coordinates to find lengths of segments in the coordinate plane.



For example, we can find the perimeter of this polygon by finding the sum of its side lengths. Starting from $(-2, 2)$ and moving clockwise, we can see that the lengths of the segments are 6, 3, 3, 3, 3, and 6 units. The perimeter is therefore 24 units.

In general:

- If two points have the same x -coordinate, they will be on the same vertical line, and we can find the distance between them.
- If two points have the same y -coordinate, they will be on the same horizontal line, and we can find the distance between them.

NAME _____

DATE _____

PERIOD _____

Unit 7, Lesson 15: Shapes on the Coordinate Plane

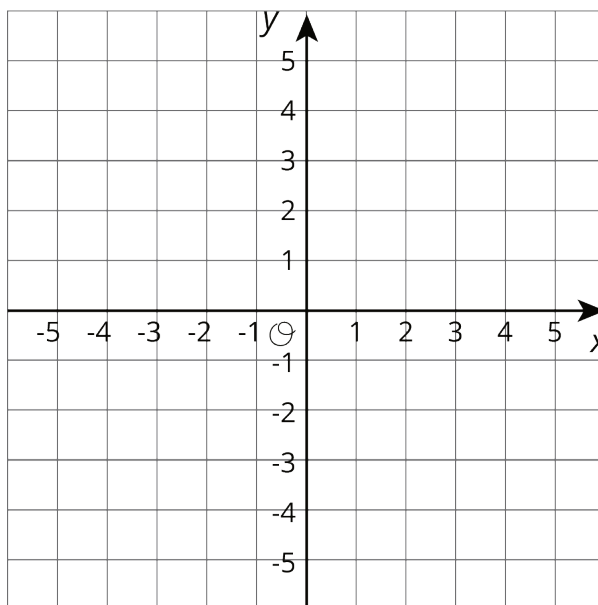
1. The coordinates of a rectangle are $(3, 0)$, $(3, -5)$, $(-4, 0)$ and $(-4, -5)$

a. What is the length and width of this rectangle?

b. What is the perimeter of the rectangle?

c. What is the area of the rectangle?

2. Draw a square with one vertex on the origin $(-3, 5)$ and a perimeter of 20.



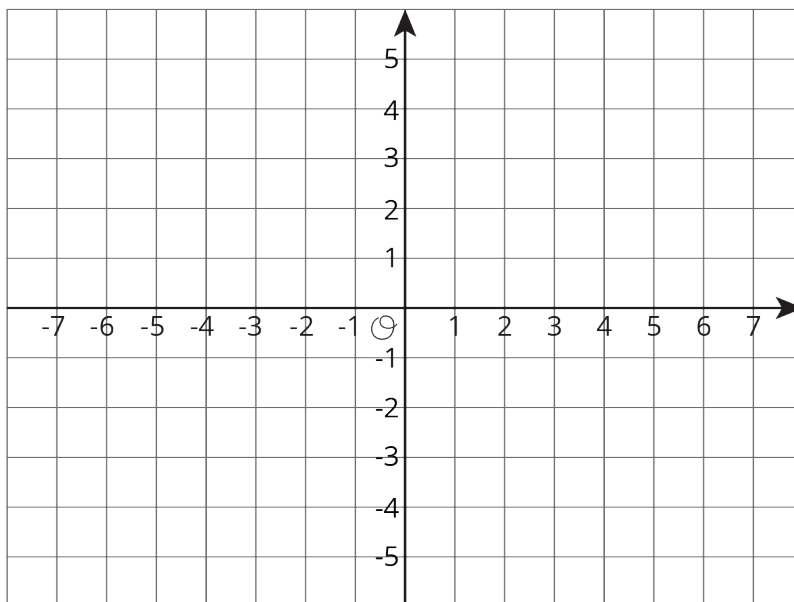
3. a. Plot and connect the following points to form a polygon.

$(-3, 2)$, $(2, 2)$, $(2, -4)$, $(-1, -4)$, $(-1, -2)$, $(-3, -2)$, $(-3, 2)$

NAME _____

DATE _____

PERIOD _____



b. Find the perimeter of the polygon.

4. For each situation, select **all** the equations that represent it. Choose one equation and solve it.

a. Jada’s cat weighs 3.45 kg. Andre’s cat weighs 1.2 kg more than Jada’s cat. How much does Andre’s cat weigh?

$x = 3.45 + 1.2$

$x = 3.45 - 1.2$

$x + 1.2 = 3.45$

$x - 1.2 = 3.45$

b. Apples cost \$1.60 per pound at the farmer’s market. They cost 1.5 times as much at the grocery store. How much do the apples cost per pound at the grocery store?

$y = (1.5) \cdot (1.60)$

$y = 1.60 \div 1.5$

$(1.5)y = 1.60$

$\frac{y}{1.5} = 1.60$

(from Unit 6, Lesson 4)