

livinggreen
design



All products handmade in the UK

100% European design

**Europe's largest range of professional planters
& green lifestyle products**

SERIES 3

livinggreen
design



livinggreen intro

With the choice of planters available to the professional market wider than ever, making the right choice for you and your customers is more difficult, yet more important than ever.

With our new Collection, 'Series 3', we have built upon the solid foundation of our previous ranges to offer you a complete package of cutting edge designs. Interiors, exteriors, modern or classical, planters, seating and greenwalls; Series 3 contains the answers to every situation. Running to nearly 300 pages, and unlike ANY comparable European planter offering, every design, every product, every finish has been produced right here in Europe.

What this means is that you can sell, and buy, with complete confidence. While we do not carry stock, preferring to manufacture to order, you will never have to wait months for that elusive shipping container from the Far East. Most normal orders are supplied within a month and often faster if required. If the customer wants more units years later to match, it's no problem, we can still reproduce designs from 30 years ago.

Want something different? We have an unparalleled range of finishes, all RAL colours in polished, satin and matt as well as incredibly realistic faux natural stone and metallics including our unique Corten steel (rust) which can now be lacquered and stabilised for interior use without affecting the appearance in any way. Gold, silver and coloured leaf can also be applied to any of our smooth surfaced products for unrivalled choice at the top end of the market.

Creating in our own formulation of fibreglass composite (GRP) offers many advantages over other materials which is why it's also the choice of the aerospace, motor racing and wind turbine industries. Fibreglass is ultra-light weight, can have a higher tensile strength than steel and can be moulded into almost any shape – all for a very competitive price. The entire range can also be specified as Class 1 (M1) fire retardant, while UV resistance and frost proof construction are standard. See Options section for full details including castors bases, lighting and signwriting.

We are constantly working with architects, landscape architects, garden designers and specifiers throughout Europe and further afield to fulfil the demand for bespoke projects of every size. We have full product design capability including CAD drawings & 3D modelling and regularly advise on specification for planters suitable for use with roof gardens, green walls and green roofs. Some examples can be seen in the bespoke section of this brochure. We have worked on many iconic buildings and supplied most of the world's leading brands.

Check our Website, Facebook and Twitter for news and updates. All our catalogues are downloadable from the website including specialist publications featuring our incredible replica Treekits, artificial plants and unique Feature & Greenwall. Best of all, give us a call!

Tony and Karen Sawyer and Dorian Hope
Directors, Livinggreen Design Ltd

“Running to nearly 300 pages, and unlike ANY comparable European planter offering, every design, every product, every finish has been produced right here in Europe.”

“Contrairement à n'importe quelle autre offre européenne de bacs similaires, toutes conceptions, produits et finitions se trouvant dans notre catalogue de près de 300 pages ont été fabriqués ici, en Europe.”

Avec une sélection de bacs et mobiliers plus variée que jamais sur le marché professionnel, prendre la bonne décision pour vous et vos clients représente de nos jours une tâche plus difficile et importante que jamais. Notre nouvelle Collection, la Série 3, s'appuie sur les solides fondations de nos gammes précédentes afin de vous offrir un ensemble complet de designs de pointe. Intérieur, extérieur, moderne ou classique, bacs, bancs et murs verts ; la Série 3 vous offre une solution pour toute situation. Contrairement à n'importe quelle autre offre européenne de bacs similaires, les produits et finitions se trouvant dans notre catalogue de près de 300 pages ont été fabriqués ici, en Europe.

Cela signifie que vous pouvez acheter et vendre en toute confiance. Bien que nous ne tenions pas de stock de produits finis, car nous préférons produire sur commande, vous n'aurez jamais à attendre l'arrivée de cet insaisissable conteneur de l'Extrême-Orient pendant des mois. La plupart des commandes normales sont livrées en moins d'un mois et, au besoin, encore plus rapidement. Si vous désirez acheter, des années plus tard, des unités identiques additionnelles, ce n'est pas un problème. En effet, nous sommes toujours en mesure de reproduire des produits d'il y a 30 ans.

Vous voulez quelque chose de différent ? Nous disposons d'une gamme de finitions incomparable ; toutes les couleurs RAL polies, satinées et mates ; fausses pierres et textures métalliques incroyablement réalistes, incluant notre acier Corten unique (rouille) qui peut maintenant être laqué et stabilisé pour un usage à l'intérieur, sans toutefois modifier son apparence. Une finition or, argent ou feuille colorée peut également être appliquée sur tous nos produits à surface lisse, vous offrant ainsi des possibilités de conceptions haut de gamme pratiquement illimitées.

Travailler avec notre propre mélange de composite de fibre de verre nous offre de nombreux avantages comparativement à d'autres matériaux. Il n'est pas étonnant que ce matériau soit si présent dans l'industrie aéronautique, la course motorisée et les systèmes de turbines éoliennes. En effet, la fibre de verre est ultralégère, dispose d'une résistance à la traction supérieure à l'acier et peut être façonnée pour prendre presque n'importe quelle forme – le tout à un prix très concurrentiel. Notre gamme de produits respecte les exigences nécessaires pour d'être considérée comme retardateur de feu Classe 1 (M1) ; elle est résistante aux rayons UV et sa construction anti-givrage est standard. Veuillez consulter la section Options pour de plus amples renseignements, incluant nos roulettes, ainsi que l'éclairage et l'affichage intégrés.

Nous sommes en constante collaboration avec des architectes, paysagistes, concepteurs de jardin et prescripteurs à travers l'Europe et au-delà afin de satisfaire la demande de projets sur mesure de toute envergure. Nous disposons de capacités de conception de produits incluant le dessin CAO et la modélisation 3D. Nous offrons régulièrement nos conseils sur les caractéristiques des bacs afin qu'ils conviennent à un usage spécifique, tel que sur des terrasses, murs verts et toits verts. Veuillez consulter la section sur mesure de notre brochure pour voir quelques exemples. Nous avons travaillé sur plusieurs bâtiments emblématiques et nous avons fourni la plupart des marques faisant partie des leaders mondiaux.

Consultez notre site Web, compte Facebook et Twitter pour nos actualités. Tous nos catalogues sont téléchargeables depuis notre site Web, incluant des publications spécialisées mettant en vedette nos incroyables Treekits, nos plantes artificielles et murs verts uniques. Mieux encore, appelez-nous !

Tony and Karen Sawyer and Dorian Hope
Directors, Livinggreen Design Ltd



environment and ethics





At Livinggreen we take our ethical and environmental responsibilities very seriously.

In buying from us you can be assured that you are making the right choice to both minimise your purchases effect on the environment while providing well paid employment in Europe in safe working conditions.

We know that our customers value our commitment to ethical trading and that with unlicensed copies of some of our ranges circulating which do not meet these standards, we are always happy to provide certificates of authenticity as your guarantee of quality. These are individually numbered and recorded and can be checked with our Head Office if there is any doubt that ordering Livinggreen Design products means receiving authentic Livinggreen products. We take all infringes of our design and copyright very seriously and always prosecute companies caught passing off inferior copies for genuine Livinggreen Design products.

Our philosophy is simple – make beautiful products with the minimum impact on the environment. Join us in saying YES to these key promises that we make to anyone choosing to buy Livinggreen products:







“Our philosophy is simple – make beautiful products with the minimum impact on the environment.”

<p>YES to highly skilled workers, paid by ability and productivity under UK and European Employment law.</p>	<p>NO to child or low paid labour in unregulated factories in the Far East.</p>
	
<p>YES to production under the auspices of the UK Health and Safety Executive with independent auditors employed to carry out regular reviews and recommend improvements.</p>	<p>NO to unregulated workshops abroad where rainforests can be used to power furnaces and workers may not have proper safety equipment and training.</p>
	

“We also offer full refurbishment to as new for all our planters – the ultimate in recycling meaning our products never have to be thrown away.”



environment and ethics

<p>YES to beautiful handmade products, made by craftsmen in the traditional manner dating back to the 1950's with no mechanisation other than the hand-tools used for final finishing.</p>	<p>NO to manufacturing using energy demanding high cost machinery e.g. injection moulded plastics and metal fabrication.</p>
	
<p>YES to using recycled glass for our fibre reinforcement matting and reclaimed plastics wherever possible.</p>	<p>NO to using exclusively virgin materials to construct our products.</p>
	
<p>YES to manufacturing locally, minimising our carbon footprint and using group haulage wherever possible for final delivery.</p>	<p>NO to transporting products thousands of miles from Asia and the Far East.</p>
	
<p>YES to manufacturing in GRP which offers a range of recycling options - including grinding up to use as road surfacing, fibre separation to use as insulation and as a constituent in cement production.</p>	<p>NO to providing products, like many plastic planters, that can only be disposed of in landfill sites.</p>



environnement et éthique


Chez Livinggreen, nous prenons nos responsabilités environnementales et éthiques très au sérieux.

En achetant nos produits, vous pouvez être assuré que vous faites le bon choix afin de minimiser l'impact environnemental de vos achats, tout en permettant l'emploi de travailleurs bien rémunérés et disposant de conditions de travail sécuritaires ici, en Europe.

Nous savons que nos clients apprécient notre engagement au commerce éthique. Ainsi, étant donné que certains de nos produits sont copiés sans notre autorisation et qu'ils ne respectent pas nos exigences, nous sommes toujours heureux de vous offrir un certificat d'authenticité comme gage de qualité. Ceux-ci sont individuellement numérotés et enregistrés, et peuvent être validés avec notre siège social afin de s'assurer que commander des produits Livinggreen Design signifie recevoir d'authentiques produits Livinggreen. Nous prenons toute violation de notre design et de nos droits d'auteur très sérieusement et nous poursuivons toujours les compagnies essayant de faire passer des copies de qualité inférieure comme étant de véritables produits Livinggreen Design.

Notre philosophie est simple – concevoir de magnifiques produits tout en ayant le moins d'impact négatif possible sur l'environnement. Joignez-vous à nous et dites OUI à ces engagements clés que nous promettons à tous nos clients :

“Notre philosophie est simple – concevoir de magnifiques produits tout en ayant le moins d'impact négatif possible sur l'environnement.”

<p>OUI aux travailleurs hautement qualifiés, rémunérés en fonction de leurs aptitudes et productivité, selon les lois du travail du Royaume-Uni et de l'Europe.</p>	<p>NON aux enfants travailleurs et à la main-d'œuvre faiblement rémunérée dans des usines non réglementées de l'Extrême-Orient.</p>
	
<p>OUI à la production sous l'égide de l'organe exécutif anglais de la santé et de la sécurité avec des vérificateurs indépendants qui conduisent des examens réguliers et qui recommandent des améliorations.</p>	<p>NON aux ateliers non réglementés, à l'étranger, où les forêts vierges peuvent être utilisées pour chauffer la fournaise et où les travailleurs n'ont pas accès l'équipement convenable et une formation acceptable en matière de sécurité.</p>
	

“Nous offrons également la réfection complète pour tous nos cache-pots – ce qui veut dire que nos produits ne sont jamais à jeter.”



environnement et éthique

OUI aux magnifiques produits faits à la main, par des artisans et de la manière traditionnelle datant des années cinquante, sans mécanisation autre que les outils manuels utilisés lors des dernières étapes de la finition.



NON à l'utilisation de machinerie d'usine à consommation énergétique élevée (p. ex. le moulage du plastique et du métal par injection).



OUI à l'utilisation de verre recyclé pour notre système de matage en fibre et aux matières plastiques régénérées lorsque c'est possible.



NON à l'utilisation exclusive de matériel neufs pour fabriquer nos produits.




OUI à la production locale, à la minimisation de notre empreinte carbone et à l'utilisation de la livraison de groupe où et quand c'est possible.



NON au transport de marchandise sur des milliers de kilomètres de l'Asie et de l'Extrême-Orient.



OUI à la production avec la fibre de verre pouvant être recyclée de plusieurs façons - (broyée, pour en faire un revêtement routier ; séparation de la fibre, pour l'isolation, et comme composant dans la production de ciment).



NON à offrir des produits, comme plusieurs cache-pots en plastique sur le marché, qui finissent inévitablement dans un site d'enfouissement.



Credits

We would like to thank everyone who helped to make this brochure possible. Without the help of our friends, colleagues and customers it would not be feasible to produce a catalogue in this form, particularly in relation to the onsite photography. We have made every attempt to ensure that everyone who supplied photographs or gave help of any sort is credited below but if we have forgotten someone or made a mistake we apologise and would ask for corrections which will be posted on the website.

Please note that all photographs and designs are the copyright of Livinggreen Design unless detailed otherwise below and may not be reproduced in any form without the permission of the copyright holder. Please contact our sales office for clarification if required.

Planter Designs

The majority of the planters in the Livinggreen Design range were designed in house by our own design team of Dorian Hope, Karen Sawyer and Tony Sawyer. Grace planter designed by Karen Sawyer.

Francesca Attala from Attala Creations designed the following collections :
Wave, Heart, Easter Island, Totem, Pentik, Arrow, Polybar, U.N.C, Alphabet + Digits.
Contact for products and projects : www.22-degres.com email: fran@22-degres.com.
Tel: +33 (0) 6 62 76 55 41

Derek Hodgson Associates designed Terraces
Contact: Derek Hodgson. Tel: +44 (0) 131 343 1919

Design Rights

Please note the Design Rights for the planters in this catalogue belong to Livinggreen Design or the Designers above as appropriate. Copying of any of the designs may be a criminal offence.

Picture Credits

Livinggreen Design is the copyright owner of all the photographs in the catalogue with the exception of those on the following pages which were kindly supplied by our Customers as detailed below:

p8 Ambius France	p75 22 DEGRES	p177 Jardins L'Orangerie
p12 GP Plantscape	p76 Urban Planters Edinburgh	p178 Exoplantes
p18 Paul Taylor Garden Design	p76 22 DEGRES	p178 SAVI
p23 Nature at Work	p79 Urban Planters Edinburgh	p178 AREP France
p24 SAVI	p81 Ambius France x2	p179 22 DEGRES
p24 Green Team Interiors	p84 Ambius France	p180 Gavin Jones
p24 Jardins L'Orangerie	p85 Elen Green S.R.O	p184 Jardins L'Orangerie
p25 Jardins L'Orangerie	p85 Caro Garden Design	p184 Nature at Work
p25 Green Team Interiors	p85 Ambius France	p185 Ambius France
p25 Ambius France	p86 Jardins De Gally	p185 Twig Garden Design
p26 Nature at Work	p88 Ambius France	p186 In Plants Scotland
p26 Jardins L'Orangerie	p89 Ambius France	p186 Nature at Work
p27 Jardins L'Orangerie	p93 Green Team Interiors	p187 Exoplantes
p28 Jardins L'Orangerie	p101 In Plants Scotland	p190 Green Team Interiors
p29 Jardins de Gally	p101 Ambius France	p190 Nature at Work
p29 22 DEGRES	p101 Evolution Design (Peter Würml)	p191 Nature at Work
p30 Plantforce	p102 SAVI	p191 In Plants Scotland
p31 Jardins L'Orangerie	p103 Ambius UK	p194 Ambius France
p31 22 DEGRES	p106 Ambius Finland	p196 Ambius France x2
p32 Nature at Work	p107 Ambius Finland x4	p196 22 DEGRES
p33 Nature at Work	p108 Ambius France	p199 Ambius France
p36 Nature at Work	p109 Ambius France	p200 Ambius France
p37 Nature at Work	p110 GP Plantscape	p201 22 DEGRES
p38 Green Team Interiors	p111 GP Plantscape	p201 Ambius France
p39 SAVI	P112 SAVI	p203 Ambius France
p39 Green Team Interiors	p113 SAVI	p204 Rowan Landscapes
p40 Rowan Landscapes	p122 Plant Designs	p206 AKI Studio
p40 Jardins L'Orangerie	p123 Plant Designs	p207 Gavin Jones
p40 SAVI	p126 Ambius France	p207 Ambius France
p41 Brighton Botanical	p127 Lucey of London	p208 Ambius France
p42 PRS	p128 Ambius France	p209 In Plants Scotland
p48 Ambius France	p129 Evolution Design (Peter Würml)	p210 Nature at Work
p48 Botanica Nurseries Ltd	p132 Ambius France	p212 22 DEGRES
p48 Ambius France	p133 Ambius France	p213 Gavin Jones
p49 Green Team Interiors	p134 Jardins L'Orangerie	p213 Fiona Stephenson Garden Design
p49 Ambius France x2	p136 Ambius France	p215 Ambius France x2
p50 GP Plantscape	p137 Ambius France	p217 Exoplantes
p50 Lucey of London	p138 GP Plantscape	p228 Rowan Landscapes
p50 22 DEGRES	p145 Ambius France	p229 Rowan Landscapes
p51 Nature at Work	p149 Jardins De Gally	p247 Jardins L'Orangerie
p51 Botanica Nurseries Ltd	p153 Ambius France	p248 Ambius France x2
p52 Ambius France x3	p154 Ambius France	p250 Exoplantes
p53 Ambius France x2	p156 Paul Taylor Garden Design	p250 Metagardens Garden Design
p60 Urban Planters Edinburgh	p156 Ambius France	p251 Ambius France
p60 Green Team Interiors	p157 22 DEGRES	p251 L'Le aux Fleurs
p61 Ambius France	p159 Nature at Work	p256 Twig Garden Design
p62 Ambius France	p161 Nature at Work	p257 Goddards Landscapes
p63 Ambius France	p164 Nature at Work	p259 22 DEGRES
p64 Jardins de Gally	p164 Botanical Group Services	p269 Pinson Paysages
p65 Ambius France x2	p165 Brighton Botanical	p270 Ambius France
p66 Plantforce	p165 Urban Planters Edinburgh	p270 4D
p66 Ambius France x2	p166 Matthew Childs	
p66 22 DEGRES		
p67 Ambius France		
p68 Nodal Solutions		
p68 Ambius France x2		
p71 Nature at Work		

The majority of the photomontages in this catalogue and many photos were produced by Francesca Attala of Attala Creations (see details above) specifically composites on pages 31, 32, 33, 83, 87, 88, 89, 90, 91, 98, 99, 105, 108, 109, 110, 111, 112, 113, 114, 115, 116, 117, 120, 121, 122, 123, 130, 131, 133, 135, 140, 141, 142, 143, 145, 147, 161, 150, 170, 187, 188, 189, 195, 201, 205, 210, 231, 232, 233, 234, 235. Photos pgs 8, 36, 61, 62, 63, 65, 71, 74, 81, 84, 85, 88, 89, 101, 108, 109, 126, 128, 136, 137, 145, 148, 153, 154, 156, 157, 166, 167, 199, 203, 206, 207, 212, 248, 251, 252x2, 259.

Other photomontages by Louise Scott Design, Gordon McBryde and Caleb Rutherford.

Brochure Credits

Thanks to the following for providing photography locations:
Miller Homes, Zenith Structural Ltd.

French Translations: Francesca Attala & Gabriel Lajtos.
Printed in Scotland, UK by MLG

contents

Introduction	2
Environment and ethics	4
Green walls	10
Replica buxus hedging	16
Water features	18
Lighting	20
Spirit range	22
Curvy range	46
Holey design range	74
Avant garde range	82
Luna range	152
Pedestals, bowls + baskets	158
Geo design range	176
Ceramic style range	202
Garden classics range	218
Terraces	236
Tree planters	242
Bespoke design	250
Tanker Irrigation	260
Planter options	268
Index	274
Colours + Finishes	275



green walls

Taking replica greenwalls to the next level, Livingreen offer solutions for every space, large or small, indoor or exterior. Our Feature Greenwall is a panel system that can also include logos, pictures and other architectural shapes and features. 'Freewall' gives you the option of a fully mobile greenwall that can be used as space dividers and logo/message boards. Take a look at our website for complete information where you can download our Feature Wall brochure.

Livingreen innove toujours et vous propose des solutions pour chaque espace : grand ou petit, à l'intérieur ou à l'extérieur. Notre nouveau concept de mur végétalisé 'Feature Greenwall' est un système de panneaux qui peuvent également inclure des logos, des images et autres formes architecturales. 'FreeWall' vous donne la possibilité d'un mur végétalisé entièrement mobile qui peut être utilisé comme une séparation d'espaces ou un module pour mettre en avant un logo et/ou une signalétique. Consultez notre site internet pour des informations complètes et notre pdf 'Feature wall'.



green walls

feature green wall

Based on a 50cm x 50cm grid, this stunning replica Greenwall can be specified in one of our standard interior or exterior plant mixes or a unique mix created using the Greenwall plant toolkit below. Logos, pictures and other features can be mixed in for an incredible display. See www.livingreendesign.com for the full Feature Wall brochure.

Sur la base d'un système modulaire de 50cm x 50cm, ce mur végétalisé artificiel peut être composé pour l'intérieur ou l'extérieur avec notre gamme standard de plantes ou sur mesure. Logos, photos ou d'autres éléments peuvent être assemblés pour créer une cloison surprenante. Consultez www.livingreendesign.com pour la brochure Feature wall.



Standard 1M² Greenwall Mix Options

Option 1



indoor

Option 2



indoor

Option 3



outdoor

Option 4



outdoor

Greenwall Toolkit

other foliages and flowering options for use as simple panels or mixed into a bespoke Greenwall design.



pine
-mini



sedum
-green



boxwood
-silver




boxwood
-gold



pine
-green



flowers
-purple/green



green algae



flower bud



pine
-spruce



flowerbombe
-yellow



flowerbombe
-white



eucalyptus
-green



cactus
-grey



flowerbombe
-purple




green fern



springueri



flowerbombe
-orange




boxwood
-green



nertera
-orange



flowers
-white



short grass

freewall

FreeWall brings room dividers to life, with one of our standard greenwall mixes or your choice from the Greenwall plant toolkit. Plant both sides or specify the rear as a blank panel for use as a notice board, logo display or signage. Go mobile with our castor base option.

FreeWall apporte la vie et la mobilité à notre concept de cloisons. Composez vos cloisons avec une de nos compositions standard ou au choix à partir de la boîte à outils Greenwall. Les cloisons peuvent être plantées des deux côtés ou d'un seul. La face arrière peut être réalisée avec un panneau blanc pour une utilisation en tant que tableau d'affichage, l'affichage d'un logo ou d'une signalisation. En option des roulettes rendent mobile ces cloisons.

Colours + Finishes

BS4800 and RAL Classic: Full colour range in polished gloss, satin, matt and textured matt finishes.

Standard colours: All finishes.

Polished Metallics: All finishes.

Textured Metallics: All finishes.

Polished Pearlescents: All finishes.

Polished Stardust: All finishes.

Natural: All finishes.

Dapple: All finishes.

See page 275 for all colour and finish options.



Code	Dimensions
FWALL1	1000 x 400 x 1200mm
FWALL2	1000 x 400 x 1600mm
FWALL3	1000 x 400 x 1800mm



All available as an option with castors.

1 sided option :-
- can apply logos/graphics on reverse

2 sided option:-
- can have all of one foliage
- can have mixed options as page 13



replica buxus hedging

Beautifully constructed replica Buxus hedging made using only composite frames and stainless steel pins for unbeatable longevity.

Des buis (Buxus) en haies artificielles soigneusement fabriquées en utilisant des cadres en fibre de verre et résine et des broches en acier inoxydable pour assurer une grande longévité.



low hedge / high planter



medium hedge / medium planter



high hedge / low planter



curved planter with hedge

Our hedges can be manufactured in any height, width or length and to fit any planter, including curved and are suitable for both outdoor and indoor use. Order pre fitted to planters and have the whole job delivered to site for final placement.

UV resistant, weather resistant, removable for repair off site. Can be supplied in lengths for seamless joining to make runs of any size.


Nos haies peuvent être fabriquées sur mesure de toute hauteur, largeur ou longueur et peuvent être adaptées à tous les bacs y compris aux formes courbes. Elles conviennent pour une utilisation à l'extérieur et à l'intérieur. Les haies peuvent être commandées et implantées directement dans nos bacs pour une livraison « prête à être installées ».

Résistantes aux UV, aux intempéries, amovibles pour une réparation éventuelle hors site, elles peuvent être réalisées avec des longueurs sans soudure afin de vous créer de grandes dimensions sur mesure.

water features

We can manufacture a huge range of water features, both fountains and deck-ponds, in addition to the standard products shown opposite. Please call to discuss your requirements.

En plus des produits standards présentés ci-contre, nous pouvons fabriquer une vaste gamme de pièces d'eau (fontaines et bassins). Veuillez nous appeler afin de discuter de vos besoins.



Colours + Finishes

BS4800 and RAL Classic: Full colour range in polished gloss, satin, matt and textured matt finishes.

Standard colours: All finishes.

Polished Metallics: All finishes.

Textured Metallics: All finishes.

Polished Pearlescents: All finishes.

Polished Stardust: All finishes.

Natural: All finishes.

Dapple: All finishes.

See page 275 for all colour and finish options.




Code			
water bowl			
WATBO01	350 x 150		300mm
WATBO02	590 x 240		500mm
WATBO03	780 x 350		740mm
WATBO04	1200 x 500		1080mm



Code			
water sphere			
WATSP01	350 x 290		220mm
WATSP02	590 x 470		300mm
WATSP03	780 x 680		450mm
WATSP04	1200 x 990		700mm

The opening diameter can be varied in size from no opening (sufficient for the fountain head) to the maximum achievable by slicing down from the top on request.



Code				
deck pond / seat				
DECKP01	1500 x 800 x 450mm			500 x 600mm
DECKP02	2000 x 800 x 450mm			1000 x 600mm
DECKP03	2400 x 1400 x 450mm			1400 x 600mm

suitable for seating

DECKP01	4 persons
DECKP02	4 persons
DECKP03	10 persons

lighting

LED lighting can be added to many of our planter ranges and supplied with fittings suitable for either interior or exterior use. Choose from the standard range or design your own and let our in house product designers bring your ideas brilliantly to life.

Des éclairages LED peuvent être ajoutés à un grand nombre de nos bacs et fournis avec des systèmes adaptés pour un usage en intérieur ou en extérieur. Choisissez parmi la gamme standard ou composez votre propre bac éclairé et laissez notre bureau d'étude mettre en œuvre vos idées.



Colours + Finishes

BS4800 and RAL Classic: Full colour range in polished gloss, satin, matt and textured matt finishes.

Standard colours: All finishes.

Polished Metallics: All finishes.

Textured Metallics: All finishes.

Polished Pearlescents: All finishes.

Polished Stardust: All finishes.

Natural: All finishes.

Dapple: All finishes.

See page 275 for all colour and finish options.

Code

kubik LED

KULED01 420 x 420 x 800mm

KULED02 500 x 500 x 950mm



TWC4

TWC6+

Code

barrier LED

BARRLED01 900 x 300 x 900mm



TMS8

Code

maxi flare LED

MAXFLALED01 400 x 1200mm

MAXFLALED02 400 x 1500mm



TWC3

TWC3

Code

float LED

FLOLED01 600 x 600 x 300mm



TMS8



spirit

Express yourself with this unbeatable range of top quality but price competitive planters that are designed to complement each other. Each collection features trademark Spirit styling cues – curved corners, the same angle of taper and wide feature lips. Mix and match across the range and free your design Spirit.

New! Stylish tapered hexagons with soft curved edges in four sizes - the beautiful Hexik range.

The answer to smoking areas and waste disposal - NEW Ashaway and Trashaway. Now available in different shapes, with and without ashtrays and as planter recycling bins.

Exprimez-vous avec cette gamme imbattable de bacs de bonne qualité à des prix compétitifs qui sont conçus pour se compléter. Chaque collection de la marque, Spirit, possède les détails conforme à cette gamme – angles arrondis, même angle pour les bacs évasés et les bords larges.



spirit

kubik + kubik lite

The ubiquitous classic. Use it everywhere.
Le classique unique. Employez-le partout.



kubik



kubik lite

Colours + Finishes

BS4800 and RAL Classic: Full colour range in polished gloss, satin, matt and textured matt finishes.

Standard colours: All finishes.

Polished Metallics: All finishes.

Textured Metallics: All finishes.





Polished Pearlescents: All finishes.

Polished Stardust: All finishes.

Natural: All finishes.

Dapple: All finishes.

See page 275 for all colour and finish options.

Code	  	
KUDT1	230 x 230 x 250mm	TMS1
KU1	340 x 340 x 600mm	TWC3
KU2	420 x 420 x 800mm	TWC4
KU3	500 x 500 x 950mm	TWC6+
KU4	550 x 550 x 1200mm	TWC6+
Code		
KULT1	300 x 300 x 545	TWC2
KULT2	385 x 385 x 720	TWC3

Now available with removable drop in liners for both soil and hydroculture use.



cylik + cylik lite

Fluted vase complement to Cirkik. Now available as a 1.5m tall feature vase and with removable hidden planting inserts for soil or hydro planting, and with optional irrigation or water meters to suit.

Grand vase évasé. Maintenant disponible en grande taille, un bac de 1.5m de haut. Avec des inserts amovibles dissimulés pour une plantation en hydro ou terre, avec une réserve d'eau en option.

Colours + Finishes

BS4800 and RAL Classic: Full colour range in polished gloss, satin, matt and textured matt finishes.

Standard colours: All finishes.

Polished Metallics: All finishes.

Textured Metallics: All finishes.

Polished Pearlescents: All finishes.

Polished Stardust: All finishes.

Natural: All finishes.

Dapple: All finishes.




See page 275 for all colour and finish options.



cylik



cylik lite

Code	 	
CYL1	340 x 600mm	TWC3
CYL2	420 x 800mm	TWC4
CYL3	500 x 950mm	TWC6+
CYL4	550 x 1200mm	TWC6+
CYL5	560 x 1500mm	TWC6+

Code		
CYLT1	300 x 545	TWC2
CYLT2	385 x 720	TWC3

Now available with removable drop in liners for both soil and hydroculture use.



cirkik

Modern, clean and curvaceous. Desk top to tree planter.
Moderne et rond pour un bureau jusqu'aux grands spécimens.



CIR1 (polished dutch orange, brilliant white + juicy aubergine)

Colours + Finishes

BS4800 and RAL Classic: Full colour range in polished gloss, satin, matt and textured matt finishes.

Standard colours: All finishes.

Polished Metallics: All finishes.

Textured Metallics: All finishes.

Polished Pearlescents: All finishes.

Polished Stardust: All finishes.

Natural: All finishes.

Dapple: All finishes.

See page 275 for all colour and finish options.

Code



CIR1	235 x 200mm	TMS1
CIR2	420 x 420mm	TWC4
CIR3	520 x 500mm	TWC6
CIR4	620 x 580mm	TWC8
CIR5	720 x 680mm	TWC10
CIR6	900 x 850mm	TWC12

quadik

Quirky and unconventional with bold rounded corners.
Cubique et original avec angles arrondis.

Colours + Finishes

BS4800 and RAL Classic: Full colour range in polished gloss, satin, matt and textured matt finishes.

Standard colours: All finishes.

Polished Metallics: All finishes.

Textured Metallics: All finishes.

Polished Pearlescents: All finishes.

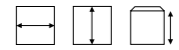

Polished Stardust: All finishes.

Natural: All finishes.

Dapple: All finishes.

See page 275 for all colour and finish options.



Code		
QUAD1	235 x 235 x 200mm	TMS1
QUAD2	420 x 420 x 420mm	TWC4
QUAD3	480 x 480 x 480mm	TWC6
QUAD4	600 x 600 x 580mm	TWC8
QUAD5	700 x 700 x 700mm	TWC10
QUAD6	900 x 900 x 900mm	TWC12



quadik plus + hot lips

Be unconventional for longer. Tall with optional feature hot lip and planting insert.
Original et pratique. Avec l'accessoire 'hot lips- bac de plantation' en option.

Colours + Finishes

BS4800 and RAL Classic: Full colour range in polished gloss, satin, matt and textured matt finishes.

Standard colours: All finishes.

Polished Metallics: All finishes.

Textured Metallics: All finishes.

Polished Pearlescents: All finishes.

Polished Stardust: All finishes.

Natural: All finishes.

Dapple: All finishes.

See page 275 for all colour and finish options.



curved lip insert



flat lip insert

Code	Icons	Watermark
planter		
QUADPL01	330 x 330 x 600mm	TWC3
QUADPL02	430 x 430 x 800mm	TWC4

Code	Icons	Watermark
curved lip insert		
QDPLHLC01	343 x 343 x 370mm	TWC3
QDPLHLC02	445 x 445 x 420mm	TWC4

Code	Icons	Watermark
flat lip insert		
QDPLHLF01	343 x 343 x 360mm	TWC3
QDPLHLF02	445 x 445 x 405mm	TWC4

hexik

An elegant tapered range in a modern hexagonal style.
Une élégante gamme hexagonale conique dans un style moderne.

Colours + Finishes

BS4800 and RAL Classic: Full colour range in polished gloss, satin, matt and textured matt finishes.

Standard colours: All finishes.

Polished Metallics: All finishes.

Textured Metallics: All finishes.

Polished Pearlescents: All finishes.

Polished Stardust: All finishes.





Natural: All finishes.

Dapple: All finishes.

See page 275 for all colour and finish options.

Gold, Silver +
Colour leaf finishes
available



Code	  	
HE1	315 x 315 x 600mm	TMS1
HE2	420 x 420 x 800mm	TWC3
HE3	495 x 495 x 950mm	TWC6
HE4	625 x 625 x 1200mm	TWC6



trifik

Truly terrific, space saving triangles with many combinations possible.

Triangles arrondis pour gagner de la place avec d'innombrables possibilités modulables.



Colours + Finishes

BS4800 and RAL Classic: Full colour range in polished gloss, satin, matt and textured matt finishes.

Standard colours: All finishes.

Polished Metallics: All finishes.

Textured Metallics: All finishes.





Polished Pearlescents: All finishes.

Polished Stardust: All finishes.

Natural: All finishes.

Dapple: All finishes.


See page 275 for all colour and finish options.

Code	  	
TRIF01	310 x 333 x 540mm	TWC3
TRIF02	414 x 440 x 725mm	TWC4
TRIF03	516 x 547 x 855mm	TWC4

towik + linbar

Barriers and columns with soft curved edging. Use singly or in combinations.

Barrières et colonnes avec angles arrondis. Employez séparément ou en combinaisons modulaires.



Colours + Finishes

BS4800 and RAL Classic: Full colour range in polished gloss, satin, matt and textured matt finishes.

Standard colours: All finishes.

Polished Metallics: All finishes.

Textured Metallics: All finishes.

Polished Pearlescents: All finishes.

Polished Stardust: All finishes.

Natural: All finishes.

Dapple: All finishes.

See page 275 for all colour and finish options.

Code				
TOK1	350 x 350 x 600mm			TWC4
TOK2	350 x 350 x 900mm			TWC4
TOK3	350 x 350 x 1200mm			TWC4

Code				
LINBAR1	900 x 350 x 900mm			TMS8
LINBAR2	1200 x 350 x 900mm			TMS10



linik planter + bowl

Ideal for cabinets tops, window sills and reception desks, complementing the rest of the spirit range.

Idéales pour les armoires hautes, l'appui de fenêtre et les banques d'accueil, ces bacs et coupes complètent le reste de la gamme Spirit.



Linik planter



Linik bowl

Colours + Finishes

BS4800 and RAL Classic: Full colour range in polished gloss, satin, matt and textured matt finishes.

Standard colours: All finishes.

Polished Metallics: All finishes.

Textured Metallics: All finishes.

Polished Pearlescents: All finishes.

Polished Stardust: All finishes.

Natural: All finishes.

Dapple: All finishes.

See page 275 for all colour and finish options.

Code			
LIN1	500 x 200 x 200mm		TMS4
LIN2	1000 x 300 x 300mm		TMS8
LIN3	750 x 300 x 300mm		TMS6
LIN4	930 x 200 x 200mm		TMS8

Code			
LINBOW1	340 x 340 x 150mm		TMS2



linik tall

Great value barrier planting, great for desk ends or as general floor space dividers.

Excellent rapport qualité-prix pour cette barrière idéale pour les bureaux partagés ou pour créer des cloisons plantées.

Colours + Finishes

BS4800 and RAL Classic: Full colour range in polished gloss, satin, matt and textured matt finishes.

Standard colours: All finishes.

Polished Metallics: All finishes.

Textured Metallics: All finishes.

Polished Pearlescents: All finishes.

Polished Stardust: All finishes.

Natural: All finishes.

Dapple: All finishes.

See page 275 for all colour and finish options.



Code	Dimensions	Finish
LINT1	750 x 300 x 450mm	TMS6
LINT2	750 x 300 x 700mm	TMS6

trashaway

The all new Trashaway features our unique easy to service ashtray plus a large capacity hidden bin accessed through optional side or rear doors so the units can be positioned against walls if required with no loss of serviceability. The large bin slot in the front can be coloured for recycling purposes and the units supplied with appropriate recycling logos on request. Trashaways can be supplied without the ashtray for indoor use, and in a range of sizes making this the perfect all round decorative planter/bin combination.

Le tout nouveau Trashway propose un cendrier unique, facile à entretenir avec une poubelle de grande capacité. Celle-ci est accessible par une porte arrière ou par le côté pour faciliter l'entretien des bacs positionnés contre les murs. L'ouverture/réceptacle de la poubelle peut être colorée et ainsi définir la destination de recyclage des déchets. Sur demande, nous pouvons fournir également les logos de recyclage correspondants. Trashway peut être fournie sans le cendrier, avec une gamme étendue de tailles, vous pouvez obtenir une combinaison bac planté/poubelle très décorative.

Colours + Finishes

BS4800 and RAL Classic: Full colour range in polished gloss, satin, matt and textured matt finishes.

Standard colours: All finishes.

Polished Metallics: All finishes.

Textured Metallics: All finishes.

Polished Pearlescents: All finishes.

Polished Stardust: All finishes.

Natural: All finishes.

Dapple: All finishes.

See page 275 for all colour and finish options.

Code	Dimensions	Finish
TRAWY01	400 x 400 x 900mm	TWC4
ASHTR01	Additional ashtray	



ashaway

The newly expanded Ashaway range still features our unique universal key ashtray, with easy empty and clean features, plus a Class 1 rated Fire retardant body shell. The classic Kubik style is now joined by Towers, Flares and Barriers, perfect for use in beer gardens and outdoor restaurant spaces.

La gamme Ashaway, nouvellement agrandie, dispose toujours de notre unique clé universelle pour le cendrier, avec des éléments faciles à vider et nettoyer, le bac est fabriqué non feu M1. Le style classique Kubik est maintenant rejoint par les gammes Towers, Flares et Barriers, parfait pour une utilisation dans les jardins et restaurants en plein air.



Colours + Finishes

BS4800 and RAL Classic: Full colour range in polished gloss, satin, matt and textured matt finishes.

Standard colours: All finishes.

Polished Metallics: All finishes.

Textured Metallics: All finishes.

Polished Pearlescents: All finishes.

Polished Stardust: All finishes.

Natural: All finishes.

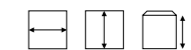
Dapple: All finishes.

See page 275 for all colour and finish options.



kubik

Code



ASHPL01

420 x 420 x 800mm

TWC4

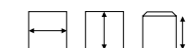
ASHTR01

Additional ashtray



tower

Code



ASHPL02

400 x 400 x 900mm

TWC4



barrier

Code



ASHPL03

900 x 300 x 900mm

TMS8

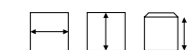
ASHTR01

Additional ashtray
available as 2 ashtray option



flare

Code



ASHPL04

400 x 400 x 900mm

TWC4

classic

curves

Our signature range. Award winning, in house design and protected by European Design Right Registration. A true celebration of Curves, inspired by the Glamour of Marilyn Monroe, Bridget Bardot, Jayne Russell, Sophia Loren and Ursula Andress. Adding to the fun are the fabulously curvaceous Curvy Xtreme planters, barriers and benches

Curvy is fantastically flexible, use singularly as planters or sculptural pieces or in a multitude of combinations to make design walls or feature displays. Specify bold colour and add your own holes (see Holey Design). The important thing is... have fun!!

Notre gamme de signature, primée, conception originale et protégée par 'European Design Right'. Une véritable célébration de courbes, inspiré par le glamour de Marilyn Monroe, Brigitte Bardot, Jayne Russell et maintenant par Sophia Loren et Ursula Andress aussi.

La gamme Curvy est parfaitement modulable, utilisez seule comme une pièce sculpturale, sinon dans une multitude de combinaisons pour créer des écrans architecturaux. Précisez une couleur audacieuse et ajouter vos propres vides, voir des trous dans 'Holey design'... amusez-vous!



curvy

curvy

fun, funky shapes best in bold, bright colours

Ludique, des formes tendances réussies dans les couleurs vives



marilyn

The classic curve. Award-winning design.

Protected by full European Design Registration No 000821970-0003.

La courbe classique. Lauréat du prix de design. Protégé par le brevet No. 000821970-0003 European Design Registration.

Colours + Finishes

BS4800 and RAL Classic: Full colour range in polished gloss, satin, matt and textured matt finishes.

Standard colours: All finishes.

Polished Metallics: All finishes.

Textured Metallics: All finishes.

Polished Pearlescents: All finishes.

Polished Stardust: All finishes.

Natural: All finishes.

Dapple: All finishes.

See page 275 for all colour and finish options.

Gold, Silver +
Colour leaf finishes
available

Code

CURMA01

350 x 350 x 600mm

TWC4

CURMA02

350 x 350 x 900mm

TWC4

CURMA03

350 x 350 x 1200mm

TWC4



curvy s

Sculptural and elegant, planting is optional in the ultimate Curvy S and Double S. Make a statement with the monumental Curvy S XXL.

Sculptural et élégant, la plantation est facultative pour le Curvy S et Double S. Démarquez-vous avec la monumentale XXL Curvy S.

Colours + Finishes

BS4800 and RAL Classic: Full colour range in polished gloss, satin, matt and textured matt finishes.

Standard colours: All finishes.

Polished Metallics: All finishes.

Textured Metallics: All finishes.

Polished Pearlescents: All finishes.

Polished Stardust: All finishes.

Natural: All finishes.

Dapple: All finishes.

See page 275 for all colour and finish options.

Gold, Silver +
Colour leaf finishes
available



Code	Icons	Watermark
CURS01	350 x 350 x 1200mm	TWC3
CURS02	350 x 350 x 1500mm	TWC3
CURS03	350 x 350 x 1800mm	TWC3
CURDS01 (Double S)	350 x 350 x 1800mm	TWC3

Code	Icons	Watermark
CURSXXL01	700 x 700 x 1800 620 x 620mm	TWC12



Curvy S XXL polished brilliant white with airbrush logo

Curvy S 02 polished pearlescent purple Holey Design p77

curvy xtreme

Funky and fun; with an endless colour and finish range. This is the perfect choice for every modern space.

Tendance et amusant avec une gamme de couleurs et finitions sans fin. C'est le choix parfait pour un espace moderne.

Colours + Finishes

BS4800 and RAL Classic: Full colour range in polished gloss, satin, matt and textured matt finishes.

Standard colours: All finishes.

Polished Metallics: All finishes.

Textured Metallics: All finishes.

Polished Pearlescents: All finishes.

Polished Stardust: All finishes.

Natural: All finishes.

Dapple: All finishes.

See page 275 for all colour and finish options.

Gold, Silver +
Colour leaf finishes
available



Code	Icons	Watermark
CURSXR1	350 x 350 x 900mm	TWC3
CURSXR2	350 x 350 x 1200mm	TWC3
CURSXR3	350 x 350 x 1500mm	TWC3
CURSXR4	350 x 350 x 1800mm	TWC3



curvy xtreme barrier

Space dividers with compact curves where space is limited – see also Curvy S barriers.

Séparateurs d'espace avec des courbes compactes où l'espace est limité – voir aussi les Curvy S Barrier.

Colours + Finishes

BS4800 and RAL Classic: Full colour range in polished gloss, satin, matt and textured matt finishes.

Standard colours: All finishes.

Polished Metallics: All finishes.

Textured Metallics: All finishes.

Polished Pearlescents: All finishes.

Polished Stardust: All finishes.

Natural: All finishes.

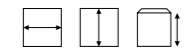
Dapple: All finishes.

See page 275 for all colour and finish options.

Gold, Silver +
Colour leaf finishes
available



Code



CURSXBR1	1200 x 350 x 450mm	TMS10
CURSXBR2	1200 x 350 x 700mm	TMS10
CURSXBR3	1200 x 350 x 1100mm	TMS10
CURSXBR4	1200 x 450 x 450mm	TMS10



curvy xtreme bench + planter

Available in 4 lengths and with 3 different sized planter spaces, the Curvy Xtreme Bench offers options for both interior and exterior use and can be teamed with the CX Barrier for multilevel planting and space division.

Le banc est disponible en 4 longueurs avec 3 formes différentes de bac à planter. Le Curvy Xtreme Banc offre des options pour une utilisation à la fois à l'intérieur et à l'extérieur et peut être associé à la Curvy Xtreme barrière pour une plantation à plusieurs niveaux ou pour cloisonner les espaces.

Colours + Finishes

BS4800 and RAL Classic: Full colour range in polished gloss, satin, matt and textured matt finishes.

Standard colours: All finishes.

Polished Metallics: All finishes.

Textured Metallics: All finishes.

Polished Pearlescents: All finishes.


Polished Stardust: All finishes.

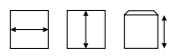
Natural: All finishes.

Dapple: All finishes.

See page 275 for all colour and finish options.

Gold, Silver +
Colour leaf finishes
available




Code 

seating bench

CURSXBH1	900 x 450 x 450mm	N/A
CURSXBH2	1200 x 450 x 450mm	N/A
CURSXBH3	1500 x 450 x 450mm	N/A
CURSXBH4	1800 x 450 x 450mm	N/A




planter bench

CURSXBHP1A	900 x 450 x 450mm	TWC3
CURSXBHP1B	900 x 450 x 450mm	TWC3
CURSXBHP2A	1200 x 450 x 450mm	TWC3
CURSXBHP2B	1200 x 450 x 450mm	TWC3
CURSXBHP3A	1500 x 450 x 450mm	TWC3
CURSXBHP3B	1500 x 450 x 450mm	TWC3
CURSXBHP3C	1500 x 450 x 450mm	TWC4
CURSXBHP4A	1800 x 450 x 450mm	TWC3
CURSXBHP4B	1800 x 450 x 450mm	TWC3
CURSXBHP4C	1800 x 450 x 450mm	TWC4



PLANTER OPTIONS



OPTION A	OPTION B	OPTION C
		
300mm	300x339mm	400x339mm

sophia

Classically elegant and architectural. Repeat for impact.

Classique, élégant et architectural. Répétez pour un impact visuel.

Colours + Finishes

BS4800 and RAL Classic: Full colour range in polished gloss, satin, matt and textured matt finishes.

Standard colours: All finishes.

Polished Metallics: All finishes.

Textured Metallics: All finishes.

Polished Pearlescents: All finishes.

Polished Stardust: All finishes.

Natural: All finishes.


Dapple: All finishes.

See page 275 for all colour and finish options.

Gold, Silver +
Colour leaf finishes
available



Code					
CURSOP01	260 x 350 x 600	170 x 260mm	TMS2		
CURSOP02	350 x 350 x 900	260 x 260mm	TWC3		
CURSOP03	460 x 350 x 1200	360 x 260mm	TWC4		



ursula

A natural compliment to Sophia for features or walls.

Une partenaire naturelle pour Sophia, en solo ou pour créer des barrières.

Colours + Finishes

BS4800 and RAL Classic: Full colour range in polished gloss, satin, matt and textured matt finishes.

Standard colours: All finishes.

Polished Metallics: All finishes.

Textured Metallics: All finishes.

Polished Pearlescents: All finishes.

Polished Stardust: All finishes.

Natural: All finishes.

Dapple: All finishes.

See page 275 for all colour and finish options.

Gold, Silver +
Colour leaf finishes
available



Code



CURURS01	510 x 350 x 600	260 x 260mm	TWC4
CURURS02	590 x 350 x 900	260 x 260mm	TWC4
CURURS03	670 x 350 x 1200	260 x 260mm	TWC4



bridget

Beautiful interlocking barriers that combine with Marilyn, Ursula and Sophia for funky features and stylish screening.

Protected by full European Design Registration No 000821970-0002 + 000821970-0001.

Belles barrières modulables qui se combinent avec Marilyn, Ursula et Sophia pour créer des cloisons design et actuelles.

Colours + Finishes

BS4800 and RAL Classic: Full colour range in polished gloss, satin, matt and textured matt finishes.

Standard colours: All finishes.

Polished Metallics: All finishes.

Textured Metallics: All finishes.

Polished Pearlescents: All finishes.

Polished Stardust: All finishes.

Natural: All finishes.

Dapple: All finishes.

See page 275 for all colour and finish options.


Gold, Silver +
Colour leaf finishes
available



CURBRI01 (out/out)



CURBRI02 (in/out)

Code	  	
CURBRI01	900 x 350 x 900mm (out/out)	TMS8
CURBRI02	900 x 350 x 900mm (in/out)	TMS8
CURBRI03	900 x 350 x 600mm (out/out)	TMS8
CURBRI04	900 x 350 x 600mm (in/out)	TMS8
CURBRI05	900 x 350 x 350mm (out/out)	TMS8
CURBRI06	900 x 350 x 350mm (in/out)	TMS8



curvy s barrier

A sinuous curvaceous screen or stand alone highlight.
Un écran sinueux ou un élément seul courbe.

Colours + Finishes

BS4800 and RAL Classic: Full colour range in polished gloss, satin, matt and textured matt finishes.
Standard colours: All finishes.
Polished Metallics: All finishes.
Textured Metallics: All finishes.
Polished Pearlescents: All finishes.
Polished Stardust: All finishes.
Natural: All finishes.
Dapple: All finishes.
 See page 275 for all colour and finish options.

Gold, Silver +
Colour leaf finishes
available



Code	Dimensions	Finish
CURSB01	1200 x 350 x 700mm	TMS10
CURSB02	1200 x 350 x 1050mm	TMS10
CURSB03	1200 x 450 x 450mm	TMS10
seating bench		
CURSB01	1200 x 450 x 450mm	N/A



curvy troughs

Use singly or combine for a sinuous, snaking ribbon of planting.

A décliner séparément ou en combinaisons modulaires.

Colours + Finishes

BS4800 and RAL Classic: Full colour range in polished gloss, satin, matt and textured matt finishes.

Standard colours: All finishes.

Polished Metallics: All finishes.

Textured Metallics: All finishes.

Polished Pearlescents: All finishes.

Polished Stardust: All finishes.

Natural: All finishes.

Dapple: All finishes.

See page 275 for all colour and finish options.

Gold, Silver +
Colour leaf finishes
available



Code	Dimensions	TMN
CURTR01	600 x 350 x 350mm	TMN2x2
CURTR02	900 x 350 x 350mm	TMN3x2
CURTR03	1200 x 350 x 350mm	TMN4x2

curvy desktops

Cute, mini planters and troughs to be used singly or together for the full Curvy effect in miniature.

Mini-pots et mini-jardinières à employer séparément ou ensemble pour produire l'effet 'Curvy' en miniature.

Colours + Finishes

BS4800 and RAL Classic: Full colour range in polished gloss, satin, matt and textured matt finishes.

Standard colours: All finishes.

Polished Metallics: All finishes.

Textured Metallics: All finishes.

Polished Pearlescents: All finishes.

Polished Stardust: All finishes.

Natural: All finishes.

Dapple: All finishes.

See page 275 for all colour and finish options.

Gold, Silver +
Colour leaf finishes
available



CURMARDT01



CURBRIT01

Code	Dimensions	TMS
CURMARDT01	200 x 200 x 200mm	TMS1
CURBRIT01	550 x 200 x 200mm	TMS3
CURBRIT02	900 x 200 x 200mm	TMS7



swan

A piece of art in its own right. Swan swims alone or with signets in tow.

Une œuvre d'art dans son propre droit. Le Cygne 'Swan' nage seul ou accompagnés de ces cygneaux.

Colours + Finishes

BS4800 and RAL Classic: Full colour range in polished gloss, satin, matt and textured matt finishes.

Standard colours: All finishes.

Polished Metallics: All finishes.

Textured Metallics: All finishes.

Polished Pearlescents: All finishes.

Polished Stardust: All finishes.

Natural: All finishes.

Dapple: All finishes.

See page 275 for all colour and finish options.

Gold, Silver +
Colour leaf finishes
available



Code					
CURSWA01	740 x 350 x 1500	260 x 260mm			TWC4
CURSWA02	800 x 350 x 1800	260 x 260mm			TWC4

jayne planter + furniture

Both planter and table/stool combinations. Suitable for use indoors and as patio furniture.

Protected by full European Design Registration No 000821970-0003. Un bac et table/tabouret. Parfait pour l'usage à l'intérieur et à l'extérieur. Protégé par le brevet No. 000821970-0003.

Colours + Finishes

BS4800 and RAL Classic: Full colour range in polished gloss, satin, matt and textured matt finishes.

Standard colours: All finishes.

Polished Metallics: All finishes.

Textured Metallics: All finishes.

Polished Pearlescents: All finishes.

Polished Stardust: All finishes.

Natural: All finishes.

Dapple: All finishes.

See page 275 for all colour and finish options.

Gold, Silver +
Colour leaf finishes
available



Code				
CURJAP01	400 x 400 x 400mm			TWC4
CURJAP02	550 x 550 x 550mm			TWC6/8
CURJAP03	700 x 700 x 700mm			TWC8/10

Code				
CURJAS01	400 x 400 x 400mm			Stool
CURJAT01	550 x 550 x 550mm			Table
CURJAT02	700 x 700 x 700mm			Table

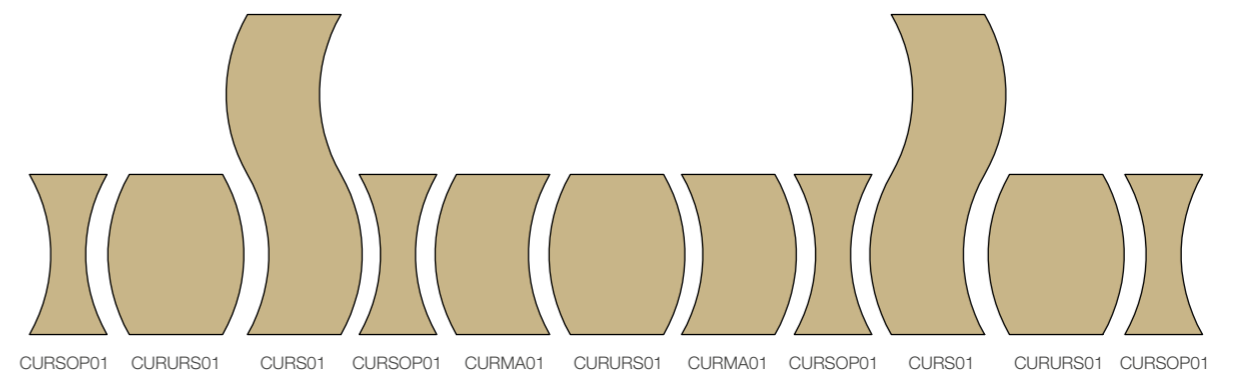
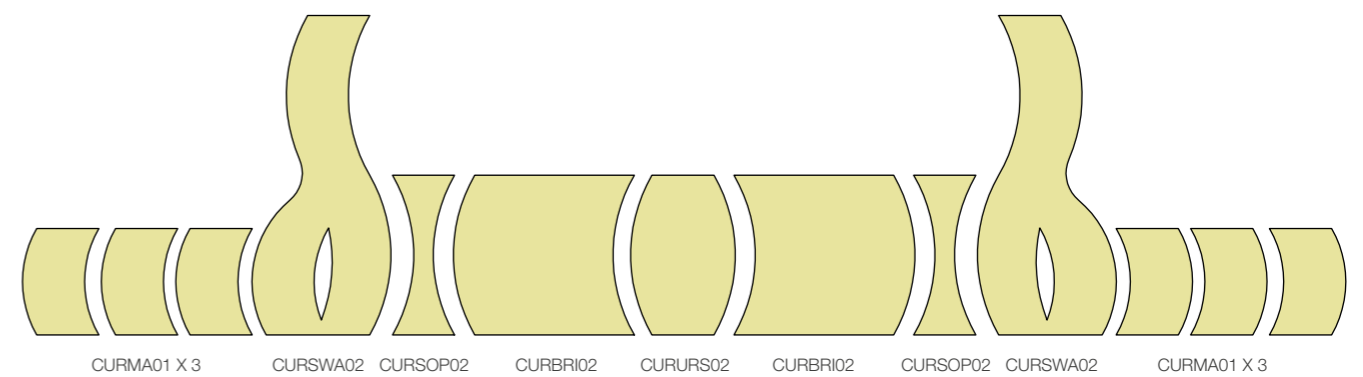
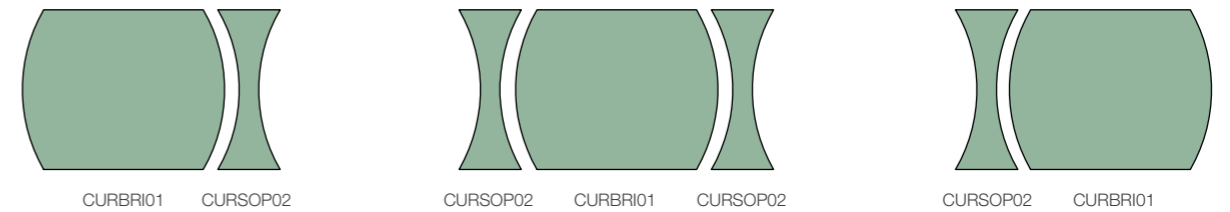
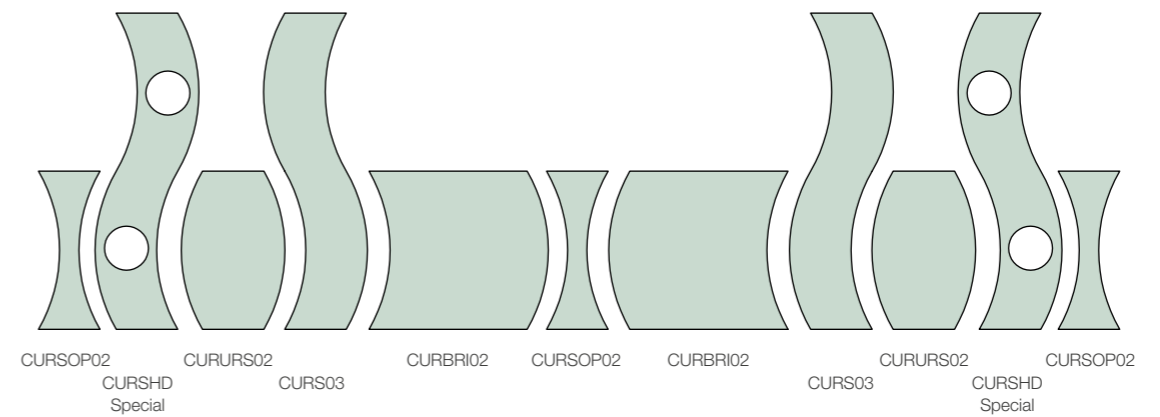
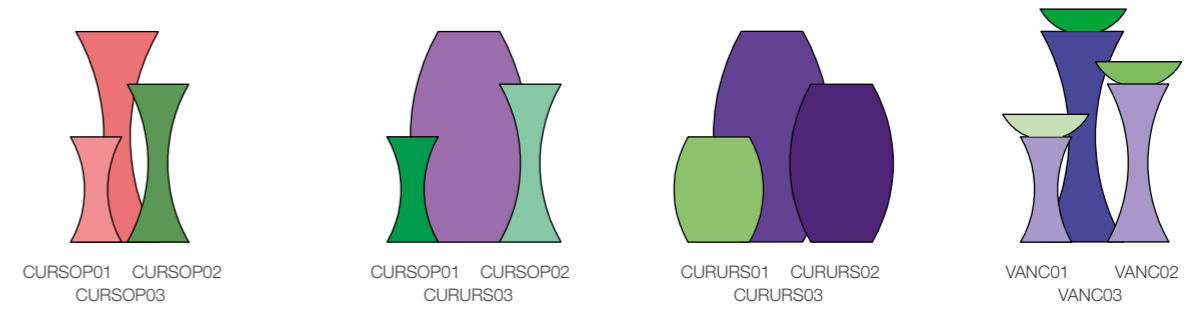
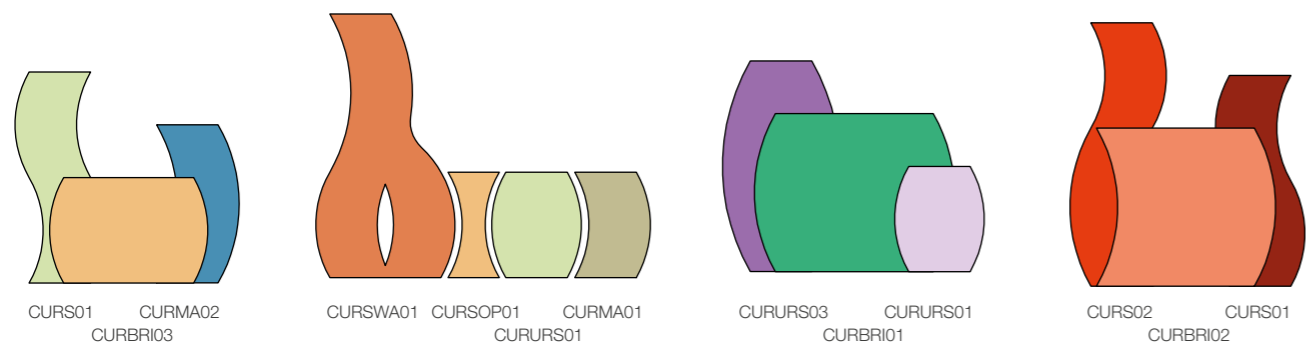
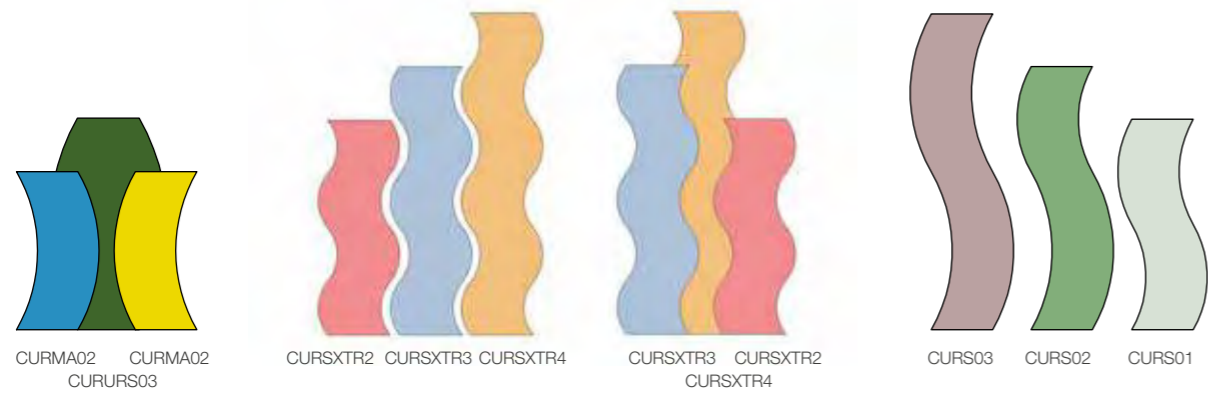
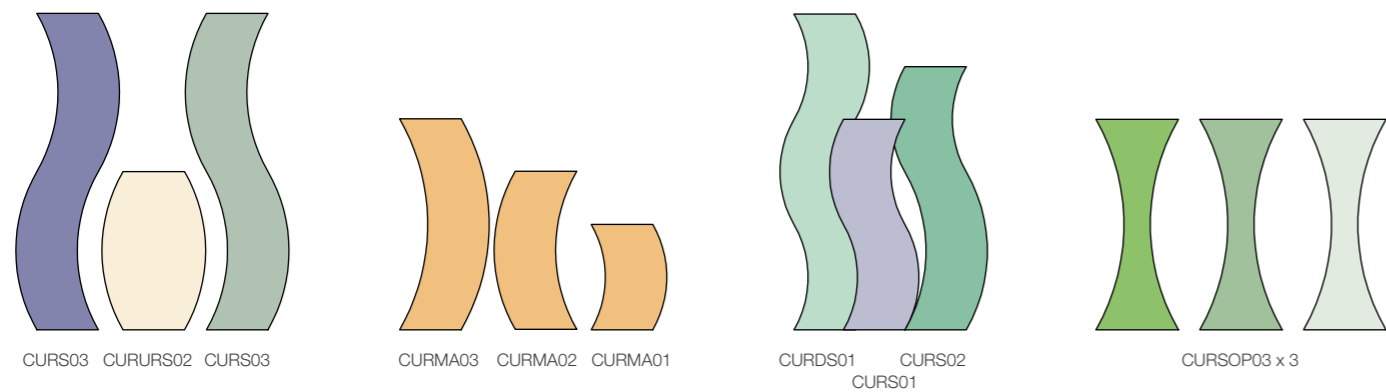


curvy combinations

The beauty of Curvy is the endless combination possibilities, from extensive and varied planter walls for subdividing space, to fascinating and gorgeous standalone features. Take a look at the ideas below and be inspired to create your own unique arrangement – not forgetting you can use our Holey Design feature for even more individuality.

La beauté de la gamme Curvy est la possibilité de créer des compositions à l'infinie et modulable : de cloisons variées pour diviser l'espace, au bac seul modern et sculpturale.

Soyez inspirés par les idées ci-dessous pour créer votre propre composition unique - sans oublier une touche encore plus créative en rajoutant les trous de 'Holey design'.



holey design

Create your own masterpiece or choose one of ours. Perforate your planter in the style of Barbera Hepworth using 5 different geometric shapes in various sizes. Just send us a sketch and we will do the rest.

Créez votre propre chef-d'œuvre ou choisissez l'un des nôtres. Perforez votre bac dans le style de Barbera Hepworth en utilisant 5 différentes formes géométriques de différentes tailles. Il suffit de nous envoyer un croquis et nous ferons le reste.




holey design

holey design

Personalise a wide selection of Livinggreen planters with bespoke perforations in a variety of shapes. Takes design to a whole new level. Just send us your ideas or choose from one of our standard designs.

Personnalisez un large choix de bacs Livinggreen avec des perforations sur mesure dans une variété de formes. Envoyez-nous vos idées ou faites votre choix parmi un de nos modèles standards.



Colours + Finishes

BS4800 and RAL Classic: Full colour range in polished gloss, satin, matt and textured matt finishes.

Standard colours: All finishes.

Polished Metallics: All finishes.

Textured Metallics: All finishes.

Polished Pearlescents: All finishes.

Polished Stardust: All finishes.

Natural: All finishes.

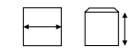
Dapple: All finishes.

See page 275 for all colour and finish options.

Gold, Silver +
Colour leaf finishes
available

Maxi Flare HD

Code



MAXFLAHD01 400 x 1200mm

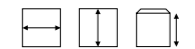
TWC3

MAXFLAHD02 400 x 1500mm

TWC3

Barrier HD

Code

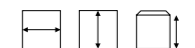


BARRHD01 900 x 300 x 900mm

TMS8

Curvy S HD

Code



CURSHD01 350 x 350 x 1200mm

TWC3

CURSHD02 350 x 350 x 1500mm

TWC3

CURSHD03 350 x 350 x 1800mm

TWC3



holey design (continued)

Curvy Xtreme HD

Code	Icons	Watermark
CURSXRHD1	350 x 350 x 900mm	TWC3
CURSXRHD2	350 x 350 x 1200mm	TWC3
CURSXRHD3	350 x 350 x 1500mm	TWC3
CURSXRHD4	350 x 350 x 1800mm	TMS10



Tower HD

Code	Icons	Watermark
TOWHD01	400 x 400 x 900mm	TWC3
TOWHD02	400 x 400 x 1200mm	TWC3



Linbar HD

Code	Icons	Watermark
LINBARHD01	900 x 350 x 900mm	TMS8



holey design (continued)


Easter Island HD

Code	Dimensions	Material
EASILHD01	400 x 350 x 1200mm	TMS2
EASILHD02	450 x 350 x 1600mm	TMS2
EASILBHD01	1000 x 350 x 900mm	TMS6



Big Foot HD

Code	Dimensions	Material
BIFOHD01	900 x 300 x 600mm	TMS8
BIFOHD02	900 x 300 x 900mm	TMS8



Heart HD

Code	Dimensions	Material
HEARTH01	1000 x 300 x 800mm	TMS8



Arrow HD

Code	Dimensions	Material
ARROWHD01	1120 x 300 x 950mm	TMS8
ARROWHD02	1200 x 300 x 1200mm	TMS10



MODELS:

- Curvy S
- Curvy Marilyn
- Curvy Ursula
- Curvy Bridget
- Curvy Xtreme
- Easter Island
- Cactus
- Towik
- Tower
- Geo Flare
- Geo Hexagons
- Linbar
- Barrier

SHAPES:

- Circle
- Square
- Triangle
- Oval



avant-garde range

A collection of contemporary designs, each with a different personality to individualise and define. Perfect as a showcase for pearlescent and stardust finishes but also in bold bright colours.

Une collection de contenants contemporains, chacun avec une personnalité différente, à disposer seul ou dans un ensemble. Parfait pour démontrer les finitions 'perle' et 'stardust' mais également dans des couleurs tendances polies.



avant-garde

blob

Created for spectacular specimen planting of every size. Compliments without overshadowing.

Crée pour mettre en valeur des espèces spectaculaires, disponible en plusieurs tailles.

Colours + Finishes

BS4800 and RAL Classic: Full colour range in polished gloss, satin, matt and textured matt finishes.

Standard colours: All finishes.

Polished Metallics: All finishes.

Textured Metallics: All finishes.

Polished Pearlescents: All finishes.

Polished Stardust: All finishes.

Natural: All finishes.

Dapple: All finishes.

See page 275 for all colour and finish options.

Gold, Silver +
Colour leaf finishes
available



Code

Code	Dimensions (mm)	Weight (kg)	Material
BLOB01	650 x 560 x 500	445 x 420mm	TWC8
BLOB02	975 x 840 x 750	600 x 570mm	TCN6x2
BLOB03	1100 x 950 x 850	700 x 640mm	TCN6x3
BLOB04	1540 x 1330 x 1190	1000 x 960mm	TCN9x2

seating bench

BLOBB01	975 x 840 x 450mm	N/A
BLOBB02	1100 x 950 x 450mm	N/A
BLOBB03	1540 x 1330 x 450mm	N/A

float

Broad solid lips with a sunken centre, standing proud of the ground. Despite their size, Floats seem to hang in the air.

Des bords larges avec un centre creux, malgré sa taille, Float semble être suspendu dans l'air.



FLOA01



FLOAT01

Colours + Finishes

BS4800 and RAL Classic: Full colour range in polished gloss, satin, matt and textured matt finishes.

Standard colours: All finishes.

Polished Metallics: All finishes.

Textured Metallics: All finishes.

Polished Pearlescents: All finishes.

Polished Stardust: All finishes.

Natural: All finishes.

Dapple: All finishes.

See page 275 for all colour and finish options.

Code

Code	Dimensions (mm)	Dimensions (mm)	Icon	Icon
FLOA01	600 x 600 x 300	300 x 300mm		
FLOA02	800 x 800 x 400	400 x 400mm		
FLOA03	1000 x 1000 x 450	500 x 500mm		
FLOA04	1200 x 1200 x 450	600 x 600mm		
FLOA04S*	1200 x 1200 x 450	600 x 600mm		
FLOAT01	900 x 550 x 300	600 x 250mm		

*FLOA04S is designed to be used as a seat planter; please note the standard float series are not sufficiently strengthened to be used as seating planters.

See also barrier seating page 182-183.



bill

Our interpretation of the classic flowerpot. Features wide, straight sided rims.

Notre interprétation du pot de fleurs classique. Bords larges et carrés.

Colours + Finishes

BS4800 and RAL Classic: Full colour range in polished gloss, satin, matt and textured matt finishes.

Standard colours: All finishes.

Polished Metallics: All finishes.

Textured Metallics: All finishes.

Polished Pearlescents: All finishes.

Polished Stardust: All finishes.





Natural: All finishes.

Dapple: All finishes.

See page 275 for all colour and finish options.

Gold, Silver +
Colour leaf finishes
available



Code				
BILL01	400 x 400	310mm	TWC3	
BILL02	600 x 600	490mm	TWC6	
BILL03	800 x 800	670mm	TWC10	
BILL04	1000 x 1000	850mm	ASK	
BILL05	1200 x 1200	1050mm	ASK	
tapered tall				
BILL06	470 x 800	390mm	TWC3	
BILL07	470 x 1000	390mm	TWC4	



BILL04 in flame retardant material planted with one of our Pine Treekits - see separate Treekit brochure

BILL04 with flowering cherry Treekit

ben

Sharply modern with thick rims. Designed for feature plants up to 8m tall. Larger sizes on request.

Modern avec des bords généreux. Conçu pour des plantes spécimens jusqu'à 8m d'hauteur. Plus grandes tailles disponibles sur demande.



Colours + Finishes

BS4800 and RAL Classic: Full colour range in polished gloss, satin, matt and textured matt finishes.

Standard colours: All finishes.

Polished Metallics: All finishes.

Textured Metallics: All finishes.

Polished Pearlescents: All finishes.





Polished Stardust: All finishes.

Natural: All finishes.

Dapple: All finishes.

See page 275 for all colour and finish options.

Gold, Silver +
Colour leaf finishes
available

Code	  	
BEN01	400 x 400 x 400mm	TWC3
BEN02	600 x 600 x 600mm	TWC6
BEN03	600 x 600 x 720mm	TWC6
BEN04	800 x 800 x 800mm	TWC10
BEN05	800 x 800 x 960mm	TWC10
BEN06	1000 x 1000 x 1000mm	ASK
BEN07	1000 x 1000 x 1200mm	ASK
BEN08	1200 x 1200 x 1200mm	ASK

tapered tall

BEN09	470 x 470 x 900mm	TWC4
BEN10	475 x 475 x 1200mm	TWC4
BEN11	480 x 480 x 1500mm	TWC4



dhow

Inspired by the sculpted curves of ancient Arabian trading boats, dhow planters bring classic modern design to barriers and trough style planters. Bespoke sizes on request.

Inspiré par les courbes sculptées des anciens bateaux de commerce Arabes, les Dhow apportent un design à la fois moderne et classique aux jardinières et barrières. Dimensions sur mesure disponibles.



DHOW6 complete with artificial boxus hedging - see page 16-17.

Colours + Finishes

BS4800 and RAL Classic: Full colour range in polished gloss, satin, matt and textured matt finishes.

Standard colours: All finishes.

Polished Metallics: All finishes.

Textured Metallics: All finishes.

Polished Pearlescents: All finishes.

Polished Stardust: All finishes.





Natural: All finishes.

Dapple: All finishes.

See page 275 for all colour and finish options.

Gold, Silver +
Colour leaf finishes
available



Code	  	
DHOWDT1	500 x 180 x 160mm	TMS1
DHOW1	900 x 300 x 250mm	TMS3
DHOW2	1200 x 400 x 300mm	TMS5
DHOW3	1600 x 400 x 400mm	TMS8

tall dhow

DHOWDT2	500 x 160 x 235mm	TMS2
DHOW4	1000 x 250 x 425mm	TMS2
DHOW5	1350 x 300 x 580mm	TCS6
DHOW6	1830 x 400 x 775mm	TCS9



night + day

Modern and extremely versatile making each display unique.
Moderne et extrêmement polyvalent rendant chaque installation unique.



DAY3 with 2 colour finish (polished metallic silver + graphite)

Colours + Finishes

BS4800 and RAL Classic: Full colour range in polished gloss, satin, matt and textured matt finishes.

Standard colours: All finishes.

Polished Metallics: All finishes.

Textured Metallics: All finishes.

Polished Pearlescents: All finishes.

Polished Stardust: All finishes.

Natural: All finishes.

Dapple: All finishes.

See page 275 for all colour and finish options.





Gold, Silver +
Colour leaf finishes
available



day



night

Code	  	
DAY1	315 x 315 x 720mm	TMS1.5
DAY2	420 x 420 x 960mm	TMS2
DAY3	495 x 495 x 1140mm	TWC3
DAY4	625 x 625 x 1440mm	TWC4

NIGHT1	315 x 315 x 720mm	TMS1
NIGHT2	420 x 420 x 960mm	TMS1
NIGHT3	495 x 495 x 1140mm	TMS1
NIGHT4	625 x 625 x 1440mm	TMS1.5



musa

Three sizes and a lip to finish the detail. Looks fantastic in the coloured leaf finishes.

Trois tailles et fini en détail avec un rebord. Rendu magnifique dans les finitions feuilles métalliques colorées.

Colours + Finishes

BS4800 and RAL Classic: Full colour range in polished gloss, satin, matt and textured matt finishes.

Standard colours: All finishes.

Polished Metallics: All finishes.

Textured Metallics: All finishes.

Polished Pearlescents: All finishes.

Polished Stardust: All finishes.

Natural: All finishes.

Dapple: All finishes.

See page 275 for all colour and finish options.

Gold, Silver +
Colour leaf finishes
available

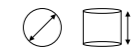


Code

MUSA1 320 x 600mm

MUSA2 320 x 900mm

MUSA3 320 x 1200mm



TWC3

TWC3

TWC3



MUSA2 Planted with artificial Podocarpus and supplied to the customer direct from our factory. See our separate Artificial plant brochure for details.

hug

Modular barriers and planters with interlocking, curved ends. Mix and match in height, width and colour. Striking as a stand alone planter.

Barrières modulables qui s'emboîtent avec des extrémités incurvées et courbes. Ludique, jouez avec les hauteurs, largeurs et couleurs.



Colours + Finishes

BS4800 and RAL Classic: Full colour range in polished gloss, satin, matt and textured matt finishes.

Standard colours: All finishes.

Polished Metallics: All finishes.

Textured Metallics: All finishes.

Polished Pearlescents: All finishes.

Polished Stardust: All finishes.

Natural: All finishes.

Dapple: All finishes.

See page 275 for all colour and finish options.

Code				
Planter				
HUG001	500 x 350 x 600	410 x 260mm	TMS3	
HUG002	500 x 350 x 900	410 x 260mm	TMS3	
HUG003	500 x 350 x 1200	410 x 260mm	TMS3	
Barrier				
HUG004	1200 x 350 x 600	1100 x 260mm	TMS8	
HUG005	1200 x 350 x 900	1100 x 260mm	TMS8	
HUG006	1200 x 350 x 1200	1100 x 260mm	TMS8	
Planter				
HUG1101	500 x 350 x 600	275 x 260mm	TWC2	
HUG1102	500 x 350 x 900	275 x 260mm	TWC2	
HUG1103	500 x 350 x 1200	275 x 260mm	TWC2	
Barrier				
HUG1104	1200 x 350 x 600	975 x 260mm	TMS7	
HUG1105	1200 x 350 x 900	975 x 260mm	TMS7	
HUG1106	1200 x 350 x 1200	975 x 260mm	TMS7	

Planters can be supplied at 350mm x 350mm in standard heights shown on special request.



ying + yang

Two sides of the same coin. Use one of each for dual design elegance or singly as space saving features.
Les pièces jumelles à disposer ensemble ou séparément.

Colours + Finishes

BS4800 and RAL Classic: Full colour range in polished gloss, satin, matt and textured matt finishes.

Standard colours: All finishes.

Polished Metallics: All finishes.

Textured Metallics: All finishes.

Polished Pearlescents: All finishes.

Polished Stardust: All finishes.

Natural: All finishes.

Dapple: All finishes.

See page 275 for all colour and finish options.

Gold, Silver +
Colour leaf finishes
available



YING01



YANG01



YANG02 in gold leaf

Code				
YING01 Narrow Top	340 x 790mm	220mm	TWC3	
YING02 Narrow Top	420 x 1045mm	280mm	TWC4	
YING03 Narrow Top	500x1600mm	330mm	TWC4	
YANG01 Bulbous Top	340 x 790mm	220mm	TWC3	
YANG02 Bulbous Top	420 x 1045mm	280mm	TWC4	
YANG03 Bulbous Top	500x1600mm	330mm	TWC4	



stack

Original layered geometric design on elegant tapered flutes.

Une conception originale de couches géométriques sur élégantes flûtes coniques.

Colours + Finishes

BS4800 and RAL Classic: Full colour range in polished gloss, satin, matt and textured matt finishes.

Standard colours: All finishes.

Polished Metallics: All finishes.

Textured Metallics: All finishes.

Polished Pearlescents: All finishes.

Polished Stardust: All finishes.

Natural: All finishes.

See page 275 for all colour and finish options.



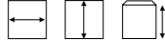

Code					
STAK01	275 x 275 x 730	200 x 200mm	TMS2		
STAK02	350 x 350 x 860	290 x 290mm	TMS4		
STAK03	460 x 460 x 1010	380 x 380mm	TMS4		



stack (continued)

The ever popular design now is now available as barriers, towers and cube style specimen and tree planters.

Cette gamme est toujours appréciée et maintenant elle est disponible en bacs type barrières, tours et cubes, ainsi en grande taille pour les arbres.

Code  

barrier

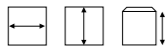

STAKBA01	1000 x 300 x 900	TMS8
STAKBA02	900 x 300 x 700	TMS8
STAKBA03	900 x 300 x 900	TMS8

tapered barrier

STAKBA04	1200 x 450 x 1000	TMS10
-----------------	-------------------	-------



STAKBA04

Code  

cube

STAKCU01	400 x 400 x 400	TWC4
STAKCU02	600 x 600 x 600	TWC6
STAKCU03	800 x 800 x 800	TCN6x2
STAKCU04	1000 x 1000 x 1000	TCN6x2



Code  

tower

STAKTOW01	400 x 400 x 600	TWC4
STAKTOW02	400 x 400 x 800	TWC4
STAKTOW03	400 x 400 x 900	TWC4
STAKTOW04	400 x 400 x 1000	TWC4



Colours + Finishes

BS4800 and RAL Classic: Full colour range in polished gloss, satin, matt and textured matt finishes.

Standard colours: All finishes.

Polished Metallics: All finishes.

Textured Metallics: All finishes.

Polished Pearlescents: All finishes.

Polished Stardust: All finishes.

Natural: All finishes.

See page 275 for all colour and finish options.

topper

Designed to top office furniture, including filing cabinets, to take advantage of all available space. Any bespoke size can be made to order. All units are supplied fully hydrocoated to ensure they are supplied waterproof for use in this sensitive location.

Conçu pour décorer le haut de mobilier de bureau, y compris les armoires de classement et profiter ainsi de tout l'espace disponible. En dimensions standard ou fabrication sur mesure. Toutes les unités sont livrées entièrement étanches pour assurer une utilisation fiable à cet emplacement sensible.

Colours + Finishes

BS4800 and RAL Classic: Full colour range in polished gloss, satin, matt and textured matt finishes.

Standard colours: All finishes.

Polished Metallics: All finishes.

Textured Metallics: All finishes.

Polished Pearlescents: All finishes.

Polished Stardust: All finishes.

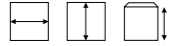

Natural: All finishes.

Dapple: All finishes.

See page 275 for all colour and finish options.



TOPP01, TOPP02, TOPP03

Code		
TOPP01	470 x 310 x 155mm	N/A
TOPP02	620 x 470 x 155mm	N/A
TOPP03	940 x 620 x 155mm	N/A
TOPP04	800 x 600 x 155mm	N/A

Toppers can be supplied in any bespoke size to fit exactly onto any size of office furniture. Please ask for a quotation.



totem

A bold twisting geometric design which encourages the use of spot colour and metallic leaf finish by zone. Also available as a stool, side table, low table, tree planter and barrier.

Une conception audacieuse de totems géométriques, elle encourage l'utilisation de touches de couleurs en triangle ou feuilles métalliques par zone. Aussi disponible en tabouret, table basse, guéridon, cube, barrière et bac grande taille.

Colours + Finishes

BS4800 and RAL Classic: Full colour range in polished gloss, satin, matt and textured matt finishes.

Standard colours: All finishes.

Polished Metallics: All finishes.

Textured Metallics: All finishes.

Polished Pearlescents: All finishes.


Polished Stardust: All finishes.

Natural: All finishes.

Dapple: All finishes.

See page 275 for all colour and finish options.

Gold, Silver +
Colour leaf finishes
available



TOTEMST01



TOTEM02



TOTEM08



TOTEM06

Code

TOTEM01 350 x 350 x 430mm

TOTEM02 350 x 350 x 700mm

These can be stacked.

cube

TOTEM06 700 x 700 x 700mm

TOTEM07 900 x 900 x 900mm

barrier

TOTEM08 900 x 350 x 900mm

TOTEM09 900 x 350 x 1200mm

stool

TOTEMST01 350 x 350 x 430mm



TMS1.5

TMS1.5

TWC10

TWC12

TMS7

TMS7

N/A

heart

A collection of planter and planter/seats all featuring the worldwide symbol of love. Show them you care.

Une collection de bacs et bac/bancs affichant le symbole universel de l'amour, répandez-le généreusement.

Colours + Finishes

BS4800 and RAL Classic: Full colour range in polished gloss, satin, matt and textured matt finishes.

Standard colours: All finishes.

Polished Metallics: All finishes.

Textured Metallics: All finishes.

Polished Pearlescents: All finishes.

Polished Stardust: All finishes.

Natural: All finishes.

Dapple: All finishes.

See page 275 for all colour and finish options.

Gold, Silver +
Colour leaf finishes
available



HEART01



HEARTB01



HEARTH01

Code				
HEART01	490 x 410	x 430mm		TWC3
HEART02	490 x 410	x 570mm		TWC4
HEART03	490 x 410	x 1130mm		TWC4
HEART04	490 x 410	x 1400mm		TWC4

barrier				
HEARTH01	1000 x 300	x 800mm		TMS6

stool				
HEARTST01	490 x 410	x 430mm		N/A

bench				
HEARTB01	1050 x 930	x 430mm		N/A

Bench can be supplied with or without planting hole.



pentik

A stunning reimagining of the classic Pentagon with unequal sides and tapers and featuring a 'floating' base. Available as tall planters, specimen and tree planters, barriers, stool, side table, low table and bowl.

Un détour étonnant du Pentagone classique, ils ont des côtés inégaux et une base «flottante». Disponible aussi en tabouret, table basse, guéridon, coupe, barrière et en grand bac à arbre.

Colours + Finishes

BS4800 and RAL Classic: Full colour range in polished gloss, satin, matt and textured matt finishes.

Standard colours: All finishes.

Polished Metallics: All finishes.

Textured Metallics: All finishes.

Polished Pearlescents: All finishes.

Polished Stardust: All finishes.

Natural: All finishes.

Dapple: All finishes.

See page 275 for all colour and finish options.

Gold, Silver +
Colour leaf finishes
available



PENTIK07



PENTIKST01



PENTIKDT02



PENTIKDT01


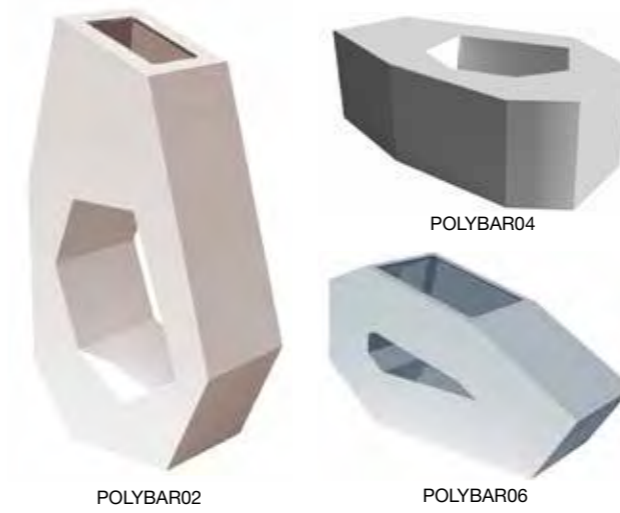
Code				
PENTIK01	410 x 310 x 400mm			TWC3
PENTIK02	480 x 430 x 600mm			TWC4
PENTIK03	540 x 360 x 900mm			TMS4
PENTIK04	420 x 600 x 1200mm			TMS4
PENTIK05	1000 x 1000 x 800mm			TCN6x2
PENTIK06	1190 x 1190 x 1000mm			TCN6x3
barrier				
PENTIK07	900 x 370 x 900mm			TMS7
stool				
PENTIKST01	430 x 430 x 460mm			N/A
desktop				
PENTIKDT01	200 x 200 x 150mm			TMS1.5
PENTIKDT02	420 x 250 x 210mm			TMS2.5



polybar

Striking and hugely versatile geometric shapes, use as upright planters, on their sides as barriers or on their backs as planters seats or water features.

Impressionnantes formes géométriques extrêmement polyvalentes, utilisez ces bacs debout, sur leurs côtés comme des barrières ou sur leurs dos pour les bacs plantés ou les bassins d'eau.



Colours + Finishes

BS4800 and RAL Classic: Full colour range in polished gloss, satin, matt and textured matt finishes.

Standard colours: All finishes.

Polished Metallics: All finishes.

Textured Metallics: All finishes.

Polished Pearlescents: All finishes.

Polished Stardust: All finishes.

Natural: All finishes.

Dapple: All finishes.

See page 275 for all colour and finish options.

Code		
POLYBAR01	960 x 350 x 1210mm	TWC3
POLYBAR02	670 x 350 x 1470mm	TWC3
bench		
POLYBAR03	1210 x 960 x 450mm	TMS5
POLYBAR04	1470 x 670 x 450mm	TMS5
barrier		
POLYBAR05	1210 x 350 x 960mm	TMS8
POLYBAR06	1470 x 350 x 670mm	TMS8



cactus

Use as single specimens or plant a garden. Cactus brings out your inner cowboy.

Utilisation en tant que modèle unique ou à disposer en îlots.

Colours + Finishes

BS4800 and RAL Classic: Full colour range in polished gloss, satin, matt and textured matt finishes.

Standard colours: All finishes.

Polished Metallics: All finishes.

Textured Metallics: All finishes.

Polished Pearlescents: All finishes.

Polished Stardust: All finishes.

Natural: All finishes.

Dapple: All finishes.

See page 275 for all colour and finish options.

Gold, Silver +
Colour leaf finishes
available



CACTUSA1

CACTUSB2

CACTUSC3

Code				
CACTUSA1	680 x 350 x 1200mm			TMS1.5x2
CACTUSA2	850 x 350 x 1500mm			TWC3x2
CACTUSA3	1000 x 400 x 1800mm			TWC3x2
CACTUSB1	620 x 350 x 1200mm			TMS1.5x2
CACTUSB2	770 x 350 x 1500mm			TWC3x2
CACTUSB3	930 x 400 x 1800mm			TWC3x2
CACTUSC1	760 x 350 x 1200mm			TMS1.5x2
CACTUSC2	950 x 350 x 1500mm			TWC3x2
CACTUSC3	1140 x 400 x 1800mm			TWC3x2



ming

Elegant Chinese style feature vase. Ask about our unique 'Art' vases, hand painted pieces by individual artists: every one unique.

Vase élégant, style chinois. Renseignez-vous sur notre gamme unique 'Art' vases, peints à la main par des artistes, chaque pièce est unique.

Colours + Finishes

BS4800 and RAL Classic: Full colour range in polished gloss, satin, matt and textured matt finishes.

Standard colours: All finishes.

Polished Metallics: All finishes.

Textured Metallics: All finishes.

Polished Pearlescents: All finishes.

Polished Stardust: All finishes.

Natural: All finishes.

Dapple: All finishes.

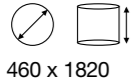
See page 275 for all colour and finish options.

Gold, Silver +
Colour leaf finishes
available



Code

MING01



460 x 1820



170mm



TMS1

i.f.o

Huge planting saucers, shallow or with a deeper base, raising them off the ground to house specimen planting in the centre

Soucoupes énormes, peu profondes ou avec une base plus haute pour les mettre en valeur et permettre une végétalisation plus importante au milieu.

Colours + Finishes

BS4800 and RAL Classic: Full colour range in polished gloss, satin, matt and textured matt finishes.

Standard colours: All finishes.

Polished Metallics: All finishes.

Textured Metallics: All finishes.

Polished Pearlescents: All finishes.

Polished Stardust: All finishes.

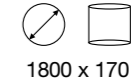
Natural: All finishes.

Dapple: All finishes.

See page 275 for all colour and finish options.

Code

IFO01



1800 x 170



1800mm



N/A

IFO02

2400 x 270

2400mm

N/A



Ming 'Artscape' hand painted by Jane Procter. Call us for details and other unique 'Artscape' possibilities




constructing the i.f.o tool for moulding



arrow

Bench seats and barriers perfect for wayfinding. Can be colour coded and sign written as required. Optional holey design, combine with the alphabet and hearts to communicate even more!


Banquettes et barrières parfaites pour 'way-finding' s'orienter et se diriger dans un espace. Disponibles en option, avec des logos, Holey design ou sérigraphie sur mesure. A combiner avec l'Alphabet et la gamme Heart pour communiquer encore plus!



ARROW01 / ARROWHD01



ARROWHD02



ARROWBE01

Colours + Finishes

BS4800 and RAL Classic: Full colour range in polished gloss, satin, matt and textured matt finishes.

Standard colours: All finishes.

Polished Metallics: All finishes.

Textured Pearlescents: All finishes.

Polished Pearlescents: All finishes.

Polished Stardust: All finishes.

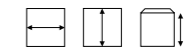
Natural: All finishes.

Dapple: All finishes.

See page 275 for all colour and finish options.

Gold, Silver +
Colour leaf finishes
available

Code barrier



ARROW01 1120 x 300 x 950mm

TMS8

ARROW02 1120 x 300 x 1200mm

TMS10

bench

ARROWBE01 863 x 785 x 430mm

N/A

spin

Creating the illusion of movement through regular circular ribbing and complex reflections.

Création de l'illusion du mouvement par une surface nervurée régulière aux reflets intrigants.

Colours + Finishes

BS4800 and RAL Classic: Full colour range in polished gloss, satin, matt and textured matt finishes.

Standard colours: All finishes.

Polished Metallics: All finishes.

Textured Metallics: All finishes.

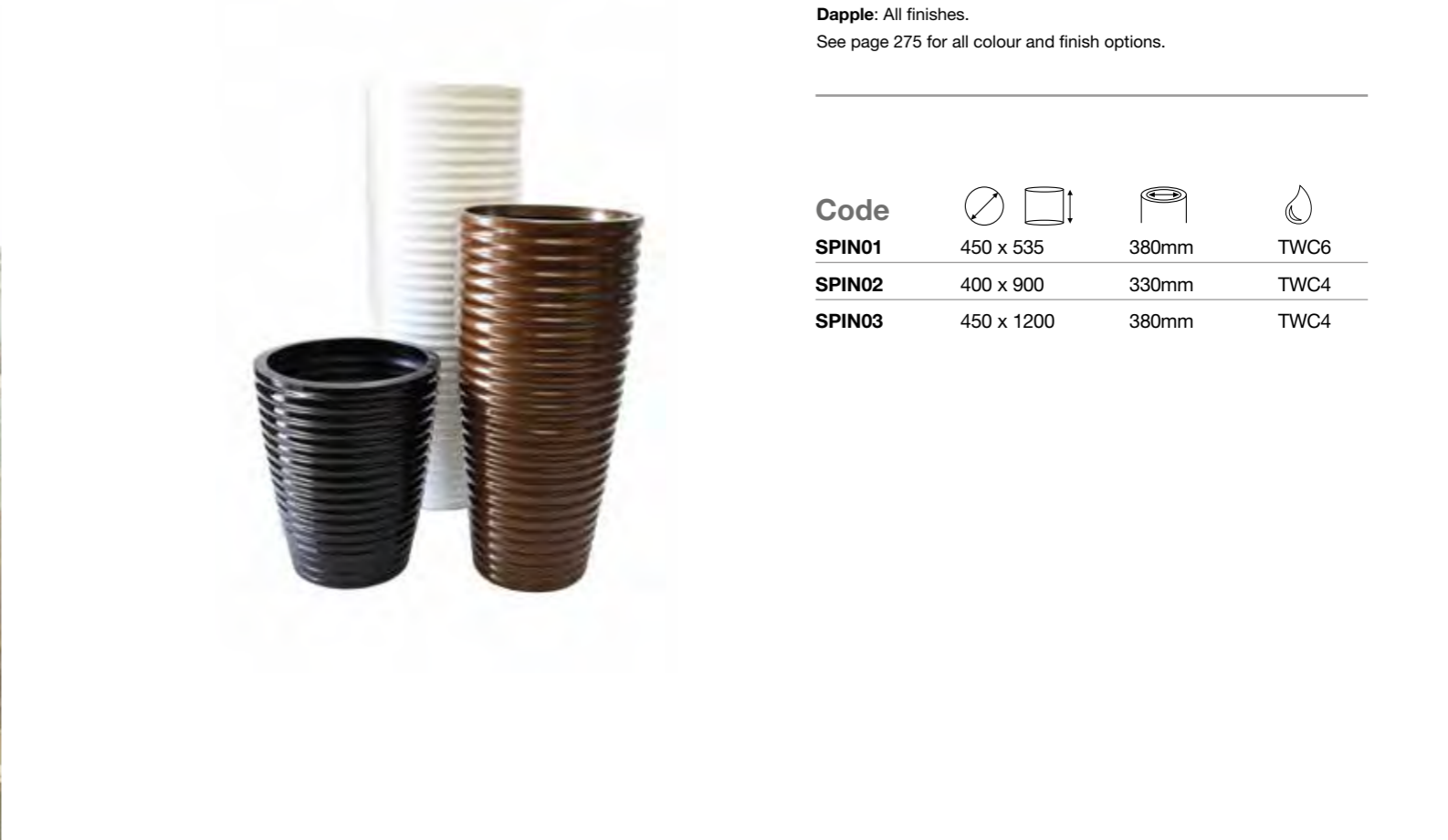
Polished Pearlescents: All finishes.





Polished Stardust: All finishes.


Natural: All finishes.

Dapple: All finishes.

See page 275 for all colour and finish options.



Code				
SPIN01	450 x 535		380mm	TWC6
SPIN02	400 x 900		330mm	TWC4
SPIN03	450 x 1200		380mm	TWC4



flip

Reverse tapered flutes with feature raised base. Clean design for all types of planting.

Conique avec une base soulevée. Design épuré pour tous types de plantations.

Colours + Finishes

BS4800 and RAL Classic: Full colour range in polished gloss, satin, matt and textured matt finishes.

Standard colours: All finishes.

Polished Metallics: All finishes.

Textured Metallics: All finishes.

Polished Pearlescents: All finishes.

Polished Stardust: All finishes.





Natural: All finishes.

Dapple: All finishes.

See page 275 for all colour and finish options.

Gold, Silver +
Colour leaf finishes
available



Code				
FLIP01	500 x 390	360mm	TWC4	
FLIP02	650 x 520	470mm	TWC6	
FLIP03	500 x 580	300mm	TWC4	
FLIP04	500 x 750	300mm	TWC4	
FLIP05	500 x 1050	300mm	TWC4	



fusion

Gently curved and slender creating large displays where space is limited.

Légèrement courbe et élégant, possibilité de créer une composition en hauteur quand l'espace est limité.

Colours + Finishes

BS4800 and RAL Classic: Full colour range in polished gloss, satin, matt and textured matt finishes.

Standard colours: All finishes.

Polished Metallics: All finishes.

Textured Metallics: All finishes.

Polished Pearlescents: All finishes.

Polished Stardust: All finishes.





Natural: All finishes.


Dapple: All finishes.

See page 275 for all colour and finish options.

Gold, Silver +
Colour leaf finishes
available



Code				
FUSION01	320 x 1000	230mm	TWC2	
FUSION02	420 x 1300	290mm	TWC3	
FUSION03	500 x 1600	340mm	TWC4	
FUSION04	550 x 1900	370mm	TWC4	
FUSION05	550 x 2400	370mm	TWC4	



Dapple grey

Coral leaf

Fusion03 (dapple grey finish)

time

Doubly curvaceous with perfect symmetry top to bottom. Great stability and a large planting area.

Doublement courbe avec une symétrie parfaite. Grande stabilité et une surface de plantation importante.

Colours + Finishes

BS4800 and RAL Classic: Full colour range in polished gloss, satin, matt and textured matt finishes.

Standard colours: All finishes.

Polished Metallics: All finishes.

Textured Metallics: All finishes.

Polished Pearlescents: All finishes.

Polished Stardust: All finishes.

Natural: All finishes.

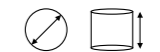
Dapple: All finishes.

See page 275 for all colour and finish options.

Gold, Silver +
Colour leaf finishes
available

Code

TIME01



440 x 1080



360mm




TWC3

TIME02

560 x 1360

450mm

TWC4



bubbles

Bubble chains in 3 diameters; funky and fun.

Bubbles, boules en 3 diamètres et plusieurs hauteurs, funky et amusant.

Colours + Finishes

BS4800 and RAL Classic: Full colour range in polished gloss, satin, matt and textured matt finishes.

Standard colours: All finishes.

Polished Metallics: All finishes.

Textured Metallics: All finishes.

Polished Pearlescents: All finishes.

Polished Stardust: All finishes.

Natural: All finishes.

Dapple: All finishes.

See page 275 for all colour and finish options.

Gold, Silver +
Colour leaf finishes
available





Code				
2 bubbles				
BUBBDT01	175 x 200		85mm	N/A
BUBB01	380 x 430		220mm	TWC3
BUBB02	490 x 560		280mm	TWC4
BUBB03	630 x 720		380mm	TWC6
3 bubbles				
BUBBDT02	175 x 280		85mm	N/A
BUBB04	380 x 620		220mm	TWC4
BUBB05	490 x 800		280mm	TWC5
BUBB06	630 x 1060		380mm	TWC7
4 bubbles				
BUBBDT03	175 x 385		85mm	N/A
BUBB07	380 x 845		220mm	TWC5
BUBB08	490 x 1090		280mm	TWC6
BUBB09	630 x 1400		380mm	TWC8

easter island

Ultra modern design inspired by the Moai statues. Each planter has an optional second planter or shelf which can be used to present brochures (reception areas), as a writing stand, a glass stand (for bars, hotels etc) or for lights, ornaments etc. Each planter also slots into the other for creating walls or special features.

Design modern, inspiré par les statues Moai de l'Île de Pâques. Chaque pot offre la possibilité d'un bac de plantation en plus ou une étagère en option. L'étagère peut être utilisée pour des brochures (accueils), comme une écritoire, un support pour un verre (bars, hôtels) ou pour un élément de décoration comme une lampe. Chaque bac est modulable avec les autres de la gamme, pour créer des cloisons rythmées ou barrières sculpturales.



(L-R) EASILB03, EASILB04, EASIL04

Colours + Finishes

BS4800 and RAL Classic: Full colour range in polished gloss, satin, matt and textured matt finishes.

Standard colours: All finishes.

Polished Metallics: All finishes.

Textured Metallics: All finishes.

Polished Pearlescents: All finishes.

Polished Stardust: All finishes.

Natural: All finishes.

Dapple: All finishes.

See page 275 for all colour and finish options.

Gold, Silver +
Colour leaf finishes
available

Supplied with topmost area in planter form and lower area as shelf as standard. Please specify at time of ordering for variations from this layout

Livré automatiquement en 'standard' avec le bac le plus élevé sous forme de bac à planter et la zone inférieure en étagère. Merci de spécifier au moment de passer la commande pour une variation de cette disposition.

Code				
EASIL01	400 x 350 x 1200	200 x 260mm	TMS2	
Optional second planter	250 x 350 x 240	170 x 260mm	TMS2	
EASIL02	450 x 350 x 1600	200 x 260mm	TMS2	
Optional second planter	290 x 350 x 250	200 x 260mm	TMS2	
barrier				
EASILB01	1000 x 350 x 900	700 x 260mm	TMS6	
cube				
EASIL03	900 x 600 x 900	650 x 510mm	TWC12	
EASILB03 with bench seat at 450mm high				
EASIL04	900 x 900 x 900	650 x 810mm	TWC12	
EASILB04 with bench seat at 450mm high				

dune

Broad feature lips brighten foliage from below with reflected light. Beautiful in Pearlescent and Stardust.

Des bords généreux réfléchissant la lumière en dessous du feuillage. Sublime dans les finitions 'perle' et 'stardust'.

Colours + Finishes

BS4800 and RAL Classic: Full colour range in polished gloss, satin, matt and textured matt finishes.

Standard colours: All finishes.

Polished Metallics: All finishes.

Textured Metallics: All finishes.

Polished Pearlescents: All finishes.

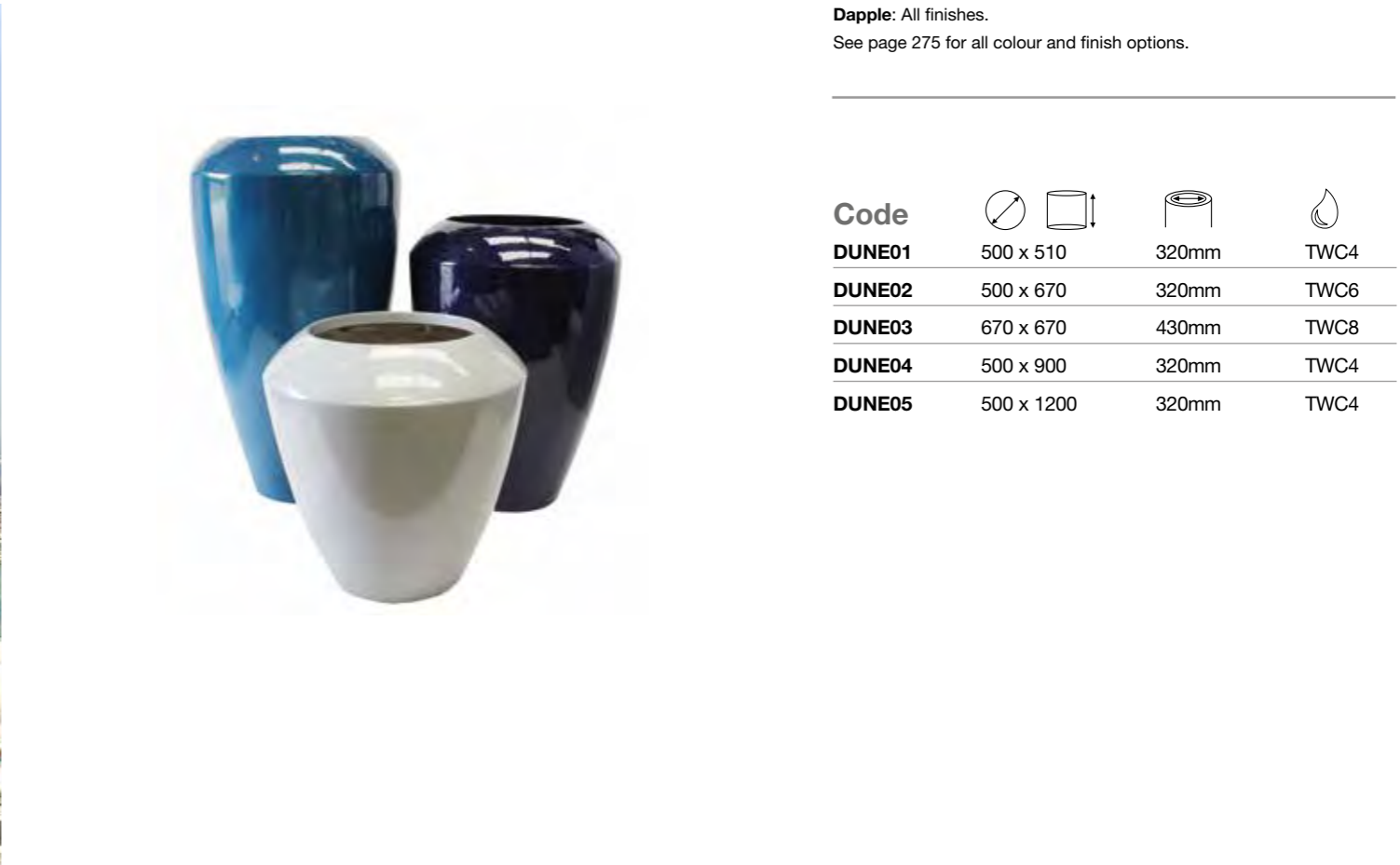
Polished Stardust: All finishes.

Natural: All finishes.

Dapple: All finishes.

See page 275 for all colour and finish options.

Gold, Silver +
Colour leaf finishes
available



Code				
DUNE01	500 x 510		320mm	TWC4
DUNE02	500 x 670		320mm	TWC6
DUNE03	670 x 670		430mm	TWC8
DUNE04	500 x 900		320mm	TWC4
DUNE05	500 x 1200		320mm	TWC4



wave

Create stunning snaking barriers, wrap around pillars or use as a stand alone feature. Highly flexible planter in 4 heights.

Créez des barrières qui serpentent, qui s'enroulent autour des colonnes, les quatre hauteurs sont modulables.



3 x WAVEST01

Colours + Finishes

BS4800 and RAL Classic: Full colour range in polished gloss, satin, matt and textured matt finishes.

Standard colours: All finishes.

Polished Metallics: All finishes.

Textured Metallics: All finishes.

Polished Pearlescents: All finishes.

Polished Stardust: All finishes.

Natural: All finishes.

Dapple: All finishes.

See page 275 for all colour and finish options.

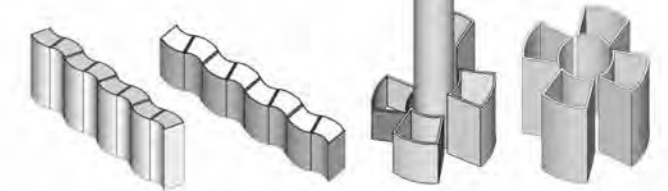
Code

Code	Dimensions (mm)	Depth (mm)	Weight (kg)
WAVE01	470 x 410 x 450	240 x 280mm	TWC4
WAVE02	470 x 410 x 600	240 x 280mm	TWC4
WAVE03	470 x 410 x 900	240 x 280mm	TWC4
WAVE04	470 x 410 x 1200	240 x 280mm	TWC4

stool

WAVEST01	470 x 410 x 450	N/A	N/A
----------	-----------------	-----	-----

Suggested layouts



Wave barriers

Column planting



u.n.c

Write it large with our stunning three letter combination for fun dividers. Specify blank tops for writing areas or stands in a barrier run.

Écrivez-le en grand avec notre étonnante combinaison de trois lettres pour créer des séparations en s'amusant. Spécifiez en meuble étagère ou en pot de plantation.



UPLANT01



NPLANT01



CPLANT01

Colours + Finishes

BS4800 and RAL Classic: Full colour range in polished gloss, satin, matt and textured matt finishes.

Standard colours: All finishes.

Polished Metallics: All finishes.

Textured Metallics: All finishes.

Polished Pearlescents: All finishes.

Polished Stardust: All finishes.

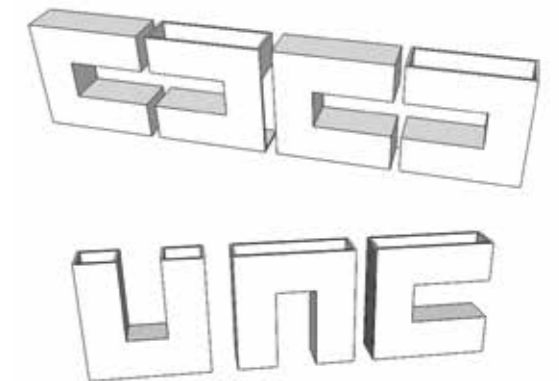
Natural: All finishes.

Dapple: All finishes.

See page 275 for all colour and finish options.

Code					
UPLANT01	900 x 300 x 900	230 x 230mm	TWC2x2		
NPLANT01	900 x 300 x 900	820 x 220mm	TMS7		
CPLANT01	900 x 300 x 900	820 x 220mm	TMS7		

Suggested layout showing alternating planter and shelf tops



bloks

Take 5 different interlocking shapes and your imagination for infinite possibilities – barriers, features, planting beds – the combinations are endless. Look at the examples below for inspiration and design your own. All Bloks can come with planting pockets in any location so always discuss with the Livinggreen Team to finalise the details.

Combinez les 5 formes différentes qui s'imbriquent à votre imagination pour des possibilités infinies. Regardez ces exemples pour vous inspirer et concevoir vos propres projets. Toutes les formes des Bloks peuvent avoir une poche de plantation à l'endroit de votre choix selon votre design. Discutez avec l'équipe Livinggreen pour finaliser les détails.



Colours + Finishes

BS4800 and RAL Classic: Full colour range in polished gloss, satin, matt and textured matt finishes.

Standard colours: All finishes.

Polished Metallics: All finishes.

Textured Metallics: All finishes.





Polished Pearlescents: All finishes.

Polished Stardust: All finishes.

Natural: All finishes.

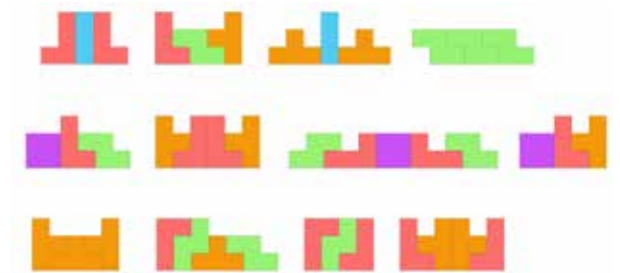
Dapple: All finishes.

See page 275 for all colour and finish options.

Code	  	
BLOK01	600 x 300 x 600mm	TMS4
BLOK02	600 x 300 x 900mm	TWC3
BLOK03	300 x 300 x 900mm	TMS4
BLOK04	900 x 300 x 600mm	TWC3
BLOK05	900 x 300 x 600mm	TWC3

Sizes are based on orientations shown.

example of combination options



alphabet + digits

Letters and numbers to be used in any combination as planters, shelves or side tables. Designed to be self-standing without additional bases. All sizes can be varied, please send us your requirements for a quotation.

Les lettres et les chiffres peuvent être utilisés comme bac ou console. Conçu pour être autoporteurs, sans base additionnelle. Toutes les dimensions peuvent être adaptées ; pour un projet sur mesure contactez-nous.



Colours + Finishes

BS4800 and RAL Classic: Full colour range in polished gloss, satin, matt and textured matt finishes.

Standard colours: All finishes.

Polished Metallics: All finishes.

Textured Metallics: All finishes.

Polished Pearlescents: All finishes.

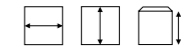
Polished Stardust: All finishes.

Natural: All finishes.

Dapple: All finishes.

See page 275 for all colour and finish options.

Code



NUMPLANT01 900 x 350 x 900mm

LETPLANT01 900 x 350 x 900mm

Please specify the number(s) or letter(s) you would like when ordering. All planters and tankers are approximately the sizes stated above and are designed to be floorstanding.

There is the option to have these units with an enclosed top to be used as a side table or shelf. Please state this at the time of ordering.

tulip

Two head sizes and any length of stem to 4m makes tulip the ultimate plaything. Use in combination with cloud base for a stunning reception display. Use with reverse head as a base or on the single stem stand for a more discreet space saving display.

Deux tailles et formes de tête et une longueur de tige jusqu'à 4m rend la Tulipe ludique. Utilisation en combinaison avec la Base de 'Cloud' / Nuage pour une composition spectaculaire. Utilisez avec la tête comme socle ou sur le stand pour une seule tige.

Colours + Finishes

BS4800 and RAL Classic: Full colour range in polished gloss, satin, matt and textured matt finishes.

Standard colours: All finishes.

Polished Metallics: All finishes.

Textured Metallics: All finishes.

Polished Pearlescents: All finishes.

Polished Stardust: All finishes.

Natural: All finishes.

Dapple: All finishes.

See page 275 for all colour and finish options.

Gold, Silver +
Colour leaf finishes
available



Code				
TULIPH01	400 x 486		340mm	TWC3
TULIPH02	527 x 486		460mm	TWC4

Tulip Stem		
TULIPST	110 x 110	1000-4000mm

Available in any length from 1000mm to 4000mm

Standard Base			
TULIPSB01			

Suitable for total height up to 2m only

Cloud Base			
CLOUDB01	1660 x 900	100mm	

Fits three tulip stems

vortex

Unique planting cups for stunningly presented displays. Engineered for stability when planted.

Coupe de plantation unique pour mettre en valeur des compositions élaborées ou plantes spécimen. Prévu pour être parfaitement stable une fois planté.

Colours + Finishes

BS4800 and RAL Classic: Full colour range in polished gloss, satin, matt and textured matt finishes.

Standard colours: All finishes.

Polished Metallics: All finishes.

Textured Metallics: All finishes.

Polished Pearlescents: All finishes.

Polished Stardust: All finishes.

Natural: All finishes.

Dapple: All finishes.

See page 275 for all colour and finish options.

Gold, Silver +
Colour leaf finishes
available



Code			
VORT01	440 x 750mm		TWC3
VORT02	560 x 950mm		TWC3



TULIPH02 used with reversed head as a base TULIPH01 (x2) & TULIPH02 with cloud base

grace

Inspired by the works of the Modernists, Grace can be enjoyed as unique sculptural pieces in their own right or can be supplied with planter compartments (standard unless requested) at their apex.

Inspiré par les œuvres des Modernistes, Grâce peut être apprécié comme une pièce sculpturale et peut être fourni avec des compartiments de plantation (standard sauf sur demande) à son sommet.

Colours + Finishes

BS4800 and RAL Classic: Full colour range in polished gloss, satin, matt and textured matt finishes.

Standard colours: All finishes.

Polished Metallics: All finishes.

Textured Metallics: All finishes.

Polished Pearlescents: All finishes.

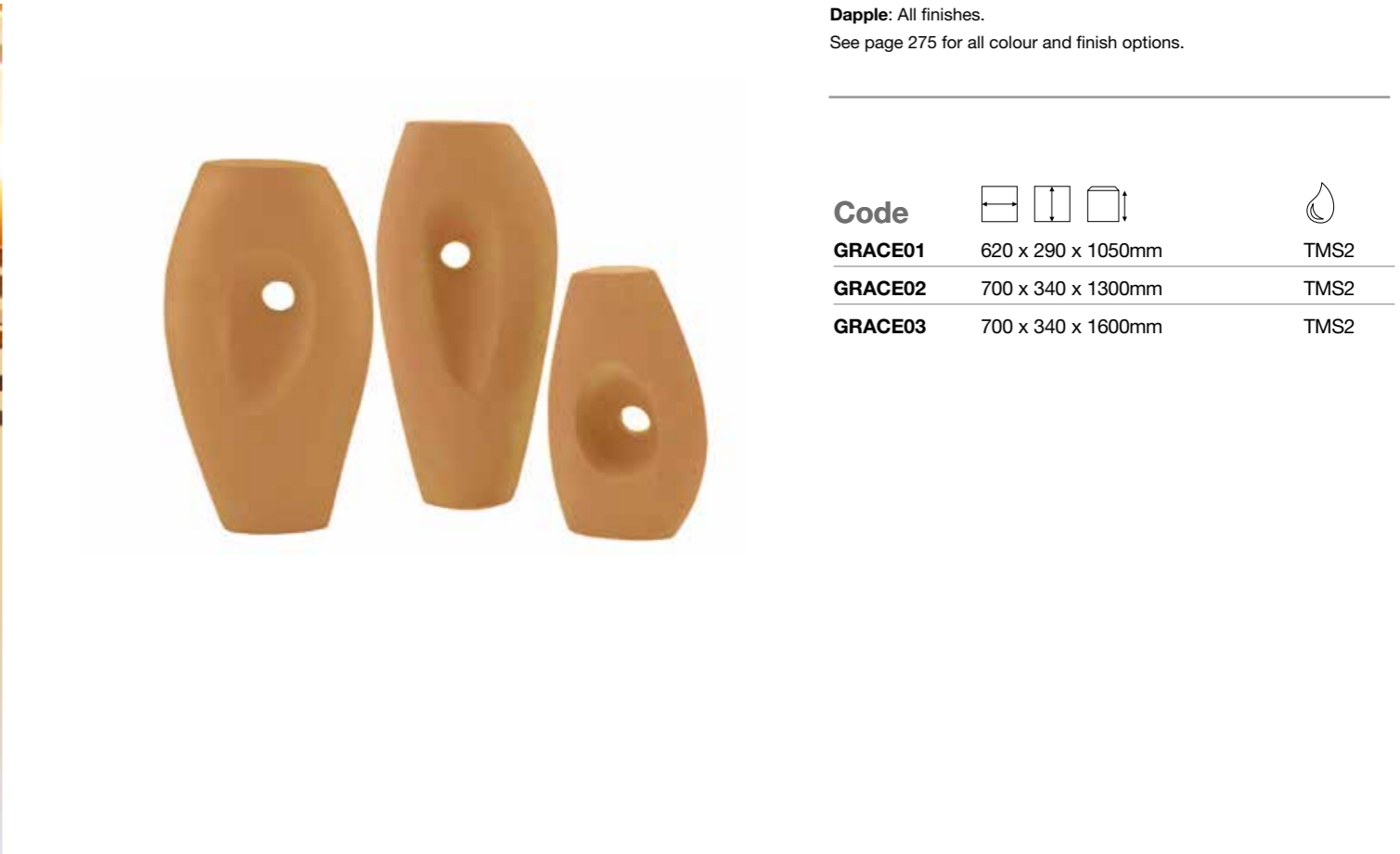
Polished Stardust: All finishes.





Natural: All finishes.

Dapple: All finishes.

See page 275 for all colour and finish options.

Gold, Silver +
Colour leaf finishes
available



Code	  	
GRACE01	620 x 290 x 1050mm	TMS2
GRACE02	700 x 340 x 1300mm	TMS2
GRACE03	700 x 340 x 1600mm	TMS2



touch

The look of hammered metal without the expense.
Fabulous in metallic finishes but also in Stardust and Pearlescent.

L'aspect du métal martelé à moindre coût. Extraordinaire dans les finitions métalliques mais également dans le 'stardust' et 'perle'.

Colours + Finishes

BS4800 and RAL Classic: Full colour range in polished gloss, satin, matt and textured matt finishes.

Standard colours: Polished, matt and satin only.

Polished Metallics: All finishes.

Textured Metallics: N/A

Polished Pearlescents: All finishes.

Polished Stardust: All finishes.

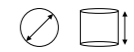
Natural: N/A

Dapple: N/A

See page 275 for all colour and finish options.

Code

TOUCH01	360 x 605mm
TOUCH02	385 x 805mm
TOUCH03	400 x 1005mm



TWC3

TWC4

TWC4



TWC3

TWC4


TWC4



Polished metallic bronze



Polished stardust purple



Polished metallic copper



Polished metallic gold

squeeze

Retro fun with the boldest of style statements. Fantastic for bright colours.

Amusant type rétro avec une déclaration de style. Fantastique dans les couleurs vives.

Colours + Finishes

BS4800 and RAL Classic: Full colour range in polished gloss, satin, matt and textured matt finishes.

Standard colours: All finishes.

Polished Metallics: All finishes.

Textured Metallics: All finishes.

Polished Pearlescents: All finishes.




Polished Stardust: All finishes.

Natural: All finishes.

Dapple: N/A

See page 275 for all colour and finish options.



Code	 	
SQEZ01	530 x 440mm	TWC3
SQEZ02	750 x 590mm	TWC10
SQEZ03	420 x 695mm	TWC3
SQEZ04	570 x 900mm	TWC4

snapback seat

Created for RHS Chelsea Flower Show. These versatile planter seats are ideal for both interior and exterior use; seating up to 5 people.

Créés pour l'exposition florale RHS de Chelsea, ces sièges polyvalents sont idéaux pour l'intérieur comme pour l'extérieur et peuvent accueillir jusqu'à 5 personnes.

Colours + Finishes

BS4800 and RAL Classic: Full colour range in polished gloss, satin, matt and textured matt finishes.

Standard colours: All finishes.

Polished Metallics: All finishes.

Textured Metallics: All finishes.

Polished Pearlescents: All finishes.





Polished Stardust: All finishes.

Natural: All finishes.

Dapple: All finishes.

See page 275 for all colour and finish options.



Code	 		
SNAPS01	1290 x 450mm	690mm	TWC12
SNAPS02	1818 x 450mm	1191mm	TCN6+TCN3x2

suitable for seating

SNAPS01 2-3 persons

SNAPS02 4-5 persons

Please note in order to take advantage of this seating capacity, snapback seats should be bolted to the floor for stability.



luna

Conceived around the concept of the perfect sphere, Luna offers this and more with sphere planters plus deep and shallow bowls completing this geometric range. Complete spheres feature a small flat base as standard for stability but can be specified as perfectly round. Ask us to convert Luna Full to a water feature or Luna Half to a hanging bowl for even more options. Try our natural finishes to create 'real' galvanised, rusting or stone balls – with none of the weight and at a fraction of the cost – and up to 1.2m diameter.

Conçu autour de la sphère parfaite, Luna propose cela et plus encore avec des formes sphériques, des coupes profondes et moins profondes complètent cette gamme géométrique. Les sphères complètes en standard disposent d'une petite partie plate pour la stabilité, mais elles sont également disponible parfaitement ronde. Demandez-nous de convertir Luna complète en fontaine d'eau ou la demie Luna en coupe suspendue pour encore plus de possibilités. Essayez nos finitions naturelles pour créer un effet 'réel': en rouille, plomb, pierre - avec un poids négligeable et à une fraction du coût du vrai - jusqu'à 1,2 m de diamètre.



luna

luna

Perfect spheres, Sphere planters and two bowl options complete this fabulous range. Luna Half or Full can be specified as hanging baskets.

Sphères parfaites, sphère en pot, en objet, et deux options en coupe complètent cette gamme inspirante. Prescrivez Luna en demie ou entière pour des paniers suspendus.



Colours + Finishes

BS4800 and RAL Classic: Full colour range in polished gloss, satin, matt and textured matt finishes.

Standard colours: All finishes.

Polished Metallics: All finishes.

Textured Metallics: All finishes.

Polished Pearlescents: All finishes.

Polished Stardust: All finishes.

Natural: All finishes.

Dapple: All finishes.





See page 275 for all colour and finish options.

Gold, Silver +
Colour leaf finishes
available

Luna Full





Code		
LUNAFDT01	160mm	N/A
LUNAF01	350mm	N/A
LUNAF02	590mm	N/A
LUNAF03	780mm	N/A
LUNAF04	1200mm	N/A
LUNAF05	450mm	N/A

Luna Slice

Code				
LUNASDT01	130 x 160		100mm	N/A
LUNAS01	350 x 290		220mm	TMS2
LUNAS02	590 x 470		300mm	TWC4
LUNAS03	780 x 680		450mm	TWC8
LUNAS04	1200 x 990		700mm	TWC10
LUNAS05	450 x 375		230mm	TWC2

Planting diameter can be increased by slicing the top lower on request.

Luna Half

Code				
LUNAH01	350 x 150		300mm	TWC2
LUNAH02	590 x 240		500mm	TWC4
LUNAH03	780 x 350		740mm	TWC6
LUNAH04	1200 x 500		1080mm	TWC8
LUNAH05	450 x 190		410mm	TWC2



luna

Colours + Finishes

BS4800 and RAL Classic: Full colour range in polished gloss, satin, matt and textured matt finishes.

Standard colours: All finishes.

Polished Metallics: All finishes.

Textured Metallics: All finishes.

Polished Pearlescents: All finishes.

Polished Stardust: All finishes.

Natural: All finishes.

Dapple: All finishes.





See page 275 for all colour and finish options.

Gold, Silver +
Colour leaf finishes
available



Luna Crescent



Code				
LUNAC01	335 x 100		285mm	N/A
LUNAC02	525 x 160		475mm	TWC2
LUNAC03	760 x 230		700mm	TWC3
LUNAC04	1150 x 335		1050mm	TWC6
LUNAC05	450 x 135		390mm	N/A



pedestals, bowls + baskets

Inspirational combinations of modern and classical pedestals, bowls and vases for floral and plant displays. Mix and match in styles and sizes but also in colour and texture. All products are available in every RAL colour plus all our unique finishes. Try polished and textured finishes together in the same colour for added interest.

Compositions inspirées de colonnes classiques et modernes, des coupes et vases pour les compositions florales et végétales. Créez et composez des styles et tailles, mais aussi en couleur et finition. Tous les produits sont disponibles dans toutes les couleurs RAL ainsi que toutes nos finitions uniques. Essayez d'assortir une finition polie avec une finition texturée dans la même couleur pour se démarquer.



pedestals,
bowls +
baskets

pedestals + bowls

mix and match styles, colours and textures



shanghai (polished jet black)



arundel urn (aged lead)



seoul (polished jet black and polished hot pink)



palma (polished brilliant white)



vienna (polished RAL 7047)



chicago and rome (polished metallic black)

pedestals

For temporary display work specify as lightweight for ease of carrying.
For permanent/semi-permanent displays specify as weighted for added stability.

La légèreté du produit facilite son transport et son installation pour un projet temporaire. Pour une composition permanente ou semi permanente les colonnes peuvent être lestées à la commande pour une stabilité supplémentaire.

bowls

Colours + Finishes

BS4800 and RAL Classic: Full colour range in polished gloss, satin, matt and textured matt finishes.

Standard colours: All finishes.

Polished Metallics: All finishes.

Textured Metallics: All finishes.

Polished Pearlescents: All finishes.

Polished Stardust: All finishes.

Natural: All finishes.

Dapple: All finishes.

See page 275 for all colour and finish options.

Gold, Silver +
Colour leaf finishes
available*

*excludes ceramic style bowls

vancouver



VANC01 200 x 350 x 600mm
VANC02 350 x 350 x 900mm
VANC03 460 x 350 x 1200mm

tokyo



TOKY01 350 x 600mm
TOKY02 350 x 750mm
TOKY03 350 x 900mm

dubai



DUB01 400 x 400 x 900mm
DUB02 400 x 400 x 1200mm
DUB03 500 x 500 x 1500mm
DUB04 500 x 500 x 1800mm

prague



PRAG01 250 x 450mm / TMS1.5
PRAG02 270 x 650mm / TMS1.5

sao paulo



SAO01 250 x 655mm

miami



MIA01 380 x 180mm / TMS1.5

chicago



CHI01 250 x 250 x 610mm
CHI02 350 x 350 x 600mm
CHI03 350 x 350 x 900mm
CHI04 350 x 350 x 1200mm

rio



RIO01 350 x 350 x 600mm
RIO02 350 x 350 x 900mm
RIO03 350 x 350 x 1200mm

monaco range



MONA01 MONAHD01 SUPMONA01

MONA01 350 x 350 x 1200mm
MONA02 350 x 350 x 1500mm
MONA03 350 x 350 x 1800mm

Monaco Holey Design

MONAHD01 350 x 350 x 1200mm
MONAHD02 350 x 350 x 1500mm
MONAHD03 350 x 350 x 1800mm

Super Monaco

SUPMON01 350 x 350 x 900mm
SUPMON02 350 x 350 x 1200mm
SUPMON03 350 x 350 x 1500mm
SUPMON04 350 x 350 x 1800mm

athens



ATH01 430 x 250 x 230mm / TMS1.5
ATH02 520 x 330 x 280mm / TMS2
Ceramic style not smooth or regular

osaka



OSA01 225 x 270mm

seoul



SEO01 200 x 200 x 200mm / TMS1

new york



NEWY01 280 x 280 x 600mm
NEWY02 340 x 340 x 900mm
NEWY03 320 x 320 x 1200mm
NEWY04 300 x 300 x 1500mm

moscow



MOSC01 440 x 1080mm
MOSC02 560 x 1360mm

arundel urn



ARUURN02 400 x 470mm / TMS1
opening diameter 200mm

arundel urn



ARUURN03 670 x 580mm / TWC2
opening diameter 400mm

beirut



BEI01 200 x 200 x 150mm / TMS1.5
BEI02 420 x 250 x 210mm / TMS2.5

modern pedestals

bowls + vases



stockholm (polished brilliant white)



barcelona (polished jet black)



deli (polished old english white)



toulon (polished RAL 7047)



stockholm (textured pistachio green)



cube (polished old english white + handpainted logo)



chicago (polished pearlescent purple) and rome (textured pearlescent purple)



no (polished metallic bronze) and barcelona (textured brilliant white)



new york (polished metallic silver) rome (polished pearlescent red)



shanghai (polished key lime green & pistachio green)



kyoto (polished jet black)



london (polished pearlescent purple)



vienna (gold leaf)



barcelona (polished pearlescent red)



seoul (polished dutch orange)



rome (polished pearlescent latte brown)



barcelona (textured jet black)



toulouse (polished RAL 7047)



vancouver (polished metallic gold) and rome (polished metallic black)

combinations of pedestals + bowls



shanghai (polished hot pink)



dallas (polished metallic silver)



new york (polished brilliant white) and rome (polished metallic black)



milan (polished metallic black)



sicily (polished hot pink)



vegas (polished metallic black)

vegas (polished metallic black)



lyon 01 and 02 (polished pearlescent deep blue)



rio and rome (polished metallic gold)

bowls

All supplied with felt pad bases and fully waterproofed to prevent any danger of leaks. Bowls can be supplied bolted and bonded to a pedestal base on request.

Toutes les coupes sont fournies avec des pastilles en feutrine. A la demande les coupes peuvent être visées ou collées sur une colonne.

Colours + Finishes

BS4800 and RAL Classic: Full colour range in polished gloss, satin, matt and textured matt finishes.

Standard colours: All finishes.

Polished Metallics: All finishes.

Textured Metallics: All finishes.

Polished Pearlescents: All finishes.

Polished Stardust: All finishes.

Natural: All finishes.

Dapple: All finishes.

See page 275 for all colour and finish options.

Gold, Silver +
Colour leaf finishes
available*

*excludes ceramic style bowls

paris



PARIS01 400 x 160mm / **TMS1.5**
Ceramic style not smooth or regular

barcelona



BARCE01 315 x 255mm / **TMS1.5**
BARCE02 405 x 320mm / **TMS2**
Ceramic style not smooth or regular

london



LOND01 305 x 153mm / **TMS1.5**
LOND02 455 x 253mm / **TMS2**
Ceramic style not smooth or regular

oslo



OSLO01 470 x 375mm / **TWC2**
Ceramic style not smooth or regular

geneva



GENEVA 340 x 340 x 150mm / **TMS1.5**

deli



DELI01 200 x 200mm
Dapple, gold and silver leaf N/A

rome



ROME01 440 x 270mm / **TWC2**
ROME02 590 x 365mm / **TWC3**

shanghai



SHANG01 345 x 100mm
SHANG02 435 x 112mm
SHANG03 545 x 135mm

milan



MILAN01 195 x 400mm
MILAN02 250 x 500mm
MILAN03 265 x 605mm

vienna



VIEN01 225 x 150 x 230mm
Ceramic style not smooth or regular

sicily



SICIO1 470 x 165mm
SICIO2 615 x 205mm

fez



FEZ01 210 x 600mm
Dapple, gold and silver leaf N/A

berlin



BERLIN01 360 x 135mm / **TMS1.5**
Ceramic style not smooth or regular

stockholm



STOCK01 346 x 346 x 120mm / **TMS1.5**
Ceramic style not smooth or regular

copenhagen



COPEN01 700 x 200 x 100mm
Ceramic style not smooth or regular

kyoto



KYOT01 300 x 185 x 120mm
Ceramic style not smooth or regular

lyon



LYON01 160 x 185mm
LYON02 200 x 235mm

palma



PALM01 295 x 140mm / **TMS1**
Ceramic style not smooth or regular

modern pedestals

bowls + vases



barcelona and shanghai (polished pistachio green)



monaco (polished pearlescent purple) and rome (polished pearlescent purple)



vancouver (polished espresso brown) and shanghai (polished metallic gold)




fez (polished ocean turquoise)



chicago (polished metallic black) and oslo (polished metallic silver)



sicily (polished euro blue)



phoenix (polished jet black)



rio (polished pearlescent gold) and rome (polished pearlescent red)



milan (polished flame red)



london (polished pearlescent purple)



copenhagen (polished pearlescent peacock blue)



rome (polished pearlescent purple)



palma (gold leaf)

bowls (continued)

Colours + Finishes

BS4800 and RAL Classic: Full colour range in polished gloss, satin, matt and textured matt finishes.

Standard colours: All finishes.

Polished Metallics: All finishes.

Textured Metallics: All finishes.

Polished Pearlescents: All finishes.

Polished Stardust: All finishes.

Natural: All finishes.

Dapple: All finishes.

See page 275 for all colour and finish options.

Gold, Silver +
Colour leaf finishes
available*

*excludes ceramic style bowls

vegas



VEGA01 400 x 400 x 100mm

phoenix



PHNX01 500 x 250 x 120mm
Raised by 1cm in the middle to give a floating effect

dallas



DALL01 300 x 300 x 120mm
Raised by 1cm in the middle to give a floating effect

havana



HAVA01 350 x 290mm / **TMS2**
opening diameter 220mm

florence



FLOR01 350 x 150mm / **TWC2**
opening diameter 300mm
FLOR02 590 x 240mm / **TWC4**
opening diameter 500mm

minsk



MINS01 335 x 100mm
opening diameter 285mm
MINS02 525 x 160mm / **TWC2**
opening diameter 475mm

toulon



TOUL01 120 x 120 x 346mm
can be specified at any height

toulouse



TOUS01 135 x 360mm
can be specified at any height

venice



VEN01 500 x 180 x 160mm / **TMS1**
VEN02 500 x 160 x 235mm / **TMS2**

hanging basket

Half sphere, round baskets and deeper flat base models for easy planting and longer watering period. Can be supplied with tanker irrigation and hole pre-cut in the sides if required. Available in any colour and suitable for interior and exterior use.

Demi-sphères, paniers ronds et modèles plus profonds pour une plantation facilitée et une plus longue période d'arrosage. Peut être fourni avec une réserve d'eau (Tanker) et un trou de drainage si nécessaire. Disponible dans toutes les couleurs et adaptés pour une utilisation intérieure et extérieure.

Colours + Finishes

BS4800 and RAL Classic: Full colour range in polished gloss, satin, matt and textured matt finishes.

Standard colours: All finishes.

Polished Metallics: All finishes.

Textured Metallics: All finishes.

Polished Pearlescents: All finishes.

Polished Stardust: All finishes.

Natural: All finishes.

Dapple: All finishes.

See page 275 for all colour and finish options.

Hanging Basket

Code				
flat bottoms				
BASK01	350 x 145mm			N/A
BASK02	350 x 290mm			TWC2
BASK03	340 x 190mm			TWC2
BASK04	450 x 190mm			TWC2
round bottoms				
BASK05	350 x 175mm			N/A
BASK06	350 x 320mm			TWC2
BASK07	450 x 225mm			TWC2



BASK05



BASK03



combinations

All combinations show the 90cm tall pedestal with the featured bowl in proportion to each other giving an exact representation of how they will appear together in order to aid selection.

Toutes les combinaisons montrent un piédestal HT90cm de différents modèles associés avec des coupes, donnant une représentation des proportions exactes facilitant vos choix.

vancouver VANC02 +



tokyo TOKY03 +



rio RIO02 +



chicago CHI03 +



chicago CHI03 +



new york NEWY02 +

new york NEWY02 +



moscow MOSC01 +

moscow MOSC01 +



monaco MONA01 +

monaco MONA01 +



super monaco SUPMONA01 +



dubai DUB01 +



geo design

A superb selection of architectural planters in strong geometric shapes. All feature clean angles and other sizes can easily be built to order. Like the Spirit range, Geo planters all complement each other and can be used in combination across the range for a cohesive scheme.

Un choix superbe de contenants architecturaux avec des formes géométriques aux angles nets. La gamme Geo est parfaitement complémentaire et modulable.




geo
design

barrier

stylish barriers

Stylish barriers in any size, for interiors and exteriors, roof gardens and receptions.

Barrières épurées disponibles en standard et sur mesure, pour l'intérieur et l'extérieur.



barrier

As well as our standard range, barriers can be constructed in literally any size that will fit on a lorry. Using advanced strengthening materials barriers will not bow no matter how large the size.

Les barrières sont disponibles sur mesure, renforcées pour les grandes dimensions elles ne se déforment pas.



Colours + Finishes

BS4800 and RAL Classic: Full colour range in polished gloss, satin, matt and textured matt finishes.

Standard colours: All finishes.

Polished Metallics: All finishes.

Textured Metallics: All finishes.


Polished Pearlescents: All finishes.

Polished Stardust: All finishes.

Natural: All finishes.

Dapple: All finishes.

See page 275 for all colour and finish options.

Code	  	
BARR01	1000 x 300 x 300mm	TMS8
BARR02	1200 x 300 x 400mm	TMS10
BARR03	1400 x 300 x 700mm	TMN6x2
BARR04	900 x 300 x 900mm	TMS8
BARR05	1000 x 300 x 900mm	TMS8
BARR06	1000 x 300 x 700mm	TMS8
BARR07	1000 x 200 x 300mm	TMS8
BARR08	1500 x 300 x 300mm	TMS12
BARR09	1500 x 400 x 400mm	TMS12

window box

BARRWB01	400 x 200 x 230mm	TMS3
BARRWB02	600 x 200 x 230mm	TMS5
BARRWB03	800 x 200 x 230mm	TMS7
BARRWB04	900 x 200 x 230mm	TMS8
BARRWB05	1000 x 200 x 230mm	TMS8
BARRWB06	1200 x 200 x 230mm	TMS10

exterior

BARR10	1000 x 400 x 400mm	TMS8
BARR11	1200 x 500 x 500mm	TMN10x2
BARR12	1500 x 500 x 500mm	TMS12x2

All barrier planters are suitable for both interior and exterior use. The 'exterior' sizes are commonly requested dimensions however we can make bespoke barriers in any size without significant additional tooling costs or delays. Please contact us for a quotation to your exact requirements.



barrier seating

Superbly flexible seating planters suitable for both private and commercial contracts. Different widths and lengths available seating from 1 -10 persons.

Bancs plantés d'utilisation très flexible en usage privé ou public. Différentes largeurs et longueurs disponibles pouvant accueillir de 1 -10 personnes.



RECBEN02



RECBEN01



Colours + Finishes

BS4800 and RAL Classic: Full colour range in textured matt only.

Standard colours: All finishes in textured matt only.

Polished Metallics: N/A.

Textured Metallics: All finishes.

Polished Pearlescents: N/A.

Polished Stardust: N/A.

Natural: All finishes.

Dapple: N/A

See page 275 for all colour and finish options.

Code					
RECBEN01	1000 x	400 x	450	400x240mm	TWC4
RECBEN02	1200 x	400 x	450	400x240mm	TWC4
RECBEN03	1500 x	800 x	450	500x600mm	TWC6
RECBEN04	2000 x	800 x	450	1000x600mm	TMS8x2
RECBEN05	2400 x	1400 x	450	1400x600mm	TMS10x2

suitable for seating

RECBEN01	1 person
RECBEN02	2 persons
RECBEN03	4 persons
RECBEN04	4 persons
RECBEN05	10 persons

See also float seating page 86-87.

cube

Used everywhere and anywhere. Sometimes great design comes naturally and is impossible to beat.

Une forme exceptionnellement polyvalente.

Colours + Finishes

BS4800 and RAL Classic: Full colour range in polished gloss, satin, matt and textured matt finishes.

Standard colours: All finishes.

Polished Metallics: All finishes.

Textured Metallics: All finishes.

Polished Pearlescents: All finishes.

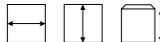



Polished Stardust: All finishes.

Natural: All finishes.

Dapple: All finishes.

See page 275 for all colour and finish options.



Code	  	
CUBEDT01	160 x 160 x 160mm	TMS1
CUBEDT02	200 x 200 x 200mm	TMS1
CUBE0	350 x 350 x 350mm	TWC3
CUBE1	400 x 400 x 400mm	TWC4
CUBE2	500 x 500 x 500mm	TWC4
CUBE3	600 x 600 x 600mm	TWC6
CUBE4	700 x 700 x 700mm	TWC10
CUBE5	1000 x 1000 x 1000mm	TCN8x3
CUBE6	800 x 800 x 800mm	TCN6x2
CUBE7	900 x 900 x 900mm	TCN7x3
CUBE8	1200 x 1200 x 1200mm	TCN9x3


Any size cube can be constructed upon request without significant additional tooling costs or delays. Please contact us with your exact requirements.



tower

The strong lines of the Tower range make it a favourite for paired planting and informal screening.

Les lignes fortes de la gamme Tower en font l'idéal pour la plantation jumelée ou en écran.



Colours + Finishes

BS4800 and RAL Classic: Full colour range in polished gloss, satin, matt and textured matt finishes.

Standard colours: All finishes.

Polished Metallics: All finishes.

Textured Metallics: All finishes.





Polished Pearlescents: All finishes.

Polished Stardust: All finishes.

Natural: All finishes.

Dapple: All finishes.

See page 275 for all colour and finish options.

Code	  	
TOW1	160 x 160 x 200mm	TMS1
TOW2	350 x 350 x 600mm	TWC4
TOW3	350 x 350 x 800mm	TWC4
TOW4	400 x 400 x 1200mm	TWC4/6
TOW5	400 x 400 x 1500mm	TWC4
TOW6	500 x 500 x 1200mm	TWC4/6
TOW7	400 x 400 x 900mm	TWC4
TOW8	400 x 400 x 1800mm	TWC4
TOW9	500 x 500 x 1500mm	TWC4/6
TOW10	500 x 500 x 1800mm	TWC4/6

All towers can be shortened to any height on request.
Any size tower can be constructed upon request without significant additional tooling costs or delays. Please contact us with your exact requirements.



hexagons

A wonderfully complete range of interlocking barriers and planters based on six sided geometric shapes that are available in different heights to produce a huge selection of possible combinations.

Une gamme complète de barrières et bacs qui s'assemblent merveilleusement sur la base de six formes géométriques. Ils sont disponibles en différentes hauteurs, afin de pouvoir produire un grand choix de combinaisons.



HEXAGON arrangement planted with replica Bamboo from our separate Artificial Plant brochure.



GEOHEXBA02



GEOHEXBA01

Colours + Finishes

BS4800 and RAL Classic: Full colour range in polished gloss, satin, matt and textured matt finishes.

Standard colours: All finishes.

Polished Metallics: All finishes.

Textured Metallics: All finishes.

Polished Pearlescents: All finishes.

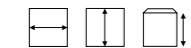
Polished Stardust: All finishes.

Natural: All finishes.

Dapple: All finishes.

See page 275 for all colour and finish options.

Code



GEOHEX01 400 x 350 x a mm

TWC3

GEOHEX02 500 x 440 x b mm

TWC4

GEOHEX03 600 x 530 x b mm

TWC6

barriers

GEOHEXBA01 1000 x 350 x c mm

TMS8

GEOHEXBA02 560 x 350 x a mm

TWC3

measurements are heights available in mm

a - 400, 600, 900




b - 400, 600, 900, 1200

c - 300, 400, 600, 900

for full codes; please see price list



HEXAGON Barriers planted with replica Tillandsia ball head Green Fantasy from our separate Artificial Plant brochure.



pillar

So much more than a cost saving alternative to metal pillars, these are the ultimate space savers. Available in every colour and finish for style without compromise.

Moins cher et plus léger qu'en métal. Disponible dans chaque couleur et finition.

Colours + Finishes

BS4800 and RAL Classic: Full colour range in polished gloss, satin, matt and textured matt finishes.

Standard colours: All finishes.

Polished Metallics: All finishes.

Textured Metallics: All finishes.

Polished Pearlescents: All finishes.

Polished Stardust: All finishes.

Natural: All finishes.

Dapple: All finishes.

See page 275 for all colour and finish options.



Code	 	
PILL01	350 x 600mm	TWC4
PILL02	350 x 750mm	TWC4
PILL03	350 x 900mm	TWC4
PILL04	350 x 1200mm	TWC4
PILL05	430 x 600mm	TWC4
PILL06	430 x 800mm	TWC4
PILL07	430 x 1000mm	TWC4
PILL08	430 x 1200mm	TWC4
PILL09	430 x 1500mm	TWC4

Pillars can be shortened to any height on request.

geo round

A great utility design suitable for almost any location both interior and exterior.

Un design pratique et facilement adaptable à tout type d'endroit à la fois à l'intérieur et à l'extérieur.

Colours + Finishes

BS4800 and RAL Classic: Full colour range in polished gloss, satin, matt and textured matt finishes.

Standard colours: All finishes.

Polished Metallics: All finishes.

Textured Metallics: All finishes.

Polished Pearlescents: All finishes.

Polished Stardust: All finishes.


Natural: All finishes.

Dapple: All finishes.

See page 275 for all colour and finish options.

Code

Code	Dimensions	Watermark
ROD01	400 x 300 x 400mm	TWC3
ROD02	400 x 300 x 750mm	TWC4
ROD03	400 x 300 x 1000mm	TWC4
ROD04	550 x 385 x 650mm	TWC8
ROD05	550 x 395 x 890mm	TWC6
ROD06	800 x 640 x 700mm	TWC12



cylinder

Classic perfect circles with broad lips available in every size including tree planters.

Cylindres parfaits disponibles avec des bords larges dans toutes les tailles y compris les grandes pour les arbres.



Colours + Finishes

BS4800 and RAL Classic: Full colour range in polished gloss, satin, matt and textured matt finishes.

Standard colours: All finishes.

Polished Metallics: All finishes.

Textured Metallics: All finishes.

Polished Pearlescents: All finishes.

Polished Stardust: All finishes.

Natural: All finishes.


Dapple: All finishes.

See page 275 for all colour and finish options.

Code				
CYLIN01	400 x 400	300mm	TWC3	
CYLIN02	500 x 500	400mm	TWC4	
CYLIN03	600 x 600	480mm	TWC6	
CYLIN04	700 x 700	560mm	TWC6	
CYLIN05	800 x 800	640mm	TWC10	
CYLIN06	900 x 900	720mm	TWC12	
CYLIN07	1000 x 1000	800mm	TCN6x3	
CYLIN08	1200 x 1200	960mm	TCN9x3	
CYLIN09	1000 x 400	800mm	TMN6x3	
CYLIN10	1200 x 400	960mm	TMN7x3	
CYLIN11	1500 x 400	1220mm	TMN8x3	

See tree planters (p.242-249) for larger sizes.

Cylinders can be shortened to any height on request.



flare

Elegance personified, an architectural statement in their own right. Now with matching tapered cuboids to tree planter size and the new highly raked Xtreme maxiflare featuring a broad base for extra stability.

Élégance personnifiée, un bac architectural. Maintenant, avec des formes coniques de grande taille et le nouveau Maxiflare Xtreme avec une socle large pour une stabilité augmentée.



Colours + Finishes

BS4800 and RAL Classic: Full colour range in polished gloss, satin, matt and textured matt finishes.

Standard colours: All finishes.

Polished Metallics: All finishes.

Textured Metallics: All finishes.

Polished Pearlescents: All finishes.

Polished Stardust: All finishes.

Natural: All finishes.

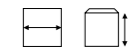
Dapple: All finishes.

See page 275 for all colour and finish options.

Gold, Silver +
Colour leaf finishes
available



Code flare



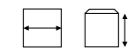
FLA1 350 x 600mm

TWC4

FLA2 400 x 900mm

TWC4

Code maxi flare



MAXFLA1 400 x 1200mm

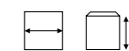
TWC4

MAXFLA2 400 x 1500mm

TWC4



Code



xtreme maxi flare

XTFLA01 400 x 900mm

TWC3

XTFLA02 400 x 1200mm

TWC3

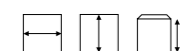
XTFLA03 500 x 1500mm

TWC4

XTFLA04 500 x 1800mm

TWC4

Code



flare cube

FLAC01 400 x 400 x 400mm

TWC4

FLAC02 600 x 600 x 600mm

TWC6/8

FLAC03 800 x 800 x 800mm

TWC10

FLAC04 1000 x 1000 x 1000mm

TCN6x3

FLAC05 1200 x 1200 x 1200mm

TCN8x3





Polished Brilliant White Blob. Please see pages 84-85 for product details.

triangle + diamond

Equilateral tall triangles can be interlocked in different sizes and colours to create features limited only by the imagination. Diamonds are eye-catching space dividers and troughs.

Les grands triangles équilatéraux peuvent s'assembler en différentes tailles et couleurs pour créer des compositions illimitées. Les Geo Diamants sont des jardinières attirantes et originales.

Colours + Finishes

BS4800 and RAL Classic: Full colour range in polished gloss, satin, matt and textured matt finishes.

Standard colours: All finishes.

Polished Metallics: All finishes.

Textured Metallics: All finishes.

Polished Pearlescents: All finishes.

Polished Stardust: All finishes.




Natural: All finishes.

Dapple: All finishes.





See page 275 for all colour and finish options.



Triangle

Code	 	
TRI60	500 x 600mm	TWC4
TRI90	500 x 900mm	TWC4
TRI120	500 x 1200mm	TWC4
TRI150	500 x 1500mm	TWC4

Diamond

Code	  	
DIA30	450/1000 x 300mm	TMS7
DIA70	450/1000 x 700mm	TMS7
DIA100	450/1000 x 1000mm	TMS7



ceramic style

Taking the advantages of glassfibre composite construction to the maximum. This extensive collection features the handmade look, feel and texture of real ceramics and terracotta planters, but with none of the disadvantages. Lightweight, waterproof, frostproof, UV stable, almost unbreakable and available in any colour or finish; now you can specify ceramics anywhere.

Cette collection propose une large palette de contenants présentant l'aspect de la céramique et de la terre cuite. Léger, imperméable, ne craint ni le gel ni les UV, disponibles dans toutes les couleurs et finitions.



ceramic style

pharaoh + hex

A strong statement for feature planting. Polished finishes take full advantage of the reflective patterning.

Un design affirmé pour des plantations exceptionnelles. Les finitions polies mettent en valeur le motif réfléchissant.



pharaoh



hex

Colours + Finishes

BS4800 and RAL Classic: Full colour range in polished gloss, satin, matt and textured matt finishes.

Standard colours: All finishes.

Polished Metallics: All finishes.

Textured Metallics: All finishes.

Polished Pearlescents: All finishes.

Polished Stardust: All finishes.

Natural: All finishes.

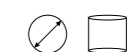
Dapple: All finishes.

See page 275 for all colour and finish options.

Code

PHAR01 390 x 500mm

PHAR02 600 x 750mm



390 x 500mm

600 x 750mm



TWC4

TWC10

Code

HEX01 660 x 800mm



660 x 800mm



TWC10



sphere

Planter balls with hand thrown appeal in stepped sizes.

Les sphères existent en plusieurs tailles.

Colours + Finishes

BS4800 and RAL Classic: Full colour range in polished gloss, satin, matt and textured matt finishes.

Standard colours: All finishes.

Polished Metallics: All finishes.

Textured Metallics: All finishes.

Polished Pearlescents: All finishes.





Polished Stardust: All finishes.

Natural: All finishes.

Dapple: All finishes.

See page 275 for all colour and finish options.



Code				
SPHER01	470 x 375	300mm	TWC3	
SPHER02	640 x 505	440mm	TWC4	
SPHER03	800 x 640	500mm	TWC8	



antoINETTE

Fluted vases and planters with a rough, earthen finish.

Specify textured for a smoother, rippled look or natural finishes for rustic stoneware.

Vases et contenants évasés avec finition rugueuse. Spécifier texturé pour un résultat plus lisse, ou 'Naturel' pour un effet rustique.



Colours + Finishes

BS4800 and RAL Classic: Full colour range in polished gloss, satin, matt and textured matt finishes.

Standard colours: All finishes.

Polished Metallics: All finishes.

Textured Metallics: All finishes.




Polished Pearlescents: All finishes.




Polished Stardust: All finishes.

Natural: All finishes.

Dapple: All finishes.

See page 275 for all colour and finish options.

Code	 	
ANTVA1	300 x 700mm	TWC2
ANTVA2	380 x 900mm	TWC3
ANTVA3	500 x 1200mm	TWC4/6
ANTVA4	670 x 1600mm	TWC6/8

Code	 	
ANTPL1	420 x 400mm	TWC4
ANTPL2	500 x 500mm	TWC6
ANTPL3	650 x 650mm	TWC8
ANTPL4	800 x 800mm	TWC10/12

cubis

A perennial bestseller and ceramic style alternative to the Kubik from the Spirit range.

Un best-seller durable et une alternative en style céramique de modèle Kubik.

Colours + Finishes

BS4800 and RAL Classic: Full colour range in polished gloss, satin, matt and textured matt finishes.

Standard colours: All finishes.

Polished Metallics: All finishes.

Textured Metallics: All finishes.

Polished Pearlescents: All finishes.

Polished Stardust: All finishes.

Natural: All finishes.

Dapple: All finishes.

See page 275 for all colour and finish options.



Code			
CU1	180 x 180 x 220mm		TMS1
CU2	300 x 300 x 350mm		TWC2
CU3	340 x 340 x 600mm		TWC4
CU4	380 x 380 x 900mm		TWC4
CU5	230 x 230 x 180mm		TMS2
CU6	500 x 200 x 200mm		TMS4
CU7	900 x 300 x 250mm		TMS8
CU8	450 x 450 x 610mm		TWC6
CU9	460 x 460 x 910mm		TWC8

cleopatra

Featuring stylish barriers and troughs to complement tall ceramic vases.

Des bacs ronds et ovales, style céramique.

Colours + Finishes

BS4800 and RAL Classic: Full colour range in polished gloss, satin, matt and textured matt finishes.

Standard colours: All finishes.

Polished Metallics: All finishes.

Textured Metallics: All finishes.

Polished Pearlescents: All finishes.

Polished Stardust: All finishes.

Natural: All finishes.

Dapple: All finishes.

See page 275 for all colour and finish options.



Code			
CLEO1	235 x 200mm		TMS1
CLEO2	395 x 400mm		TWC4
CLEO3	395 x 600mm		TWC4
CLEO4	460 x 900mm		TWC4/6
CLEO5	460 x 1200mm		TWC4/6
Code			
CLEO6	560 x 310 x 500mm		TMS4
CLEO7	680 x 440 x 300mm		TMS5
CLEO8	680 x 440 x 630mm		TMS5



bodacia

Classic ceramic egg pots and low wide bowls.

Pots en style céramique en forme d'œuf, coupes basses et larges.



Colours + Finishes

BS4800 and RAL Classic: Full colour range in polished gloss, satin, matt and textured matt finishes.

Standard colours: All finishes.

Polished Metallics: All finishes.

Textured Metallics: All finishes.

Polished Pearlescents: All finishes.

Polished Stardust: All finishes.

Natural: All finishes.

Dapple: All finishes.

See page 275 for all colour and finish options.

Code



BOD1 440 x 410mm

TWC4

BOD2 550 x 460mm

TWC6

BOD3 670 x 560mm

TWC8

BOD4 700 x 850mm

TWC10

Code



BOD5 760 x 420mm

TWC8

BOD6 970 x 500mm

TWC10



julius

solid, ribbed and incredibly strong



julius

Strong, close ribbing makes this a contemporary classic and favourite for tree planters and roof gardens. Features a huge range of standard sizes and the option to build any other size to order.

Les nervures fortes et étroites en font un classique pour les bacs à arbres et les toitures jardins. Avec une large gamme de tailles standard et la possibilité du sur mesure.

Colours + Finishes

BS4800 and RAL Classic: Full colour range in polished gloss, satin, matt and textured matt finishes.

Standard colours: All finishes.

Polished Metallics: All finishes.

Textured Metallics: All finishes.

Polished Pearlescents: All finishes.

Polished Stardust: All finishes.

Natural: All finishes.

Dapple: N/A

See page 275 for all colour and finish options.

Code		
EMJU05	200 x 200 x 200mm	TMS1
EMJU01	380 x 380 x 400mm	TWC4
EMJU23	450 x 450 x 1000mm	TWC4
EMJU06	500 x 500 x 500mm	TWC6
EMJU10	600 x 600 x 500mm	TWC8
EMJU22	600 x 600 x 800mm	TWC8
EMJU11	700 x 700 x 600mm	TWC10
EMJU12	800 x 800 x 700mm	TWC10
EMJU13	1000 x 1000 x 1000mm	TCN6 (3)
EMJU14	1200 x 1200 x 1000mm	TCN9 (4)
EMJU20	1500 x 1500 x 1200mm	TCN12 (5)
EMJU21	2000 x 1200 x 1000mm	TCN18 (4)
EMJU02	380 x 380 x 600mm	TWC4/6
EMJU03	380 x 380 x 900mm	TWC4/6
EMJU04	380 x 380 x 1200mm	TWC4/6
EMJU07	500 x 500 x 700mm	TWC6
EMJU08	500 x 500 x 900mm	TWC6/8
EMJU09	500 x 500 x 1200mm	TWC6/8

Code		
EMJU15	400 x 200 x 200mm	TMS3
EMJU16	600 x 200 x 200mm	TMS4
EMJU17	900 x 200 x 200mm	TMS8
EMJU18	1000 x 300 x 300mm	TMS8
EMJU19	1000 x 300 x 700mm	TMS8

Many other barrier sizes available. Please ask for a quotation.



EMJU03

EMJU06

EMJU18

EMJU19

julius octavia

Elegant tall fluted squares with the Julius feature ribbing.

Grandes colonnes évasées et nervurées.

Colours + Finishes

BS4800 and RAL Classic: Full colour range in polished gloss, satin, matt and textured matt finishes.

Standard colours: All finishes.

Polished Metallics: All finishes.

Textured Metallics: All finishes.

Polished Pearlescents: All finishes.


Polished Stardust: All finishes.

Natural: All finishes.

Dapple: N/A

See page 275 for all colour and finish options.

Code		
JULOC01	320 x 320 x 600mm	TWC3
JULOC02	400 x 400 x 900mm	TWC4
JULOC03	400 x 400 x 1200mm	TWC4
JULOC04	400 x 400 x 1500mm	TWC4



garden classics

Despite the name, like all the Livingreen Design range, Garden Classics can be used as both garden and interior planters. However, these ranges have a distinct exterior flavour with design influences from throughout the world.

En dépit du nom, comme toutes la collection Living Green Designs, les classiques de jardin peuvent être employés en extérieur et en intérieur.



garden
classics

rose

Inspired by the Medieval rose and based on ancient lead panels, these incredibly detailed planters can also be specified as both watertanks (with optional lid) and self contained fountains (with optional backplate). Add your own initials, dates or names for a personalised planter that will last a lifetime.

Inspiré par la rose médiévale et basé sur des panneaux de plomb anciens, ces bacs incroyablement détaillés peuvent également être spécifiés comme réserves d'eau (avec couvercle en option) et fontaines (avec une plaque en option). Ajouter vos propres initiales, les dates ou les noms pour un bac personnalisé qui durera toute une vie.

Colours + Finishes

BS4800 and RAL Classic: Full colour range in textured matt only.

Standard colours: All finishes in textured matt only.

Polished Metallics: N/A.

Textured Metallics: All finishes.

Polished Pearlescents: N/A.

Polished Stardust: N/A.

Natural: All finishes.

Dapple: N/A

See page 275 for all colour and finish options.







ROSWB02



ROSE04



ROSEF02

Code	  	
ROSE01	650 x 650 x 440mm	TWC8
ROSE02	940 x 430 x 640mm	TMN8x 2
ROSE03	520 x 520 x 520mm	TWC4
ROSE04	800 x 800 x 800mm	TWC10/12

window box

ROSWB01	530 x 240 x 230mm	TMS4
ROSWB02	940 x 240 x 230mm	TMS8

fountain

ROSEF01	940 x 430 x 640mm (Back panel HT 1040mm)
ROSEF02	530 x 240 x 230mm (Back panel HT 760mm)



ROSEF01 (aged lead)



balmoral

Accurate replicas of Elizabethan original lead panelling creates a splendid selection of period planting boxes and troughs.

Répliques exactes de panneaux en plomb d'origine élisabéthaine, une gamme de jardinières d'époque.

Colours + Finishes

BS4800 and RAL Classic: Full colour range in polished gloss, satin, matt and textured matt finishes.

Standard colours: All finishes.

Polished Metallics: All finishes.

Textured Metallics: All finishes.

Polished Pearlescents: All finishes.

Polished Stardust: All finishes.

Natural: All finishes.

Dapple: N/A.

See page 275 for all colour and finish options.



BALMOR04



BALMOR05


Code				
BALMOR01	360 x 380 x 340mm			TWC3
BALMOR02	750 x 380 x 340mm			TCS6
BALMOR03	1100 x 380 x 340mm			TCS9
BALMOR04	520 x 520 x 400mm			TWC6
BALMOR05	1000 x 520 x 400mm			TCS9
BALMOR06	1500 x 520 x 400mm			TCS12



BALMOR06 (textured graphite)



Detail (antique lead)



BALMOR06 (antique lead)

cardinal

Decorated with Tudor roses, Cardinal planters have been crafted from an original 16th Century lead original pattern to create a flexible range of ancestral planters.

Décoré avec des roses Tudor, les bacs Cardinal ont été conçus à partir d'un modèle original en plomb du 16ème siècle.

Colours + Finishes

BS4800 and RAL Classic: Full colour range in textured matt only.

Standard colours: All finishes in textured matt only.

Polished Metallics: N/A.

Textured Metallics: All finishes.

Polished Pearlescents: N/A.





Polished Stardust: N/A.

Natural: All finishes.

Dapple: N/A

See page 275 for all colour and finish options.



Code	  	
CARDIN01	200 x 200 x 220mm	TMS1
CARDIN02	360 x 400 x 400mm	TWC3
CARDIN03	800 x 800 x 800mm	TWC8
CARDIN04	1000 x 350 x 400mm	TCS9

window box

CARDWB01	400 x 200 x 220mm	TMS3
CARDWB02	600 x 200 x 220mm	TMS5
CARDWB03	1000 x 200 x 220mm	TMS8



CARDWB02 (aged lead)

CARDIN03 (antique lead)

bell

Ideal for larger scale planting both for trees and to create lush, wide planter beds.

Idéal pour les grands arbres et arbustes.

Colours + Finishes

BS4800 and RAL Classic: Full colour range in polished gloss, satin, matt and textured matt finishes.

Standard colours: All finishes.

Polished Metallics: All finishes.

Textured Metallics: All finishes.

Polished Pearlescents: All finishes.

Polished Stardust: All finishes.

Natural: All finishes.


Dapple: N/A

See page 275 for all colour and finish options.



Code

Code	Dimensions	Watermark
BELL1	600 x 300mm	TWC4
BELL2	900 x 450mm	TWC6
BELL3	1200 x 600mm	TCN6x3
BELL4	1500 x 960mm	TCN9x3



Bell 4 featuring integral pallet base

Highly realistic copper blue finish

beevasse

The spectacular beehive vase.

All the beauty of the originals but in every colour and finish.

Leur vase spectaculaire. Toute la beauté des originaux en terre cuite mais disponible dans chaque couleur et finition.

Colours + Finishes

BS4800 and RAL Classic: Full colour range in textured matt only.

Standard colours: All finishes in textured matt only.

Polished Metallics: N/A.

Textured Metallics: All finishes.

Polished Pearlescents: N/A.





Polished Stardust: N/A.

Natural: All finishes.

Dapple: N/A

See page 275 for all colour and finish options.



Code				
BEEVA1	540 x 1400	390mm (Vase)	TWC4	
BEEVA2	540 x 900	390mm (Vase)	TWC4	




brunel

Influenced by the great Victorian engineer with folded riveted 'iron' detailing. The only choice for modern and historic industrial architecture.

Inspiré par le grand ingénieur victorien avec détails de fer plié et riveté.



Aged lead



Rust detail



Copper blue



BRU9 with optional tap and lid



BRU7

Colours + Finishes

BS4800 and RAL Classic: Full colour range in polished gloss, satin, matt and textured matt finishes.

Standard colours: All finishes.

Polished Metallics: All finishes.

Textured Metallics: All finishes.

Polished Pearlescents: All finishes.

Polished Stardust: All finishes.

Natural: All finishes.

Dapple: N/A.

See page 275 for all colour and finish options.

Code	  	
cube		
BRU1	400 x 400 x 400mm	TWC4
BRU2	500 x 500 x 500mm	TWC4
BRU3	600 x 600 x 600mm	TWC6
BRU10	800 x 800 x 800mm	TCN6x3
BRU11	1000 x 1000 x 1000mm	TCN8x3
trough		
BRU8	1000 x 300 x 300mm	TMS8
water tank		
BRU9	1200 x 600 x 800mm	TCS9
tower		
BRU4	450 x 450 x 600mm	TWC4
BRU5	450 x 450 x 750mm	TWC4
BRU6	450 x 450 x 900mm	TWC4
BRU7	450 x 450 x 1200mm	TWC4

kensington

A classical yet modern design suitable for town and country. Available as cubes, tall towers, barriers and window boxes. Bespoke sizes available to order.

Un design classique et moderne adapté à la ville et à la campagne. Disponible sous forme de cubes, tours hautes, barrières et jardinières. Tailles sur mesure disponibles sur demande.



KEN05



KEN01



KEN11

Colours + Finishes

BS4800 and RAL Classic: Full colour range in polished gloss, satin, matt and textured matt finishes.

Standard colours: All finishes.

Polished Metallics: All finishes.

Textured Metallics: All finishes.





Polished Pearlescents: All finishes.

Polished Stardust: All finishes.

Natural: All finishes.

Dapple: N/A.

See page 275 for all colour and finish options.

Code	  	
KEN01	480 x 480 x 400mm	TWC4
KEN02	680 x 680 x 600mm	TWC8
KEN03	900 x 900 x 800mm	TCN7x3
KEN04	1100 x 1100 x 1000mm	TCN8x3
tower		
KEN05	480 x 480 x 700mm	TWC6/12
KEN06	480 x 480 x 1000mm	TWC6/12
barrier		
KEN07	900 x 220 x 220mm	TMS7
KEN08	1080 x 360 x 300mm	TMS8
KEN09	1080 x 480 x 400mm	TMS8
KEN10	1280 x 580 x 500mm	TMN10x2
KEN11	1280 x 380 x 700mm	TMS10



chelsea

Distinctly British panel planters ideal for city planting. Greatly expanded due to popular demand, Chelsea panel planters are now available as large troughs, tree and tall tower planters.

Une gamme considérablement élargie en raison de la demande : Chelsea est maintenant disponible en grandes tailles, jardinières et tours hautes.



Colours + Finishes

BS4800 and RAL Classic: Full colour range in polished gloss, satin, matt and textured matt finishes.

Standard colours: All finishes.

Polished Metallics: All finishes.

Textured Metallics: All finishes.





Polished Pearlescents: All finishes.

Polished Stardust: All finishes.

Natural: All finishes.

Dapple: N/A

See page 275 for all colour and finish options.

Code	  	
CHEL1	300 x 300 x 355mm	TWC2
CHEL2	380 x 380 x 430mm	TWC3
CHEL3	450 x 450 x 535mm	TWC4
CHEL4	610 x 610 x 660mm	TWC6
CHEL7	800 x 800 x 800mm	TCN6x2
CHEL8	1000 x 1000 x 1000mm	TCN8x3
barrier		
CHEL10	600 x 225 x 255mm	TMS4
CHEL9	800 x 225 x 255mm	TMS6
CHEL5	920 x 225 x 255mm	TMS8
CHEL6	1000 x 300 x 300mm	TMS8
CHEL14	1000 x 450 x 450mm	TMS8
CHEL15	1500 x 450 x 450mm	TMS12
CHEL16	1200 x 535 x 535mm	TMS10
CHEL12	1200 x 550 x 700mm	TMN8x2
CHEL13	1800 x 550 x 700mm	TMN7x4
tower		
CHEL11	450 x 450 x 730mm	TWC4



terraces

TERRACES is an exciting new collection of planter, seat and table products that form an integrated approach to landscape design. The range offers the flexible tools that, together with informed planting, help define space and movement and inspire the design of high quality environments within a wide range of public and commercial projects.

TERRASSES est une nouvelle gamme passionnante avec un choix étendu de bacs, sièges et tables qui ensemble forme une approche complète de l'aménagement paysager. La gamme offre des outils flexibles qui, avec une composition végétale professionnelle, aident à définir l'espace et la circulation et inspirent la conception des environnements de haute qualité dans un large éventail de projets publics et commerciaux.



terraces

terraces

Colours + Finishes

Terraces base units, made to a high quality finish in GRP, are available in white as standard. A wide range of colours is available to order.

Table tops, made from hard wearing compact laminate, are available in white as standard. A wide range of colours is available to order.

High quality, easily maintained faux leather is used to cover all seat pads. A wide range of colours is available to order.

Les bases de terrasses sont fabriquées avec une finition de haute qualité en composite résine, elles sont disponibles en blanc en tant que standard. Une large gamme de couleurs est disponible sur commande.

Les plateaux de table, fabriqués à partir de stratifié compact hautement résistant, sont disponibles en blanc en tant que standard. Une large gamme de couleurs est disponible sur commande.

De haute qualité, facile à entretenir, le skaï, similicuir, est utilisé en revêtement pour toutes les galettes de sièges. Une large gamme de couleurs est disponible sur commande.



36TERS01



36TERT02



36TERP02



72TERS01



72TERT01



72TERP01

TERRACES 36°



Code

Seat

36TERS01 770 x 500 x 425

Table

36TERT01 770 x 500 x 425

36TERT02 770 x 500 x 575

36TERT03 770 x 500 x 725

36TERT04 770 x 500 x 875

36TERT05 770 x 500 x 1025

Planter

36TERP01 770 x 500 x 425 550 x 330mm TWC4

36TERP02 770 x 500 x 575 550 x 330mm TWC4

36TERP03 770 x 500 x 725 550 x 330mm TWC4

36TERP04 770 x 500 x 875 550 x 330mm TWC4

36TERP05 770 x 500 x 1025 550 x 330mm TWC4

TERRACES 72°



Code

Seat

72TERS01 1450 x 640 x 425mm

Table

72TERT01 1450 x 640 x 425mm

72TERT02 1450 x 640 x 575mm

72TERT03 1450 x 640 x 725mm

72TERT04 1450 x 640 x 875mm

72TERT05 1450 x 640 x 1025mm

Planter

72TERP01 1450 x 640 x 425 1200 x 330mm TMS10

72TERP02 1450 x 640 x 425 1200 x 330mm TMS10

72TERP03 1450 x 640 x 425 1200 x 330mm TMS10

72TERP04 1450 x 640 x 425 1200 x 330mm TMS10

72TERP05 1450 x 640 x 425 1200 x 330mm TMS10

TERRACES 360°



Code

Table

360TER900T01 900 x 425mm

360TER900T02 900 x 575mm

360TER900T03 900 x 725mm

360TER900T04 900 x 875mm

360TER900T05 900 x 1025mm

Planter

360TER900P01 900 x 425 600mm TWC12

360TER900P02 900 x 575 600mm TWC12

360TER900P03 900 x 725 600mm TWC12

360TER900P04 900 x 875 600mm TWC12

360TER900P05 900 x 1025 600mm TWC12

Terraces 360 1200 seat

360TER1200S01 1200 x 425mm

Terraces 360 1200 table

360TER1200T01 1200 x 425mm

Terraces 360 1200 planter

360TER1200P01 1200 x 425 900mm TMS1

TERRACES 720°



Code

Terraces 720 1500

720TER1500S01 1500 x 425 610mm TWC12

720TER1500ST01 1500 x 425 610mm TWC12

720TER1500STT01 1500 x 425 610mm TWC12

Terraces 720 2000

720TER2000S01 2000 x 425 860mm TCN6 + TCN3 x 2

720TER2000ST01 2000 x 425 860mm TCN6 + TCN3 x 2

720TER2000STT01 2000 x 425 860mm TCN6 + TCN3 x 2

Terraces Planter 1500 (not illustrated)

Use with 72 seating

TER1500P01 1500 x 1200 1380mm



360TER900T01



360TER900P01




360TER1200S01




360TER1200T01



360TER1200P01



720TER1500S01



720TER1500ST01



720TER1500STT01



720TER2000S01



720TER2000ST01

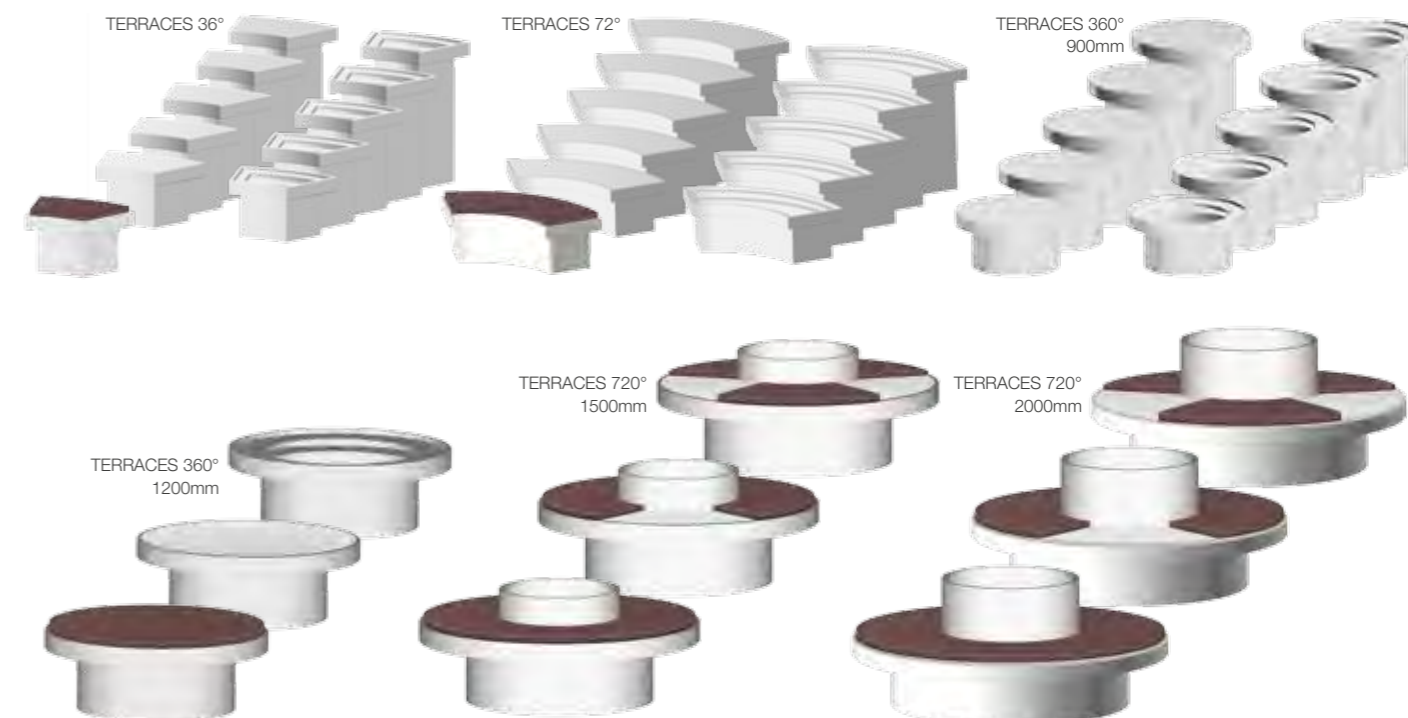
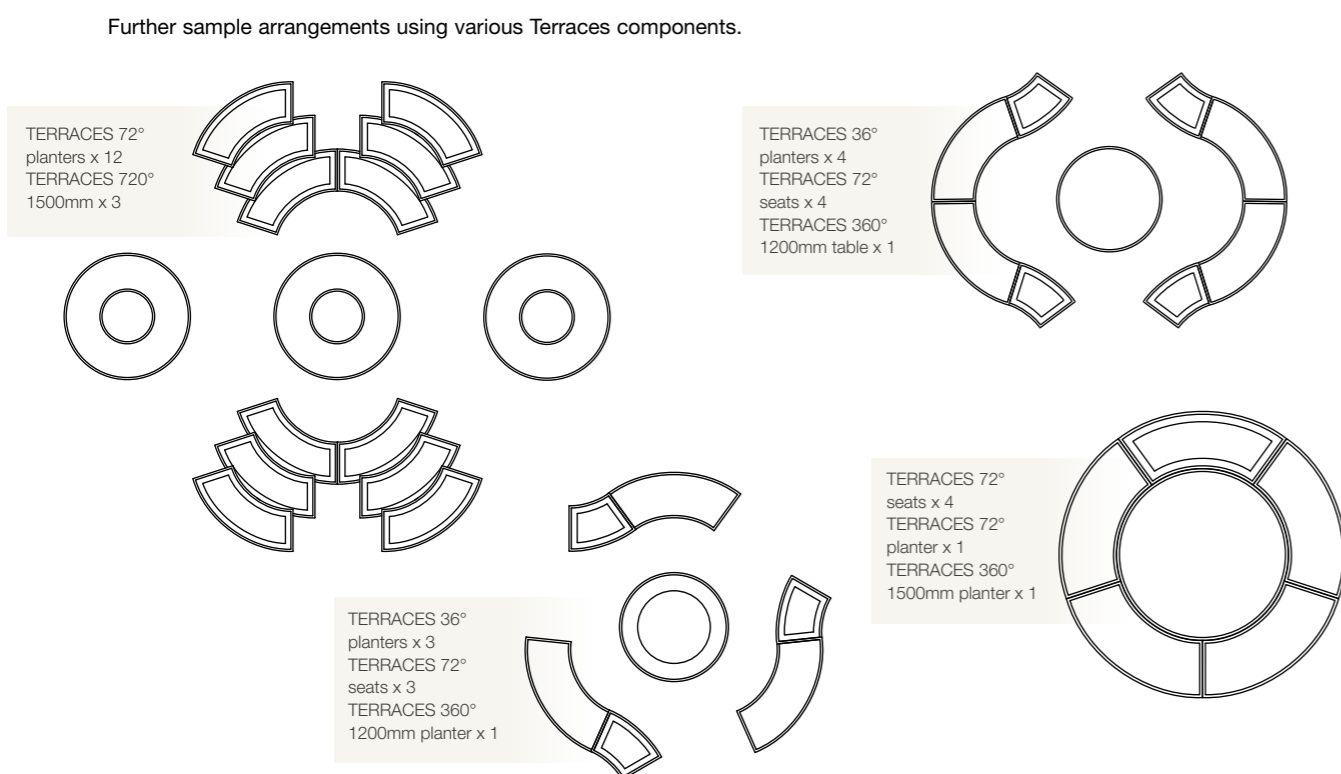


720TER2000STT01

terraces

While any of the Terraces components can be used singularly, they are designed to be combined together to provide integrated layouts featuring planters, seats and tables of varying size and height. The name 'Terraces' refers to its unique capacity for creating tiers of planting as shown below, but equally it can be used for simple planting and seating arrangements on the same plane. The drawings below illustrate some of the possibilities but Terraces is about using the shapes to create novel solutions to interior space planning and letting your imagination run free.

Alors que chaque composant de 'Terrasses' peut être utilisé singulièrement, ils sont conçus pour être combinés ensemble pour fournir des compositions modulables, des sièges et des tables de tailles et hauteurs variables. Le nom 'Terrasses' fait référence à sa capacité unique pour créer des niveaux de plantations comme indiquer ci-dessous, mais également les éléments peuvent être utilisés pour des plantations simples sur le même niveau. Les croquis ci-dessous illustrent quelques possibilités, mais 'Terrasses' consiste à utiliser les formes pour créer des solutions novatrices en décoration d'intérieur et de laisser exprimer librement votre imagination.



tree planters

the largest range available anywhere

Livingreen Design offers the largest and most varied selection of tree planters available anywhere. We classify a tree planter as at least 80 x 80cm and capable of taking at least a 3m specimen. All are suitable for both interior and exterior use in the most demanding of environments. Such is our skill with tree planter design and fabrication we were chosen to create special planters for the James Bond film, Casino Royale.

Bacs à arbres XXL

Livingreen Design offre le plus grand stock et le plus divers choix des bacs à arbres. Ces grands bacs à partir de 90 x 90cm peuvent supporter un arbre d'au moins 3m. Tous conviennent pour l'usage à l'intérieur et à l'extérieur. La qualité de ces modèles nous a permis de réaliser des bacs spéciaux pour le film de James Bond, Casino Royale.



BLOB04 (polished key lime green)



TREE8 (textured metallic silver)



ROSE04 (aged lead)



'Casino Royale', Tuscany planters. © 2006 Danjag, LLC, United Artists Corp, Columbia Pictures Industries

tree planters

Suitable for both interior and exterior use in the most demanding of environments.

Adaptés à la fois pour un usage à l'intérieur et à l'extérieur, dans les environnements les plus exigeants.

Colours + Finishes

All tree planters are available in the finishes shown below.
Certain models are available in further finishes (see page 275).
Please check before ordering.

BS4800 and RAL Classic: Full colour range in textured matt only.

Standard colours: All finishes in textured matt only.

Textured Metallics: All finishes.

Natural: All finishes.



CHEL7 800 x 800mm
CHEL8 1000 x 1000mm
Irrigation: Ask for details



TREE2 1900 x 750mm
Irrigation: 4 No. TCN9



CUBE5 1000 x 1000 x 1000mm
CUBE8 1200 x 1200 x 1200mm
Larger sizes to order please ask
Irrigation: Ask for details



TUSC6 1030 x 820mm
Irrigation: Ask for details



BRU10 800 x 800 x 800mm
BRU11 1000 x 1000 x 1000mm
Irrigation: Ask for details



TREE3 1200 x 1000mm
Irrigation: Ask for details



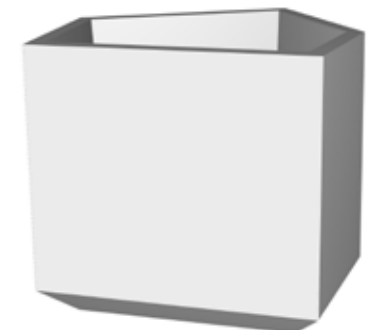
KEN05 900 x 900 x 800mm
KEN06 1100 x 1100 x 1000mm
Irrigation: Ask for details



TUSC7 1500 x 1200mm
Irrigation: Ask for details



CYLIN07 1000 x 1000mm
CYLIN08 1200 x 1200mm
TREE8 1500 x 1200mm
TREE9 2000 x 1200mm
Irrigation: Ask for details



PENTIK10 800 x 800 x 800mm
PENTIK11 1000 x 1000 x 1000mm
Irrigation: Ask for details



FLAC03 800 x 800 x 800 mm
FLAC04 1000 x 1000 x 1000mm
FLAC05 1200 x 1200 x 1200mm
Irrigation: Ask for details



STACU03 800 x 800 x 800 mm
STACU04 1000 x 1000 x 1000mm
Irrigation: Ask for details



EMJU13 1000 x 1000 x 1000mm
EMJU14 1200 x 1200 x 1000mm
EMJU20 1500 x 1500 x 1200mm
EMJU21 2000 x 1200 x 1000mm
Irrigation: Ask for details



BELL4
1500 x 960mm
Irrigation: Ask for details



LUNAS04 1200 x 990
Irrigation: TWC10

tree planters

Suitable for both interior and exterior use in the most demanding of environments.

Adaptés à la fois pour un usage à l'intérieur et à l'extérieur, dans les environnements les plus exigeants.



CIR6 900 x 850mm
Irrigation: TWC12



BILL04 1000 x 1000mm
BILL05 1200 x 1200mm
Irrigation: TWC12



ROSE04 800 x 800 x 800mm
Irrigation: TWC12




QUAD6 900 x 900 x 900mm
Irrigation: TWC12



BEN06 1000 x 1000 x 1000mm
BEN07 1000 x 1000 x 1200mm
BEN08 1200 x 1200 x 1200mm
Irrigation: TWC12



CARDIN03 800 x 800 x 800mm
Irrigation: TWC8



720TER1500S01 1500 x 425
Irrigation: TWC12
720TER2000S01 2000 x 425
Irrigation: TCN6 + TCN3 x 2



BLOB02 975 x 840 x 750 Irrigation: TCN6x2
BLOB03 1100 x 950 x 850 Irrigation: TCN6x3
BLOB04 1540 x 1330 x 1190 Irrigation: TCN9x2




LUNAS04 1200 x 990
Irrigation: TWC10



CIR6 (polished ocean turquoise)



TREE3 (textured flame red with pallet base)



BEN06 (polished dutch orange)



EMJU13 (textured metallic graphite)

tree planters



CUBE5 (aged lead)



QUAD6 (polished metallic graphite)



BILL04 (textured flame red)

watertanks

An unrivalled selection of period Watertanks which can also be turned into fountains on request by fitting a special backplate. A fantastic alternative to ugly plastic tanks, these fibreglass models are 100% frostproof and can be ordered with taps and lids as optional extras. All watertanks can also be used as planters.

Une sélection inégalée de réservoirs d'eau d'époque qui peuvent également être transformée en fontaines d'eau sur demande en rajoutant une plaque spéciale. Une excellente alternative aux réservoirs d'eau en plastique, ces modèles en fibre de verre sont 100% résistant au gel et peuvent être commandés avec un robinet ou couvercle en option.



JULWT01
1000 x 500 x 700mm
julius watertank



ROSE04
800 x 800 x 800mm
rose watertank



CHEL7
800 x 800 x 800mm
CHEL8
1000 x 1000 x 1000mm
chelsea watertank



BRU9
1200 x 600 x 800mm
brunel watertank
shown in rust with optional tap and lid



CARDIN03
800 x 800 x 800mm
cardinal watertank



KEN03
900 x 900 x 800mm
KEN04
1100 x 1100 x 1000mm
kensington watertank

bespoke design

any finish, any shape any size

Livinggreen Design offer a full bespoke design and build service to specifiers. With professional product designers on our team, we can take a sketched idea and using our CAD facility provide you with drawings and 3D models for approval prior to manufacture in glassfibre composites, metals, wood or any combination of these as required. Any size and finish can be supplied, with glassfibre composites particularly suitable for roof gardens or anywhere where weight is an issue. Lighting can easily be incorporated if required as can logos and memorable dates (see page 271).

Design sur mesure

Taille, forme et finition sur mesure

Livinggreen Design offre un service complet de design sur mesure ainsi que des conseils aux prescripteurs. Avec les designers professionnels dans notre équipe, nous pouvons élaborer un croquis et vous fournir des schémas et des modèles 3D pour approbation avant leur fabrication. Ce service est disponible pour les AC, les métaux et le bois. Toutes les tailles et les finitions peuvent être assurées, avec des bacs en fibre de verre convenant particulièrement pour les toitures jardins et terrasses. L'éclairage peut facilement y être incorporé, de même pour les logos et des dates souvenirs (voir la page 236).



Bespoke barriers, aged lead



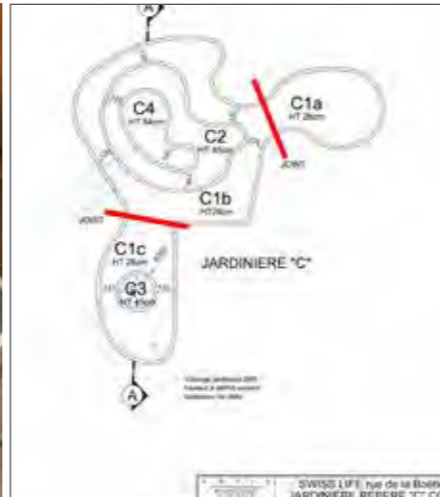
Bespoke water feature

bespoke design

Corporate HQ Paris

An extremely complex job involving the creation of large multilevel highly curved planters, built in sections to be joined on site. Made for an interior atria space, the beds had the added difficulty of needing to form around fixed pillars so an exact fit was required – something accomplished first time without the use of templates.

Un projet extrêmement complexe demandant la création de grands bacs en forme de courbes de plusieurs niveaux, construit en sections à assembler sur place. Conçu pour un espace d'atrium intérieur, les bacs avaient la difficulté supplémentaire de devoir s'intégrer autour de piliers, de sorte qu'un ajustement très précis était nécessaire – le projet a été accompli pour la première fois sans l'utilisation de modèles.

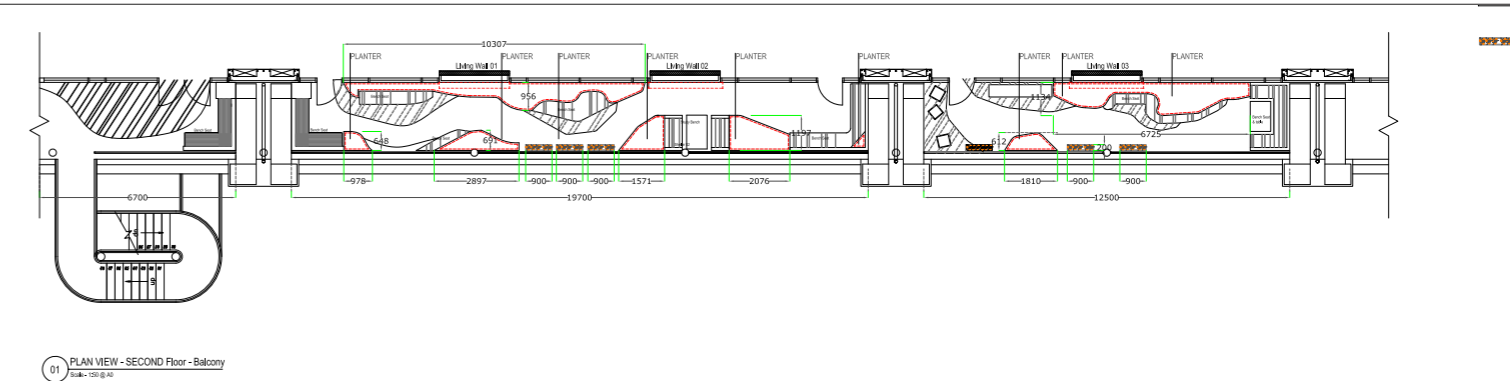


bespoke design

University breakout balcony with seating

Here we took a drawing concept and engineered a solution creating sectional planters that would fit together to form sinuous beds making full use of the narrow space. Seating units were formed to exactly match the shapes of the planters allowing a perfect fit and full implementation of the design concept.

Nous avons reçu un dessin conceptuel et nous avons travaillé sur une solution en fabriquant des bacs en plusieurs parties, qui ensemble, forment des jardinières sinueuses en tirant pleinement parti de l'espace étroit. Les sièges ont été fabriqués pour correspondre exactement aux formes des bacs créant un ensemble parfait et une mise en valeur du concept initial.

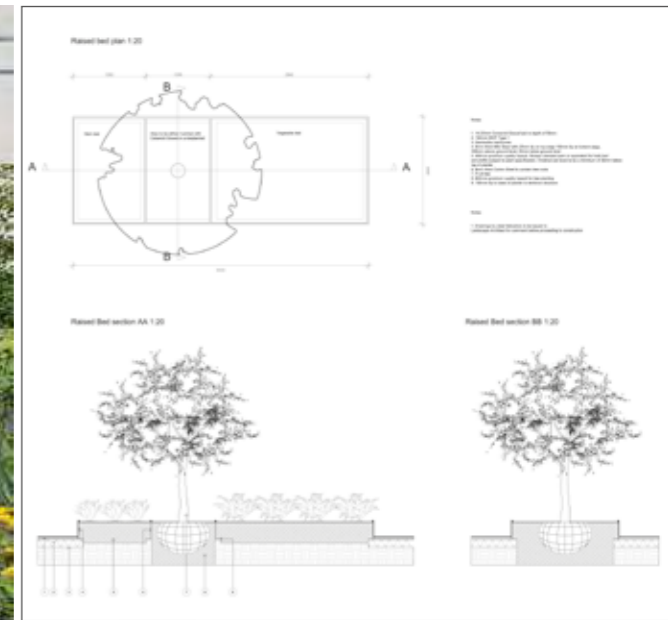


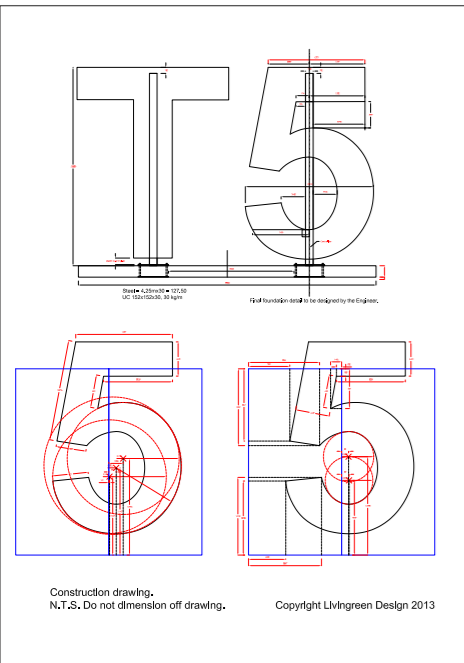


bespoke design

Airport Christmas display

Created for Heathrow Terminal 5, these giant letters and numerals are fully 2.5m tall and incorporated steel girders in their cores for stability, anchorage and strength. All engineering and design was carried out in house by our professional team of product designers.

Créé pour l'aéroport Heathrow, Terminal 5, ces lettres et numéros géants sont d'une hauteur de 2.5m. Elles sont renforcées avec des poutres en acier pour leur stabilité. Toute l'ingénierie et la conception ont été réalisées en interne par notre Bureau d'étude.

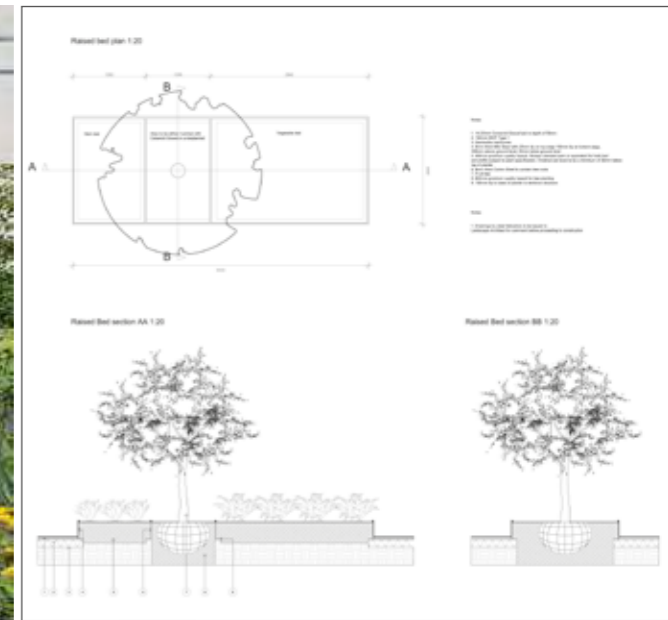


bespoke design

Hertfordshire garden

This BALI Grand Award winning scheme incorporated large modular planter beds, designed to allow multi depth compartmentalised planting. They were produced in our Corten Steel (rust) finish that is indistinguishable from the real material in looks but a fraction of the weight or cost.

Ce projet gagnant de BALI incorporait de grandes jardinières modulaires et compartimentées pour permettre des plantations sur différentes profondeurs. Elles ont été fabriquées avec notre finition Rouille, très fidèle à un aspect 'acier corten', avec pour avantage un poids et un coût très modeste par rapport à une fabrication en métal.

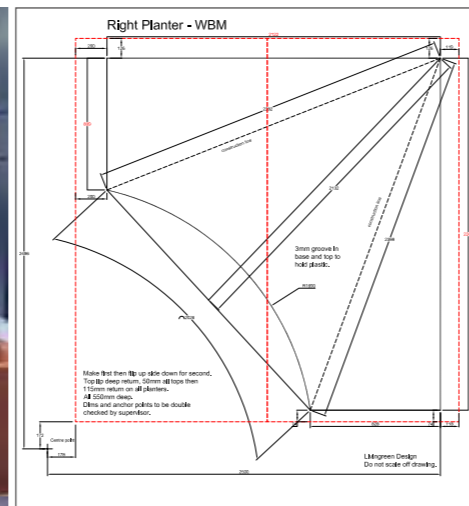
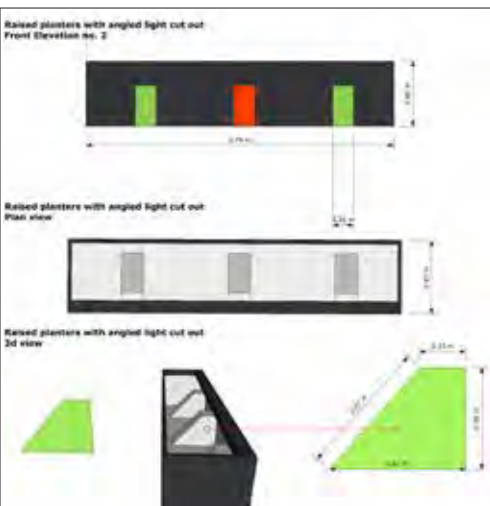


bespoke design


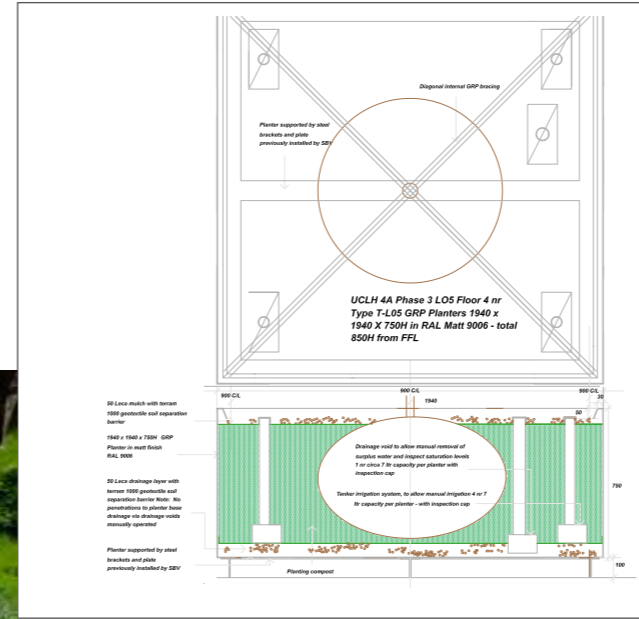
Edinburgh private balcony

A very challenging scheme requiring huge single piece corten steel finish planting beds, a bespoke raised deck pond and water feature and large barrier style planting beds. These units were designed to fit exactly over deck uplighters and incorporated slopping cut outs, painted in different colours for a magical night light show.

Un projet très compliqué sur mesure nécessitant d'énormes jardinières en finition Rouille, aspect acier corten, un bassin sur mesure, une pièce d'eau et des grandes barrières. Ces unités ont été conçues pour correspondre exactement au-dessus des spots d'éclairage et des découpes en pente et réalisées dans des couleurs différentes pour créer une lumière de nuit magique.



Bespoke roof garden on suspended glass roof.
Aménagement sur mesure d'un jardin terrasse sur un toit/verrière.



tanker irrigation

The Tanker sub soil irrigation system is the natural choice for cost-effective watering of planters, planting beds and tree pits in both exterior and interior schemes. Incredibly simple to use, all Tanker systems consist of a tank or reservoir positioned under the rootball of the plants and linked to the surface by a flexible or rigid filler pipe. Water is then transported from the tank to the soil as required via a specially designed Geotextile wick which works with any reasonably good soil or compost. Depending upon the size of the area to be irrigated, the tanks can be linked together to form a network, replicating the Earth's natural water table and providing ideal conditions for root growth.


Arrosage par réserve d'eau

La traduction en français de 'Tanker'-réserve d'eau, est téléchargeable en format PDF sur notre site www.livinggreendesign.net



One tank on every planter at no extra cost

Fitting tanker water cell...



Simplicity itself



Fitting Tanker Modular network up to 4m long with full automation to restricted depth roof garden for fine turf

tanker irrigation

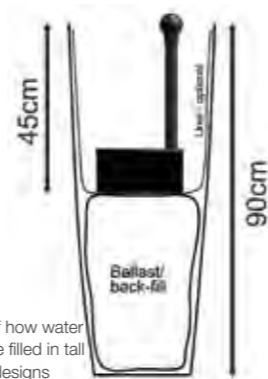
There are many proven advantages of using Tanker:

- **Less frequent watering:** independent research by the University of Reading has conclusively proved that plants in containers, hanging baskets or planting beds and irrigated using Tanker systems require watering only half as frequently as those planted without. Councils and landscapers have been able to slash maintenance labour budgets by using special Tanker hanging baskets, pillar and railings planters and also by retro fitting Tanker units to existing planters. For private gardens, home owners halve the burden of keeping their planters watered and can go on holiday in the summer with less worry about what they will find on their return.

- **Water conservation:** As water is delivered straight to the rootball only as required by the plant, Tanker systems greatly reduce the amount of water required to irrigate any plant display. Even in a sealed system, such as a planter, the documented saving is at least 30% – for exterior beds, hanging baskets and drained planters, the savings will be much greater. With water restrictions a regular feature in many areas, this aspect of the system is becoming increasingly important to our customers.
- **Healthier, better looking plants:** Tanker only delivers water to the roots as needed, eliminating the flood/drought cycle experienced by manually watered plants. Soil moisture is optimised and the plant does not experience water stress. The result is a denser, larger rooting system and more compact, healthier growth above

ground. Councils using the system report that the displays produced using bedding plants are the best they have ever experienced with more and larger flowers and growth so vigorous that in some cases it had to be cut back – and all achieved with less than half the watering visits previously required.

- Pays for itself in 3-6 months: Depending upon the frequency of watering previously required, the labour saving alone will pay for these incredibly cost-effective units within 6 months. When you take into account that plants establish faster and are healthier long-term when watered using the system then other savings are guaranteed in plant replacement costs.



Schematic of how water cell should be filled in tall planter designs



Typical Water Cell installation



Various network options for Modular and Cylinder systems



Water Cell

There are Tanker systems to fit almost every possible situation.

WATER-CELL

- Tanker Water Cell: sealed reservoirs for irrigating individual planters. Available in sizes from 2l - 12l. Suitable for planters up to 900mm diameter.



Code	Litres	 
TWC2	2	220 x 60mm
TWC3	3	220 x 75mm
TWC4	4	220 x 113mm
TWC6	6	343 x 80mm
TWC8	8	343 x 100mm
TWC10	10	343 x 125mm
TWC12	12	343 x 150mm

Tanker Modular

MODULAR

- Tanker Modular: Available in both Solo (for individual planters) and Network (for larger planters and large beds). Modular units are just 50mm thick and 120mm wide making them ideal for trough planting, window boxes and containers where planting depth is limited. Modular Network is popular for planting beds where very large links can be constructed. Special units up to 4m long can be specified to irrigate lawns, bowling greens, golf greens etc.



Code	Litres	  
TMS1	0.75	125 x 120 x 55mm
TMS1.5	1.0	150 x 120 x 55mm
TMS2	1.2	200 x 120 x 55mm
TMS2.5	1.5	250 x 120 x 55mm
TMS3	1.8	300 x 120 x 55mm
TMS4	2.4	400 x 120 x 55mm
TMS5	3.0	500 x 120 x 55mm
TMS6	3.6	600 x 120 x 55mm
TMS7	4.2	700 x 120 x 55mm
TMS8	4.4	800 x 120 x 55mm
TMS10	6.0	1000 x 120 x 55mm
TMS12	7.2	1200 x 120 x 55mm
TMS15	9.0	1500 x 120 x 55mm
TMS20	12.0	2000 x 120 x 55mm

Network

TMN1	0.75	125 x 120 x 55mm
TMN2	1.2	200 x 120 x 55mm
TMN3	1.8	300 x 120 x 55mm
TMN4	2.4	400 x 120 x 55mm
TMN5	3.0	500 x 120 x 55mm
TMN6	3.6	600 x 120 x 55mm
TMN7	4.2	700 x 120 x 55mm
TMN8	4.4	800 x 120 x 55mm
TMN10	6.0	1000 x 120 x 55mm
TMN12	7.2	1200 x 120 x 55mm
TMN15	9.0	1500 x 120 x 55mm
TMN20	12.0	2000 x 120 x 55mm

Additional modular sizes up to 4 metres long available on request.



tanker irrigation

CYLINDER

- **Tanker Cylinder:** Like Modular, Cylinder is available in Solo and Network forms but its larger, circular calliper lends its use to very large tree planters, tree pits, car park beds, roundabouts etc.



Tanker Cylinder


Code	Litres		
TCS3	3	330 x 110mm	
TCS6	6	660 x 110mm	
TCS8	8	800 x 110mm	
TCS9	9	900 x 110mm	
TCS12	12	1300 x 110mm	
TCS15	15	1500 x 110mm	
TCS20	20	2000 x 110mm	

Network

TCN3	3	330 x 110mm
TCN6	6	660 x 110mm
TCN8	8	800 x 110mm
TCN9	9	900 x 110mm
TCN12	12	1300 x 110mm
TCN15	15	1500 x 110mm
TCN20	20	2000 x 110mm

Water Level Indicator

- **Tanker Water Level Indicator:** For use in interior landscaping, the indicators are variable straight tubes fitted with a ball float and rod that provide an excellent indication of the depth of water at the base of any planter – perfect for Hydroculture and half-hydroculture growing systems. They are also useful in large sealed tree planters to indicate if there is excess water in the planter. Also available as a filler pipe with a removable lid and no indicator mechanism.



Code		
WLI25	32mm	250mm
WLI30	32mm	300mm
WLI35	32mm	350mm
WLI40	32mm	400mm
WLI45	32mm	450mm
WLI50	32mm	500mm
WLI60	32mm	600mm
WLI70	32mm	700mm
WLI100	32mm	1000mm



Each system can be specified with a number of accessories to fit different requirements.

- **Filler pipes:** A no cost choice of flexible or rigid filler pipe is available on both Water Cell and Modular Tanker systems. The flexible pipe is supplied in lengths up to 50m and can be cut to any size (see page 266). As it can also be bent around corners, it is the perfect choice for larger tree planters, for most exterior applications and for unusual size planters. The flexible pipe can be fitted with a water level indicator which is manually cut to size. Rigid pipes are pre-fitted with a ball float indicator, can be purchased in 5cm incremental lengths and are simply pushed into the tanks for fitting, making this the best and simplest solution for the majority of interior planters. Tanker Cylinder can only be fitted with flexible pipe and cannot be fitted with a water level indicator – however levels can still be read using a Dip Stick (see page 266).

- **Caps:** A choice of caps is available including Freeflow, Standard and Funnel. The Freeflow cap was designed specifically for use by interior landscapers. Open to the air for maximum soil aeration it is tamper proof and attaches securely to either the rigid or flexible pipe. The cap does not open and instead water is poured through a gate of specially shaped fins which are profiled to guide the water freely down the filler pipe without splash back from either bowser or watering can. The cap also features space to add a full colour bespoke advertising message – usually a company logo plus telephone number and web address. Freeflow caps also contain the water level indicator rod which is viewed through the fins and must be used with both rigid and flexible filler pipe where a water level indicator mechanism is fitted. Standard caps are the usual choice for exterior use or where a water level indicator is not required. The cap simply pushes over the end of the filler pipe making a very discrete closure. The Funnel is essentially an open version of the Freeflow cap and is fitted as standard to hanging baskets and pillar planters. A cover cap is available for the funnel making it a suitable alternative to the standard cap.

TANKER IRRIGATION

Rigid Filler Pipe

Code		
RFP25	32mm	250mm
RFP30	32mm	300mm
RFP35	32mm	350mm
RFP40	32mm	400mm
RFP45	32mm	450mm
RFP50	32mm	500mm
RFP60	32mm	600mm
RFP70	32mm	700mm
RFP100	32mm	1000mm



Accessories



Freeflow Cap



Standard Cap



Funnel

tanker irrigation

- **Wick:** Tanker Wick are geotextile strips fitted to every Tank and are the heart of the system. As they are manufactured from a special combination of woven plastics, they will never deteriorate when left undisturbed. However where frequent replanting of planters is necessary, for example, hanging baskets and containers planted with bedding plants, it may become necessary to replace the wicks after a number of years. This can easily be carried out for all the Water Cell systems and wicks are supplied for each unit size pre-cut to length. Modular systems, due to their design, are much less likely to require new wicks but if eventually this does become necessary then the units can be returned to us for refurbishment.
- **Dip Sticks:** Tanker Dip sticks are flexible capillary rods that can be put down the filler tube and pulled out to show the exact depth of water in that tank or planter. For use where water level indicators cannot be used and particularly suitable for large tree planters. Custom sizes available.
- **Floats:** Polystyrene floats suitable for use with the flexible filler pipe only. Cut to size. Supplied FOC with new flexible filler pipe installations where requested.
- **Stoppers:** These are used to seal the ends of Network units at the end of a run or to convert a network unit into a Solo tank. Supplied FOC with every new Network installation.
- **Flexible pipe:** Available in up to 50m lengths, this is both the connecting pipe between Network Tanks and also an optional filler tube instead of the rigid pipe system. Appropriate lengths are supplied FOC with new Solo and Network systems where required.

Accessories



Wick



Dip-stick



Float for flexible tube



Stopper for network systems



Flexible filler or connecting pipe per metre

tanker – research proven

“ In summary, planters containing Tanker systems will save you half your costs of watering while providing a more attractive, healthier plant with a much stronger and better developed root system.”

Tanker was invented some 25 years ago and at least two installations from that period survive and are still functioning perfectly today. However, to further prove the effectiveness of the system, and in particular its potential to dramatically cut the costs of watering seasonal exterior displays, Tanker has recently been the subject of intensive research at the world renowned University of Reading Horticultural Technology Unit.

The trials were carried out on typically planted interior office plant displays and also on contractor style hanging baskets, window boxes and exterior planters. In every case identical control units were set up without Tanker being fitted. All the units were watered whenever the soil moisture content fell below a predetermined point as measured by use of a Theta probe. The exterior planters were assessed for 70 days and the interior for 5 months before a destructive analysis was carried out to look at the root systems and the fresh weights of the plant material in each. The results are shown in the panel opposite and conclusively prove that fitting Tankers will both save money on maintenance and improve plant quality.



Above: Interior planter clearly showing superior plant development in Tanker (bottom) fitted planters after 70 days of trials.

Top: Roots systems: left – without Tanker; right – with Tanker
Bottom: Tanker fitted window boxes - Day 56

Proof Positive

A summary of results of trials conducted at the University of Reading summer 2004 on hanging baskets, window boxes, patio planters & interior displays.

- *The use of Tanker systems in all situations tested halved the number of watering visits required to maintain the plants.*
- *The amount of moisture in the soil was always more controlled with Tanker systems present – they were less likely to be either very wet or very dry – promoting better plant development.*
- *The plants in the Tanker watered units looked visually more pleasing than those in the control units having a better, more compact growth pattern.*
- *The root systems of the Tanker grown plants were far better developed than those that were top watered only. In exterior trials, the roots reached the bottom of the planters and formed dense masses while also being thicker and fleshier.*
- *Interior trials using Tanker or top watering alone proved that Tanker watered units required at least 30% less water and still produced a better display.*

planter options

introduction

In addition to our huge selection of standard planters we offer many different ways to customize these giving you a bespoke product for a relatively small additional cost.

The options available range from decorative, which include luxury metallic leaf finishes and special paint effects to purely functional, such as our castor and pallet bases. In addition, fire retardant (FR) construction can be specified for use in sensitive public spaces while we employ our own sign writers to ensure logos and messages can be applied to our units in the factory for an excellent price.

As well as the possibilities featured in the pages following, don't forget that we can also manufacture replica Buxus hedging and topiary for pre-fitting at the factory to almost any planter in this catalogue. We also offer a great range of replica plants which we will seal into units of your choice and can even deliver the completed displays to site for you to simply place into position.

Of course the ultimate option is our fully bespoke offering where we will create a unique planter to your exact specification – see pages 250-258 for full details.

introduction

En plus de notre immense sélection de cache-pots standards, nous vous offrons plusieurs façons de les personnaliser, moyennant un coût additionnel minime, afin que vous obteniez un produit sur mesure entièrement conforme à vos exigences.

Les options disponibles peuvent être décoratives ou fonctionnelles. Elles incluent les luxueuses finitions de feuille métallique et les effets de peinture, ainsi que des options plus fonctionnelles, telles que les bases mobiles et palettes. De plus, nos conceptions retardateur de feu (FR) répondent aux exigences nécessaires afin de pouvoir être utilisées dans les espaces publics. Étant donné que nous employons nos propres créateurs d'affiches, vos logos et messages peuvent être appliqués sur les unités à même l'usine, et ce à un excellent prix.

En plus des choix mis en vedette dans les pages suivantes, n'oubliez pas que nous pouvons également fabriquer des haies Buxus artificielles et des arbres formés, préfabriqués afin qu'ils soient compatibles avec pratiquement tous les cache-pots offerts dans ce catalogue. Nous disposons aussi d'une grande variété de plantes artificielles que nous encastrons dans les unités de votre choix. Nous pouvons même vous livrer les produits assemblés. Vous n'aurez qu'à le mettre en place.

Bien entendu, l'option ultime est notre service entièrement sur mesure. Nous concevons un cache-pot unique, exactement conforme à vos exigences – voir pages 250-258 pour en savoir plus.

fire-retardant construction

All our planters can, for additional cost, be manufactured using fire retardant gels and resins to produce a product that meets the British Standards Class 0 and Class 1 and the French Standard Class M1. These products are ideal for use in public areas and meet the requirements of government legislation. Each order for FR planters will be accompanied by a certificate stating the type of manufacture of the items ordered and the Standards met. The certificates can be issued in other languages than English on request. Please note that our standard products do not meet these FR standards and it is essential to order the planters as FR if this is what is required.

fabrication ignifugée

Tous nos bacs peuvent, pour un coût additionnel et sur devis, être fabriqués en utilisant des gels et les résines ignifugés pour produire un produit qui répond aux réglementations : British Standards Classe 0 et Classe 1, et pour la réglementation française M1. Ces produits sont idéaux pour une utilisation dans les espaces publics et répondre aux exigences des normes incendies en vigueur. Chaque commande de bacs non feu sera accompagnée par un certificat indiquant le type de fabrication des articles commandés et les normes respectées. Les certificats peuvent être émis dans d'autres langues que l'anglais sur demande. Notez que nos produits standards ne sont pas conformes aux normes non feu donc il est indispensable de commander les bacs en précisant clairement quand ils devraient être ignifugés.



Bespoke FR Christmas tree surrounds for UK Train Stations

lighting

Most planters can be specified to include lighting options for both interior and exterior use. These will be low voltage LED units powered by transformers. Both white and coloured or colour changing lights can be fitted and the number and their location is entirely up to you to specify. All electrics are contained within a sealed waterproof compartment within the planter which is reached via an access panel. Where the planter needs to be seen from every side the main access may be underneath but a small door will still be available to facilitate lighting unit replacement. Please contact us to discuss your requirements which we will be pleased to draw up for you.



éclairage

La plupart des bacs peuvent être adaptés avec une option d'éclairage pour un usage à l'intérieur ou à l'extérieur. L'éclairage est en LED (baisse tension) alimenté par un transformateur. Disponible en blanc, couleur ou des couleurs changeantes, le nombre et leur emplacement est sur mesure, entièrement à vous de préciser. Toute la partie électrique est dans un compartiment étanche imperméable à l'eau, avec un panneau d'accès. Lorsque le bac doit être vu de tous les côtés l'accès principal peut se trouver en dessous, mais une petite porte sera toujours disponible pour remplacer l'unité d'éclairage. Notre bureau d'étude étudie chaque projet.

pallet bases

All our tree planters can be specified with a pallet base for ease of moving once planted. Each base is engineered for the style, size and weight loading of individual units and will incorporate strengthening materials to suit. It is also possible to construct hidden pallet bases but as well as adding to the cost these are often less practical and are not recommended unless the base is to be hardly used.

We recommend textured finishes where pallet bases are fitted as this finish is less likely to be damaged by the lifting and moving process and can be more easily repaired on site. Please note, pallet bases are intended for occasional use only.

transpalette

Tous nos bacs à arbres peuvent être commandés avec un système de transpalette pour faciliter leurs déplacements une fois plantés. Chaque base est conçue selon le style, taille et le poids de chaque unité, avec un renforcement si nécessaire. Nous recommandons une finition texturée pour un bac au transpalette car elle est moins susceptible d'être endommagée en déplaçant le bac. Les bacs équipés avec un système de transpalette sont destinés à un usage occasionnel seulement.



planter options

special finishes

At Livinggreen Design we have the advantage of our own in house paint shop and some highly experienced staff capable of producing almost any paint effect you can imagine. As well as our dapple multi-layered effect we also undertake our own leafing, with silver, gold and coloured leaf finishes now standard. However there are many other possibilities with leaf including a host of multi-coloured variegated finishes as well as copper and platinum.

If you need something a bit more specialised we can usually help, such as when a well-known computer games company wanted a camouflage planter for their new offices, some pictures of which can be seen here.

As well as all the usual RAL K7 Classic and BS4800 colour ranges, we can match many specialist colours

ranges such as Pantone, Farrow and Ball, Dulux etc using our own in house computerised mixing equipment.

Chez Livinggreen Design, nous avons l'avantage d'avoir notre propre atelier de peinture et une équipe spécialisée, habituée à produire presque toutes les finitions que vous pouvez imaginer.

En plus de nos finitions Dapple, nous proposons également nos propres finitions en feuilles métalliques, disponibles en feuilles d'argent, feuilles d'or et feuilles métalliques en couleur.

Il existe de nombreuses autres possibilités intégrant des feuilles métalliques, notamment les couleurs panachées multicolores, le cuivre et le platine.

Si vous avez besoin d'une finition plus spécialisée, nous pouvons vous apporter également ce service, comme par exemple, la demande d'une société réputée de jeux informatiques pour des bacs avec une finition « camouflage » afin d'agréments leurs nouveaux bureaux, (vous trouverez ci-joint quelques photos).


Nous travaillons avec tous les nuanciers RAL K7 Classic standards et BS4800 et pouvons trouver des équivalents aux autres nuanciers spécialisés tels que Pantone, Farrow et Ball, Dulux etc, en utilisant notre propre équipement de mélange de peinture informatisé.



signwriting + logos

Planters make the perfect canvas for logos and signwriting, both at entrances and for wayfinding within large buildings. Our signwriting service is extremely popular as we carry out all this work in house for extremely competitive rates, delivering fully finished planters ready for immediate use without needing to be taken to a third party. We work with acetates and vinyl and will also undertake traditional hand painted signwriting for the more discerning clientele as can be seen in the images opposite. Call us for prices and details of this service.

Les bacs créent un support idéal pour des logos et des signalétiques diverses, tant au niveau des entrées d'immeuble ou en orientation dans les circulations. Nos réalisations de logos et signalétiques sont extrêmement soignées car nous les effectuons directement à l'usine en offrant des tarifs très compétitifs. Nous travaillons avec des acétates et vinyl et réalisons également l'écriture traditionnelle des signalétiques peintes à la main, visible dans les images ci-contre. Contactez-nous pour les prix et les détails.



planter options

castor bases

All our planters can be specified to include a fully bonded in castor base, with or without brakes as required. Two main types of castor base are available

- 1. Interior use base on furniture castors.** These are small, black plastic dual wheel castors with or without brakes and suitable for use typically on commercial carpet or carpet tiles. The base will be recessed and the castors invisible to create the illusion of a planter floating approx 2cm off the floor. Narrow planter bases may require the base not to be recessed to assure stability – you will be informed of this at the time of ordering. These are not suitable for heavy pile carpets or real wood flooring
- 2. Exterior use base on heavy duty castors.** Where a unit is to be used outside and regularly moved we fit it with heavy duty castors directly onto the base with no recess. This allows the fitting and easy use of brakes which is not possible with a recessed base. These castor bases are engineered for regular use in a hostile environment.

All our castor bases are built to withstand the planted weight of the unit to which they are fitted and we can vary the design to meet the needs of the situation, for example, non marking castors or rubber castors for wooden floors etc – please just let us know your requirements before ordering. Castors can also be fitted to tree planters on request.

Please note, castor bases should be used with care and may fail if bumped regularly over carpet joining strips, kerbs and other obstructions.

Castor exterior



Braked

Unbraked

Castor interior



Braked

Unbraked



Exterior castor base without brakes



Interior recessed castor base with brakes



Interior recessed castor base with brakes

Roulettes

Tous nos bacs peuvent être prescrits avec des roulettes, avec ou sans freins (freins sur demande). Deux types de roulettes sont disponibles:

- Utilisation à l'intérieur avec les roulettes de meubles. Ce sont de petites roulettes doubles noires en plastique avec ou sans freins et appropriées pour une utilisation généralement sur la moquette de bureau ou des dalles de moquette. La base sera remontée et les roulettes sont invisibles pour créer l'illusion d'un bac flottant d'environ 2cm du sol. Elles ne sont pas appropriées pour la moquette épaisse ou des parquets.
- Utilisation à l'extérieur avec des roulettes pour charges lourdes. Lorsqu'un bac doit être utilisé à l'extérieur et régulièrement déplacé, il est équipé de roulettes pour charges lourdes directement sur la base qui n'est pas remontée. Ceci permet l'utilisation de freins qui n'est pas possible avec une base en retrait. Ces roulettes sont conçues pour une utilisation régulière dans un environnement hostile.

Toutes nos roulettes et leurs bases sont fabriquées pour supporter le poids planté de l'unité sur laquelle ils sont montés. On peut les étudier sur mesure afin de répondre aux besoins spécifiques, par exemple : roulettes qui ne marquent pas le sol ou des roulettes en caoutchouc pour un parquet, sur mesure pour les bacs à arbres etc – nous répondons à toutes vos questions avant de commander.

Merci de noter qu'un bac aux roulettes doit être utilisé avec soin et peut être endommagé s'il est heurté régulièrement contre les bordures ou autres obstacles.

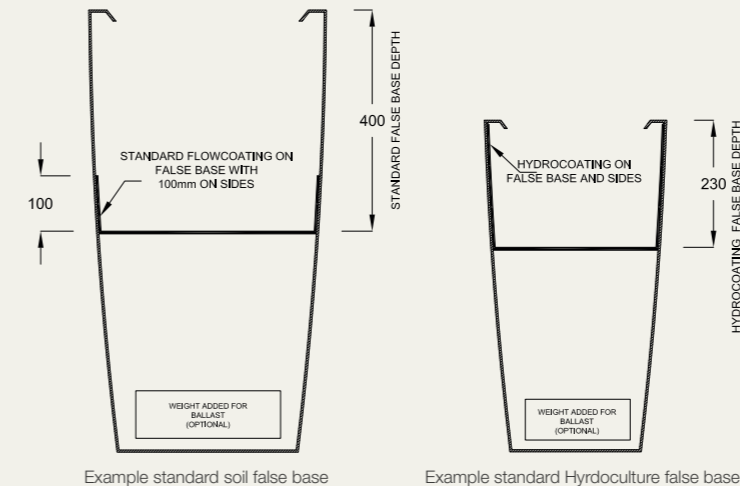
false bases

All our planters but particularly those that are taller, typically over 60cm, can be specified with an integral false base, at any height, to create the perfect sized planting pocket. The base is made from a bonded in sheet of fibreglass sealed with a waterproof coating. Two types of base are available

- False base for soil plants. Typically at 35 – 45cm down from the top of the lip – a standard specification is available for all planters typically false based on request. The waterproof lining covers the base and approx 10cm up the sides. These bases are NOT suitable for use with hydroculture or any other system which requires the base to hold a pool of water. We recommend Tanker Irrigation is used in conjunction with these bases
- False base for hydroculture or any other water based system. Typically hydro bases will be fitted 23cm down from the lip – false bases can vary by +/- 1cm in height and therefore this level of tolerance is essential. Hydro bases are fully double coated with our waterproofing plastic layer and are guaranteed waterproof.

It is essential to specify which type of false base is required at the time of ordering

Weights can also be added to the real planter base where stability is an issue but this must be requested at the time of ordering



Example standard soil false base

Example standard Hydroculture false base



Standard Hydroculture false base



Standard soil false base



Standard soil false base

Faux fonds

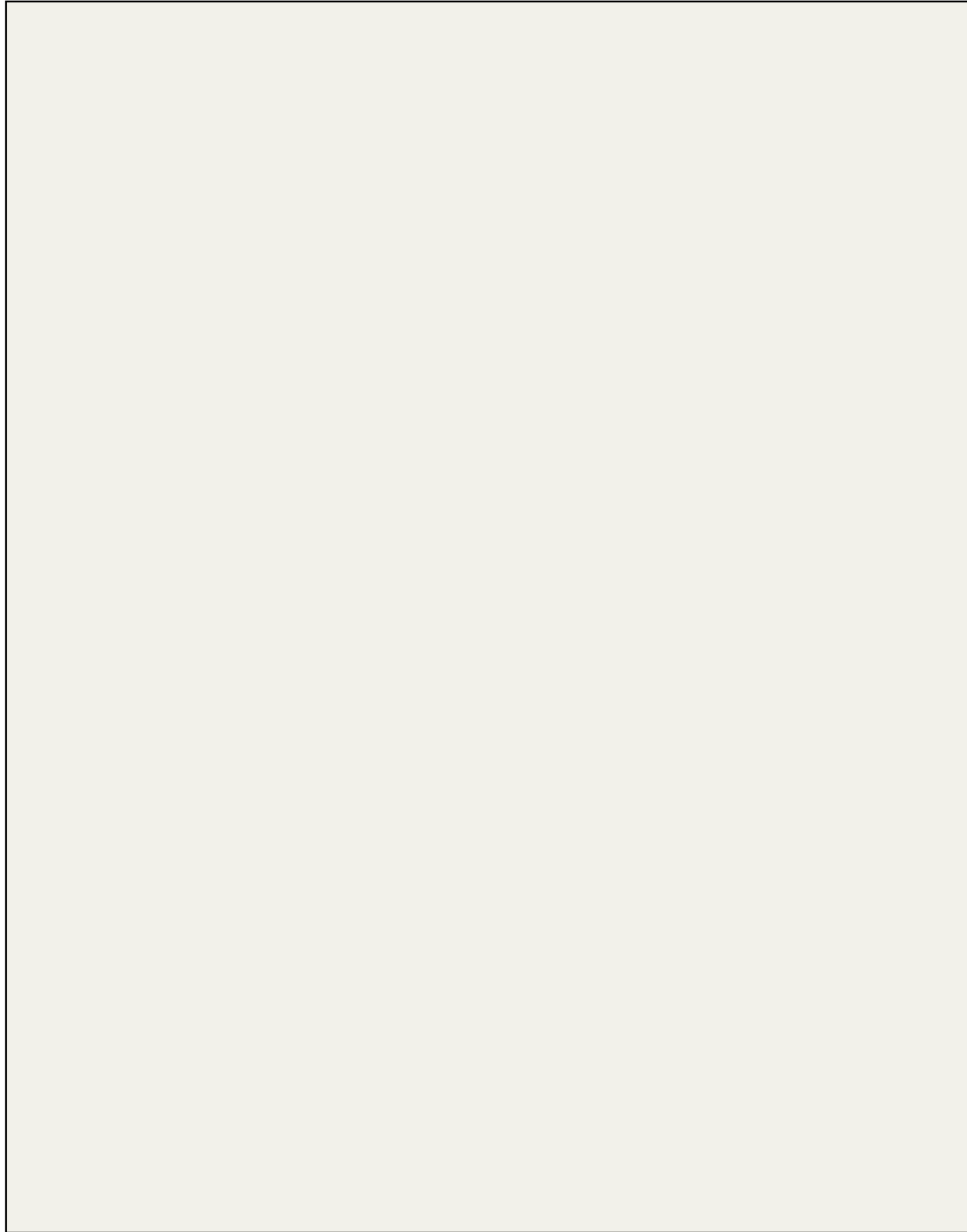
Tous nos bacs, mais plus particulièrement ceux qui sont grands, généralement plus de 60cm, peuvent être commandés avec un faux fond à n'importe quelle hauteur, pour créer une poche de plantation parfaite. Le faux fond est fabriqué avec une feuille de fibre de verre scellée avec un revêtement imperméable, étanche à l'eau. Deux types de faux fonds sont disponibles:

- Faux fonds pour plantes en terre. En règle générale à 35 - 45cm du bord. La partie imperméable recouvre la base et 5cm environ sur les côtés. Ces faux fonds ne sont pas adaptés pour une utilisation avec l'hydroculture ou tout autre système qui exige de maintenir un fond d'eau. Nous vous recommandons nos réserves d'eau 'Tanker' avec ces faux fonds.
- Faux fond pour hydroculture. Typiquement situés à 23cm du bord – les faux fonds peuvent varier de +/- 1 cm de hauteur. Les faux fonds Hydro sont entièrement revêtus avec notre couche de matière plastique étanche et ils sont garantis imperméables.


Il est essentiel de spécifier le type de faux fond nécessaire au moment de passer la commande.

Les bacs peuvent être lestés également où la stabilité est un problème, merci de le préciser au moment de passer la commande.

my notes



my notes



index

Alphabet	142-143	Curvy Swan	70	Kubik+Kubik Lite	24-25	Seating Planters	18-19, 58-59, 67, 71, 84-87, 108-115, 120-121, 132-133, 136-137, 151, 182-183, 238-241
Antoinette	208-209	Curvy Troughs	68	Kyoto	169	Shanghai	168
Arrow	120-121	Curvy Ursula	62-63	Lighting	20-21	Sicily	169
Arrow HD	80	Curvy Xtreme	54-55	Linbar	38-39	Signwriting	271
Arundel Urn	163	Curvy Xtreme Barrier	56-57	Linbar HD	78	Snapback Seat	151
Ashaway	44-45	Curvy Xtreme Bench + Planter	58-59	Linik Planter+Bowl	40-41	Special Finishes	270
Athens	163	Curvy Xtreme HD	78	Linik Tall	42	Sphere	206-207
Avant Garde Range	82-151	Cylik+Cylik Lite	26-27	Logos	271	Spin	122-123
Balmoral	222-223	Cylinder	194-195	London	168	Spirit Range	22-45
Barcelona	168	Dallas	172	Luna Crescent	157	Squeeze	150
Barrier	178-181	Day	94-95	Luna Full	155	Stack	102-105
Barrier HD	77	Deli	169	Luna Half	155	Stack Barrier	104
Barrier Seating	182-183	Dhow	92-93	Luna Range	152-157	Stack Cube	104
Beevase	228-229	Diamond	200-201	Luna Slice	155	Stack Tower	104
Beirut	163	Digits	142-143	Lyon	169	Stockholm	168
Bell	226-227	Dubai	162	Maxi Flare	197	Tanker Irrigation	260-267
Ben	90-91	Dune	134-135	Maxi Flare HD	77	Tanker Cylinder	264
Berlin	168	Easter Island	132-33	Miami	163	Tanker Modular	263
Bespoke Design	250-258	Easter Island HD	80	Milan	168	Terraces	236-241
Big Foot HD	80	False Base	273	Ming	118	Time	128-129
Bill	88-89	Feature Green Wall	12-13	Minsk	172	Tokyo	162
Blob	84-85	Fez	169	Monaco	162	Topper	106-107
Bloks	140-141	Flare	196-198	Moscow	162	Totem	108-109
Bodacia	212-213	Flare Cube	197	Musa	96-97	Touch	148-149
Brunel	230-231	Flip	124-125	New York	162	Toulon	172
Bubbles	130-131	Float	86-87	Night	94-95	Toulouse	172
Cactus	116-117	Florence	172	Osaka	163	Tower	186-187
Cardinal	224-225	Freewall	14-15	Oslo	169	Tower HD	78
Castor Bases	272	Fusion	126-127	Palma	169	Towik	38-39
Ceramic Style Range	202-217	Garden Classics Range	218-235	Paris	168	Trashaway	43
Chelsea	234-235	Geneva	169	Pedestals, Bowls + Baskets	158-175	Triangle	200-201
Chicago	162	Geo Design Range	176-201	Pedestals + Bowls Combinations	174-175	Trifik	36-37
Cirkik	28-29	Geo Hexagon	188-189	Pentik	112-113	Tree Planters	242-248
Cleopatra	211	Geo Round	192-193	Pharaoh	204-205	Tulip	144
Colours + Finishes Available	275-276	Grace	146-147	Phoenix	172	U N C	138-139
Copenhagen	168	Green Walls	10-15	Pillar	190-191	Vancouver	162
Cube	184-185	Hanging Baskets	173	Polybar	114-115	Vienna	169
Cubis	210	Havana	172	Planter Options	268-273	Vegas	172
Curvy Bridget	64-66	Heart	110-111	Prague	163	Venice	172
Curvy Combinations	72-73	Heart HD	80	Quadik	30-31	Vortex	145
Curvy Desktops	69	Hex	204-205	Quadik Plus	32-33	Water Features	18-19
Curvy Jayne	71	Hexik	34-35	Quadik Plus Hot Lip Inserts	32-33	Wave	136-137
Curvy Marilyn	50-51	Holey Design Range	74-81	Replica Buxus Hedging	16-17	Watertanks	249
Curvy Range	46-73	Hug	98-99	Rio	162	Xtreme Maxi Flare	197
Curvy S	52-53	I.F.O	119	Rome	168	Ying	100-101
Curvy S Barrier	67	Julius	214-216	Rose	220-221	Yang	100-101
Curvy S HD	77	Julius Octavia	217	Sao Paolo	163		
Curvy Sophia	60-61	Kensington	232-233				

colours + finishes

Most Livinggreen planters are available in all the finishes detailed – but check the product page for a full listing as the design of some units makes certain finishes impractical.

La plupart des contenants de 'Livinggreen' sont disponibles avec toutes les finitions détaillées ci-dessous. Veuillez toutefois vérifier la compatibilité du choix de la finition avec la forme du bac, car certaines sont difficiles à obtenir selon les modèles choisis.

BS4800 and RAL Classic: Over 300 colours available in highly polished gloss, satin, matt or textured matt finishes so you can achieve a perfect match to other furnishings.

BS4800 et RAL Classique: Plus de 300 couleurs disponibles avec plusieurs finitions : polie, satin ou mate texturée. Ainsi nos contenants permettent de trouver l'accord parfait avec l'esprit et l'aménagement du lieu.

Standard Colours: Specially selected colours that are usually held in stock and will meet most requirements. Available in highly polished gloss, satin, matt and textured matt.

Couleurs standard: Certaines couleurs sélectionnées parmi les gammes citées sont habituellement en stock et répondent à la plupart des exigences. Il s'agit des finitions suivantes : polie, satin et mate texturée.

Polished Metallics: The closest finishes to polished metal. Also available in satin sheen.

Métalliques polies: Finitions les plus semblant au métal poli.

Textured Metallics: Matt metal finishes with a rippled effect.

Métalliques texturées: Finitions en effet métal mat texturé.

Polished Pearlescents: Deep, almost 3D colours.

Perle polies: Finition créant un effet de profondeur.

Polished Stardust: Vibrant colour with a hint of silver sparkle. *Other colours on request – check availability before ordering.*

Stardust polies: Couleur scintillante incrustée de petites paillettes argentées. *Plusieurs couleurs sur demande - vérifiez la disponibilité.*

Dapple: Unique multicolour finishes adding further opportunities to personalise your planters. The finishes are coated with clear lacquer giving extra shine and a more resilient finish.

Moucheté: Finitions multicolores uniques rajoutant encore plus de possibilités de personnaliser vos pots. Les finitions sont recouvertes de vernis clair donnant un éclat supplémentaire et une finition plus résistante.

Please note we recommend Textured and Natural finishes if planters are to be used outdoors. However all our finishes are suitable for exterior use – please specify this at the time of ordering.

Nous recommandons pour des usages extérieurs d'employer des finitions texturées ou naturelles. Cependant toutes nos finitions conviennent pour l'usage à l'extérieur - spécifiez le lieu d'usage (intérieur ou extérieur) sur la commande.

Natural: Unique finishes that exactly mimic natural materials. *Please note all these finishes have not only the look but also behave like the real material, weathering naturally if outdoors. However, the surfaces will mark clothes if brushed against so use indoors only in low footfall areas. Rust can be matt lacquered to avoid this problem on request.*

Naturel: Finitions uniques qui imitent exactement les vrais matériaux naturels. *De plus elles les ressemblent en aspect et en comportement. Par exemple les finitions rouille et cuivre vieillissent naturellement en usage extérieur. Attention, ces surfaces pourront marquer les vêtements, il est recommandé pour leur usage en intérieur de ne pas les disposer à proximité des endroits passants. La rouille peut être mate laquée à la demande pour éviter cet inconvénient.*

Gold, Silver and Colour leaf: True luxury finishes where planters are hand gilded with genuine metal leaf, hand burnished and coated with multiple layers of clear lacquer.

Other leaf finishes available on request.

Feuilles d'or, argent et couleur : Les finitions de luxe, les bacs sont travaillés à la main avec des véritables feuilles en métal, ensuite polies à la main et recouvertes de plusieurs couches de vernis clair. *D'autres couleurs de feuilles sont disponibles sur demande.*

Standard Colours - Couleurs standard



Polished Metallics - Métalliques polies



Textured Metallics - Métalliques texturées




Polished Pearlescents - Perlé polies



Polished Stardust - Stardust polies



Dapple - Moucheté



Natural - Naturel



Gold, Silver and Colour leaf - Feuille d'or, Argent et Couleur



See over for colours + finishes

ral classic colour chart

1000	1001	1002	1003	1004	1005	1006	1007	1011	1012	1013	1014	1015
1016	1017	1018	1019	1020	1021	1023	1024	1027	1028	1032	1033	1034
1035	1036	1037	2000	2001	2002	2003	2004	2008	2009	2010	2011	2012
2013	3000	3001	3002	3003	3004	3005	3007	3009	3011	3012	3013	3014
3015	3016	3017	3018	3020	3022	3024	3031	3032	3033	4001	4002	4003
4004	4005	4006	4007	4008	4009	4010	4011	4012	5000	5001	5002	5003
5004	5005	5007	5008	5009	5010	5011	5012	5013	5014	5015	5017	5018
5019	5020	5021	5022	5023	5024	5025	5026	6000	6001	6002	6003	6004
6005	6006	6007	6008	6009	6010	6011	6012	6013	6014	6015	6016	6017
6018	6019	6020	6021	6022	6024	6025	6026	6027	6028	6029	6032	6033
6034	6035	6036	7000	7001	7002	7003	7004	7005	7006	7008	7009	7010
7011	7012	7013	7015	7016	7021	7022	7023	7024	7026	7030	7031	7032
7033	7034	7035	7036	7037	7038	7039	7040	7042	7043	7044	7045	7046
7047	7048	8000	8001	8002	8003	8004	8007	8008	8011	8012	8014	8015
8016	8017	8019	8022	8023	8024	8025	8028	8029	9001	9002	9003	9004
9005	9006	9007	9010	9011	9016	9017	9018	9022	9023			

NB: the colours shown in the above chart are only as accurate as the four colour printing process can achieve, therefore they should be used only as a guide.



livinggreen
design

www.livingreendesign.com

Livingreen Design is a brand name of Livingreen Design Ltd t: +44(0)131 440 9804