

FORM NO. MGT-7

[Pursuant to sub-Section(1) of section 92 of the Companies Act, 2013 and sub-rule (1) of rule 11of the Companies (Management and Administration) Rules, 2014]



Annual Return (other than OPCs and Small Companies)

Form language English Hindi

Refer the instruction kit for filing the form.

I. REGISTRATION AND OTHER DETAILS

(i) * Corporate Identification Number (CIN) of the company

L85110TN1982PLC009781

Pre-fill

Global Location Number (GLN) of the company

* Permanent Account Number (PAN) of the company

AADC50189E

(ii) (a) Name of the company

KMC SPECIALITY HOSPITALS

(b) Registered office address

NO 6 ROYAL ROAD
CANTONMENT
TRICHY
Tamil Nadu
620001

(c) *e-mail ID of the company

corporatecompliance@kauver

(d) *Telephone number with STD code

0431407777

(e) Website

www.kauveryhospital.com

(iii) Date of Incorporation

31/12/1982

(iv)	Type of the Company	Category of the Company	Sub-category of the Company
	Public Company	Company limited by shares	Indian Non-Government company

(v) Whether company is having share capital

Yes No

(vi) *Whether shares listed on recognized Stock Exchange(s)

Yes No

(a) Details of stock exchanges where shares are listed

S. No.	Stock Exchange Name	Code
1	BSE Limited	1

(b) CIN of the Registrar and Transfer Agent

U67120TN1998PLC041613

Pre-fill

Name of the Registrar and Transfer Agent

CAMEO CORPORATE SERVICES LIMITED

Registered office address of the Registrar and Transfer Agents

"SUBRAMANIAN BUILDING"
No.1 CLUB HOUSE ROAD

(vii) *Financial year From date (DD/MM/YYYY) To date (DD/MM/YYYY)

(viii) *Whether Annual general meeting (AGM) held Yes No

(a) If yes, date of AGM

(b) Due date of AGM

(c) Whether any extension for AGM granted

Yes No

(f) Specify the reasons for not holding the same

AGM Scheduled to be held on September 27, 2022

II. PRINCIPAL BUSINESS ACTIVITIES OF THE COMPANY

*Number of business activities

S.No	Main Activity group code	Description of Main Activity group	Business Activity Code	Description of Business Activity	% of turnover of the company
1	Q	Hospital and Medical Care	Q1	Hospital activities	98.45

III. PARTICULARS OF HOLDING, SUBSIDIARY AND ASSOCIATE COMPANIES (INCLUDING JOINT VENTURES)

*No. of Companies for which information is to be given

Pre-fill All

S.No	Name of the company	CIN / FCRN	Holding/ Subsidiary/Associate/ Joint Venture	% of shares held
1	SRI KAUVERY MEDICAL CARE (I +)	U85110TN1997PLC039491	Holding	75

IV. SHARE CAPITAL, DEBENTURES AND OTHER SECURITIES OF THE COMPANY

(i) *SHARE CAPITAL

(a) Equity share capital

Particulars	Authorised capital	Issued capital	Subscribed capital	Paid up capital
Total number of equity shares	250,000,000	163,085,000	163,085,000	163,085,000
Total amount of equity shares (in Rupees)	250,000,000	163,085,000	163,085,000	163,085,000

Number of classes

1

Class of Shares	Authorised capital	Issued capital	Subscribed capital	Paid up capital
Equity Share Capital				
Number of equity shares	250,000,000	163,085,000	163,085,000	163,085,000
Nominal value per share (in rupees)	1	1	1	1
Total amount of equity shares (in rupees)	250,000,000	163,085,000	163,085,000	163,085,000

(b) Preference share capital

Particulars	Authorised capital	Issued capital	Subscribed capital	Paid-up capital
Total number of preference shares	0	0	0	0
Total amount of preference shares (in rupees)	0	0	0	0

Number of classes

0

Class of shares	Authorised capital	Issued capital	Subscribed capital	Paid up capital
Number of preference shares				
Nominal value per share (in rupees)				
Total amount of preference shares (in rupees)				

(c) Unclassified share capital

Particulars	Authorised Capital
Total amount of unclassified shares	0

(d) Break-up of paid-up share capital

Class of shares	Number of shares			Total nominal amount	Total Paid-up amount	Total premium
	Physical	DEMAT	Total			
Equity shares						
At the beginning of the year	14,464,646	148,620,354 ⁺	163085000	163,085,000 ⁺	163,085,000 ⁺	
Increase during the year	0	3,209,917	3209917	3,209,917	3,209,917	0
i. Public Issues	0	0	0	0	0	0
ii. Rights issue	0	0	0	0	0	0
iii. Bonus issue	0	0	0	0	0	0
iv. Private Placement/ Preferential allotment	0	0	0	0	0	0
v. ESOPs	0	0	0	0	0	0
vi. Sweat equity shares allotted	0	0	0	0	0	0
vii. Conversion of Preference share	0	0	0	0	0	0
viii. Conversion of Debentures	0	0	0	0	0	0
ix. GDRs/ADRs	0	0	0	0	0	0
x. Others, specify	0	3,209,917	3209917	3,209,917	3,209,917	
Dematerialization of shares during the year						
Decrease during the year	3,209,917	0	3209917	3,209,917	3,209,917	0
i. Buy-back of shares	0	0	0	0	0	0
ii. Shares forfeited	0	0	0	0	0	0
iii. Reduction of share capital	0	0	0	0	0	0
iv. Others, specify	3,209,917	0	3209917	3,209,917	3,209,917	
Dematerialization of shares during the year						
At the end of the year	11,254,729	151,830,271	163085000	163,085,000	163,085,000	
Preference shares						
At the beginning of the year	0	0	0	0	0	
Increase during the year	0	0	0	0	0	0
i. Issues of shares	0	0	0	0	0	0
ii. Re-issue of forfeited shares	0	0	0	0	0	0

iii. Others, specify						
Decrease during the year	0	0	0	0	0	0
i. Redemption of shares	0	0	0	0	0	0
ii. Shares forfeited	0	0	0	0	0	0
iii. Reduction of share capital	0	0	0	0	0	0
iv. Others, specify						
At the end of the year	0	0	0	0	0	

ISIN of the equity shares of the company

(ii) Details of stock split/consolidation during the year (for each class of shares)

0

Class of shares		(i)	(ii)	(iii)
Before split / Consolidation	Number of shares			
	Face value per share			
After split / Consolidation	Number of shares			
	Face value per share			

(iii) Details of shares/Debentures Transfers since closure date of last financial year (or in the case of the first return at any time since the incorporation of the company) *

Nil

[Details being provided in a CD/Digital Media]

Yes

No

Not Applicable

Separate sheet attached for details of transfers

Yes

No

Note: In case list of transfer exceeds 10, option for submission as a separate sheet attachment or submission in a CD/Digital Media may be shown.

Date of the previous annual general meeting

Date of registration of transfer (Date Month Year) <input type="text"/>			
Type of transfer	<input type="text"/>	1 - Equity, 2- Preference Shares,3 - Debentures, 4 - Stock	
Number of Shares/ Debentures/ Units Transferred	<input type="text"/>	Amount per Share/ Debenture/Unit (in Rs.)	<input type="text"/>
Ledger Folio of Transferor <input type="text"/>			
Transferor's Name	<input type="text"/>	<input type="text"/>	<input type="text"/>
	Surname	middle name	first name
Ledger Folio of Transferee <input type="text"/>			
Transferee's Name	<input type="text"/>	<input type="text"/>	<input type="text"/>
	Surname	middle name	first name

Date of registration of transfer (Date Month Year) <input type="text"/>			
Type of transfer	<input type="text"/>	1 - Equity, 2- Preference Shares,3 - Debentures, 4 - Stock	
Number of Shares/ Debentures/ Units Transferred	<input type="text"/>	Amount per Share/ Debenture/Unit (in Rs.)	<input type="text"/>
Ledger Folio of Transferor <input type="text"/>			
Transferor's Name	<input type="text"/>	<input type="text"/>	<input type="text"/>
	Surname	middle name	first name
Ledger Folio of Transferee <input type="text"/>			
Transferee's Name	<input type="text"/>	<input type="text"/>	<input type="text"/>
	Surname	middle name	first name

(iv) *Debentures (Outstanding as at the end of financial year)

Particulars	Number of units	Nominal value per unit	Total value
Non-convertible debentures	0	0	0
Partly convertible debentures	0	0	0
Fully convertible debentures	0	0	0
Total			0

Details of debentures

Class of debentures	Outstanding as at the beginning of the year	Increase during the year	Decrease during the year	Outstanding as at the end of the year
Non-convertible debentures	0	0	0	0
Partly convertible debentures	0	0	0	0
Fully convertible debentures	0	0	0	0

(v) Securities (other than shares and debentures)

0

Type of Securities	Number of Securities	Nominal Value of each Unit	Total Nominal Value	Paid up Value of each Unit	Total Paid up Value
Total					

V. *Turnover and net worth of the company (as defined in the Companies Act, 2013)**(i) Turnover**

1,360,728,000

(ii) Net worth of the Company

868,031,000

VI. (a) *SHARE HOLDING PATTERN - Promoters

S. No.	Category	Equity		Preference	
		Number of shares	Percentage	Number of shares	Percentage
1.	Individual/Hindu Undivided Family				
	(i) Indian	0	0	0	
	(ii) Non-resident Indian (NRI)	0	0	0	
	(iii) Foreign national (other than NRI)	0	0	0	

2.	Government				
	(i) Central Government	0	0	0	
	(ii) State Government	0	0	0	
	(iii) Government companies	0	0	0	
3.	Insurance companies	0	0	0	
4.	Banks	0	0	0	
5.	Financial institutions	0	0	0	
6.	Foreign institutional investors	0	0	0	
7.	Mutual funds	0	0	0	
8.	Venture capital	0	0	0	
9.	Body corporate (not mentioned above)	122,313,750	75	0	
10.	Others	0	0	0	
	Total	122,313,750	75	0	0

Total number of shareholders (promoters)

1

(b) *SHARE HOLDING PATTERN - Public/Other than promoters

S. No.	Category	Equity		Preference	
		Number of shares	Percentage	Number of shares	Percentage
1.	Individual/Hindu Undivided Family				
	(i) Indian	38,548,735	23.64	0	
	(ii) Non-resident Indian (NRI)	1,333,976	0.82	0	
	(iii) Foreign national (other than NRI)	0	0	0	
2.	Government				
	(i) Central Government	0	0	0	
	(ii) State Government	0	0	0	
	(iii) Government companies	0	0	0	
3.	Insurance companies	0	0	0	

4.	Banks	0	0	0	
5.	Financial institutions	0	0	0	
6.	Foreign institutional investors	0	0	0	
7.	Mutual funds	900	0	0	
8.	Venture capital	0	0	0	
9.	Body corporate (not mentioned above)	800,007	0.49	0	
10.	Others Clearing member	87,632	0.05	0	
	Total	40,771,250	25	0	0

Total number of shareholders (other than promoters)

78,319

**Total number of shareholders (Promoters+Public/
Other than promoters)**

78,320

**VII. *NUMBER OF PROMOTERS, MEMBERS, DEBENTURE HOLDERS
(Details, Promoters, Members (other than promoters), Debenture holders)**

Details	At the beginning of the year	At the end of the year
Promoters	1	1
Members (other than promoters)	61,362	78,319
Debenture holders	0	0

VIII. DETAILS OF DIRECTORS AND KEY MANAGERIAL PERSONNEL











(A) *Composition of Board of Directors

Category	Number of directors at the beginning of the year		Number of directors at the end of the year		Percentage of shares held by directors as at the end of year	
	Executive	Non-executive	Executive	Non-executive	Executive	Non-executive
A. Promoter	2	0	2	0	0	0
B. Non-Promoter	0	7	1	5	0	0.82
(i) Non-Independent	0	2	1	1	0	0.79
(ii) Independent	0	5	0	4	0	0.03
C. Nominee Directors representing	0	1	0	0	0	0

(i) Banks & FIs	0	0	0	0	0	0
(ii) Investing institutions	0	1	0	0	0	0
(iii) Government	0	0	0	0	0	0
(iv) Small share holders	0	0	0	0	0	0
(v) Others	0	0	0	0	0	0
Total	2	8	3	5	0	0.82

Number of Directors and Key managerial personnel (who is not director) as on the financial year end date 10

(B) (i) *Details of directors and Key managerial personnel as on the closure of financial year

Name	DIN/PAN	Designation	Number of equity share(s) held	Date of cessation (after closure of financial year : If any)
SUNDARARAJ CHAND 	01867847	Whole-time director	0	
SELVARAJ MANIVANN 	00910804	Managing Director	0	
THIRUNAVUKKARASU 	01742558	Director	1,287,136	
CHENTHILKUMAR SATHI 	02621693	Director	0	
KRISHNAMOORTHY ANAND 	00386122	Director	0	
NATARAJAN BALASUBRAMANIAM 	00469656	Director	0	
NARAYANASAMI JEYARAJAN 	07143462	Director	50,100	
DURASAMY SENGUTANAN 	01867900	Whole-time director	0	
KUMARASWAMY ANAND 	AETPA9622D	CFO	0	
NATARAJAN YASOTHARAN 	AMMPY3770B	Company Secretary	0	15/06/2022

(ii) Particulars of change in director(s) and Key managerial personnel during the year 5

Name	DIN/PAN	Designation at the beginning / during the financial year	Date of appointment/ change in designation/ cessation	Nature of change (Appointment/ Change in designation/ Cessation)
ATHMANATHAN GANE	02122660	Nominee director	24/05/2021	Cessation
ARAVINDAN SELVARA	05172690	Director	13/08/2021	Cessation
DURASAMY SENGUT	01867900	Whole-time director	13/08/2021	Appointment
YASOTHA BENAZIR N	AMMPY3770B	Company Secretary	13/08/2021	Appointment
DANDAPANI SWAMINA	01852739	Director	30/11/2021	Cessation

IX. MEETINGS OF MEMBERS/CLASS OF MEMBERS/BOARD/COMMITTEES OF THE BOARD OF DIRECTORS

A. MEMBERS/CLASS /REQUISITIONED/NCLT/COURT CONVENED MEETINGS

Number of meetings held

1

Type of meeting	Date of meeting	Total Number of Members entitled to attend meeting	Attendance	
			Number of members attended	% of total shareholding
ANNUAL GENERAL MEETI	27/09/2021	78,139	53	77.71

B. BOARD MEETINGS

*Number of meetings held

5

S. No.	Date of meeting	Total Number of directors associated as on the date of meeting	Attendance	
			Number of directors attended	% of attendance
1	19/05/2021	10	9	90
2	29/05/2021	9	9	100
3	13/08/2021	9	9	100
4	12/11/2021	9	8	88.89
5	11/02/2022	8	8	100

C. COMMITTEE MEETINGS

Number of meetings held

11

S. No.	Type of meeting	Date of meeting	Total Number of Members as on the date of the meeting	Attendance	
				Number of members attended	% of attendance
1	AUDIT COMM	29/05/2021	4	4	100
2	AUDIT COMM	13/08/2021	4	4	100
3	AUDIT COMM	12/11/2021	4	4	100
4	AUDIT COMM	11/02/2022	4	4	100
5	STAKEHOLDER	29/05/2021	3	3	100
6	STAKEHOLDER	13/08/2021	3	3	100
7	STAKEHOLDER	12/11/2021	3	3	100
8	STAKEHOLDER	11/02/2022	3	3	100
9	NOMINATION	19/05/2021	3	3	100
10	NOMINATION	13/08/2021	3	3	100

D. *ATTENDANCE OF DIRECTORS

S. No.	Name of the director	Board Meetings			Committee Meetings			Whether attended AGM held on
		Number of Meetings which director was entitled to attend	Number of Meetings attended	% of attendance	Number of Meetings which director was entitled to attend	Number of Meetings attended	% of attendance	
1	SUNDARARA	5	5	100	5	5	100	
2	SELVARAJ M.	5	5	100	9	9	100	
3	THIRUNAVUK	5	5	100	0	0	0	
4	CHENTHILKU	5	5	100	6	6	100	
5	KRISHNAMOC	5	5	100	11	11	100	
6	NATARAJAN	5	5	100	6	6	100	
7	NARAYANAS	5	5	100	0	0	0	
8	DURAISAMY	2	2	100	0	0	0	

X. *REMUNERATION OF DIRECTORS AND KEY MANAGERIAL PERSONNEL

Nil

Number of Managing Director, Whole-time Directors and/or Manager whose remuneration details to be entered

3

S. No.	Name	Designation	Gross Salary	Commission	Stock Option/ Sweat equity	Others	Total Amount
1	SUNDARARAJ CH	WHOLE TIME D	8,400,000	0	0	0	8,400,000
2	SELVARAJ MANIV	MANAGING DIF	8,400,000	0	0	0	8,400,000
3	DURASAMY SENG	WHOLE TIME D	4,500,000	0	0	27,714,536	32,214,536
	Total		21,300,000	0	0	27,714,536	49,014,536

Number of CEO, CFO and Company secretary whose remuneration details to be entered

2

S. No.	Name	Designation	Gross Salary	Commission	Stock Option/ Sweat equity	Others	Total Amount
1	KUMARASWAMY A	CHIEF FINANCI	7,333,333	0	0	0	7,333,333
2	YASOTHA BENAZI	COMPANY SEC	737,083	0	0	0	737,083
	Total		8,070,416	0	0	0	8,070,416

Number of other directors whose remuneration details to be entered

5

S. No.	Name	Designation	Gross Salary	Commission	Stock Option/ Sweat equity	Others	Total Amount
1	CHENTHILKUMAR	DIRECTOR	0	0	0	170,000	170,000
2	KRISHNAMOORTH	DIRECTOR	0	0	0	220,000	220,000
3	NATARAJAN BALA	DIRECTOR	0	0	0	170,000	170,000
4	NARAYANASAMI J	DIRECTOR	0	0	0	110,000	110,000
5	DANDAPANI SWAM	DIRECTOR	0	0	0	60,000	60,000
	Total		0	0	0	730,000	730,000

XI. MATTERS RELATED TO CERTIFICATION OF COMPLIANCES AND DISCLOSURES

* A. Whether the company has made compliances and disclosures in respect of applicable provisions of the Companies Act, 2013 during the year Yes No

B. If No, give reasons/observations

XII. PENALTY AND PUNISHMENT - DETAILS THEREOF

(A) DETAILS OF PENALTIES / PUNISHMENT IMPOSED ON COMPANY/DIRECTORS /OFFICERS Nil

Name of the company/ directors/ officers	Name of the court/ concerned Authority	Date of Order	Name of the Act and section under which penalised / punished	Details of penalty/ punishment	Details of appeal (if any) including present status

(B) DETAILS OF COMPOUNDING OF OFFENCES Nil

Name of the company/ directors/ officers	Name of the court/ concerned Authority	Date of Order	Name of the Act and section under which offence committed	Particulars of offence	Amount of compounding (in Rupees)

XIII. Whether complete list of shareholders, debenture holders has been enclosed as an attachment

Yes No

XIV. COMPLIANCE OF SUB-SECTION (2) OF SECTION 92, IN CASE OF LISTED COMPANIES

In case of a listed company or a company having paid up share capital of Ten Crore rupees or more or turnover of Fifty Crore rupees or more, details of company secretary in whole time practice certifying the annual return in Form MGT-8.

Name

M Alagar

Whether associate or fellow

Associate Fellow

Certificate of practice number

8196

I/We certify that:

- (a) The return states the facts, as they stood on the date of the closure of the financial year aforesaid correctly and adequately.
 (b) Unless otherwise expressly stated to the contrary elsewhere in this Return, the Company has complied with all the provisions of the Act during the financial year.

Declaration

I am Authorised by the Board of Directors of the company vide resolution no. ... 24 dated 30/05/2019

(DD/MM/YYYY) to sign this form and declare that all the requirements of the Companies Act, 2013 and the rules made thereunder in respect of the subject matter of this form and matters incidental thereto have been complied with. I further declare that:

- Whatever is stated in this form and in the attachments thereto is true, correct and complete and no information material to the subject matter of this form has been suppressed or concealed and is as per the original records maintained by the company.
- All the required attachments have been completely and legibly attached to this form.

Note: Attention is also drawn to the provisions of Section 447, section 448 and 449 of the Companies Act, 2013 which provide for punishment for fraud, punishment for false statement and punishment for false evidence respectively.

To be digitally signed by

Director

DIN of the director

To be digitally signed by

Company Secretary

Company secretary in practice

Membership number

Certificate of practice number

Attachments

- 1. List of share holders, debenture holders
- 2. Approval letter for extension of AGM;
- 3. Copy of MGT-8;
- 4. Optional Attachment(s), if any

List of attachments

This eForm has been taken on file maintained by the Registrar of Companies through electronic mode and on the basis of statement of correctness given by the company